


# Corporate Services Reports

**Committee Consideration –29 November 2011**  
**Council Resolution – 13 December 2011**

## Table of Contents

Item No.	Page No.
CP42.11	Monthly Financial Report – October 2011 ..... 2
CP43.11	Investment Report – October 2011 ..... 6
CP44.11	List of Accounts Paid – October 2011 ..... 9
CP45.11	Delegation of Authority – Awards of Tenders during the Council Recess (File No. CRS/058)..... 11

<b>CP42.11</b>	<b>Monthly Financial Report – October 2011</b>
<b>Committee</b>	29 November 2011
<b>Council</b>	13 December 2011
<b>Applicant</b>	City of Nedlands
<b>Owner</b>	City of Nedlands
<b>Officer</b>	Rajah Senathirajah – Manager Finance
<b>Director</b>	Michael Cole – Director Corporate Service
<b>Director Signature</b>	
<b>File ref.</b>	Fin/072-17
<b>Previous Item No's</b>	Nil
<b>Disclosure of Interest</b>	No officer involved in the preparation of this report had any interest which required it to be declared in accordance with the provisions of the <i>Local Government Act (1995)</i> .

Administration is required to provide Council with a monthly financial report in accordance with *Regulation 34(1) of the Local Government (Financial Management) Regulations 1996*.

### **Recommendation to Committee**

**Council receives the Monthly Financial Report for October 2011.**

### **Strategic Plan**

*KFA 5: Governance*

*5.6 – Ensure compliance with statutory requirements and guidelines.*

This report will ensure the City meets its statutory requirements.

### **Background**

*Regulation 34(1) of the Local Government (Financial Management) Regulations 1996* requires a local government to prepare a monthly statement of financial activity reporting on the revenue and expenditure, as set out in the annual budget.

A statement of financial activity and any accompanying documents are to be presented to the Council at the next ordinary meeting of the Council following the end of the month to which the statement relates, or to the next ordinary meeting of the council after that meeting.

In addition to the above and in accordance with *Regulation 34(5) of the Local Government (Financial Management) Regulations 1996*, each year

Council is required to adopt a percentage or value to be used in the reporting of material variances. For this financial year the amount is \$10,000 or 10% whichever is the greater.

### **Proposal Detail**

Not applicable.

### **Consultation**

Required by legislation: Yes  No

Required by City of Nedlands policy: Yes  No

### **Legislation**

The monthly financial management report meets the requirements of *Regulation 34(1) and 34(5) of the Local Government (Financial Management) Regulations 1996*.

### **Budget/Financial Implications**

As outlined in the Monthly Financial Report.

### **Risk Management**

The monthly financial variance from the budget of each business unit is reviewed with the respective manager to identify the need for any remedial action. Significant variances are highlighted to Council in the Monthly Financial Report.

### **Discussion**

This report covers the first four months of the 2011/12 Financial Year. The operating revenue at the end of the reporting period was \$22.34 million, which is 88 % of the 2011/12 Annual Budget adopted by Council in June 2011. This reflects the fact that the Rates and the bulk of the Sanitation Charges for the whole year were levied in July.

The total operating expenses at the end of the reporting period was \$8.66 million. This is 31 % of the annual Budget, which is marginally below the pro-rata Budget for the year.

The attached operating statement compares “Actual” with “Budget” by Business Units.

Variations from the Budget of revenue and expenses by Directorates are highlighted in the following paragraphs.

## **Governance**

Expenditure: Unfavourable variance of \$ 24,100

Revenue: Favourable variance of \$ 9,700

The unfavourable expenditure variance is essentially a timing issue between the profiling of the Budget and the incurring of expenses.

The small favourable revenue variance is due to the recovery of Workers Compensation Claims which offset the claims paid, both of which are not budgeted and hence show up as variances in the monthly report.

## **Corporate Services**

Expenditure: Favourable variance of \$ 131,300

Revenue: Favourable variance of \$ 323,500

The favourable expenditure variance is largely a timing issue between the profiling of the Budget and the incurring of expenses, including the delay in the annual review of staff salaries.

The favourable revenue variance is due mainly to the initial levy of rates being marginally (0.6%) higher than budgeted, improved yield from investments (Term Deposits), and a small increase in parking fines.

## **Community and Strategy**

Expenditure: Favourable variance of \$ 272,900

Revenue: Favourable revenue variance of \$ 135,900

The favourable expenditure variance is essentially a timing issue between the profiling of the Budget and the incurring of expenses, including employee costs and the distribution of donations and subsidies.

The favourable revenue variance is due mainly to the receipt in October of the second quarterly instalment of the HACC grant by Nedlands Community Care.

## **Development Services**

Expenditure: Favourable variance of \$ 566,600

Revenue: Favourable variance of \$ 139,400

The favourable expenditure variance is due to the change in timing of bulk waste collection, late receipt of invoices for other sanitation costs, and the timing of the commencement of planning projects.

The favourable revenue variance is due mainly to the extra sanitation charges levied, the timing difference in the levying of licence fees for food premises and an increase in the Development Application fees.

## **Technical Services**

Expenditure: Unfavourable variance of \$ 45,300  
Revenue: Unfavourable variance of \$ 27,100

The unfavourable expenses variance is due mainly to the under-recovery of overheads, due in turn to the lower level of capital works during the first four months of the financial year. The recovery of overheads will be reviewed at the end of the second quarter.

The small unfavourable revenue variance is due to the delay in the recognition of profits on the sale of vehicles and a timing difference in the levying of charges for the use of parks and ovals.

## **Capital Works Programme**

Infrastructure projects require detailed operational planning and mobilisation once they have been approved by Council. Community consultation has also proved to be very time consuming. Invariably very little physical work on the ground was carried out in the first quarter of the financial year.

Thus at the end of October the expenses on new capital works were only \$957,355, which is 9% of the capital budget for the year. It is to be noted that work on John Leckie Pavilion has commenced, and is budgeted to cost \$2.8 million. However, there are indications that not all the infrastructure work budgeted for the year will be completed by the end of June 2012. A more definitive view will be obtained after the Mid-year Review in January 2012.

No grant for capital works were received in October 2011.

## **Conclusion**

The financial statements for the first four months indicate that operating expenses for the period were marginally below the pro-rata Budget.

The revenue is approximately 88 % of the Budget, and reflects that the Rates and Sanitation charges for the whole year were levied in July as planned.

## **Attachments**

1. Financial Summary (Operating) By Business Units as at 31 October 2011
2. Capital Works & Acquisitions as at 31 October 2011
3. Statement of Financial Activity by Directorates as at the end of October 2011
4. Net Current Assets as at 31 October 2011

**CITY OF NEDLANDS**  
**FINANCIAL SUMMARY - OPERATING - BY BUSINESS UNIT**  
**AS AT 31 OCTOBER 2011**

		October	October	Variance	Committed	Annual	Budget
		Actual YTD	Budget YTD		Balance	Budget	Available
<b>Governance</b>							
Governance							
Expense							
20420	Salaries - Governance	192,313	196,932	4,619	0	569,400	377,087
20421	Other Employee Costs - Governance	56,740	54,368	(2,372)	393	163,100	105,967
20423	Office - Governance	7,494	5,668	(1,826)	1,397	17,000	8,109
20424	Motor Vehicles - Governance	4,163	5,400	1,237	0	16,200	12,037
20425	Depreciation - Governance	22,924	17,068	(5,856)	0	51,200	28,276
20427	Finance - Governance	50,500	50,500	0	0	151,500	101,000
20428	Insurance - Governance	69,022	31,600	(37,422)	0	59,600	(9,422)
20430	Other - Governance	37,792	20,000	(17,792)	1,715	60,000	20,493
20434	Professional Fees - Governance	5,442	10,000	4,558	0	30,000	24,558
20450	Special Projects - Governance	8,300	0	(8,300)	9,500	0	(17,800)
<b>Expense Total</b>		<b>454,692</b>	<b>391,536</b>	<b>(63,156)</b>	<b>13,004</b>	<b>1,118,000</b>	<b>650,304</b>
Income							
50410	Sundry Income - Governance	(891)	(1,250)	(359)	0	(5,000)	(4,109)
<b>Income Total</b>		<b>(891)</b>	<b>(1,250)</b>	<b>(359)</b>	<b>0</b>	<b>(5,000)</b>	<b>(4,109)</b>
Total		453,801	390,286	(63,515)	13,004	1,113,000	646,194
<b>Governance Total</b>		<b>453,801</b>	<b>390,286</b>	<b>(63,515)</b>	<b>13,004</b>	<b>1,113,000</b>	<b>646,194</b>
<b>Human Resources</b>							
Expense							
20520	Salaries - HR	61,665	68,154	6,489	0	197,000	135,335
20521	Other Employee Costs - HR	52,435	29,700	(22,735)	1,644	89,100	35,021
20522	Staff Recruitment - HR	37,213	36,501	(712)	1,892	121,000	81,895
20523	Office - HR	6,496	8,851	2,355	3,100	19,600	10,004
20524	Motor Vehicles - HR	5,437	4,168	(1,269)	0	12,500	7,063
20525	Depreciation - HR	358	400	42	0	1,200	842
20527	Finance - HR	(168,233)	(168,233)	0	0	(504,700)	(336,467)
20530	Other - HR	780	0	(780)	0	1,800	1,020
20534	Professional Fees - HR	1,050	0	(1,050)	1,364	37,500	35,086
20550	Special Projects - HR	0	8,332	8,332	0	25,000	25,000
<b>Expense Total</b>		<b>(2,799)</b>	<b>(12,127)</b>	<b>(9,328)</b>	<b>8,000</b>	<b>0</b>	<b>(5,201)</b>
Income							
50510	Ctrb'n Rmbrs & Donation OPER - HR	(10,012)	0	10,012	0	0	10,012
<b>Income Total</b>		<b>(10,012)</b>	<b>0</b>	<b>10,012</b>	<b>0</b>	<b>0</b>	<b>10,012</b>
Total		(12,811)	(12,127)	684	8,000	0	4,811
<b>Human Resources Total</b>		<b>(12,811)</b>	<b>(12,127)</b>	<b>684</b>	<b>8,000</b>	<b>0</b>	<b>4,811</b>
<b>Members Of Council</b>							
Expense							
20323	Office - MOC	3,152	832	(2,320)	874	2,500	(1,525)
20325	Depreciation - MOC	70	68	(2)	0	200	130
20329	Members of Council - MOC	82,485	132,572	50,087	6,491	277,700	188,725
20330	Other - MOC	689	1,332	643	2,225	4,000	1,086
<b>Expense Total</b>		<b>86,396</b>	<b>134,804</b>	<b>48,408</b>	<b>9,589</b>	<b>284,400</b>	<b>188,415</b>
Total		86,396	134,804	48,408	9,589	284,400	188,415
<b>Members Of Council Total</b>		<b>86,396</b>	<b>134,804</b>	<b>48,408</b>	<b>9,589</b>	<b>284,400</b>	<b>188,415</b>
<b>Governance Total</b>		<b>527,386</b>	<b>512,963</b>	<b>(14,423)</b>	<b>30,593</b>	<b>1,397,400</b>	<b>839,421</b>
<b>Corporate Services</b>							
Corporate Services							
Corporate Services							
Expense							
21220	Salaries - Corporate Services	25,588	24,770	(818)	0	71,600	46,012
21221	Other Employee Costs - Corporate Services	10,334	7,704	(2,630)	3,205	23,100	9,561
21223	Office Corporate Service	149	318	169	0	900	751
21224	Motor Vehicles - Corporate Service	4,475	4,300	(175)	0	12,900	8,426
21235	ICT Expenses - Corporate Service	0	0	0	0	0	0
21250	Special Projects - Corporate Service	2,947	11,500	8,553	0	86,000	83,053
<b>Expense Total</b>		<b>43,493</b>	<b>48,592</b>	<b>5,099</b>	<b>3,205</b>	<b>194,500</b>	<b>147,801</b>
Corporate Services Total		43,493	48,592	5,099	3,205	194,500	147,801

		October Actual YTD	October Budget YTD	Variance	Committed Balance	Annual Budget	Budget Available
<b>Customer Services</b>							
<b>Expense</b>							
21320	Salaries - Customer Service	56,688	64,881	8,193	0	188,800	132,112
21321	Other Employee Costs - Customer Service	10,312	7,668	(2,644)	1,674	23,000	11,014
21323	Office - Customer Service	971	3,068	2,097	6,849	5,200	(2,621)
21325	Depreciation - Customer Service	90	100	10	0	300	210
21327	Finance - Customer Service	(73,800)	(73,800)	0	0	(221,400)	(147,600)
21330	Other - Customer Service	0	1,368	1,368	0	4,100	4,100
	<b>Expense Total</b>	<b>(5,738)</b>	<b>3,285</b>	<b>9,023</b>	<b>8,523</b>	<b>0</b>	<b>(2,785)</b>
	Customer Services Total	(5,738)	3,285	9,023	8,523	0	(2,785)
<b>ICT</b>							
<b>Expense</b>							
21720	Salaries - ICT	44,963	53,284	8,321	0	154,300	109,337
21721	Other Employee Costs - ICT	7,553	9,765	2,212	0	29,300	21,747
21723	Office - ICT	3,309	2,000	(1,309)	0	6,000	2,691
21725	Depreciation - ICT	51,815	59,132	7,317	0	177,400	125,585
21727	Finance - ICT	(378,867)	(378,865)	2	0	(1,136,600)	(757,733)
21730	Other - ICT	0	332	332	0	1,000	1,000
21734	Professional Fees - ICT	0	334	334	0	1,000	1,000
21735	ICT Expenses - ICT	198,034	207,701	9,667	260,196	574,600	116,370
	<b>Expense Total</b>	<b>(73,192)</b>	<b>(46,317)</b>	<b>26,875</b>	<b>260,196</b>	<b>(193,000)</b>	<b>(380,004)</b>
	ICT Total	(73,192)	(46,317)	26,875	260,196	(193,000)	(380,004)
<b>Ranger Services</b>							
<b>Expense</b>							
21120	Salaries - Ranger Services	111,326	119,322	7,996	0	346,800	235,474
21121	Other Employee Costs - Ranger Services	21,880	20,128	(1,752)	473	60,400	38,047
21123	Office - Ranger Services	6,287	7,118	831	1,575	21,100	13,238
21124	Motor Vehicles - Ranger Services	16,110	21,332	5,222	0	64,000	47,890
21125	Depreciation - Ranger Services	16,208	11,432	(4,776)	0	34,300	18,092
21127	Finance - Ranger Services	45,487	46,632	1,145	0	139,900	94,413
21130	Other - Ranger Services	50,219	21,250	(28,969)	7,254	78,000	20,527
21134	Professional Fees - Ranger Services	2,750	1,250	(1,500)	327	5,000	1,924
21135	ICT Expenses - Ranger Services	0	6,132	6,132	0	10,400	10,400
21137	Donations - Ranger Services	1,000	1,500	500	0	1,500	500
21150	Special Projects - Ranger Services	5,136	4,000	(1,136)	7,591	12,000	(727)
	<b>Expense Total</b>	<b>276,403</b>	<b>260,096</b>	<b>(16,307)</b>	<b>17,219</b>	<b>773,400</b>	<b>479,778</b>
<b>Income</b>							
51101	Fees & Charges - Ranger Services	(17,187)	(23,943)	(6,756)	0	(31,700)	(14,513)
51106	Contrib'n Reim & Donations Oper - Rangers Services	(20,821)	(5,732)	15,089	0	(17,200)	3,621
51110	Sundry Income - Ranger Services	(36)	(1,500)	(1,464)	0	(1,500)	(1,464)
51111	Fines & Penalties - Rangers Services	(76,472)	(54,164)	22,308	0	(169,200)	(92,728)
	<b>Income Total</b>	<b>(114,516)</b>	<b>(85,339)</b>	<b>29,177</b>	<b>0</b>	<b>(219,600)</b>	<b>(105,084)</b>
	Ranger Services Total	161,887	174,757	12,870	17,219	553,800	374,694
<b>Records</b>							
<b>Expense</b>							
22020	Salaries - Records	45,625	61,281	15,656	0	177,600	131,975
22021	Other Employee Costs - Records	7,716	12,300	4,584	0	36,900	29,184
22023	Office - Records	72	334	262	0	400	328
22025	Depreciation - Records	90	100	10	0	300	210
22027	Finance - Records	(104,567)	(104,568)	(1)	0	(313,700)	(209,133)
22030	Other - Records	3,634	5,668	2,034	11,286	21,000	6,080
22034	Professional Fees - Records	3,300	0	(3,300)	0	2,000	(1,300)
22035	ICT Expenses - Records	14,891	41,668	26,777	0	54,500	39,609
22050	Special Projects - Records	5,000	5,500	500	0	22,000	17,000
	<b>Expense Total</b>	<b>(24,238)</b>	<b>22,283</b>	<b>46,521</b>	<b>11,286</b>	<b>1,000</b>	<b>13,953</b>
<b>Income</b>							
52001	Fees & Charges - Records	(547)	(332)	215	0	(1,000)	(453)
	<b>Income Total</b>	<b>(547)</b>	<b>(332)</b>	<b>215</b>	<b>0</b>	<b>(1,000)</b>	<b>(453)</b>
	Records Total	(24,785)	21,951	46,736	11,286	0	13,499
	<b>Corporate Services Total</b>	<b>101,664</b>	<b>202,268</b>	<b>100,604</b>	<b>300,429</b>	<b>555,300</b>	<b>153,206</b>
<b>Finance</b>							
<b>General Finance</b>							
<b>Expense</b>							
21420	Salaries - Finance	152,811	191,312	38,501	0	553,400	400,589
21421	Other Employee Costs - Finance	40,466	28,000	(12,466)	359	84,000	43,175
21423	Office - Finance	49,375	47,468	(1,907)	62,635	142,400	30,389
21424	Motor Vehicles - Finance	3,625	4,432	807	0	13,300	9,675

		October Actual YTD	October Budget YTD	Variance	Committed Balance	Annual Budget	Budget Available
21425	Depreciation - Finance	2,861	2,768	(93)	0	8,300	5,439
21426	Utility - Finance	3,379	2,168	(1,211)	0	6,500	3,121
21427	Finance - Finance	(293,563)	(292,433)	1,130	12,578	(877,300)	(596,315)
21428	Insurance - Finance	11,905	6,400	(5,505)	0	6,400	(5,505)
21430	Other - Finance	270	668	398	2,150	2,000	(420)
21434	Professional Fees - Finance	19,096	22,918	3,822	3,179	75,000	52,725
21435	ICT Expenses - Finance	0	5,000	5,000	0	15,000	15,000
21450	Special Projects - Finance	0	0	0	0	40,000	40,000
<b>Expense Total</b>		<b>(9,775)</b>	<b>18,701</b>	<b>28,476</b>	<b>80,902</b>	<b>69,000</b>	<b>(2,127)</b>
Income							
51401	Fees & Charges - Finance	(49,122)	(19,668)	29,454	0	(59,000)	(9,878)
51410	Sundry Income - Finance	(17,812)	(36,664)	(18,852)	0	(110,000)	(92,188)
<b>Income Total</b>		<b>(66,934)</b>	<b>(56,332)</b>	<b>10,602</b>	<b>0</b>	<b>(169,000)</b>	<b>(102,066)</b>
General Finance Total		(76,709)	(37,631)	39,078	80,902	(100,000)	(104,193)
General Purpose							
Expense							
21631	Interest - General Purpose	64,167	123,033	58,866	0	369,100	304,933
<b>Expense Total</b>		<b>64,167</b>	<b>123,033</b>	<b>58,866</b>	<b>0</b>	<b>369,100</b>	<b>304,933</b>
Income							
51604	Grants Operating - General Purpose	(138,627)	(139,975)	(1,348)	0	(559,900)	(421,273)
51606	Contrib'n Reim & Donations Oper - General Purpose	(30,128)	(1,668)	28,460	0	(5,000)	25,128
51607	Interest - General Purpose	(354,881)	(253,601)	101,280	0	(760,800)	(405,919)
51610	Sundry Income - General Purpose	(20)	0	20	0	0	20
<b>Income Total</b>		<b>(523,656)</b>	<b>(395,244)</b>	<b>128,412</b>	<b>0</b>	<b>(1,325,700)</b>	<b>(802,044)</b>
General Purpose Total		(459,488)	(272,211)	187,277	0	(956,600)	(497,112)
Rates							
Expense							
21920	Salaries - Rates	21,217	21,583	366	0	62,500	41,283
21921	Other Employee Costs - Rates	1,812	2,136	324	0	6,400	4,588
21927	Finance - Rates	50,009	28,800	(21,209)	0	86,400	36,391
21930	Other - Rates	18,213	8,332	(9,881)	0	25,000	6,787
21934	Professional Fees - Rates	1,247	8,664	7,417	0	26,000	24,753
<b>Expense Total</b>		<b>92,498</b>	<b>69,515</b>	<b>(22,983)</b>	<b>0</b>	<b>206,300</b>	<b>113,802</b>
Income							
51908	Rates - Rates	(16,782,390)	(16,627,270)	155,120	0	(16,713,300)	69,090
<b>Income Total</b>		<b>(16,782,390)</b>	<b>(16,627,270)</b>	<b>155,120</b>	<b>0</b>	<b>(16,713,300)</b>	<b>69,090</b>
Rates Total		(16,689,892)	(16,557,755)	132,137	0	(16,507,000)	182,892
Shared Services							
Expense							
21523	Office - Shared Services	18,499	20,000	1,501	10,284	60,000	31,218
21534	Professional Fees - Shared Services	19,099	13,332	(5,767)	0	40,000	20,901
<b>Expense Total</b>		<b>37,598</b>	<b>33,332</b>	<b>(4,266)</b>	<b>10,284</b>	<b>100,000</b>	<b>52,119</b>
Shared Services Total		37,598	33,332	(4,266)	10,284	100,000	52,119
<b>Finance Total</b>		<b>(17,188,492)</b>	<b>(16,834,265)</b>	<b>354,227</b>	<b>91,186</b>	<b>(17,463,600)</b>	<b>(366,294)</b>
<b>Corporate Services Total</b>		<b>(17,086,827)</b>	<b>(16,631,997)</b>	<b>454,830</b>	<b>391,615</b>	<b>(16,908,300)</b>	<b>(213,088)</b>
Community & Strategy							
Community Development							
Community Development							
Expense							
28120	Salaries - Community Development	80,091	89,962	9,871	242	260,200	179,867
28121	Other Employee Costs - Community Development	17,398	11,736	(5,662)	177	35,200	17,625
28123	Office - Community Development	612	668	56	1,300	2,000	88
28124	Motor Vehicles - Community Development	32	0	(32)	0	0	(32)
28125	Depreciation - Community Development	2,548	2,768	220	0	8,300	5,752
28127	Finance - Community Development	34,533	34,532	(1)	0	103,600	69,067
28130	Other - Community Development	1,780	2,500	720	2,527	7,500	3,193
28137	Donations - Community Development	9,500	94,500	85,000	0	276,900	267,400
28151	Operational Activities - Community Development	20,360	18,429	(1,931)	29,772	113,800	63,668
28152	Community Visioning	500	17,000	16,500	0	17,000	16,500
29320	Salaries - Volunteer Services VRC	18,758	19,724	966	0	57,000	38,242
29321	Other Employee Cost - Volunteer Services VRC	1,393	1,972	579	0	5,900	4,507
29323	Office - Volunteer Services VRC	1,675	596	(1,079)	1,419	2,600	(494)
29327	Finance - Volunteer Services VRC	5,800	5,800	0	0	17,400	11,600
29328	Insurance - Volunteer Services VRC	0	700	700	0	700	700
29330	Other - Volunteer Services VRC	48	6,668	6,620	318	24,300	23,934
29335	ICT Expenses - Volunteer Services VRC	112	0	(112)	0	0	(112)



		October Actual YTD	October Budget YTD	Variance	Committed Balance	Annual Budget	Budget Available
<b>Expense Total</b>		<b>195,140</b>	<b>307,555</b>	<b>112,415</b>	<b>35,755</b>	<b>932,400</b>	<b>701,505</b>
Income							
58101	Fees & Charges - Community Development	(400)	0	400	0	(5,400)	(5,000)
58104	Grants Operating - Community Development	(4,654)	(1,000)	3,654	0	(22,000)	(17,346)
58110	Sundry Income - Community Development	(5,300)	0	5,300	0	0	5,300
59304	Grants Operating - Volunteer Services VRC	(14,724)	(13,000)	1,724	0	(26,000)	(11,276)
<b>Income Total</b>		<b>(25,078)</b>	<b>(14,000)</b>	<b>11,078</b>	<b>0</b>	<b>(53,400)</b>	<b>(28,322)</b>
Community Development Total		170,062	293,555	123,493	35,755	879,000	673,183
Community Facilities							
Expense							
28251	Operational Activities - Community Facilities	0	0	0	0	0	0
28252	Finance - Community Facilities	64	0	(64)	0	0	(64)
<b>Expense Total</b>		<b>64</b>	<b>0</b>	<b>(64)</b>	<b>0</b>	<b>0</b>	<b>(64)</b>
Income							
58201	Fees & Charges - Community Facilities	(3,333)	(3,332)	1	0	(10,000)	(6,667)
58206	Contrib'n Reim & Donation Op -Community Facilities	(2,743)	(10,000)	(7,257)	0	(30,000)	(27,257)
58209	Council Property - Community Facilities	(42,181)	(57,585)	(15,404)	0	(159,500)	(117,319)
<b>Income Total</b>		<b>(48,257)</b>	<b>(70,917)</b>	<b>(22,660)</b>	<b>0</b>	<b>(199,500)</b>	<b>(151,243)</b>
Community Facilities Total		(48,194)	(70,917)	(22,723)	0	(199,500)	(151,306)
Tresillian							
Expense							
29120	Salaries - Tresillian CC	46,201	47,098	897	0	136,400	90,199
29121	Other Employee Costs - Tresillian CC	8,457	6,236	(2,221)	0	18,700	10,243
29123	Office - Tresillian CC	2,901	3,068	167	453	8,700	5,346
29125	Depreciation - Tresillian CC	2,427	2,868	441	0	8,600	6,173
29126	Utility - Tresillian CC	3,958	3,225	(733)	0	12,800	8,842
29127	Finance - Tresillian CC	29,584	31,168	1,584	0	88,500	58,916
29130	Other - Tresillian CC	18,560	26,488	7,928	6,935	71,000	45,505
29135	ICT Expenses - Tresillian CC	1,388	3,266	1,878	6,401	7,800	11
29136	Courses - Tresillian CC	51,355	60,250	8,895	9,948	120,500	59,197
<b>Expense Total</b>		<b>164,829</b>	<b>183,667</b>	<b>18,838</b>	<b>23,737</b>	<b>473,000</b>	<b>284,434</b>
Income							
59101	Fees & Charges - Tresillian CC	(107,386)	(133,749)	(26,363)	0	(285,200)	(177,814)
59104	Grants Operating - Tresillian CC	(5,000)	0	5,000	0	0	5,000
59109	Council Property - Tresillian CC	(11,712)	(8,068)	3,644	0	(24,200)	(12,488)
59110	Sundry Income - Tresillian CC	(210)	(332)	(122)	0	(1,000)	(790)
<b>Income Total</b>		<b>(124,308)</b>	<b>(142,149)</b>	<b>(17,841)</b>	<b>0</b>	<b>(310,400)</b>	<b>(186,092)</b>
Tresillian Total		40,521	41,518	997	23,737	162,600	98,341
<b>Community Development Total</b>		<b>162,390</b>	<b>264,156</b>	<b>101,766</b>	<b>59,492</b>	<b>842,100</b>	<b>620,218</b>
Community Service Centres							
Library Services							
Expense							
28523	Office - Mt Claremont Library	5,149	7,500	2,351	2,200	22,500	15,151
28525	Depreciation - Mt Claremont Library	1,589	1,800	211	0	5,400	3,811
28526	Utility - Mt Claremont Library	1,792	2,300	508	0	6,900	5,108
28530	Other - Mt Claremont Library	6,195	8,532	2,337	9,714	25,600	9,691
28535	ICT Expenses - Mt Claremont Library	5,453	5,518	65	1,485	20,300	13,362
28720	Salaries - Library Services	189,058	229,146	40,088	0	667,100	478,042
28721	Other Employee Costs - Library Services	33,452	24,501	(8,951)	1,357	73,500	38,691
28723	Office - Nedlands Library	14,276	18,404	4,128	7,335	55,200	33,590
28724	Motor Vehicles - Nedlands Library	4,298	3,700	(598)	0	11,100	6,803
28725	Depreciation - Nedlands Library	6,621	9,168	2,547	0	27,500	20,879
28726	Utility - Nedlands Library	5,359	6,368	1,009	0	19,100	13,741
28727	Finance - Nedlands Library	111,600	111,600	0	0	334,800	223,200
28730	Other - Nedlands Library	24,001	29,800	5,799	28,620	89,400	36,779
28731	Grants Expenditure - Nedlands Library	0	664	664	0	2,000	2,000
28734	Professional Fees - Nedlands Library	250	432	182	750	1,300	300
28735	ICT Expenses - Nedlands Library	20,719	15,204	(5,515)	9,823	49,600	19,058
28750	Special Projects - Nedlands Library	0	2,332	2,332	0	7,000	7,000
<b>Expense Total</b>		<b>429,810</b>	<b>476,969</b>	<b>47,159</b>	<b>61,284</b>	<b>1,418,300</b>	<b>927,206</b>
Income							
58501	Fees & Charges - Mt Claremont Library	(77)	(168)	(91)	0	(500)	(423)
58510	Sundry Income - Mt Claremont Library	0	(32)	(32)	0	(100)	(100)
58511	Fines & Penalties - Mt Claremont Library	(396)	(232)	164	0	(700)	(304)
58701	Fees & Charges - Nedland Library	(1,804)	(1,500)	304	0	(4,500)	(2,696)
58704	Grants Operating - Nedlands Library	0	(664)	(664)	0	(2,000)	(2,000)
58710	Sundry Income - Nedlands Library	(1,862)	(1,832)	30	0	(5,500)	(3,638)

		October Actual YTD	October Budget YTD	Variance	Committed Balance	Annual Budget	Budget Available
58711	Fines & Penalties - Nedlands Library	(2,488)	(1,500)	988	0	(4,500)	(2,012)
<b>Income Total</b>		<b>(6,626)</b>	<b>(5,928)</b>	<b>698</b>	<b>0</b>	<b>(17,800)</b>	<b>(11,174)</b>
Library Services Total		423,184	471,041	47,857	61,284	1,400,500	916,033
Nedlands Community Care							
Expense							
28620	Salaries - NCC	188	0	(188)	0	0	(188)
28621	Other Employee Costs - NCC	14,607	0	(14,607)	0	0	(14,607)
28623	Office - NCC	852	0	(852)	0	0	(852)
28625	Depreciation - NCC	6,052	0	(6,052)	0	0	(6,052)
28626	Utility - NCC	4,299	0	(4,299)	0	0	(4,299)
28664	Hacc Unit Cost - NCC	262,897	373,372	110,475	23,154	1,120,100	834,049
<b>Expense Total</b>		<b>288,895</b>	<b>373,372</b>	<b>84,477</b>	<b>23,154</b>	<b>1,120,100</b>	<b>808,051</b>
Income							
58601	Fees & Charges - NCC	(25,006)	(33,336)	(8,330)	0	(100,000)	(74,994)
58604	Grants Operating - NCC	(462,716)	(288,836)	173,880	0	(866,500)	(403,784)
58610	Sundry Income - NCC	0	0	0	0	(2,000)	(2,000)
<b>Income Total</b>		<b>(487,722)</b>	<b>(322,172)</b>	<b>165,550</b>	<b>0</b>	<b>(968,500)</b>	<b>(480,778)</b>
Nedlands Community Care Total		(198,827)	51,200	250,027	23,154	151,600	327,273
Point Resolution Occasional Care							
Expense							
28820	Salaries - Point Resolution	84,155	99,861	15,706	0	289,000	204,845
28821	Other Employee Costs - Point Resolution	13,711	8,797	(4,914)	0	26,400	12,689
28823	Office - Point Resolution	2,004	1,920	(84)	2,606	6,300	1,690
28825	Depreciation - Point Resolution	535	532	(3)	0	1,600	1,065
28826	Utility - Point Resolution	2,319	1,268	(1,051)	2,522	3,800	(1,041)
28827	Finance - Point Resolution	20,133	20,132	(1)	0	60,400	40,267
28830	Other - Point Resolution	3,211	8,000	4,789	119	24,000	20,671
28835	ICT Expenses - Point Resolution	0	1,164	1,164	0	3,500	3,500
<b>Expense Total</b>		<b>126,068</b>	<b>141,674</b>	<b>15,606</b>	<b>5,247</b>	<b>415,000</b>	<b>283,685</b>
Income							
58801	Fees & Charges - Point Resolution	(87,013)	(87,707)	(694)	0	(252,000)	(164,987)
<b>Income Total</b>		<b>(87,013)</b>	<b>(87,707)</b>	<b>(694)</b>	<b>0</b>	<b>(252,000)</b>	<b>(164,987)</b>
Point Resolution Occasional Care Total		39,055	53,967	14,912	5,247	163,000	118,698
Volunteer Services							
Expense							
29220	Salaries - Volunteer Services NVS	8,009	9,825	1,816	0	28,400	20,391
29221	Other Employee Costs - Volunteer Services NVS	620	1,400	780	0	4,200	3,580
29223	Office - Volunteer Services NVS	170	1,004	834	65	3,000	2,765
29227	Finance - Volunteer Services NVS	8,400	8,400	0	0	25,200	16,800
29228	Insurance - Volunteer Services NVS	0	632	632	0	1,900	1,900
29230	Other - Volunteer Services NVS	424	768	344	116	2,300	1,760
29235	ICT Expenses - Volunteer Services NVS	0	132	132	0	400	400
<b>Expense Total</b>		<b>17,623</b>	<b>22,161</b>	<b>4,538</b>	<b>182</b>	<b>65,400</b>	<b>47,595</b>
Volunteer Services Total		17,623	22,161	4,538	182	65,400	47,595
<b>Community Service Centres Total</b>		<b>281,035</b>	<b>598,369</b>	<b>317,334</b>	<b>89,867</b>	<b>1,780,500</b>	<b>1,409,598</b>
Community Services Administration							
Community Services Administration							
Expense							
28420	Salaries - Community Services Administration	60,101	65,428	5,327	0	189,300	129,199
28421	Other Employee Costs - Community Services Admin	29,001	27,800	(1,201)	2,834	83,400	51,565
28423	Office - Community Services Administration	1,270	0	(1,270)	91	9,000	7,639
28424	Motor Vehicles - Community Services Administration	14,500	11,300	(3,200)	0	33,900	19,400
28425	Depreciation - Community Services Administration	160	168	8	0	500	340
28427	Finance - Community Services Administration	30,867	30,868	1	0	92,600	61,733
28430	Other - Community Services Administration	16	0	(16)	0	1,000	984
28434	Professional Fees - Community Services Admin	3,576	0	(3,576)	0	4,000	424
28435	ICT Expenses - Community Services Administration	1,361	0	(1,361)	2,872	6,300	2,067
28437	Donations - Community Services Administration	3,316	13,032	9,716	5,546	39,300	30,438
28450	Special Projects - Community Services Admin	459	1,334	875	63	4,000	3,479
<b>Expense Total</b>		<b>144,627</b>	<b>149,930</b>	<b>5,303</b>	<b>11,405</b>	<b>463,300</b>	<b>307,268</b>
Income							
58420	Positive Ageing Revenue	(1,082)	(1,334)	(252)	0	(4,000)	(2,918)
<b>Income Total</b>		<b>(1,082)</b>	<b>(1,334)</b>	<b>(252)</b>	<b>0</b>	<b>(4,000)</b>	<b>(2,918)</b>
Community Services Administration Total		143,545	148,596	5,051	11,405	459,300	304,350
<b>Community Services Administration Total</b>		<b>143,545</b>	<b>148,596</b>	<b>5,051</b>	<b>11,405</b>	<b>459,300</b>	<b>304,350</b>
Support and Media							
Support and Media							

		October Actual YTD	October Budget YTD	Variance	Committed Balance	Annual Budget	Budget Available
<b>Expense</b>							
28320	Salaries - Marketing & Communications	25,843	13,775	(12,068)	0	39,800	13,957
28323	Office - Marketing & Communications	34,190	19,332	(14,858)	15,748	58,000	8,062
28325	Depreciation - Marketing & Communications	160	168	8	0	500	340
28327	Finance - Marketing & Communications	12,767	12,768	1	0	38,300	25,533
28330	Other - Marketing & Communications	2,485	4,000	1,515	2,566	12,000	6,949
28334	Professional Fees - Marketing & Communications	0	5,000	5,000	0	10,000	10,000
28350	Special Projects - Marketing & Communications	2,415	7,500	5,085	4,642	30,000	22,943
<b>Expense Total</b>		<b>77,859</b>	<b>62,543</b>	<b>(15,316)</b>	<b>22,956</b>	<b>188,600</b>	<b>87,784</b>
Support and Media Total		77,859	62,543	(15,316)	22,956	188,600	87,784
<b>Support and Media Total</b>		<b>77,859</b>	<b>62,543</b>	<b>(15,316)</b>	<b>22,956</b>	<b>188,600</b>	<b>87,784</b>
Community & Strategy Total		664,830	1,073,664	408,834	183,720	3,270,500	2,421,950

#### Development Services

##### Property Services

##### Council Buildings

##### Expense

24120	Salaries - Council Buildings	49,337	59,043	9,706	0	170,900	121,563
24121	Other Employee Costs - Council Buildings	9,317	8,572	(745)	16	25,700	16,367
24123	Office - Council Buildings	427	1,750	1,323	0	3,500	3,073
24124	Motor Vehicles - Council Buildings	11,937	11,068	(869)	0	33,200	21,263
24125	Depreciation - Council Buildings	152,744	120,033	(32,711)	0	360,100	207,356
24126	Utility - Council Buildings	7	0	(7)	0	0	(7)
24127	Finance - Council Buildings	40,400	40,400	0	0	121,200	80,800
24128	Insurance - Council Buildings	2,058	6,000	3,942	0	6,000	3,942
24130	Other - Council Buildings	156	3,000	2,844	0	6,000	5,844
24133	Building - Council Buildings	431,609	382,729	(48,880)	65,091	981,801	485,101
<b>Expense Total</b>		<b>697,992</b>	<b>632,595</b>	<b>(65,397)</b>	<b>65,108</b>	<b>1,708,401</b>	<b>945,302</b>

##### Income

54109	Council Property - Council Buildings	(33,491)	(40,833)	(7,342)	0	(110,000)	(76,509)
<b>Income Total</b>		<b>(33,491)</b>	<b>(40,833)</b>	<b>(7,342)</b>	<b>0</b>	<b>(110,000)</b>	<b>(76,509)</b>
Council Buildings Total		664,501	591,762	(72,739)	65,108	1,598,401	868,793

##### Property Services

##### Expense

24420	Salaries - Property Services	109,765	125,188	15,423	0	362,000	252,235
24421	Other Employee Costs - Property Services	32,048	22,128	(9,920)	1,600	66,400	32,752
24423	Office - Property Services	7,540	7,400	(140)	641	14,800	6,619
24424	Motor Vehicles - Property Services	8,282	7,568	(714)	0	22,700	14,418
24425	Depreciation - Property Services	90	100	10	0	300	210
24427	Finance - Property Services	60,108	61,968	1,860	0	183,400	123,292
24430	Other - Property Services	553	1,750	1,197	294	3,500	2,653
24434	Professional Fees - Property Services	45,558	75,000	29,442	6,878	150,000	97,564
<b>Expense Total</b>		<b>263,944</b>	<b>301,102</b>	<b>37,158</b>	<b>9,412</b>	<b>803,100</b>	<b>529,744</b>

##### Income

54401	Fees & Charges - Property Services	(210,240)	(185,833)	24,407	0	(530,000)	(319,760)
54410	Sundry Income - Property Services	(3,251)	(6,000)	(2,749)	0	(12,000)	(8,749)
54411	Fines & Penalties - Property Services	0	(5,000)	(5,000)	0	(10,000)	(10,000)
<b>Income Total</b>		<b>(213,491)</b>	<b>(196,833)</b>	<b>16,658</b>	<b>0</b>	<b>(552,000)</b>	<b>(338,509)</b>

##### Property Services Total

<b>Property Services Total</b>		<b>714,954</b>	<b>696,031</b>	<b>(18,923)</b>	<b>74,520</b>	<b>1,849,501</b>	<b>1,060,027</b>
--------------------------------	--	----------------	----------------	-----------------	---------------	------------------	------------------

##### Sustainable Nedlands

##### Environmental Health

##### Expense

24638	Operational Activities - Sust & Environ	4,812	8,000	3,188	2,208	8,000	980
24720	Salaries - Environmental Health	69,588	73,107	3,519	0	211,300	141,712
24721	Other Employee Costs - Environmental Health	9,570	9,632	62	1,505	28,900	17,825
24722	Staff Recruitment - Environmental Health	0	250	250	0	500	500
24723	Office - Environmental Health	1,071	1,550	479	0	3,100	2,029
24725	Depreciation - Environmental Health	1,633	700	(933)	0	2,100	467
24727	Finance - Environmental Health	25,067	25,068	1	0	75,200	50,133
24730	Other - Environmental Health	1,292	19,800	18,508	2,974	39,600	35,334
24734	Professional Fees - Environmental Health	1,026	0	(1,026)	0	0	(1,026)
24751	Operational Activities - Environmental Health	6,588	29,664	23,076	610	89,000	81,802
<b>Expense Total</b>		<b>120,647</b>	<b>167,771</b>	<b>47,124</b>	<b>7,297</b>	<b>457,700</b>	<b>329,756</b>

##### Income

54701	Fees & Charges - Environmental Health	(41,277)	0	41,277	0	(65,000)	(23,723)
54710	Sundry Income - Environmental Health	(336)	0	336	0	(5,000)	(4,664)

		October Actual YTD	October Budget YTD	Variance	Committed Balance	Annual Budget	Budget Available
54711	Fines & Penalties - Environmental Health	0	(1,668)	(1,668)	0	(5,000)	(5,000)
<b>Income Total</b>		<b>(41,613)</b>	<b>(1,668)</b>	<b>39,945</b>	<b>0</b>	<b>(75,000)</b>	<b>(33,388)</b>
Environmental Health Total		79,034	166,103	87,069	7,297	382,700	296,368
Natural Areas							
Expense							
24221	Other Employee Costs - Natural Areas	160	2,332	2,172	0	7,000	6,840
24223	Office - Natural Areas	23	532	509	0	1,600	1,577
24227	Finance - Natural Areas	12,933	12,932	(1)	0	38,800	25,867
24230	Other - Natural Areas	0	668	668	0	2,000	2,000
24237	Donations - Natural Areas	350	0	(350)	0	0	(350)
24251	Operational Activities - Natural Areas	126,548	159,040	32,492	69,231	477,100	281,321
<b>Expense Total</b>		<b>140,015</b>	<b>175,504</b>	<b>35,489</b>	<b>69,231</b>	<b>526,500</b>	<b>317,254</b>
Income							
54204	Grants Operating - Natural Areas	(63,223)	(1,032)	62,191	0	(3,100)	60,123
54210	Sundry Income - Natural Areas	0	(1,568)	(1,568)	0	(4,700)	(4,700)
<b>Income Total</b>		<b>(63,223)</b>	<b>(2,600)</b>	<b>60,623</b>	<b>0</b>	<b>(7,800)</b>	<b>55,423</b>
Natural Areas Total		76,792	172,904	96,112	69,231	518,700	372,677
Sanitation							
Expense							
24520	Salaries - Sanitation	65,653	90,933	25,280	0	263,500	197,847
24521	Other Employee Costs - Sanitation	7,381	9,400	2,019	0	28,200	20,819
24523	Office - Sanitation	1,181	0	(1,181)	0	0	(1,181)
24525	Depreciation - Sanitation	30,213	30,200	(13)	0	90,600	60,387
24527	Finance - Sanitation	65,543	65,500	(43)	0	196,500	130,957
24530	Other - Sanitation	44	0	(44)	0	0	(44)
24538	Purchase of Product - Sanitation	1,694	0	(1,694)	753	0	(2,446)
24552	Residential Kerbside - Sanitation	611,354	768,566	157,212	737,881	2,305,700	956,466
24553	Residential Bulk - Sanitation	7,157	152,333	145,176	361,159	457,000	88,684
24554	Commercial - Sanitation	30,047	42,000	11,953	29,692	126,000	66,261
24555	Public Waste - Sanitation	26,398	42,332	15,934	79,499	127,000	21,103
24556	Waste Strategy - Sanitation	9,800	13,332	3,532	11,602	40,000	18,598
<b>Expense Total</b>		<b>856,465</b>	<b>1,214,596</b>	<b>358,131</b>	<b>1,220,584</b>	<b>3,634,500</b>	<b>1,557,451</b>
Income							
54501	Fees & Charges - Sanitation	(3,484,807)	(3,428,873)	55,934	0	(3,468,200)	16,607
54510	Sundry Income - Sanitation	23	0	(23)	0	0	(23)
<b>Income Total</b>		<b>(3,484,784)</b>	<b>(3,428,873)</b>	<b>55,911</b>	<b>0</b>	<b>(3,468,200)</b>	<b>16,584</b>
Sanitation Total		(2,628,319)	(2,214,277)	414,042	1,220,584	166,300	1,574,035
Sustainability and Environment							
Expense							
24620	Salaries - Sustainability & Environmental	10,736	31,090	20,354	0	89,900	79,164
24621	Other Employee Costs - Sustainability & Env	30,287	10,236	(20,051)	16	30,700	396
24623	Office - Sustainability & Environmental	216	0	(216)	158	7,100	6,726
24624	Motor Vehicles - Sustainability & Environmental	6,402	7,268	866	0	21,800	15,398
24625	Depreciation - Sustainability & Environmental	1,602	2,500	898	0	7,500	5,898
24627	Finance - Sustainability & Environmental	19,867	19,868	1	0	59,600	39,733
24630	Other - Sustainability & Environmental	618	0	(618)	412	9,000	7,970
24639	Travelsmart - Sustainability & Environmental	18,933	26,068	7,135	0	78,200	59,267
<b>Expense Total</b>		<b>88,661</b>	<b>97,030</b>	<b>8,369</b>	<b>586</b>	<b>303,800</b>	<b>214,553</b>
Income							
54601	Fees & Charges - Sustainability & Environmental	(54)	(332)	(278)	0	(1,000)	(946)
54610	Sundry Income -Sustainability & Environmental	(1,818)	0	1,818	0	(100)	1,718
<b>Income Total</b>		<b>(1,872)</b>	<b>(332)</b>	<b>1,540</b>	<b>0</b>	<b>(1,100)</b>	<b>772</b>
Sustainability and Environment Total		86,789	96,698	9,909	586	302,700	215,325
<b>Sustainable Nedlands Total</b>		<b>(2,385,704)</b>	<b>(1,778,572)</b>	<b>607,132</b>	<b>1,297,698</b>	<b>1,370,400</b>	<b>2,458,405</b>
Planning Services							
Town Planning							
Expense							
24820	Salaries - Town Planning	192,037	196,439	4,402	0	568,100	376,063
24821	Other Employee Costs - Town Planning	49,712	35,296	(14,416)	7,496	105,900	48,691
24823	Office - Town Planning	3,955	8,668	4,713	5,647	23,500	13,899
24824	Motor Vehicles - Town Planning	15,723	17,400	1,677	0	52,200	36,477
24825	Depreciation - Town Planning	1,294	1,932	638	0	5,800	4,506
24827	Finance - Town Planning	94,324	94,633	309	0	283,900	189,576
24830	Other - Town Planning	250	2,332	2,082	0	7,000	6,750
24834	Professional Fees - Town Planning	34,381	50,000	15,619	19,928	150,000	95,691
24857	Strategic Projects - Town Planning	0	66,644	66,644	1,255	200,000	198,745
24861	Town Planning Scheme - Town Planning	2,604	66,668	64,064	0	200,000	197,396

		October Actual YTD	October Budget YTD	Variance	Committed Balance	Annual Budget	Budget Available
<b>Expense Total</b>		<b>394,280</b>	<b>540,012</b>	<b>145,732</b>	<b>34,327</b>	<b>1,596,400</b>	<b>1,167,794</b>
Income							
54801	Fees & Charges - Town Planning	(164,716)	(190,333)	(25,617)	0	(571,000)	(406,284)
54810	Sundry Income - Town Planning	(223)	(2,500)	(2,277)	0	(5,000)	(4,777)
<b>Income Total</b>		<b>(164,940)</b>	<b>(192,833)</b>	<b>(27,893)</b>	<b>0</b>	<b>(576,000)</b>	<b>(411,060)</b>
Town Planning Total		229,340	347,179	117,839	34,327	1,020,400	756,733
<b>Planning Services Total</b>		<b>229,340</b>	<b>347,179</b>	<b>117,839</b>	<b>34,327</b>	<b>1,020,400</b>	<b>756,733</b>
Development Services Total		(1,441,410)	(735,362)	706,048	1,406,545	4,240,301	4,275,166
Technical Services							
Engineering Services							
Infrastructure Services							
Expense							
26220	Salaries - Infrastructure Services	303,448	411,154	107,706	15,945	1,202,500	883,107
26221	Other Employee Costs - Infrastructure Services	128,432	126,668	(1,764)	1,657	380,000	249,911
26223	Office - Infrastructure Services	18,834	21,900	3,066	9,410	63,700	35,455
26224	Motor Vehicles - Infrastructure Services	32,093	30,868	(1,225)	0	92,600	60,507
26225	Depreciation - Infrastructure Services	6,023	7,332	1,309	0	22,000	15,977
26227	Finance - Infrastructure Services	(240,889)	(515,101)	(274,212)	0	(1,545,300)	(1,304,411)
26228	Insurance - Infrastructure Services	82,103	48,600	(33,503)	0	90,600	8,497
26230	Other - Infrastructure Services	13,016	34,668	21,652	5,224	111,500	93,261
26234	Professional Fees - Infrastructure Services	46,516	56,668	10,152	57,688	170,000	65,796
26235	ICT Expenses - Infrastructure Services	6,088	5,336	(752)	4,805	16,000	5,108
<b>Expense Total</b>		<b>395,663</b>	<b>228,093</b>	<b>(167,570)</b>	<b>94,729</b>	<b>603,600</b>	<b>113,209</b>
Infrastructure Services Total		395,663	228,093	(167,570)	94,729	603,600	113,209
Plant Operating							
Expense							
26525	Depreciation - Plant Operating	168,782	195,765	26,983	0	587,300	418,518
26527	Finance - Plant Operating	(292,431)	(381,701)	(89,270)	0	(1,145,100)	(852,669)
26532	Plant - Plant Operating	275,938	298,264	22,326	6,448	639,600	357,214
26533	Minor Parts & Workshop Tools - Plant Operating	3,092	2,672	(420)	1,360	8,000	3,549
26549	Loss On Sale of Fixed Assets - Plant Operating	26,281	10,000	(16,281)	0	30,000	3,719
<b>Expense Total</b>		<b>181,661</b>	<b>125,000</b>	<b>(56,661)</b>	<b>7,808</b>	<b>119,800</b>	<b>(69,669)</b>
Income							
56501	Fees & Charges - Plant Operating	(5,525)	(4,000)	1,525	0	(12,000)	(6,475)
56515	Profit On Sale of Fixed Assets - Plant Operating	(4,688)	(17,250)	(12,562)	0	(69,000)	(64,312)
<b>Income Total</b>		<b>(10,212)</b>	<b>(21,250)</b>	<b>(11,038)</b>	<b>0</b>	<b>(81,000)</b>	<b>(70,788)</b>
Plant Operating Total		171,449	103,750	(67,699)	7,808	38,800	(140,456)
Streets Roads and Depots							
Expense							
26625	Depreciation - Streets Roads & Depots	1,348,692	1,341,600	(7,092)	0	4,024,800	2,676,108
26626	Utility - Streets Roads & Depots	115,326	0	(115,326)	330,293	395,000	(50,619)
26630	Other	11,174	8,000	(3,174)	0	50,400	39,226
26640	Reinstatement - Streets Roads & Depot	0	4,000	4,000	0	12,000	12,000
26667	Road Maintenance	160,799	148,333	(12,466)	995	445,000	283,206
26668	Drainage Maintenance	114,551	36,668	(77,883)	2,198	110,000	(6,749)
26669	Footpath Maintenance	65,930	73,000	7,070	2,167	219,000	150,903
26670	Parking Signs	22,950	44,000	21,050	0	132,000	109,050
26671	Right of Way Maintenance - Pavement	27,157	27,032	(125)	375	81,100	53,568
26672	Bus Shelter Maintenance	4,273	12,800	8,527	151	38,400	33,975
26673	Graffiti Control	17,454	16,800	(654)	0	50,400	32,946
26674	Depot	24,956	41,664	16,708	1,823	125,000	98,221
<b>Expense Total</b>		<b>1,913,262</b>	<b>1,753,897</b>	<b>(159,365)</b>	<b>338,002</b>	<b>5,683,100</b>	<b>3,431,837</b>
Income							
56601	Fees & Charges - Streets Roads & Depots	(23,253)	(17,100)	6,153	0	(51,300)	(28,047)
56604	Grants Operating - Streets Roads & Depots	0	0	0	0	0	0
56606	Contrib'n Reim & Don Op - Streets Roads & Depots	(4,104)	(14,400)	(10,296)	0	(43,200)	(39,096)
56610	Sundry Income - Streets Roads & Depots	(1,055)	(3,668)	(2,613)	0	(11,000)	(9,945)
<b>Income Total</b>		<b>(28,412)</b>	<b>(35,168)</b>	<b>(6,756)</b>	<b>0</b>	<b>(105,500)</b>	<b>(77,088)</b>
Streets Roads and Depots Total		1,884,850	1,718,729	(166,121)	338,002	5,577,600	3,354,749
<b>Engineering Services Total</b>		<b>2,451,961</b>	<b>2,050,572</b>	<b>(401,389)</b>	<b>440,538</b>	<b>6,220,000</b>	<b>3,327,501</b>
Parks Services							
Parks and Ovals							
Expense							
26360	Depreciation - Parks & Reserves	159,235	163,633	4,398	0	490,900	331,665
26365	Maintenance - Parks & Ovals	1,059,149	1,261,356	202,207	181,105	3,784,100	2,543,846
<b>Expense Total</b>		<b>1,218,385</b>	<b>1,424,989</b>	<b>206,604</b>	<b>181,105</b>	<b>4,275,000</b>	<b>2,875,511</b>

		October Actual YTD	October Budget YTD	Variance	Committed Balance	Annual Budget	Budget Available
<b>Income</b>							
56301	Fees & Charges - Parks & Ovals	0	(4,900)	(4,900)	0	(14,700)	(14,700)
56306	Contrib'n Reim & Donations Op - Parks & Ovals	(12,529)	(4,796)	7,733	0	(14,400)	(1,871)
56309	Council Property - Parks & Ovals	(9,851)	(22,004)	(12,153)	0	(66,000)	(56,149)
<b>Income Total</b>		<b>(22,380)</b>	<b>(31,700)</b>	<b>(9,320)</b>	<b>0</b>	<b>(95,100)</b>	<b>(72,720)</b>
Parks and Ovals Total		1,196,005	1,393,289	197,284	181,105	4,179,900	2,802,790
<b>Parks Services Total</b>		<b>1,196,005</b>	<b>1,393,289</b>	<b>197,284</b>	<b>181,105</b>	<b>4,179,900</b>	<b>2,802,790</b>
Technical Services Total		3,647,966	3,443,861	(204,105)	621,643	10,399,900	6,130,291
<b>City of Nedlands Total</b>		<b>(13,688,056)</b>	<b>(12,336,871)</b>	<b>1,351,185</b>	<b>2,634,116</b>	<b>2,399,801</b>	<b>13,453,741</b>

**CITY OF NEDLANDS  
CAPITAL WORKS & ACQUISITIONS  
AS AT 31 OCTOBER 2011**

		October Actual YTD	Committed Balance	June Budget YTD	Budget Available
<b>2</b>	<b>Footpath Rehabilitation</b>				
	2001 Railway Road	0.00	56,200.01	0.00	(56,200.01)
	2003 Alfred Road	0.00	538.72	0.00	(538.72)
	2025 Verdun Street	3,183.17	2,727.30	0.00	(5,910.47)
	2028 Dalkeith Road	55,116.28	2,058.20	0.00	(57,174.48)
	2030 Beatrice Road	0.00	0.00	40,000.00	40,000.00
	2040 Webster Street	0.00	0.00	0.00	0.00
	2166 Hooley Street	0.00	0.00	40,000.00	40,000.00
	2179 Lemnos Street	0.00	0.00	11,600.00	11,600.00
	2199 Camelia Ave	0.00	0.00	16,000.00	16,000.00
	<b>Footpath Rehabilitation Total</b>	<b>58,299.45</b>	<b>61,524.23</b>	<b>107,600.00</b>	<b>(12,223.68)</b>
<b>3</b>	<b>Road Rehabilitation</b>				
	2001 Railway Road	0.00	0.00	50,100.00	50,100.00
	2003 Alfred Road	0.00	0.00	232,900.00	232,900.00
	2007 Smyth Road	0.00	0.00	25,700.00	25,700.00
	2013 North Street	0.00	0.00	131,000.00	131,000.00
	2017 Loch Street	0.00	0.00	48,500.00	48,500.00
	2018 Underwood Avenue	0.00	0.00	530,300.00	530,300.00
	2023 Bruce Street	780.00	0.00	128,300.00	127,520.00
	2028 Dalkeith Road	14,162.75	0.00	0.00	(14,162.75)
	2033 Gordon Street	845.00	0.00	33,600.00	32,755.00
	2058 Archdeacon Street	1,376.62	3,394.00	514,800.00	510,029.38
	2150 Circe Circle North	38,744.41	36,142.53	110,000.00	35,113.06
	2189 Adams Road	1,261.00	1,757.27	220,000.00	216,981.73
	2191 Bishop Road	2,741.67	0.00	0.00	(2,741.67)
	2300 Acacia Lane	493.55	0.00	211,200.00	210,706.45
	<b>Road Rehabilitation Total</b>	<b>60,405.00</b>	<b>41,293.80</b>	<b>2,236,400.00</b>	<b>2,134,701.20</b>
<b>4</b>	<b>Drainage Rehabilitation</b>				
	2113 Loftus St	0.00	0.00	100,000.00	100,000.00
	9000 City Wide	76,623.30	0.00	150,000.00	73,376.70
	<b>Drainage Rehabilitation Total</b>	<b>76,623.30</b>	<b>0.00</b>	<b>250,000.00</b>	<b>173,376.70</b>
<b>5</b>	<b>Street Furniture</b>				
	9000 City Wide	1,963.00	0.00	0.00	(1,963.00)
	<b>Street Furniture Total</b>	<b>1,963.00</b>	<b>0.00</b>	<b>0.00</b>	<b>(1,963.00)</b>
<b>6</b>	<b>Grant Funded Projects</b>				
	2003 Alfred Road	538.72	0.00	0.00	(538.72)
	2010 Broadway	2,360.00	0.00	378,000.00	375,640.00
	2019 Princess Road	0.00	0.00	33,000.00	33,000.00
	2020 Monash Avenue	1,363.64	0.00	12,000.00	10,636.36
	2023 Bruce Street	1,363.64	0.00	21,000.00	19,636.36
	2037 Elizabeth Street	1,363.64	2,500.00	195,000.00	191,136.36
	2054 Broome Street	0.00	1,363.64	30,000.00	28,636.36
	2056 Tyrell Street	0.00	0.00	33,000.00	33,000.00
	2057 Florence Street	0.00	0.00	30,000.00	30,000.00
	2179 Lemnos Street	4,505.77	0.00	0.00	(4,505.77)
	<b>Grant Funded Projects Total</b>	<b>11,495.41</b>	<b>3,863.64</b>	<b>732,000.00</b>	<b>716,640.95</b>
<b>10</b>	<b>Road Improvement</b>				
	2011 Victoria Avenue	0.00	0.00	17,500.00	17,500.00
	2015 Birdwood Parade	0.00	0.00	16,000.00	16,000.00
	2049 Asquith Street	10,064.44	0.00	0.00	(10,064.44)
	2119 Kitchener Street	0.00	0.00	50,000.00	50,000.00
	2121 Lisle Street	0.00	0.00	25,000.00	25,000.00
	2175 Swanbourne	0.00	0.00	0.00	0.00
	9000 City Wide	1,700.00	0.00	50,000.00	48,300.00
	<b>Road Improvement Total</b>	<b>11,764.44</b>	<b>0.00</b>	<b>158,500.00</b>	<b>146,735.56</b>

		October Actual YTD	Committed Balance	June Budget YTD	Budget Available	
11	<b>Building Construction</b>					
	4000	John Leckie Pavilion	23,207.09	2,325,629.49	2,800,000.00	451,163.42
	4001	Allen Park Lower Pavilion	0.00	4,500.00	0.00	(4,500.00)
	4003	Council Depot	4,636.78	363.64	32,000.00	26,999.58
	4004	Drabble House	1,954.55	10,033.94	50,000.00	38,011.51
	4009	PROCC	0.00	0.00	18,000.00	18,000.00
	4010	NCC	0.00	0.00	0.00	0.00
	4012	Mt Claremont Community Centre	25,466.00	0.00	0.00	(25,466.00)
	4016	67 Stirling Highway (Maisonettes)	113,852.05	0.00	0.00	(113,852.05)
	4018	Tresillian	0.00	12,915.00	32,000.00	19,085.00
	4019	Cruickshank Reserve Pavilion	0.00	0.00	100,000.00	100,000.00
	4020	71 Stirling Highway ( Administration)	3,767.13	0.00	30,000.00	26,232.87
	4021	110 Smyth Road ( Cottage)	0.00	0.00	37,000.00	37,000.00
	4022	Public Facilities ( Public Toilets)	20,395.42	14,567.00	40,000.00	5,037.58
	4108	Mt Claremont Oval	1,061.64	0.00	3,500.00	2,438.36
	4164	College Park Family Centre	0.00	0.00	18,000.00	18,000.00
	9000	City Wide	0.00	0.00	100,000.00	100,000.00
	<b>Building Construction Total</b>		<b>194,340.66</b>	<b>2,368,009.07</b>	<b>3,260,500.00</b>	<b>698,150.27</b>
12	<b>Off Street Parking</b>					
	2182	The Esplanade	0.00	0.00	80,000.00	80,000.00
	<b>Off Street Parking Total</b>		<b>0.00</b>	<b>0.00</b>	<b>80,000.00</b>	<b>80,000.00</b>
14	<b>Parks &amp; Reserves Construction</b>					
	2132	Beecham Road	530.00	225.45	722,000.00	721,244.55
	4052	Allen Park	0.00	2,717.95	30,100.00	27,382.05
	4055	Asquith Park	0.00	2,210.00	22,300.00	20,090.00
	4057	Beaton Park	0.00	0.00	7,800.00	7,800.00
	4059	Beatrice Road Reserve	0.00	0.00	32,700.00	32,700.00
	4067	Campsie Park	0.00	1,690.00	45,400.00	43,710.00
	4071	Charles Ct Reserve	0.00	0.00	22,300.00	22,300.00
	4078	Daran Park	0.00	0.00	7,800.00	7,800.00
	4080	Directors Gardens	0.00	0.00	18,000.00	18,000.00
	4089	Hamilton Park	0.00	0.00	37,100.00	37,100.00
	4094	Jones Park	0.00	53,847.01	74,300.00	20,452.99
	4096	Lawler Park	0.00	0.00	26,800.00	26,800.00
	4100	Masons Gardens	0.00	24,960.00	35,000.00	10,040.00
	4101	Melvista Park	0.00	0.00	233,400.00	233,400.00
	4105	Mossvale Gardens	0.00	1,560.00	72,200.00	70,640.00
	4108	Mt Claremont Oval	117,875.68	7,600.41	63,700.00	(61,776.09)
	4111	Nedlands Library Surrounds	239.09	0.00	0.00	(239.09)
	4115	New Court Gardens	8,355.35	0.00	26,100.00	17,744.65
	4118	Peace Memorial Rose Garden	22,263.28	13,500.00	0.00	(35,763.28)
	4121	Point Resolution Child Centre Surrounds	646.18	0.00	0.00	(646.18)
	4131	Street Gardens and Verges	7,891.14	720.00	60,800.00	52,188.86
	4139	Tresillian Community Centre Surrounds	0.00	3,610.00	20,100.00	16,490.00
	4142	Zamia Park	0.00	0.00	25,300.00	25,300.00
	4169	River Wall Maintenance	13,948.00	6,380.00	500,000.00	479,672.00
	<b>Parks &amp; Reserves Construction Total</b>		<b>171,748.72</b>	<b>119,020.82</b>	<b>2,083,200.00</b>	<b>1,792,430.46</b>
15	<b>Plant &amp; Equipment</b>					
	7500	Technical Svs - Engineering	2,922.65	1,309.09	43,000.00	38,768.26
	7501	Development Svs - Town Planning	31,986.00	4,440.00	32,500.00	(3,926.00)
	7502	Development Svs - Property Svs	32,449.90	0.00	89,500.00	57,050.10
	7503	Corporate Svs - Corporate Svs	32,712.03	0.00	32,500.00	(212.03)
	7504	Community Svs - NCC (HACC Funded)	0.00	0.00	162,500.00	162,500.00
	7505	Corporate Svs - Ranger Svs	29,091.96	0.00	35,000.00	5,908.04
	7507	Development Svs - Sustainable Nedlands	6,920.00	0.00	0.00	(6,920.00)
	7509	Technical Svs - Parks Svs	10,122.40	128,379.09	194,300.00	55,798.51
	7510	Governance - Human Resources	29,136.60	0.00	31,000.00	1,863.40
	7511	Community Svs - Service Centres	65,275.06	0.00	65,000.00	(275.06)
	7512	Community Svs - Community Development	27,462.96	0.00	31,000.00	3,537.04
	<b>Plant &amp; Equipment Total</b>		<b>268,079.56</b>	<b>134,128.18</b>	<b>716,300.00</b>	<b>314,092.26</b>
16	<b>ICT Capital Projects</b>					




		October Actual YTD	Committed Balance	June Budget YTD	Budget Available
	6031 IT Project 1	6,000.00	0.00	70,000.00	64,000.00
	6032 IT Project 2	6,383.00	0.00	90,000.00	83,617.00
	6033 IT Project 3	0.00	0.00	10,000.00	10,000.00
	<b>ICT Capital Projects Total</b>	<b>12,383.00</b>	<b>0.00</b>	<b>170,000.00</b>	<b>157,617.00</b>
17	Greenway Development				
	2205 Montgomery Ave	0.00	0.00	0.00	0.00
	4052 Allen Park	0.00	0.00	80,000.00	80,000.00
	4154 Hollywood Reserve	88,907.00	0.00	95,000.00	6,093.00
	<b>Greenway Development Total</b>	<b>88,907.00</b>	<b>0.00</b>	<b>175,000.00</b>	<b>86,093.00</b>
18	Furniture & Fixture				
	4008 Nedlands Library	0.00	0.00	9,000.00	9,000.00
	4018 Tresillian	0.00	0.00	6,300.00	6,300.00
	7502 Property Services	0.00	49.09	0.00	(49.09)
	7504 Community Svs - NCC (HACC Funded)	0.00	0.00	4,000.00	4,000.00
	7505 Rangers	0.00	38,195.00	136,000.00	97,805.00
	7508 Corporate Svs - Finance	1,345.71	0.00	0.00	(1,345.71)
	<b>Furniture &amp; Fixture Total</b>	<b>1,345.71</b>	<b>38,244.09</b>	<b>155,300.00</b>	<b>115,710.20</b>
<b>City of Nedlands Total</b>		<b>957,355.25</b>	<b>2,766,083.83</b>	<b>10,124,800.00</b>	<b>6,401,360.92</b>

**CITY OF NEDLANDS**  
**STATEMENT OF FINANCIAL ACTIVITY**  
**BY DIRECTORATES**  
**FOR THE PERIOD ENDED 31 October 2011**

Note	Adopted Budget \$	Revised Budget \$	OCTOBER YTD Budget \$	OCTOBER YTD Actual \$	OCTOBER YTD Variance \$	Variance %
<b>Operating Income</b>						
Governance	5,000	0	1,250	10,902	(9,652)	-772%
Corporate Services	18,428,600	0	17,164,517	17,488,042	(323,525)	-2%
Community Services	1,805,600	0	644,207	780,087	(135,880)	-21%
Development Services	4,790,100	0	3,863,972	4,003,413	(139,441)	100%
Technical Services	281,600	0	88,118	61,004	27,114	31%
	<b>25,310,900</b>	<b>0</b>	<b>21,762,064</b>	<b>22,343,449</b>	<b>(581,385)</b>	
<b>Operating Expense</b>						
Governance	(1,402,400)	0	(514,213)	(538,289)	24,076	-5%
Corporate Services	(1,520,300)	0	(532,520)	(401,215)	(131,305)	25%
Community Services	(5,076,100)	0	(1,717,871)	(1,444,916)	(272,955)	16%
Development Services	(9,030,400)	0	(3,128,610)	(2,562,003)	(566,607)	18%
Technical Services	(10,681,500)	0	(3,663,647)	(3,708,970)	45,323	-1%
	<b>(27,710,700)</b>	<b>0</b>	<b>(9,556,861)</b>	<b>(8,655,393)</b>	<b>(901,468)</b>	
<b>OCTOBER Budget Balance</b>						
<b>Capital Income</b>						
Grants Capital	2,393,200	0	0	0	2,393,200	
Proceeds from Disposal of Assets	286,000	0	0	181,600	104,400	
New Borrowings	2,200,000	0	0	0	2,200,000	
Transfer from Reserve	1,600,000	0	0	0	1,600,000	
	<b>6,479,200</b>	<b>0</b>	<b>0</b>	<b>181,600</b>	<b>6,297,600</b>	
<b>Capital Expenditure</b>						
Land & Buildings	(3,260,500)	0	0	(194,341)	(3,066,159)	
Infrastructure	(5,822,700)	0	0	(481,206)	(5,341,494)	
Plant & Equipment	(720,300)	0	0	(268,080)	(452,220)	
Furniture & Equipment	(321,300)	0	0	(13,729)	(307,571)	
Repayment of Debentures	(917,000)	0	0	(380,588)	(536,412)	
Transfer to Reserves	(800,000)	0	0	(96,502)	(703,498)	
	<b>(11,841,800)</b>	<b>0</b>	<b>0</b>	<b>(1,434,446)</b>	<b>(10,407,354)</b>	
<b>Total Operating and Non-Operating</b>	<b>(7,762,400)</b>	<b>0</b>	<b>12,205,203</b>	<b>12,435,210</b>	<b>(5,592,607)</b>	
<b>Adjustment - Non Cash Items</b>						
Depreciation	5,917,000		1,972,333	1,984,815	3,932,185	
Provisions / Other Accruals	0		0	0	0	
(Profit) on Sale of Assets	(69,000)		0	(4,688)	(64,312)	
Loss on Sale of Assets	30,000		0	26,281	3,719	
ADD - Surplus/(Deficit) 1 July b/f	1,920,900		0	3,256,202	(1,335,302)	
LESS - Surplus/(Deficit) 30 June c/f	36,500		0	17,697,820	(17,661,320)	
	<b>7,762,400</b>	<b>0</b>	<b>1,972,333</b>	<b>(12,435,210)</b>	<b>(2,542,197)</b>	

**CITY OF NEDLANDS**  
**NET CURRENT ASSETS**  
AS AT 31 OCTOBER 2011

	2011/12 YTD 31 OCTOBER 11	2011/12 YTD 30 SEPTEMBER 11
<b>Current Assets</b>		
Cash at Bank	2,418,915	2,061,268
Cash Investments	19,929,372	19,873,370
Other Financial Assets	0	0
Debtors - Rates Receivable	5,597,050	7,198,813
Debtors - Other	338,641	342,141
Prepayments	0	0
Stock	13,781	5,943
	<b>28,297,759</b>	<b>29,481,535</b>
<b>Current Liabilities</b>		
Creditors	2,072,226	1,425,834
Payroll Deductions	0	0
Staff Provisions	1,272,107	1,253,382
Accruals and Provisions - General	0	0
Income in Advance	0	0
Borrowings	536,422	692,477
Other	1,591,822	1,451,366
	<b>5,472,577</b>	<b>4,823,059</b>
<b>Net Current Assets</b>	<b>22,825,182</b>	<b>24,658,476</b>
Less: Restricted Reserves	5,127,362	5,102,618
	<b>17,697,820</b>	<b>19,555,858</b>

<b>CP43.11</b>	<b>Investment Report – October 2011</b>
<b>Committee</b>	29 November 2011
<b>Council</b>	13 December 2011
<b>Applicant</b>	City of Nedlands
<b>Owner</b>	City of Nedlands
<b>Officer</b>	Rajah Senathirajah – Manager Finance
<b>Director</b>	Michael Cole – Director Corporate Service
<b>Director Signature</b>	
<b>File ref.</b>	Fin/071-07
<b>Previous Item No's</b>	Nil
<b>Disclosure of Interest</b>	No officer involved in the preparation of this report had any interest which required it to be declared in accordance with the provisions of the <i>Local Government Act (1995)</i> .

### **Purpose**

In accordance with the Council's Investment Policy, Administration is required to present a summary of investments to Council on a monthly basis.

### **Recommendation to Committee**

**Council receives the Investment Report for the period ended 31 October 2011**

### **Strategic Plan**

KFA5: Governance

5.1 – Manage the City's resources in a sustainable and responsible manner.

This report is in accordance with the Council's Investment Policy and demonstrates the investment of City's surplus cash in a sustainable and responsible manner.

### **Background**

Council's Investment Policy requires a summary of investments to be presented to Council on a monthly basis.

### **Proposal Detail**

Not applicable.

### Consultation

Required by legislation: Yes  No

Required by City of Nedlands policy: Yes  No

### Legislation

Not applicable.

### Budget/Financial Implications

Investment income will be reviewed against progressive budget throughout the year.

### Risk Management

The Investment Policy of the City, which is reviewed each year by the Audit and Risk Committee of Council, is structured so as to minimise any risks associated with the City's cash investments. The officers adhere to this Policy, and continuously monitor market conditions to ensure that the City obtains attractive yields without compromising on risk management.

### Discussion

The Investment Summary shows that as at 31 October 2011 the City held the following funds in investments:

Municipal Funds	\$ 14,802,011
Reserve Funds	\$ 5,025,362
Other Restricted Funds	<u>\$ 101,999</u>
Total	<u>\$ 19,929,372</u>

The total interest earned from investments for the first four months was \$327,832.

The Investment Portfolio comprises holdings in the following institutions:

<b>Financial Institution</b>	<b>Funds Invested</b>	<b>Interest Rate</b>	<b>Proportion of Portfolio</b>
NAB	\$ 4,204,417	5.67% - 6.15%	21.10%
Suncorp	\$ 1,845,084	5.76% - 5.86%	9.26%
St George	\$ 3,420,620	5.75% - 5.88%	17.16%
Westpac	\$ 5,213,427	5.85% - 6.13%	26.16%
AMP	\$ 307,014	5.60%	1.54%
CBA	\$ 2,923,873	5.56% - 5.66%	14.67%
BankWest	\$ 2,014,937	5.80%	10.11%
<b>Total</b>	<b>\$ 19,929,372</b>		<b>100.00%</b>

### **Conclusion**

The Investment Report is presented to Council.

### **Attachments**


1. Investment Report for the period ended 31 October 2011

**INVESTMENTS REPORT  
FOR THE PERIOD ENDED 31 OCTOBER 2011**

No.	Particulars	Current Interest Rate	Invest. Date	Maturity Date	Investment Period Days	NAB	Suncorp	St George	Westpac	AMP	CBA	BANKWEST	Total	YTD Accum. Interest	
						\$	\$	\$	\$	\$	\$	\$	\$	\$	
<b>RESTRICTED INVESTMENTS</b>															
4	Trust - Adelma	5.98%	1-Jul-11	1-Jan-12	184				\$101,998.79				\$101,998.79	\$2,014.56	
<b>TOTAL TRUST INVESTMENTS</b>						<b>\$0.00</b>	<b>\$0.00</b>	<b>\$0.00</b>	<b>\$101,998.79</b>	<b>\$0.00</b>	<b>\$0.00</b>	<b>\$0.00</b>	<b>\$101,998.79</b>	<b>\$2,014.56</b>	
<b>RESERVE INVESTMENTS</b>															
10	City Development - Western Zone	5.76%	\$507.89	20-Dec-11	40,389		\$320,765.35						\$320,765.35	\$6,325.49	
16	Services General (a)	5.60%	29-Mar-10	Oncall	Oncall					\$290,887.62			\$290,887.62	\$5,156.73	
26	North Street Reserve	5.88%	30-Aug-11	30-Nov-11	92			\$1,034,209.00					\$1,034,209.00	\$19,815.58	
41	Swanbourne Reserve	6.14%	\$1,559.11	30-Dec-11	39,348	\$102,484.43							\$102,484.43	\$2,077.52	
42	City Building Reserve	5.76%	\$1,358.98	20-Dec-11	39,538		\$522,713.25						\$522,713.25	\$10,307.91	
52	Plant Replacement Reserve	5.75%	\$5,113.74	6-Jan-12	35,800			\$211,543.67					\$211,543.67	\$4,055.77	
53	City Development Reserve	5.75%	\$523.60	6-Jan-12	40,390			\$1,112,905.34					\$1,112,905.34	\$21,427.16	
55	Insurance Reserve	5.75%	\$2,540.70	6-Jan-12	38,373			\$49,801.93					\$49,801.93	\$958.86	
57	Welfare NCC Reserve	6.15%	\$978.89	28-Dec-11	39,926	\$134,691.08							\$134,691.08	\$2,731.98	
58	Waste Management	6.15%	\$5,241.41	28-Dec-11	35,664	\$134,674.78							\$134,674.78	\$2,732.35	
60	Welfare	6.14%	\$234.55	30-Dec-11	40,672	\$243,013.79							\$243,013.79	\$4,926.26	
78	Services General (b)	5.56%	\$688.55	19-Dec-11	40,207						\$867,672.53		\$867,672.53	\$15,986.27	
<b>TOTAL RESERVE INVESTMENTS</b>						<b>\$614,864.08</b>	<b>\$843,478.61</b>	<b>\$2,408,459.94</b>	<b>\$0.00</b>	<b>\$290,887.62</b>	<b>\$867,672.53</b>	<b>\$0.00</b>	<b>\$5,025,362.78</b>	<b>\$96,501.87</b>	
							\$1,241.58								
<b>MUNICIPAL INVESTMENTS</b>							\$4,066.20								
44	***ACCOUNT CLOSED 27/9/11***													\$0.00	\$12,713.17
61	Municipal Investment #61 - AMP	5.60%	17-Mar-10	On-Call	Oncall					\$16,126.45			\$16,126.45	\$286.87	
62	Municipal Investment #62 - CBA ***Closed on 17/10/11***	5.66%	19-Aug-11	17-Oct-11	59						\$0.00		\$0.00	\$599.91	
65	Municipal Investment #65 - Westpac	5.90%	22-Aug-11	22-Jan-12	153				\$518,094.37				\$518,094.37	\$10,098.25	
69	Municipal Investment #69 - NAB	5.76%	8-Aug-11	8-Feb-12	184	\$549,298.27							\$549,298.27	\$10,166.40	
73	Municipal Investment #73 - Westpac	6.13%	26-Jul-11	26-Jan-12	184				\$539,191.31				\$539,191.31	\$13,071.07	
76	Municipal Investment #76 - Westpac	6.01%	18-Jul-11	18-Jan-12	184				\$1,027,207.75				\$1,027,207.75	\$20,288.30	
77	Municipal Investment #77 - Bankwest ***Closed on 17/10/11***	5.75%	19-Jul-11	17-Oct-11	90						\$0.00		\$0.00	\$17,145.20	
79	Municipal Investment #79 - Bankwest	5.80%	11-Oct-11	12-Apr-12	184						\$1,003,178.08		\$1,003,178.08	\$15,506.85	
80	Municipal Investment #80 - NAB	6.15%	28-Jul-11	30-Jan-12	186	\$1,016,006.85							\$1,016,006.85	\$16,006.85	
81	Municipal Investment #81 - Westpac	5.85%	30-Oct-11	30-Apr-12	183				\$1,000,160.27				\$1,000,160.27	\$15,250.68	
82	Municipal Investment #82 - Westpac	6.10%	10-Aug-11	10-Jan-12	153				\$1,014,873.97				\$1,014,873.97	\$14,873.97	
83	Municipal Investment #83 - NAB	5.67%	11-Aug-11	9-Nov-11	90	\$1,012,651.23							\$1,012,651.23	\$12,651.23	
84	Municipal Investment #84 - ST George	5.84%	16-Aug-11	16-Nov-11	92			\$1,012,160.00					\$1,012,160.00	\$12,160.00	
85	Municipal Investment #85 - CBA ***Closed on 17/10/11***	5.68%	16-Aug-11	17-Oct-11	62						\$0.00		\$0.00	\$9,631.69	
86	Municipal Investment #86 - Bankwest	5.80%	18-Aug-11	4-Nov-11	78						\$1,011,758.90		\$1,011,758.90	\$11,758.90	
87	Municipal Investment #87 - Westpac	5.87%	18-Aug-11	18-Nov-11	92				\$1,011,900.82				\$1,011,900.82	\$11,900.82	
88	Municipal Investment #88 - NAB	5.72%	18-Aug-11	16-Nov-11	90	\$1,011,596.71							\$1,011,596.71	\$11,596.71	
89	Municipal Investment #89 - CBA	5.66%	29-Aug-11	28-Nov-11	91						\$1,009,769.32		\$1,009,769.32	\$9,769.32	
90	Municipal Investment #90 - Suncorp	5.86%	21-Oct-11	19-Jan-12	90		\$1,001,605.48						\$1,001,605.48	\$1,605.48	
91	Municipal Investment #91 - CBA	5.58%	17-Oct-11	16-Dec-11	60						\$1,046,430.92		\$1,046,430.92	\$2,234.87	
<b>TOTAL</b>						<b>\$3,589,553.06</b>	<b>\$1,001,605.48</b>	<b>\$1,012,160.00</b>	<b>\$5,111,428.50</b>	<b>\$16,126.45</b>	<b>\$2,056,200.23</b>	<b>\$2,014,936.99</b>	<b>\$14,802,010.70</b>	<b>\$229,316.54</b>	

Current Proportion of Portfolio

21.10%      9.26%      17.16%      26.16%      1.54%      14.67%      10.11%

<b>CP44.11</b>	<b>List of Accounts Paid – October 2011</b>
<b>Committee</b>	29 November 2011
<b>Council</b>	13 December 2011
<b>Applicant</b>	City of Nedlands
<b>Owner</b>	City of Nedlands
<b>Officer</b>	Rajah Senathirajah – Manager Finance
<b>Director</b>	Michael Cole – Director Corporate Service
<b>Director Signature</b>	
<b>File ref:</b>	Fin/072-17
<b>Previous Item No's</b>	Nil
<b>Disclosure of Interest</b>	No officer involved in the preparation of this report had any interest which required it to be declared in accordance with the provisions of the <i>Local Government Act (1995)</i> .

### **Purpose**

*In accordance with Regulation 13 of the Local Government (Financial Management) Regulations 1996 Administration is required to present the List of Accounts Paid for the month to Council.*

### **Recommendation to Committee**

**Council receives the List of Accounts Paid for the month of October 2011.**

### **Strategic Plan**

*KFA 5: Governance*

*5.6 - Ensure compliance with statutory requirements and guidelines.*

This report will ensure the City meets its statutory requirements.

### **Background**

*Regulation 13 of the Local Government (Financial Management) Regulations 1996* requires a list of accounts paid to be prepared each month showing each account paid since the last list was prepared:

- a) the payee's name;
- b) the amount of the payment;
- c) the date of the payment; and
- d) sufficient information to identify the transaction.



The list is to be presented to the Council at the next ordinary meeting of the Council after the list is prepared and recorded in the Minutes of that meeting.

### **Proposal Detail**

Not applicable.

### **Consultation**

Required by legislation: Yes  No

Required by City of Nedlands policy: Yes  No

### **Legislation**

This report meets the requirements of *Regulation 13 of the Local Government (Financial Management) Regulations 1996*.

### **Budget/Financial Implications**

Not applicable.

### **Risk Management**

The Accounts Payable procedures ensure that no fraudulent payments are made by the City, and these procedures are strictly adhered to by the officers. These include the final vetting of approved invoices by the Finance Manager and the Director of Corporate Services (or designated alternative officers).

### **Discussion**

The list of accounts for October 2011 has been prepared in accordance with Regulation 13 of the Local Government (Financial Management) Regulations 1996 and is now presented to Council.

### **Conclusion**

The list of accounts paid for the month of October 2011 complies with the relevant legislation and can be received by Council.

### **Attachments**

1. List of Accounts Paid – October 2011



# CITY OF NEDLANDS

## All Payments 1/10/2011 to 31/10/2011

Database: LIVE

Page: 1

<u>Chq/Ref</u>	<u>Pavee</u>	<u>Date</u>	<u>Amount</u>	<u>Tran</u>	<u>Description</u>	<u>Amount</u>
<b>NAB - Municipal Account</b>						
<b>CHEQUE</b>						
56629	BAY ROAD PANTRY	06/10/2011	-160.00	INV	TO 11/9/11 COMMISSION-TENNIS CRT COLLEGE PK	160.00
56630	COV PARTS PTY LTD	06/10/2011	-305.21	INV	12X FLEXI STRAP FHS24K	211.20
				INV	4X OIL FILTER, 2X FILTER AIR CLEANER	94.01
56631	E POGSON	06/10/2011	-444.12	INV	JUL 11COMMISSION-HWD TENNIS CRT BOOKINGS	409.62
				INV	AUG 11COMMISSION-HWD TENNIS CRT BOOKINGS	34.50
56632	SPORTS TURF TECHNOLOGY P/L	06/10/2011	-1,144.00	INV	4TH INSPECTION & REPORT ON PARKS	1,144.00
56633	J R STEWART	06/10/2011	-240.87	INV	8/11 COMMISSION-LAWLER PK TENNIS BOOKINGS	119.75
				INV	COMMISSION FOR TENNIS COURT BOOKINGS	121.12
56634	TELSTRA CORPORATION LTD	06/10/2011	-59.95	INV	MTC LIB BROADBAND 17/9/11-16/10/11	59.95
56635	WATER CORPORATION	06/10/2011	-4,040.55	INV	WATER USE 28/3-16/9/11 MTC C/CNTR	475.00
				INV	WATER USE 16/3-16/9/11 AMENITIES MTC RSV	7.20
				INV	WATER USE 26/3-21/9/11 ADMIN	261.15
				INV	21/3-13/9/11WATER SVCE CHGS-118 WOOD ST	50.65
				INV	15/9/10 - 13/9/11 WATER SVCE CHGS- HARRIS PK	5.45
				INV	21/3-13/9/11 WATER SVCE CHGS-SWANB BCH FACILITIES	20.10
				INV	21/3-13/9/11 WATER SVCE CHGS-SWANB BCH CHG RMS	48.80
				INV	18/3-12/9/11 WATER SVCE CHGS-VERGE BIRKDALE	18.65
				INV	REPAIRS - 26 WATKINS RD	3,148.45
				INV	14/3-12/9/11 DRINKING FOUNTAIN - SMYTH RD	5.10
56636	SYNERGY	06/10/2011	-6,117.84	INV	ELECTRICITY 11/6-13/9/11 GROUPED	5,410.34
				INV	ELECTRICITY 20/8-15/9/11 FORESHORE 3	235.50
				INV	ELECTRICITY 19/7-13/9/11 HAMILTON PK	105.30
				INV	ELECTRICITY 16/7-13/9/11 ALLEN PK	331.95
				INV	ELECTRICITY 16/7-12/9/11	34.75
56637	W P & S L FUNG	06/10/2011	-932.28	RFND	OVERPAYMENT REFUND	932.28
56638	P A STYLES	06/10/2011	-290.22	RFND	OVERPAYMENT REFUND	290.22
56639	MR C J FIELD	06/10/2011	-1,500.00	INV	VERGE BOND REFUND	1,500.00



# CITY OF NEDLANDS

## All Payments 1/10/2011 to 31/10/2011

Database: LIVE

Page: 2

<u>Chq/Ref</u>	<u>Pavee</u>	<u>Date</u>	<u>Amount</u>	<u>Tran</u>	<u>Description</u>	<u>Amount</u>
56640	MARY FAIRCLOUGH 52 WEBSTER STREET	06/10/2011	-55.00		REFUND - GOING PLACES TOUR	
56641	ANN DAVIES 48/80 MOORO DRIVE	06/10/2011	-55.00		REFUND - GOING PLACES TOUR	
56642	HILARY DOLLING 11 BEDFORD ST	06/10/2011	-38.00	INV	REFUND PARTIAL DOG REGO FEE	38.00
56643	GERALDINE BAILEY 6 RACEWAY RD	06/10/2011	-80.48	INV	REFUND INFRINGEMENT	80.48
56644	GRAY PORTER C/ 8TH FL, 40 THE ESPLA	06/10/2011	-14.96	INV	HIGHVIEW PK REPAIRS	14.96
56645	STEPHEN LYNCH C/- BCL BUILDER & DEV	06/10/2011	-50.00	INV	DEMO APPLICATION FEE	50.00
56646	ANNIE P PAPERIE 243 STIRLING HIGHWA	06/10/2011	-220.00	INV	CARD MAKING WORKSHOP	220.00
56647	HELEN VAN HOOFT 5 FOWLER RD	06/10/2011	-171.60	INV	VOLUNTEER TRAVEL REIMBURS	171.60
56648	MONICA HO 10 MINORA ROAD	06/10/2011	-45.00	INV	COURSE REFUND	45.00
56649	MRS GAIL CLARK 18/28 STIRLING HIGHW	06/10/2011	-85.00	INV	COURSE REFUND	85.00
56650	MR NEIL O'LOUGHLIN 132A GRANT STREE	06/10/2011	-33.00	INV	REFUND - LOST ITEM	33.00
56651	DR JOHN CRIAG 29/3 PARK AVE	06/10/2011	-105.50	INV	REFUND - LOST ITEM	105.50
56652	ALINTA GAS	14/10/2011	-88.40		*CANCELLED*	
56653	CASTLEDEX BUSINESS SYSTEMS	14/10/2011	-355.33		*CANCELLED*	
56654	CITY OF NEDLANDS PETTY CASH	14/10/2011	-474.05		*CANCELLED*	
56655	CITY OF STIRLING	14/10/2011	-1,590.00		*CANCELLED*	
56656	CITY OF VINCENT	14/10/2011	-350.00		*CANCELLED*	
56657	COMPLEAT ANGLER & CAMPING WORLD	14/10/2011	-900.00		*CANCELLED*	
56658	GLOBE SUBSCRIPTION AGENCY P/L	14/10/2011	-616.89		*CANCELLED*	
56659	COUNCILLOR B G HODSDON	14/10/2011	-732.08		*CANCELLED*	
56660	KEYNOTE CONFERENCES-2011 WASTE &	14/10/2011	-1,100.00		*CANCELLED*	
56661	SPEARWOOD DRAINAGE CO	14/10/2011	-4,818.00		*CANCELLED*	
56662	SYNERGY	14/10/2011	-42,129.50		*CANCELLED*	
56663	B TYSON	14/10/2011	-732.08		*CANCELLED*	



# CITY OF NEDLANDS

## All Payments 1/10/2011 to 31/10/2011

Database: LIVE

Page: 3

Chq/Ref	Payee	Date	Amount	Tran	Description	Amount
56664	ALINTA GAS	14/10/2011	-88.40	INV	GAS CHARGES 4/7-27/9/11 - DEPOT	88.40
56665	CASTLEDEX BUSINESS SYSTEMS	14/10/2011	-355.33	INV	STATIONERY - LABELS	355.33
56666	CITY OF NEDLANDS PETTY CASH	14/10/2011	-474.05	INV	RECOUP PETTY CASH W/E 7/10/11 ADMIN	277.70
				INV	RECOUP PETTY CASH W/E 7/10/11 NCC	196.35
56667	CITY OF STIRLING	14/10/2011	-1,590.00	INV	MEALS ON WHEELS 31/8/11	1,590.00
56668	CITY OF VINCENT	14/10/2011	-350.00	INV	GREEN ROOFS WORKSHOP 9/9/11 - M SWANEPOLE	350.00
56669	COMPLEAT ANGLER & CAMPING WORLD	14/10/2011	-900.00	INV	BAIT POUCHERS FOR MOSQITO CTRL	900.00
56670	GLOBE SUBSCRIPTION AGENCY P/L	14/10/2011	-616.89	INV	SUBSCRIP-AUS BK RVW,BK SEL & PUB,TIMES LIT SUP	616.89
56671	COUNCILLOR B G HODSDON	14/10/2011	-732.08	INV	COUNCILLORS ALLOWANCE OCT 11	732.08
56672	KEYNOTE CONFERENCES-2011 WASTE &	14/10/2011	-1,100.00	INV	A MELVILLE-2011 WASTE & RECYCLE CONF	550.00
				INV	C MENDIS - WASTE & RECYCLE CONF	550.00
56673	SPEARWOOD DRAINAGE CO	14/10/2011	-4,818.00	INV	DRAINAGE WORK - CIRCE CIRCLE	4,818.00
56674	STRATCO	14/10/2011	-437.98	INV	PLANTER BOXES NCC	437.98
56675	SYNERGY	14/10/2011	-42,129.50	INV	STREET LIGHT TARIFF CHGS	40,715.40
				INV	AUXILLARY LIGHT CHARGES	1,387.15
				INV	27/8-27/9/11 IRRIGATION CHRGS	26.95
56676	B TYSON	14/10/2011	-732.08	INV	COUNCILLORS ALLOWANCE OCT 11	732.08
56677	ACTON WEST	14/10/2011	-1,500.00	RFND	1 LEURA ST - FOOTPATH REFUND	1,500.00
56678	HOLLIS CONSTRUCTIONS PTY LTD	14/10/2011	-1,500.00	RFND	16 MOUNTJOY RD - FOOTPATH REFUND	1,500.00
56679	J S EHLERS	14/10/2011	-1,500.00	RFND	97 DALKEITH RD - FOOTPATH REFUND	1,500.00
56680	B G HUTCHISON	14/10/2011	-1,500.00	RFND	49 MOUNTJOY RD - FOOTPATH REFUND	1,500.00
56681	E BROWNE-COOPER	14/10/2011	-188.00	RFND	HALL & KEY BOND REFUND MT C/MONT COM CT	188.00
56682	LIVING FAITH COMMUNITY CHURCH	14/10/2011	-176.00	RFND	HALL & KEY BOND REFUND MT C/MONT COM CT	176.00
56683	MR A ASEERI	14/10/2011	-194.00	RFND	HALL & KEY BOND REFUND DRABBLE HOUSE	194.00
56684	J AHMED	14/10/2011	-194.00	RFND	HALL & KEY BOND REFUND MT C/MONT COM CT	194.00
56685	M YAP	14/10/2011	-194.00	RFND	HALL & KEY BOND REFUND DRABBLE HOUSE	194.00
56686	R MOREY	14/10/2011	-194.00	RFND	HALL & KEY BOND REFUND MT C/MONT COMM CT	194.00
56687	S L ZILKO 3 LISLE STREET	14/10/2011	-6.00	INV	DOG REGO REFUND	6.00



# CITY OF NEDLANDS

## All Payments 1/10/2011 to 31/10/2011

Database: LIVE

Page: 4

Chq/Ref	Pavee	Date	Amount	Tran	Description	Amount
56688	A SHERBINI	14/10/2011	-194.00	RFND	REFUND HALL & KEY BOND DRABBLE HS	194.00
56689	P SACHIN	14/10/2011	-194.00	RFND	REFUND HALL & KEY BOND MT C/MONT COMM CT	194.00
56690	MR M A ALJISHI	14/10/2011	-194.00	RFND	REFUND HALL & KEY BOND MT C/MONT COMM CT	194.00
56691	OLA NILSSON 2/65 DOVER RD	14/10/2011	-550.00	INV	SCHOOL HOLIDAY ACTIVITY MTC LIB	550.00
56692	HEATHER MAHER 19 JAMES STREET	14/10/2011	-56.00	INV	COURSE REFUND - TERM 4 2011	56.00
56693	JO HILLS 25 ARCHDEACON STREET	14/10/2011	-70.00	INV	COURSE REFUND - TERM 4, 2011	70.00
56694	SHINTAL SHAH 31B PAINE CT	14/10/2011	-16.00	INV	COURSE REFUND TERM 4, 2011	16.00
56695	AMANDA KEHAL 10 ERSKINE PLACE	14/10/2011	-32.80	INV	COURSE REFUND TERM 4, 2011	32.80
56696	KINFORD BUILDING SERVICES	14/10/2011	-1,500.00	RFND	105 ROCHDALE RD - FOOTPATH REFUND	1,500.00
56697	MRS J L HULTGREN	14/10/2011	-1,500.00	RFND	95A WARATAH AVENUE - FOOTPATH REFUND	1,500.00
56698	MR C B GENTLE	14/10/2011	-1,500.00	RFND	7 KIRWAN ST - FOOTPATH REFUND	1,500.00
56699	ROSEMARY PIERSE PO BOX 862	14/10/2011	-35.00	INV	1 OSTEO EXECISE DVD	35.00
56700	TANYA MCDONALD WESTCARE INCORPRATED	14/10/2011	-1,100.00	INV	11/12 COMMUNITY GRANT FUND	1,100.00
56701	CITY OF NEDLANDS PETTY CASH	14/10/2011	-140.55	INV	RECOUP PETTY CASH W/E 14/10/11 PROCC	140.55
56702	SYNERGY	14/10/2011	-254.95	INV	ELECTRICITY - ABERDARE RD	175.80
				INV	HOLLYWOOD RESERVE PUMP 11/8-6/10/11	22.20
				INV	LEURA RESERVE 10/8-5/10/11	21.70
				INV	HAMPDEN RD CAR PK - 10/8-5/10/11	35.25
56703	TELSTRA CORPORATION LTD	14/10/2011	-2,221.98	INV	SEPT 2011 MOBILE PHONE CHARGES	2,221.98
56704	APG HOMES	23/10/2011	-1,500.00	fund	22 NIDJALLA LOOP - FOOTPATH REFUND	1,500.00
56705	AUST COMMUNICATIONS & MEDIA AUTHORI	23/10/2011	-416.00	INV	LAND MOBILE LICENCE RENEWAL	416.00
56706	BYNORM PTY LTD	23/10/2011	-271.70	INV	20X ALLOY HEAD (WIND ON LINE TYPE)	271.70
56707	CITY OF NEDLANDS PETTY CASH	23/10/2011	-1,163.25	INV	RECOUP PETTY CASH W/E 21/10/11 NED LIB	337.30
				INV	RECOUP PETTY CASH W/E 21/10/11 ADMIN	427.20
				INV	RECOUP PETTY CASH W/E 20/10/11 NCC	398.75
56708	CITY OF STIRLING	23/10/2011	-896.00	INV	128X DELIVERED MEALS FOR NCC AUG 11	896.00
56709	COV PARTS PTY LTD	23/10/2011	-342.16	INV	2X LED COMBINATION LAMP STP/TL/IN	320.03
				INV	2X 12V 12W LOAD RESISTOR	22.13



# CITY OF NEDLANDS

## All Payments 1/10/2011 to 31/10/2011

Database: LIVE

Page: 5

Chq/Ref	Pavee	Date	Amount	Tran	Description	Amount
56710	ROSS GERRANS	23/10/2011	-145.00	INV	REPAIR DAMAGED NET - COLLEGE PK	145.00
56711	KMART INNALOO	23/10/2011	-78.48	INV	MATERIALS-DRC ACTIVITIES	78.48
56712	SAFETY HOUSE WA INC	23/10/2011	-250.00	INV	CONTRIBUTIONS	250.00
56713	STATE LAW PUBLISHER	23/10/2011	-1,040.00	INV	2012 SUBSCRIPTION GOVERNMENT GAZETTE	1,040.00
56714	SYNERGY	23/10/2011	-2,386.20	INV	BROCKMAN RES PUMP 12/8-8/10/11	30.10
				INV	CHARLES CRT REV BOLLARD LIGHTS 12/8-6/10/11	257.55
				INV	SHIRLEY FYFE RES 12/8-8/10/11	22.10
				INV	ROSE GARDEN 12/8-7/10/11	253.70
				INV	KARELLA PARK 11/8-6/10/11	21.70
				INV	BETRICE RD RES 12/8-7/10/11	25.95
				INV	CURLEW RD SUMP 12/8-7/10/11	21.70
				INV	NEDS RUC - CHARLES CRT RES 12/8-10/10/11	52.55
				INV	BEATON PARK 12/8-7/10/11	382.45
				INV	MEMORIAL LIGHTS MIN RES	134.75
				INV	CHARLES CRT RES 12/8-7/10/11	231.50
				INV	FORESHORE 2 PAUL HASLUCK 12/8-7/10/11	221.70
				INV	MASONS GARDENS 13/8-8/10/11	441.00
				INV	BLAIN PARK 13/8-8/10/11	90.70
				INV	GRANBY CRES RES 14/8-8/10/11	21.60
				INV	GENESTA CRES 13/8-10/10/11	22.45
				INV	COLLEGE PK OVAL LIGHTS 13/8-10/10/11	104.00
				INV	BISHOP RD RES 13/8-10/10/11	29.00
				INV	CAMPSIE PARK 10/8-5/10/11	21.70
56715	WATER CORPORATION	23/10/2011	-1,148.90	INV	2011/2012 WATER SVC CHGS-MTC CHNG RMS	1,113.00
				INV	25/7-12/9/11 WATER SVCE CHGS-VERGE PRNC ALBERT	35.90
56716	BUILDING DEVELOPMENTS (WA) PTY	23/10/2011	-1,500.00	RFND	14 MARTIN - PART REFUND DAMAGE FOOTPATH	1,500.00
56717	FRANKIE SHAW 9 GREENVILLE STREET	23/10/2011	-180.00	INV	LOGO DESIGNS - BUSH TO BEACH	180.00
56718	MS S MAROO 6 OAKDALE STREET	23/10/2011	-182.00	INV	COURSE REFUND - ITALIAN BEGINNERS	182.00
56719	MRS J WATTS 33 SWAN STREET	23/10/2011	-302.00	INV	COURSE REFUND - ITALIAN BEGINNERS	302.00
56720	MRS S FINN 2/152 BROADWAY	23/10/2011	-151.00	INV	COURSE REFUND - ITALIAN BEGINNERS	151.00
56721	MR A NADIM 18 SPRINGSIDE AVE	23/10/2011	-135.90	INV	COURSE REFUND - ITALIAN BEGINNERS	135.90



# CITY OF NEDLANDS

## All Payments 1/10/2011 to 31/10/2011

Database: LIVE

Page: 6

<u>Chq/Ref</u>	<u>Pavee</u>	<u>Date</u>	<u>Amount</u>	<u>Tran</u>	<u>Description</u>	<u>Amount</u>
56722	MS S SANDOVER 17 BARSDEN ST	23/10/2011	-151.00	INV	COURSE REFUND - ITALIAN BEGINNERS	151.00
56723	MS J DHARMANANDA 46 RILEY RD	23/10/2011	-90.00	INV	COURSE REFUND - CLAY PORTRAITS	90.00
56724	MS A R VESTAL 27 MINORA RD	23/10/2011	-45.00	INV	COURSE REFUND - CLAY PORTRAITS	45.00
56725	MS M THEW 1 MARTIN AVE	23/10/2011	-45.00	INV	COURSE REFUND - CLAY PORTRAITS	45.00
56726	RYAN BUNNEY 19 MOUNTJOY RD	23/10/2011	-250.00	INV	10/11 SYIF GRANT	250.00
56727	CARLA PAYNE 132 ROCHDALE RD	23/10/2011	-250.00	INV	10/11 SYIF GRANT	250.00
56728	AVILA DEN OUDEN 71 THE AVENUE	23/10/2011	-250.00	INV	10/11 SYIF GRANT	250.00
56729	ELLEN CARLAND 37 KIRWAN STREET	23/10/2011	-250.00	INV	10/11 SYIF GRANT	250.00
56730	NICHOLAS CHALLOT 90 BROOKDALE STREE	23/10/2011	-250.00	INV	10/11 SYIF GRANT	250.00
56731	ASAD YUSOFF 152 ADELMA RD	23/10/2011	-250.00	INV	10/11 SYIF GRANT	250.00
56732	BENJAMIN STONE 13 HALDANE STREET	23/10/2011	-250.00	INV	10/11 SYIF GRANT	250.00
56733	SIMON BENETTI 17 EDNA RD	23/10/2011	-250.00	INV	10/11 SYIF GRANT	250.00
56734	SAM WRIGHT 55 GALLOP RD	23/10/2011	-250.00	INV	10/11 SYIF GRANT	250.00
56735	MILLIE MARTINO 63 THOMAS STREET	23/10/2011	-250.00	INV	10/11 SYIF GRANT	250.00
56736	CAMERON BUNNEY 19 MOUNTJOY RD	23/10/2011	-250.00	INV	10/11 SYIF GRANT	250.00
56737	T DUDDLEY	23/10/2011	-194.00	RFND	REFUND HALL & KEY BOND DALKEITH HALL	194.00
56738	MRS K E WALKER	23/10/2011	-80.00	RFND	REFUND CANDIDATES NOMINATION FEE 2011 EL	80.00
56739	MR R M HIPKINS	23/10/2011	-80.00	RFND	REFUND CANDIDATES NOMINATION FEE	80.00
56740	MS J L PORTER	23/10/2011	-80.00	RFND	REFUND CANDIDATES NOMINATION FE	80.00
56741	MRS T P JAMES	23/10/2011	-80.00	RFND	REFUND CANDIDATES NOMINATION FEE	80.00
56742	COUNCILLOR I ARGYLE	23/10/2011	-80.00	RFND	REFUND CANDIDATES NOMINATION FEE	80.00
56743	N W SHAW	23/10/2011	-80.00	RFND	REFUND CANDIDATES NOMINATION FEE	80.00
56744	L J MCMANUS	23/10/2011	-80.00	RFND	REFUND CANDIDATES NOMINATION FEE	80.00
56745	M S NEGUS	23/10/2011	-80.00	RFND	REFUND CANDIDATES NOMINATION FEE	80.00
56746	COUNCILLOR J D BELL	23/10/2011	-80.00	RFND	REFUND CANDIDATES NOMINATION FEE	80.00
56747	K THOMAS	23/10/2011	-80.00	RFND	REFUND CANDIDATES NOMINATION FEE	80.00
56748	COUNCILLOR I TAN	23/10/2011	-80.00	RFND	REFUND CANDIDATES NOMINATION FEE	80.00



# CITY OF NEDLANDS

## All Payments 1/10/2011 to 31/10/2011

Database: LIVE

Page: 7

Chq/Ref	Pavee	Date	Amount	Tran	Description	Amount
56749	R J VAN STRAALEN	23/10/2011	-80.00	RFND	REFUND CANDIDATES NOMINATION FEE	80.00
56750	B TYSON	23/10/2011	-80.00	RFND	REFUND CANDIDATES NOMINATION FEE	80.00
56751	M T HARDIN	23/10/2011	-80.00	RFND	REFUND CANDIDATES NOMINATION FEE	80.00
56752	K A SMYTH	23/10/2011	-80.00	RFND	REFUND CANDIDATES NOMINATION FEE	80.00
56753	ZORZI BUILDERS PTY LTD	23/10/2011	-1,500.00	RFND	5 LUPIN HILL GROVE - FOOTPATH REFUND	1,500.00
56754	J ZHANG	23/10/2011	-1,500.00	RFND	85 SMYTH RD - FOOTPATH REFUND	1,500.00
56755	MRS JANINE HO 65 THE ESPLANADE	23/10/2011	-14.00	INV	REFUND FOR LOST ITEM	14.00
56756	SUBIACO LIBRARY 237 ROKEBY ROAD	23/10/2011	-15.00	INV	REFUND FOR LOST ITEM	15.00
56757	KAREN SCHMIDT 51 STRICKLAND STREET	23/10/2011	-150.00	INV	PAID TO CITY IN ERROR	150.00
56758	WANDILLA NURSERY 811 WELSHPOOL RD	23/10/2011	-500.00	INV	VOUCHER NEDS PRIMARY WATERWISE	500.00
56759	QUINTIN HUGHES	23/10/2011	-150.00	RFND	KEY BOND	150.00
56760	QUINTIN HUGHES	23/10/2011	-55.00	RFND	KEY BOND	55.00
56761	MR L REIMER	23/10/2011	-330.00	RFND	PARTIAL REFUND OF RESERVE BOND F/SHORE 3	330.00
56762	SAVILLS (WA) PTY LTD C/- LARA PAYNE	23/10/2011	-18,279.33	INV	OVERPAID RATES ACCOUNT 141671	18,279.33
56763	CLAREMONT NEDLANDS CRICKET CLUB	27/10/2011	-53,066.20	INV	TURF WICKET MAINT-MELVISTA OVAL/COLLEGE PK 11/12	53,066.20
56764	COV PARTS PTY LTD	27/10/2011	-264.00	INV	CARECLEAN PLUS H/CLEANER 20L	132.00
				INV	CARECLEAN PLUS H/CLEANER 20L	132.00
56765	LOCAL GOVT COMPLIANCE INC	27/10/2011	-125.00	INV	REGISTRATION - 8/9/11 - K TREVASKIS	125.00
56766	PARKER BLACK & FORREST PTY LTD	27/10/2011	-143.00	INV	DOOR HANDLE - MTC	143.00
56767	SWANBOURNE CRICKET CLUB	27/10/2011	-23,703.68	INV	ALLEN PK TURF WICKET MAINT 11/12	23,703.68
56768	TELSTRA CORPORATION LTD	27/10/2011	-8,254.24	INV	TO 9/10/11 DATA CHG-INTERNET ACCESS SVCE	8,254.24
56769	ZURICH AUSTRALIAN INSURANCE LTD	27/10/2011	-1,000.00	INV	INS EXCESS RE 1DHL726 - 3RD PARTY	1,000.00
56770	K M CADDY 65 MERIWA STREET	27/10/2011	-18.00	INV	DOG REGO REFUND	18.00
56771	DIANNE HICKS 74A GEORGE WAY	27/10/2011	-168.96	INV	VOLUNTEER VEHICLE REIMBURSEMENT 12/9-29/9/11	168.96
56772	STEPHANIE MALONE 3 O'MARA BLVD	27/10/2011	-50.00	INV	INFRINGEMENT REFUND 500373	50.00
56773	SEAN ANTHONY EDEN 31 MARRI PARK DRI	27/10/2011	-73.50	INV	INFRINGEMENT REFUND 500425	73.50





# CITY OF NEDLANDS

## All Payments 1/10/2011 to 31/10/2011

Database: LIVE

Page: 8

Chq/Ref	Pavee	Date	Amount	Tran	Description	Amount
56774	ALVIN WEN JIE 388 MONASH AVE	27/10/2011	-80.00	INV	INFRINGEMENT REFUND 401359	80.00
56775	MICHELLE SYMONDS	27/10/2011	-194.00	RFND	REFUND HALL & KEY BOND ALLEN PARK PAVILI	194.00
56776	A FOO	27/10/2011	-194.00	RFND	REFUND HALL & KEY BOND MT CLAREMONT COMM	194.00
56777	ROBIN LACEY 37 CALADENIA PDE	27/10/2011	-250.00	INV	11/12 COMMUNITY GRANT	250.00
56778	EWAN MALCOLM 54 KIRWAN STREET	27/10/2011	-68.64	INV	VOLUNTEER VEHICLE REIMBURSE	68.64
56779	MRS E D GHERGORI	27/10/2011	-1,500.00	RFND	14 LOUISE STREET - FOOTPATH REFUND	1,500.00
56780	MS S J BOSICH	27/10/2011	-1,500.00	RFND	13 BROCKWAY RD - FOOTPATH REFUND	1,500.00
56781	ADVANCED ROOF RESTORATION	27/10/2011	-1,500.00	RFND	60 DALKEITH RD - FOOTPATH REFUND	1,500.00
56782	R T FOSTER	27/10/2011	-1,500.00	RFND	24 THE MARLOWS, MT CLAREMT,F/PATH REFUND	1,500.00
56783	MRS C E FOSTER	27/10/2011	-194.00	RFND	REFUND HALL & KEY BOND MT C/MONT KINDY R	194.00
56784	DONNA CLARK 36 MARAPANA RD	27/10/2011	-32.00	INV	MTCCC - KINDY ROOM	32.00
<b>Total CHEQUE</b>			<b>-\$274,040.64</b>			

### EFT

PY01-08	NAB - MUNICIPAL ACCOUNT	11/10/2011	-231,815.33			
PY01-09	NAB - MUNICIPAL ACCOUNT	25/10/2011	-240,624.73			
505	EFT TRANSFER: - 07/10/2011	06/10/2011	-116,676.71			
				<b>505.10797</b>	<b>PERTH MINT AUSTRALIA</b>	
				INV	30X 2011 AUST CITIZEN \$1 COINS	162.80
				<b>505.11410</b>	<b>Hays Specialist Recruitment (Aust)</b>	
				INV	W/E 9/9/11 G CHAN CASUAL STAFF	2,848.25
				INV	W/E 2/9/11 J SHERLOCK CASUAL STAFF	1,635.32
				INV	W/E 16/9/11 G CHAN CASUAL STAFF	1,161.79
				<b>505.11588</b>	<b>WA Rangers Association</b>	
				INV	Dog Handling Course @ Melville Depot	300.00
				<b>505.11732</b>	<b>Local Govt Managers Australia</b>	
				INV	LOCAL GOVT REUNION LUNCH/G FOSTER	65.00
				<b>505.11804</b>	<b>West Australian Local Government Assoc</b>	
				INV	SCHEME AMENDMENT 192	74.65
				INV	ADVERT 20/8/11 POST-CLEAR VACANT BLOCKS	357.72
				INV	ADVERT - CSO LIBRARY REF 3441	641.19
				<b>505.12358</b>	<b>SORENSEN SHORT &amp; ASSOC</b>	
				INV	EXT TO BLACK SPOT SURVEY ST HWY/HAMP/BRDWY	2,596.00
				<b>505.12362</b>	<b>VEHEQUIP</b>	



# CITY OF NEDLANDS

## All Payments 1/10/2011 to 31/10/2011

Database: LIVE

Page: 9

<u>Chq/Ref</u>	<u>Pavee</u>	<u>Date</u>	<u>Amount</u>	<u>Tran</u>	<u>Description</u>	<u>Amount</u>
				INV	REMOVE PHONE KIT FROM TOYOTA PRIUS	66.00
			<b>505.1260</b>		<b>Choice One Pty Ltd</b>	
				INV	TEMP STAFF WAGES 30/8-31/8/11 M GRAINNE&S ROBERTS	531.30
			<b>505.12735</b>		<b>COMFORT KEEPERS</b>	
				INV	CARE SVCES 12/9-16/9/11	645.74
				INV	CARE SVCES 6/9-8/9/11 - HACC	298.07
			<b>505.12914</b>		<b>The Worm Shed</b>	
				INV	5X WORM CAFE	1,034.99
			<b>505.12970</b>		<b>Cardno WA Pty Ltd</b>	
				INV	PROFESSIONAL CONSULTANCY 26/8/11	1,870.00
			<b>505.12974</b>		<b>Outsource Business Support Solution</b>	
				INV	31/8 & 27/9/ 11 PROFESSIONAL CONSULTANT FEES	695.75
			<b>505.12981</b>		<b>COUNTRY KITCHEN CATERING</b>	
				INV	CATERING TRAFFIC MGMT	205.00
			<b>505.13010</b>		<b>Quick Colourprint</b>	
				INV	2X NAME BADGES	35.90
				INV	8X TENNIS COURT SIGNS	348.00
				INV	NAME BADGES 3X	63.85
			<b>505.13042</b>		<b>TOTALLY WORKWEAR</b>	
				INV	1X JACKET 2X JUMPERS - G COPLEY	143.07
			<b>505.13093</b>		<b>D &amp; T ASPHALT PTY LTD</b>	
				INV	SUPPLY & LAY ASPHALT	1,524.60
			<b>505.13123</b>		<b>TOLL PRIORITY</b>	
				INV	MAIL PICK UP & DELIVERY	345.47
			<b>505.13224</b>		<b>IP Cameras Australia</b>	
				INV	Mobotix camera with rec HD to SP Trailer	5,753.00
			<b>505.13268</b>		<b>PPC WORLDWIDE PTY LTD</b>	
				INV	EAP AGREEMENT JULY 2011- JUNE 2012	8,340.20
			<b>505.13327</b>		<b>By Word of Mouth Catering</b>	
				INV	CATERING - VOLUNTEER TRAINING	1,609.30
			<b>505.13345</b>		<b>THE TYLKA FAMILY TRUST</b>	
				INV	2X AIR TOOL OIL 1PT	28.60
			<b>505.13369</b>		<b>DATA#3 LIMITED</b>	
				INV	6X RIBBON BLACK	99.00
			<b>505.13381</b>		<b>Carrington's Traffic Services</b>	
				INV	TRAFFIC MGMT - VERGE PLNATING 30/8/11	547.81
			<b>505.13384</b>		<b>Harvey Fresh</b>	
				INV	MILK SUPPLY	64.26



# CITY OF NEDLANDS

## All Payments 1/10/2011 to 31/10/2011

Database: LIVE

Page: 10

<u>Chq/Ref</u>	<u>Pavee</u>	<u>Date</u>	<u>Amount</u>	<u>Tran</u>	<u>Description</u>	<u>Amount</u>
				<b>505.13412</b>	<b>QUICK CORPORATE AUSTRALIA</b>	
				INV	STATIONERY-CENTRAL COPIER RM	192.83
				INV	STATIONERY - A4 BINDER LEVER ARCH	88.44
				INV	STATIONERY - NCC	77.70
				INV	STATIONERY	164.38
				INV	STATIONERY	117.32
				INV	HEATER ELECTRIC	53.15
				INV	STATIONERY	137.38
				<b>505.13428</b>	<b>Lock Stock &amp; Farrell Locksmith Pty Ltd</b>	
				INV	4X ZENITH LOCKABLE HASP 100MM	80.32
				INV	3X LOCKWOOD KBL-T, 8X LOCKWOOD KBOP	161.70
				<b>505.13437</b>	<b>MOWMASTER TURF EQUIPMENT</b>	
				INV	12X HONDA 21" HIGH BLADE SET,2X BOLT SET	133.97
				<b>505.13476</b>	<b>ROAD SIGNS AUSTRALIA PTY LTD</b>	
				INV	PARKING SIGNAGE QUINTILIAN & KIRWAN	176.00
				<b>505.13537</b>	<b>FIRST FIVE MINUTES PTY LTD</b>	
				INV	OCT-DEC 2011 FIRE EMERG PROCEDURES/TRAINING	451.44
				INV	OCT-DEC 2011 FIRE EMERG PROCEDURES/TRAINING	451.44
				INV	OCT-DEC 2011 FIRE EMERG PROCEDURES/TRAINING	451.44
				INV	OCT-DEC 2011 FIRE EMERG PROCEDURES/TRAINING	451.44
				INV	OCT-DEC 2011 FIRE EMERG PROCEDURES/TRAINING	451.44
				INV	OCT-DEC 2011 FIRE EMERG PROCEDURES/TRAINING	451.44
				INV	OCT-DEC 2011 FIRE EMERG PROCEDURES/TRAINING	451.44
				<b>505.13579</b>	<b>Master Builders Assoc of W.A.</b>	
				INV	MBA BREAKFAST BREIFING - C ELDRIDGE & M DEAL	198.00
				<b>505.13581</b>	<b>Captain Stirling IGA Supermarket</b>	
				INV	CATERING-NATIONAL TREE DAY	59.69
				INV	CATERING SUPPLIES-NVS MEETING	42.21
				<b>505.13605</b>	<b>City Carpet Cleaners</b>	
				INV	CARPET CLEANING - NCC	778.80
				<b>505.13652</b>	<b>Sustainable Outdoors</b>	
				INV	GREENWAY MAINT VARIOUS LOCATIONS	5,024.25
				<b>505.13698</b>	<b>Carbon Footie Ltd</b>	
				INV	WORKS AT DOT BENNETT PK	12,450.35
				<b>505.13745</b>	<b>Grasstrees Australia</b>	
				INV	12 MTH SVCE CONTRACT 3X GRASSTREES	1,122.00
				INV	SUPPLY & PLANT 100X110CM GRASS TREES	670.00
				<b>505.13778</b>	<b>Asphalt In A Bag Pty Ltd</b>	
				INV	50X 20KG BAGS ASPHALT	1,686.30



# CITY OF NEDLANDS

## All Payments 1/10/2011 to 31/10/2011

Database: LIVE

Page: 11

<u>Chq/Ref</u>	<u>Pavee</u>	<u>Date</u>	<u>Amount</u>	<u>Tran</u>	<u>Description</u>	<u>Amount</u>
				<b>505.13803</b>	<b>Snap Printing Northbridge</b>	
				INV	50 INVITES DL PRINTED COLOUR	52.00
				<b>505.13807</b>	<b>Road &amp; Traffic Services</b>	
				INV	LINE MARKING & REMOVE REDUNDANT P/MENT	1,414.60
				<b>505.13809</b>	<b>Crendon Machinery</b>	
				INV	AIR SAW MOTOR M3P	578.57
				<b>505.13817</b>	<b>Cardno (QLD) Pty Ltd</b>	
				INV	PROFESSIONAL SERVICE 26/8/11	2,200.00
				<b>505.13818</b>	<b>Civic Legal</b>	
				INV	SETTLING AUDIT LETTER	422.51
				<b>505.1795</b>	<b>Courier Australia</b>	
				INV	COURIER SERVICES 4/4/11-TRESILLIAN-MAD PRINT	37.39
				<b>505.2075</b>	<b>Landgate</b>	
				INV	TITLE SEARCHES AUG 2011	144.00
				<b>505.2583</b>	<b>Forestvale Trees Pty Ltd</b>	
				INV	PURCHASE OF VARIOUS PLANTS	286.00
				<b>505.3055</b>	<b>Holton Connor Pty Ltd</b>	
				INV	ARCHITECTURAL SVCES-J LECKIE PAV CLM 13	8,728.50
				<b>505.350</b>	<b>Aust Institute of Management</b>	
				INV	S CUNNIFFE WORD INTER (A) 2007/2010	370.00
				INV	WORD INTERM (A) G MARTYN 23/9/11	370.00
				INV	STRATEGY INTO ACTION-I HAMILTON 4/10/11	539.00
				INV	EXCEL INTRODUCT - L BARKER	270.00
				INV	WORD INTRODUCT - L BARKER	320.00
				<b>505.3616</b>	<b>J &amp; K HOPKINS</b>	
				INV	2X BOOKCASE, 1X RND TABLE, CABINET	846.00
				<b>505.4040</b>	<b>The Lane Bookshop</b>	
				INV	VARIOUS BOOKS	68.77
				INV	VARIOUS BOOKS	19.96
				<b>505.4500</b>	<b>McLeods Barristers &amp; Solicitors</b>	
				INV	PERVAN, L-PARKING PROSECUTION 29912	1,269.40
				<b>505.4624</b>	<b>Minter Ellison Lawyers</b>	
				INV	14/4-29/8/11 MARRON-SUPREME COURT PROCEEDINGS	1,067.00
				<b>505.4959</b>	<b>NEDLANDS TYRE SERVICE</b>	
				INV	TYRES 2X GTR 225/70R15C MAXMILER CX	485.00
				INV	TYRES 2X ELD 235/75R15 ZTR SPORT SUV	530.00
				<b>505.5592</b>	<b>PLACER MANAGEMENT GROUP</b>	
				INV	18/9/11 - CASUAL STAFF - L WALKER	800.22



# CITY OF NEDLANDS

## All Payments 1/10/2011 to 31/10/2011

Database: LIVE

Page: 12

<u>Chq/Ref</u>	<u>Pavee</u>	<u>Date</u>	<u>Amount</u>	<u>Tran</u>	<u>Description</u>	<u>Amount</u>
				INV	25/9/11 CASUAL STAFF - L WALKER	1,166.42
				INV	11/9/11 - CASUAL STAFF - L WALKER	827.34
				<b>505.7321</b>	<b>Town of Cottesloe</b>	
				INV	2011/12 WESROC ECONOMY ID SUBSCRIPTION	3,114.54
				<b>505.7900</b>	<b>W A LIMESTONE CO</b>	
				INV	LIMESTONE - DALKEITH RD	66.00
				<b>505.8010</b>	<b>Corporate Express Australia Ltd</b>	
				INV	CLEANING SUPPLIES	298.96
				<b>505.8240</b>	<b>Western Educting Service</b>	
				INV	9/9/11 CITY WIDE EDUCTING	2,326.50
				INV	CITY WIDE EDUCTING	2,326.50
				INV	CITY WIDE EDUCTING	723.80
				<b>505.8242</b>	<b>West Metro Regional Council</b>	
				INV	WASTE DISPOSAL 12/9-16/9/11	17,740.23
				<b>505.9872</b>	<b>Civica Pty Ltd</b>	
				INV	WEB PORTAL UPGRADE	6,600.00
506	EFT TRANSFER: - 14/10/2011	14/10/2011	-266,443.27	<b>506.10024</b>	<b>Lawn Doctor</b>	
				INV	SUPPLY & LAY 400XM MTC OVAL	3,300.00
				<b>506.10731</b>	<b>Green Skills (Eco Jobs)</b>	
				INV	17/8-30/8/11 CASUAL STAFF	5,901.05
				<b>506.10786</b>	<b>Verti-Turf</b>	
				INV	Hollow caore & sweep Allen Park Top	1,911.25
				INV	Hollow core & sweep Rugby & Soccer	4,434.10
				<b>506.10843</b>	<b>VOLUNTEERING WA</b>	
				INV	MEMBERSHIP FEES 2012 RENEWAL	187.00
				INV	TRAINING REGO - R FORREST	150.00
				<b>506.10859</b>	<b>CSP Industries Pty Ltd</b>	
				INV	STIHL BG86C-E LEAF BLOWER	424.00
				<b>506.10895</b>	<b>State Library of WA</b>	
				INV	101X GIFT BOOKS BETTER BEGIN 11/12 FY	550.50
				<b>506.11255</b>	<b>Tim Eva's Nursery</b>	
				INV	PURCHASE OF VARIOUS PLANTS	852.50
				<b>506.11284</b>	<b>Australia Post</b>	
				INV	SEPT 2011 BULK POSTAGE	4,516.18
				<b>506.11353</b>	<b>DICK SMITH ELECTRONICS PTY LTD</b>	
				INV	CAMERA SECURITY - MASON GRDS	300.00
				<b>506.11410</b>	<b>Hays Specialist Recruitment (Aust)</b>	
				INV	W/E 23/9/11 G CHAN CASUAL STAFF	2,848.25
				<b>506.11634</b>	<b>Councillor N Horley</b>	



# CITY OF NEDLANDS

## All Payments 1/10/2011 to 31/10/2011

Database: LIVE

Page: 13

<u>Chq/Ref</u>	<u>Pavee</u>	<u>Date</u>	<u>Amount</u>	<u>Tran</u>	<u>Description</u>	<u>Amount</u>
				INV	COUNCILLORS ALLOWANCE OCT 11	732.08
				<b>506.11636</b>	<b>Councillor I Tan</b>	
				INV	COUNCILLORS ALLOWANCE OCT 11	732.08
				<b>506.11657</b>	<b>IFAP</b>	
				INV	TRAINING - SAFETY & HELATH REPRESENTATIVE	1,170.00
				<b>506.11804</b>	<b>West Australian Local Government Assoc</b>	
				INV	PROVISION OF CAFE SRVS - MTC CAFE	3,182.85
				INV	TRAINING - INTRO TO LG ACT - J HEYES	434.50
				INV	TRAINING - INTRO TO LG ACT - G POEZYN	434.50
				INV	PREP AGENDAS & MINUTES 16/9/11-N BOROWICK	395.00
				INV	TRAINING - INTRO TO LG ACT - M STUART	434.50
				INV	TRAINING - INTRO TO LG ACT - M SWANEPOEL	434.50
				<b>506.11975</b>	<b>JLR PUMPS</b>	
				INV	INSTAL FLOW MTR - MELVISTA STAND	2,832.50
				<b>506.12019</b>	<b>Sunny Sign Company Pty Ltd</b>	
				INV	600X800 ALUM SIGN BLK ON WHITE CL1 D/S	93.50
				<b>506.12038</b>	<b>WA ENERGY CONSULTANTS PTY LTD</b>	
				INV	METER READING JUL - SEP 2011	108.90
				<b>506.12117</b>	<b>SAI Global Ltd</b>	
				INV	PLUMBING & DRAINAGE SET	212.43
				<b>506.12118</b>	<b>Councillor I Argyle</b>	
				INV	COUNCILLORS ALLOWANCE OCT 11	732.08
				<b>506.12119</b>	<b>Councillor J D Bell</b>	
				INV	COUNCILLORS ALLOWANCE OCT 11	732.08
				<b>506.12232</b>	<b>DYMOCKS CLAREMONT</b>	
				INV	LOCAL STOCK RESOURCES MTC/LIB AUG 11	133.92
				INV	LOCAL STOCK RESOURCES MTC/LIB	192.43
				INV	LOCAL STOCK RESOURCES N/LIB	491.95
				INV	LOCAL STOCK RESOURCES MTC/LIB	92.27
				INV	LOCAL STOCK RESOURCES N/LIB YNG PEEP	204.37
				INV	LOCAL STOCK RESOURCES N/LIB	104.63
				INV	LOCAL STOCK RESOURCES NED LIB 6/11	953.17
				INV	LOCAL STOCK RESOURCES NED LIB 6/11	83.68
				INV	LOCAL STOCK RESOURCES MTC LIB 6/11	295.44
				INV	LOCAL STOCK RESOURCES MTC LIB 7/11	220.13
				INV	LOCAL STOCK RESOURCES NED LIB 6/11	535.88
				INV	LOCAL STOCK RESOURCES N/LIB	50.27
				INV	LOCAL STOCK RESOURCES MTC/LIB SEPT 11	29.55
				INV	LOCAL STOCK RESOURCES N/LIB	19.96



# CITY OF NEDLANDS

## All Payments 1/10/2011 to 31/10/2011

Database: LIVE

Page: 14

<u>Chq/Ref</u>	<u>Pavee</u>	<u>Date</u>	<u>Amount</u>	<u>Tran</u>	<u>Description</u>	<u>Amount</u>
				INV	LOCAL STOCK RESOURCES MTC/LIB	19.96
				INV	LOCAL STOCK RESOURCES NED LIB NEW RELEASE	268.34
				INV	LOCAL STOCK RESOURCES NED LIB 7/11 DVD	49.48
				INV	LOCAL STOCK RESOURCES MTC LIB 7/11	171.27
				INV	LOCAL STOCK RESOURCES N/LIB	28.00
				INV	LOCAL STOCK RESOURCES MTC LIB 7/11	259.64
				INV	LOCAL STOCK RESOURCES N/LIB	18.36
				INV	LOCAL STOCK RESOURCES NED LIB 7/11	753.19
				<b>506.12235</b>	<b>Lovegrove Turf Services Pty Ltd</b>	
				INV	SUPPLY FERTILISER	713.63
				<b>506.12504</b>	<b>PLANNING INSTITUTE OF AUSTRALIA</b>	
				INV	INCREASE DENSITIES - C ELDRIDGE	88.00
				INV	INCREASE DENSITIES - M SWANEPOEL	88.00
				<b>506.12551</b>	<b>Weston Road Systems</b>	
				INV	4HRS CONCRETE GRINDING-3 GROVE END RIDGE	660.00
				<b>506.12580</b>	<b>LG NET</b>	
				INV	ADVERT - INFRASTRUCTURE ASSETS OFFICER	132.00
				<b>506.12604</b>	<b>DOMINO'S PIZZA AUST-FORTUNE TREE P/L</b>	
				INV	CATERING -TECH SVCES FUNCTION	143.20
				<b>506.12694</b>	<b>Challenger Institute of Technology Fremantle</b>	
				INV	CHEMICAL APP & SAFETY TRAINING	450.00
				<b>506.12735</b>	<b>COMFORT KEEPERS</b>	
				INV	CARE SVCES 26/9-30/9/11 - HACC	920.36
				INV	CARE SVCES 19/9-23/9/11	1,703.14
				<b>506.12743</b>	<b>Active Transport &amp; Tilt Tray Svces</b>	
				INV	TRANSPORT 2 PITCH ROLLERS	231.00
				INV	TRANSPORT 3 ROLLERS	77.00
				<b>506.12753</b>	<b>Urban Development Institute of Aust</b>	
				INV	REGISTRATION SEPT 2011 AGM - CE, JH & MS	375.00
				<b>506.12765</b>	<b>PERTHWASTE PTY LTD</b>	
				INV	WASTE REMOVAL SVCES PRE PAY AUG 11	72,975.10
				<b>506.12789</b>	<b>WRITING WA</b>	
				INV	MEMBERSHIP RENEWAL - LIBRARY	135.00
				<b>506.12936</b>	<b>M S Negus</b>	
				INV	COUNCILLORS ALLOWANCE OCT 11	732.08
				<b>506.12960</b>	<b>Atlantic Therapy Services</b>	
				INV	S CORNELL 26/-2/10/11 CARE SVCES-DRC	243.63
				INV	19/9-25/9/11 CASUAL STAFF - NCC	263.92
				<b>506.12985</b>	<b>Mr R M Hipkins</b>	



# CITY OF NEDLANDS

## All Payments 1/10/2011 to 31/10/2011

Database: LIVE

Page: 15

<u>Chq/Ref</u>	<u>Pavee</u>	<u>Date</u>	<u>Amount</u>	<u>Tran</u>	<u>Description</u>	<u>Amount</u>
				INV	COUNCILLORS ALLOWANCE OCT 11	1,584.16
			<b>506.12986</b>		<b>K A Smyth</b>	
				INV	COUNCILLORS ALLOWANCE OCT 11	732.08
			<b>506.13010</b>		<b>Quick Colourprint</b>	
				INV	500X BUSINESS CARD - E O'CONNOR	99.00
			<b>506.13048</b>		<b>Mr M J Deal</b>	
				INV	FLIGHTS & ACCOMM BUILDING CONF - M DEAL	1,221.17
			<b>506.13093</b>		<b>D &amp; T ASPHALT PTY LTD</b>	
				INV	SUPPLY & LAY ASPHALT DALKEITH, KARELLA & ROCKTON	1,501.50
				INV	SUPPLY & LAY ASPHALT ROCKTON & BARCOO	2,425.50
			<b>506.13194</b>		<b>Aquarium Artists Australia Pty Ltd</b>	
				INV	SEP 11 AQUARIUM MAINT + MATERIALS	182.40
			<b>506.13305</b>		<b>Councillor K E Collins</b>	
				INV	COUNCILLORS ALLOWANCE OCT 11	732.08
			<b>506.13306</b>		<b>Councillor R M Binks</b>	
				INV	COUNCILLORS ALLOWANCE OCT 11	732.08
			<b>506.13307</b>		<b>M L Somerville-Brown</b>	
				INV	COUNCILLORS ALLOWANCE OCT 11	732.08
			<b>506.13378</b>		<b>Mrs W Kwan</b>	
				INV	TRAINING - BEST PRACTICE RECRUITMENT	50.00
			<b>506.13381</b>		<b>Carrington's Traffic Services</b>	
				INV	TRAFFIC MGMT - CARRINGTON ST	643.65
			<b>506.13384</b>		<b>Harvey Fresh</b>	
				INV	MILK SUPPLY	64.26
				INV	MILK SUPPLY	64.26
			<b>506.13412</b>		<b>QUICK CORPORATE AUSTRALIA</b>	
				INV	STATIONERY - PLANNING	123.45
				INV	HEATER - PLANNING	53.15
				INV	STATIONERY - PAPER SUPPLY	131.67
				INV	DIVIDERS A4 PVC X 6	17.59
				INV	STATIONERY	366.77
			<b>506.13468</b>		<b>TREK TEL PTY LTD</b>	
				INV	LABOUR CONNECT EXT 608	181.50
				INV	1X REFURBISHED OPTIPOINT 500 ADV ARCTIC	143.00
			<b>506.13476</b>		<b>ROAD SIGNS AUSTRALIA PTY LTD</b>	
				INV	VARIOUS PARKING SIGNS	352.00
			<b>506.13480</b>		<b>DU ELECTRICAL</b>	





# CITY OF NEDLANDS

## All Payments 1/10/2011 to 31/10/2011

Database: LIVE

Page: 16

<u>Chq/Ref</u>	<u>Pavee</u>	<u>Date</u>	<u>Amount</u>	<u>Tran</u>	<u>Description</u>	<u>Amount</u>
				INV	BUILD NEW BOX,INSTL CNTRLR,NEW PWR SUP,SOLENOIDS	2,511.85
				<b>506.13568</b>	<b>Digital Mapping Solutions</b>	
				INV	SUBS/APPS INTEGRATION/TECH SUPPORT	9,574.40
				<b>506.13581</b>	<b>Captain Stirling IGA Supermarket</b>	
				INV	KITCHEN SUPPLIES LIB'S	90.80
				INV	CATERING SUPPLIES	198.86
				<b>506.13592</b>	<b>Curtis Bersan</b>	
				INV	6/8-11/9/11 COMMISSION-MTC TENNIS CRT	52.98
				<b>506.13628</b>	<b>Liquor Barons Dalkeith</b>	
				INV	CATERING - ALLEN CARTER	339.34
				<b>506.13693</b>	<b>Elan Media Partners Pty Ltd</b>	
				INV	DVD'S NED LIB	228.79
				INV	CD MTC LIB	8.88
				INV	DVD'S MTC LIB	94.33
				INV	DVD- EAGLE VS SHARK	9.88
				INV	CD'S NED LIB	167.76
				INV	CD - WOMADELAIDE	20.56
				INV	DVD'S NED LIB	26.61
				<b>506.13713</b>	<b>Kinetic Health Group Pty Ltd</b>	
				INV	PRE EMPLOY MEDICAL - A BROUWER	148.50
				<b>506.13733</b>	<b>Palm Springs-West Coast Spring Water</b>	
				INV	1X15L WATER BOTTLE SUPPLY - NCC	6.75
				<b>506.13741</b>	<b>Dave's Landscaping &amp; Brickpaving</b>	
				INV	DRIVEWAY REPAIRS - COASTAL DR	840.00
				<b>506.13775</b>	<b>Australia Post - 604909</b>	
				INV	SEPT 2011 REPLY PAID LETTERS	21.07
				<b>506.13788</b>	<b>Dalziel Strategy &amp; Performance Pty Ltd</b>	
				INV	CONSULTANT - INTERGRATED STRATEGIC PLAN	2,420.00
				<b>506.13803</b>	<b>Snap Printing Northbridge</b>	
				INV	1700 Tresillian Term 4 A5 Booklets	2,815.00
				<b>506.13820</b>	<b>Lewicorp Pty Ltd</b>	
				INV	CONSULTANCY SERVICES JUL-AUG 2011	3,300.00
				<b>506.2616</b>	<b>S A Froese</b>	
				INV	MAYORAL ALLOWANCE OCT 2011	4,725.00
				<b>506.350</b>	<b>Aust Institute of Management</b>	
				INV	TRAINING -G POEZYN - LANGUAGE OF LEADERSHIP	390.00
				<b>506.360</b>	<b>Australia Post</b>	
				INV	9/11 COUNTER B/PAY & C/CARD TRANS FEE	242.28



# CITY OF NEDLANDS

## All Payments 1/10/2011 to 31/10/2011

Database: LIVE

Page: 17

<u>Chq/Ref</u>	<u>Pavee</u>	<u>Date</u>	<u>Amount</u>	<u>Tran</u>	<u>Description</u>	<u>Amount</u>
			<b>506.4040</b>		<b>The Lane Bookshop</b>	
				INV	LOCAL STOCK RESOURCES N/LIB	483.68
				INV	LOCAL STOCK RESOURCES N/LIB	286.10
				INV	LOCAL STOCK RESOURCES N/LIB	325.32
				INV	LOCAL STOCK RESOURCES MTC/LIB	311.62
				INV	LOCAL STOCK RESOURCES N/LIB	31.95
				INV	LOCAL STOCK RESOURCES MTC/LIB	116.75
				INV	LOCAL STOCK RESOURCES MTC/LIB	72.77
				INV	LOCAL STOCK RESOURCES N/LIB	116.72
				INV	LOCAL STOCK RESOURCES MTC/LIB	70.28
				INV	LOCAL STOCK RESOURCES N/LIB	140.65
				INV	LOCAL STOCK RESOURCES MTC/LIB	464.45
				INV	LOCAL STOCK RESOURCES N/LIB	67.88
				INV	LOCAL STOCK RESOURCES MTC/LIB	26.36
				INV	LOCAL STOCK RESOURCES N/LIB	26.36
				INV	LOCAL STOCK RESOURCES N/LIB	23.96
				INV	LOCAL STOCK RESOURCES N/LIB	121.52
				INV	LOCAL STOCK RESOURCES MTC/LIB	50.35
				INV	LOCAL STOCK RESOURCES N/LIB	39.96
				INV	LOCAL STOCK RESOURCES MTC/LIB	99.96
			<b>506.4150</b>		<b>LO-GO Appointments</b>	
				INV	W/E 24/9/11 - CASUAL STAFF - B CAMPBELL	1,709.40
				INV	W/E 1/10/11 M ROACH CASUAL STAFF	1,892.00
				INV	W/E 3/9/11 D MACAULAY CASUAL STAFF	1,729.75
				INV	W/E 10/9/11 M ROACH CASUAL STAFF	1,892.00
				INV	W/E 24/9/11 M ROACH CASUAL STAFF	1,892.00
				INV	W/E 17/9/11 B CAMPBELL - CASUAL STAFF	1,383.80
				INV	W/E 10/9/11 - B CAMPBELL CASUAL STAFF	1,709.40
			<b>506.4370</b>		<b>Martineaus Patisserie</b>	
				INV	CATERING - STRATEGIC PLANNING WORK SHOP	40.20
			<b>506.4500</b>		<b>McLeods Barristers &amp; Solicitors</b>	
				INV	29377 - SUB LEASE HOLLYWOOD/SUB BOWLING CLB	111.10
				INV	29831 - WESBREL PTY LTD VS CON	2,499.24
				INV	28881 - OLD SWANBOURNE HOSPITAL	2,012.85
				INV	28499 - FRANCO 38-40 JUTLAND PDE	257.34
				INV	MELVISTA LODGE - MULTI DWELLINGS	2,954.09
				INV	28553 - UNCOMPLETE BLDG - 59 MAYFAIR	2,224.62
				INV	30058 - PROSECUTION - 8 & 8A CROSS ST	681.29
				INV	DANEROUS WALL-THE ESPLANADE - 29986	790.42



# CITY OF NEDLANDS

## All Payments 1/10/2011 to 31/10/2011

Database: LIVE

Page: 18

<u>Chq/Ref</u>	<u>Pavee</u>	<u>Date</u>	<u>Amount</u>	<u>Tran</u>	<u>Description</u>	<u>Amount</u>
				INV	30450 - VEHICLE EGRESS - CALTEX	1,373.85
				INV	29872 - STORAGE OF SOIL - 2 ROCHDALE RD	284.13
				INV	29873 - INCOMPLETE/ILLEGAL BLDG - 57 GALLOP RD	301.73
				INV	299990 - DANGEROUS WALL BROADWAY	1,247.54
				INV	RETAINER	5,500.00
				INV	30433 - 164 VICT AVE - CONTROLLED DEVLOP	1,573.66
<b>506.4548</b>					<b>MICROCOM PTY LTD</b>	
				INV	METRO COUNT TRAINING COURSE	1,441.00
<b>506.4945</b>					<b>SHEPPARD'S NEWSROUND</b>	
				INV	NEWSPAPER DELIVERY 14/8-10/9/11	43.32
<b>506.4959</b>					<b>NEDLANDS TYRE SERVICE</b>	
				INV	TYRES-4X ELD 235/75R 15 ZTR SPORT SUV	990.00
				INV	TYRES 2X ELD 235/75R15 ZTR SPORT SUV	530.00
<b>506.4972</b>					<b>Neverfail Springwater Ltd</b>	
				INV	SPRINGWATER NED/LIB	82.40
<b>506.5592</b>					<b>PLACER MANAGEMENT GROUP</b>	
				INV	2/10/11 - CASUAL STAFF - L WALKER	1,654.69
<b>506.5682</b>					<b>WA HINO SALES &amp; SERVICE</b>	
				INV	OIL,AIR,FUEL,SUMP FILTERS	778.13
<b>506.5716</b>					<b>Professional PC Support</b>	
				INV	OCT- DEC 11 - SERVICE DESK	2,793.98
				INV	OCT - DEC 11 - SERVICE DESK SUPPORT	16,494.00
				INV	OCT-DEC 2011 - SERVICE DESK	2,613.98
<b>506.6890</b>					<b>JTAGZ Pty Ltd</b>	
				INV	500X DOG TAGS - GREEN EXP 31/10/13	247.50
<b>506.7321</b>					<b>Town of Cottesloe</b>	
				INV	WESROC PROF,ATLAS,FCAST 11/12	6,149.20
<b>506.7340</b>					<b>Martins Trailer Parts Pty Ltd</b>	
				INV	2X FLEXIBLE TRAILER BRAKE HOSES	20.86
<b>506.7675</b>					<b>Landgate - GRV</b>	
				INV	GRV SCHDG2011/18 20/8-2/9/11	229.69
<b>506.8242</b>					<b>West Metro Regional Council</b>	
				INV	WASTE DISPOSAL	18,356.62
<b>506.860</b>					<b>Bunnings Group Limited</b>	
				INV	BUILDING SUPPLIES	48.01
				INV	Materials for parking signage	45.89
<b>506.8620</b>					<b>Zipform Pty Ltd</b>	
				INV	PRINTING - DOG REGO NOTICES 2011	3,520.68
<b>506.8652</b>					<b>Dale Alcock Homes</b>	



# CITY OF NEDLANDS

## All Payments 1/10/2011 to 31/10/2011

Database: LIVE

Page: 19

<u>Chq/Ref</u>	<u>Pavee</u>	<u>Date</u>	<u>Amount</u>	<u>Tran</u>	<u>Description</u>	<u>Amount</u>
				fund	25 ELIZABETH ST - FOOTPATH REFUND	1,500.00
			<b>506.9872</b>		<b>Civica Pty Ltd</b>	
				INV	MS - DR & ADMIN SVCES NOV 2011	7,656.00
			<b>506.9876</b>		<b>PRIESTMAN &amp; SHARP</b>	
				INV	INSURANCE EXCESS CLAIM 633167331 1DJL147	1,000.00
507 EFT TRANSFER: - 21/10/2011		23/10/2011	-425,700.73	<b>507.100</b>	<b>Advantech Mobile Auto Electrics</b>	
				INV	REMOVED TAIL LAMP ASSY,FIT/WIRE LED CONVERSION	198.00
				<b>507.10141</b>	<b>SIGNATURE SECURITY GROUP</b>	
				INV	2/9/11 GUARD RESPONSE ADHOC-DEPOT	93.50
				INV	22/8/11 GUARD RESPONSE ADHOC-DEPOT	93.50
				<b>507.10731</b>	<b>Green Skills (Eco Jobs)</b>	
				INV	CASUAL STAFF 14/9-27/9/11	9,739.55
				INV	CASUAL STAFF 31/8-13/9/11	12,767.48
				<b>507.10786</b>	<b>Verti-Turf</b>	
				INV	Hollow core & sweep Melvista	1,911.25
				INV	Hollow core & sweep oval College Bottom & Top	3,898.95
				INV	HOLLOW CORE SWEEP - HIGHVIEW PARK	955.63
				INV	HOLLOW CORE & SWEEP MTC OVAL	1,529.00
				INV	HOLLOW CORE & SWEEP ALLEN PK LOWER	1,911.25
				<b>507.10787</b>	<b>DOWNER EDI WORKS PTY LTD</b>	
				INV	BARRIER & PRAM RAMP - STRICKLAND ST	1,237.50
				INV	SMIE MOUNTABLE - VINCENT STREET	539.00
				<b>507.10859</b>	<b>CSP Industries Pty Ltd</b>	
				INV	CARBURETTOR ADJUSTING SPANNERS	29.10
				<b>507.11029</b>	<b>DELSHINE PRODUCTS WA</b>	
				INV	205L DRUM - TRUCK WASH	495.00
				<b>507.11268</b>	<b>City of Joondalup</b>	
				INV	150X RED LIBRARY BAGS	136.95
				<b>507.11296</b>	<b>Budget Rent a Car</b>	
				INV	EQUIPMENT HIRE 22/8-19/9/11 1DMK855	1,235.44
				<b>507.11401</b>	<b>Western Power Corporation</b>	
				INV	DIGITAL DATA CHARGES	258.00
				<b>507.11410</b>	<b>Hays Specialist Recruitment (Aust)</b>	
				INV	W/E 30/9/11 G CHAN CASUAL STAFF	2,848.25
				INV	W/E 23/9/11 - CASUAL STAFF - J SHERLOCK	1,616.08
				<b>507.11500</b>	<b>KLYNE CONSULTANTS PTY LTD</b>	
				INV	ROAD SAFETY AUDIT-3 PKNG OPT-THE AVENUE	2,640.00
				<b>507.11849</b>	<b>MARFLEET DISTRIBUTING CO P/L</b>	



# CITY OF NEDLANDS

## All Payments 1/10/2011 to 31/10/2011

Database: LIVE

Page: 20

<u>Chq/Ref</u>	<u>Pavee</u>	<u>Date</u>	<u>Amount</u>	<u>Tran</u>	<u>Description</u>	<u>Amount</u>
				INV	6X DISC PADS	405.83
				<b>507.12232</b>	<b>DYMOCKS CLAREMONT</b>	
				INV	LOCAL STOCK RESOURCES N/LIB	20.79
				<b>507.12357</b>	<b>Nedlands Newspaper Delivery</b>	
				INV	14/8-10/9/11 NEWSPAPER DELIVERY N/LIB	213.16
				<b>507.12362</b>	<b>VEHEQUIP</b>	
				INV	NOKIA C5 MOBILE PHONE	275.00
				INV	NOKIA C5 MOBILE PHONE	275.00
				INV	SUPPLY & FIT HANDS FREE KIT 1DSE532	291.50
				INV	SUPPLY & FIT HANDS FREE - 1DRR891	555.50
				INV	NOKIA C5 MOBILE PHONE	275.00
				<b>507.12387</b>	<b>STREET FURNITURE AUSTRALIA</b>	
				INV	PS7 Park seat; Battens no arm alum anodised	935.00
				<b>507.12472</b>	<b>WA EVENTS &amp; PROJECTS</b>	
				INV	2012 SUMMER CONCERTS PMT #1	10,000.00
				<b>507.1260</b>	<b>Choice One Pty Ltd</b>	
				INV	TEMP STAFF WAGES - M GRAINNE	265.65
				INV	TEMP STAFF WAGES - G MELLY	531.30
				INV	TEMP STAFF WAGES - G MELLY	531.30
				<b>507.12644</b>	<b>Insight CCS</b>	
				INV	AUG 11 CONTRACT CA0126 A/HRS CALL SVCE	231.11
				<b>507.12648</b>	<b>Mt Claremont Newsround</b>	
				INV	STANDING ORDER MTC LIB	86.28
				<b>507.12735</b>	<b>COMFORT KEEPERS</b>	
				INV	CARE SVCES 3/10-6/10/11	612.58
				<b>507.12753</b>	<b>Urban Development Institute of Aust</b>	
				INV	REGISTRATION GREEN EDITION - M HIPKINS	90.00
				<b>507.12777</b>	<b>PERTH IRRIGATION CENTRE</b>	
				INV	SIGNAL CONVERTER COLLEGE PARK	918.06
				INV	2ND CONTROLLER - COLLEGE PK	981.75
				INV	IRRIGATION CONTROLLER - COLLEGE PK	981.75
				INV	2ND CONVERTER - COLLEGE PK	918.06
				INV	IRRIGATION FITTING - MTC RES	167.25
				INV	200X80MM TAPPING BAND - HIGHVIEW PK	130.55
				INV	20MM ADAPTOR - DOT BENNETT	120.50
				INV	IRRIGATIONS FITTINGS - PAIERA PK	238.16
				<b>507.12791</b>	<b>Mr G T Foster</b>	
				INV	REIMBURSE HOME PHONE & INTERNET OCT 2011	86.97
				<b>507.12797</b>	<b>TRIDENT SIGNS</b>	



# CITY OF NEDLANDS

## All Payments 1/10/2011 to 31/10/2011

Database: LIVE

Page: 21

<u>Chq/Ref</u>	<u>Pavee</u>	<u>Date</u>	<u>Amount</u>	<u>Tran</u>	<u>Description</u>	<u>Amount</u>
				INV	2X BANNER STICKERS	49.50
				<b>507.12833</b>	<b>MACRI PARTNERS</b>	
				INV	AUDIT SERVICES 30/6/11	11,000.00
				<b>507.12885</b>	<b>Raeco/CEI Pty Ltd</b>	
				INV	NED/LIB BOOKGUARD	351.56
				<b>507.12890</b>	<b>Mr M R Cole</b>	
				INV	REIMBURSE BROADBAND 7/9-6/10/11	69.95
				INV	REIMBURSE HOME INTERNET SEP 2011	69.95
				<b>507.12981</b>	<b>COUNTRY KITCHEN CATERING</b>	
				INV	CATERING MTC CHNG RM OPENING 21/9/11	340.00
				INV	CATERING COUNCIL MEET 27/9/11	740.00
				<b>507.13010</b>	<b>Quick Colourprint</b>	
				INV	Ad banner 3m x 1m for Beyond Gardens work	424.00
				<b>507.13015</b>	<b>Austral Mercantile Collections Pty Ltd</b>	
				INV	DEBT COLLECTING FEES	468.52
				<b>507.13016</b>	<b>OPUS INTERNATIONAL CONSULT (PCA) LT</b>	
				INV	ROMAN II BUREAU SVCS 20/8-23/9/11	3,309.02
				<b>507.13093</b>	<b>D &amp; T ASPHALT PTY LTD</b>	
				INV	SUPPLY & LAY ASPHALT BARCOO, ROCKTON & DOONAN	3,153.15
				<b>507.13095</b>	<b>Rentokil Initial Pty Ltd</b>	
				INV	OCT 11 PLANT HIRE	208.36
				INV	DEPOT INDOOR PLANT HIRE & SVCE-91631113	370.60
				INV	OCT 11 INDOOR PLANT HIRE & MAINT-C/SVCE	198.14
				<b>507.13314</b>	<b>Sweepcare Australia</b>	
				INV	ADDITIONAL SWEEPING SEPT 11	2,560.47
				<b>507.13345</b>	<b>THE TYLKA FAMILY TRUST</b>	
				INV	ANGLE LOCATOR & 9 INCH SPIRIT LVL	112.78
				INV	MTL CUTTING SHEARES	47.82
				<b>507.13369</b>	<b>DATA#3 LIMITED</b>	
				INV	SPARE PARTS - CANNON EOS 6	121.00
				INV	HP LASER JET P3005/M3035 MFP BLK	462.00
				<b>507.13384</b>	<b>Harvey Fresh</b>	
				INV	MILK SUPPLY 11/10/11	64.26
				<b>507.13392</b>	<b>UNIVERSAL FENCING</b>	
				INV	HIRE TEMP FENCING	350.00
				<b>507.13412</b>	<b>QUICK CORPORATE AUSTRALIA</b>	
				INV	STATIONERY	108.82
				<b>507.13416</b>	<b>Mrs J Day</b>	



# CITY OF NEDLANDS

## All Payments 1/10/2011 to 31/10/2011

Database: LIVE

Page: 22

<u>Chq/Ref</u>	<u>Pavee</u>	<u>Date</u>	<u>Amount</u>	<u>Tran</u>	<u>Description</u>	<u>Amount</u>
				INV	REIMBURSE MOBILE SEPT 2011	24.62
			507.13496		<b>NK ASPHALT PTY LTD</b>	
				INV	HWD RSV-PATH UPGRADE/RECONSTRUCTION	75,064.00
			507.13581		<b>Captain Stirling IGA Supermarket</b>	
				INV	CATERING SUPPLIES - DRC PROVISIONS	205.91
			507.13628		<b>Liquor Barons Dalkeith</b>	
				INV	CATERING SUPPLIES-TECH SVCES FUNCTION	201.96
			507.13674		<b>Air Roofing Co Pty Ltd</b>	
				INV	SUPLLY & FIT GUTTERING - ADMIN	2,310.00
			507.13693		<b>Elan Media Partners Pty Ltd</b>	
				INV	DVD'S NED LIB	220.77
				INV	DVD'S NED LIB	77.53
				INV	CD MTC LIB	19.01
				INV	DVD'S MTC LIB	80.47
				INV	CD'S NED LIB	31.00
			507.13713		<b>Kinetic Health Group Pty Ltd</b>	
				INV	PRE EMPLOY MEDICAL - G HINDMARSH	148.50
			507.13772		<b>Ms D E Blake</b>	
				INV	REIMBURS INTERNET 19/9-18/10/11	69.95
			507.13776		<b>Training and Safety Consultants Pty Ltd</b>	
				INV	CONSULTANCY-INSPECT AUDIT, REPORT	3,762.00
			507.13805		<b>Advance Consulting &amp; Svces Pty Ltd</b>	
				INV	STAKEHOLDER ENGAGE TRN BRID & MARION	500.00
			507.13813		<b>Ms J A Heyes</b>	
				INV	MOBILE PHONE REIMBURSMENT	68.32
			507.13821		<b>Party Town</b>	
				INV	BALLOONS FOR WHITE BALLOON DAY 2011	47.00
			507.1795		<b>Courier Australia</b>	
				INV	COURIER SERVICES - RANGERS	7.05
			507.2583		<b>Forestvale Trees Pty Ltd</b>	
				INV	PURCHASE OF VARIOUS PLANTS	770.00
			507.2616		<b>S A Froese</b>	
				INV	COUNCILLORS DINNER 23/9/11	157.00
			507.3616		<b>J &amp; K HOPKINS</b>	
				INV	PIDGEON HOLE CABINET	159.00
				INV	FREE STANDING PARTITION	282.00
			507.4030		<b>Labels Plus</b>	
				INV	12X STICKERS-CITY OF NEDLANDS 680X400MM	528.00
			507.4040		<b>The Lane Bookshop</b>	



# CITY OF NEDLANDS

## All Payments 1/10/2011 to 31/10/2011

Database: LIVE

Page: 23

<u>Chq/Ref</u>	<u>Pavee</u>	<u>Date</u>	<u>Amount</u>	<u>Tran</u>	<u>Description</u>	<u>Amount</u>
				INV	LOCAL STOCK RESOURCES MTC/LIB	74.34
				INV	LOCAL STOCK RESOURCES N/LIB	98.30
				<b>507.4150</b>	<b>LO-GO Appointments</b>	
				INV	W/E 10/9/11 - CASUAL STAFF - D MACAULAY	1,729.75
				INV	W/E 24/11 - CASUAL STAFF - D MACAULAY	1,709.40
				INV	W/E 8/10/11 M ROACH CASUAL STAFF	1,892.00
				<b>507.4370</b>	<b>Martineaus Patisserie</b>	
				INV	CATERING - INCLUSIVE PLAY GRND	69.60
				INV	CATERING 20/9/11 - POLICY REVIEW	121.60
				<b>507.4548</b>	<b>MICROCOM PTY LTD</b>	
				INV	TRAINING - METRO COUNT CERT - T FAWCETT	555.50
				<b>507.4783</b>	<b>LGISWA</b>	
				INV	INSURANCE 2011/12 PROPERTY 2ND INSTALMENT	56,308.57
				INV	INSURANCE LIABILITY 2ND 11/12	76,211.30
				<b>507.4788</b>	<b>LGISWA - Workcare</b>	
				INV	INSURANCE 2011/12 WORKCARE 2ND INSTALMENT	73,848.50
				<b>507.4959</b>	<b>NEDLANDS TYRE SERVICE</b>	
				INV	2X BRIDGESTONE TYRES	1,205.00
				INV	FIT & BALANCE TYRES	265.00
				<b>507.5341</b>	<b>PARK MOTOR BODY BUILDERS</b>	
				INV	SUP/FIT UNDER BODY HOIST TO HINO 30-616	1,035.10
				<b>507.5850</b>	<b>Soundpack Solutions</b>	
				INV	CD/DVD CASES	299.20
				<b>507.741</b>	<b>Boyan Electrical Services</b>	
				INV	7X REPLACEMENT LAMPS - ROSE GARDEN	1,223.20
				INV	FIX FAULTY BBQ - LAWLER PARK	1,336.50
				INV	CHECK LIGHTS - DOT BENNETT PK	82.50
				INV	REFIX HANGING LIGHT - MASONS GRD	143.00
				INV	REPAIR & CHECK LIGHTS - ALLEN PK	5,980.70
				INV	REPLACE LAMP - ROGERSON GARDENS	186.45
				INV	REPAIR LIGHTS - LAWLER PARK	3,194.40
				INV	REPLACE FUSE - TENNIS COURT	124.30
				<b>507.7675</b>	<b>Landgate - GRV</b>	
				INV	SCHEDULE VALUATIONS	312.29
				<b>507.8010</b>	<b>Corporate Express Australia Ltd</b>	
				INV	STATIONERY	106.72
				INV	STATIONERY	156.82
				<b>507.8240</b>	<b>Western Educting Service</b>	
				INV	JETT & EDUCTING JOHN XXIII 20/9/11	1,232.00





# CITY OF NEDLANDS

## All Payments 1/10/2011 to 31/10/2011

Database: LIVE

Page: 24

<u>Chq/Ref</u>	<u>Pavee</u>	<u>Date</u>	<u>Amount</u>	<u>Tran</u>	<u>Description</u>	<u>Amount</u>
				INV	JETT & EDUCTING JOHNXXIII 19/9/11	1,435.50
				INV	EDUCTING 19/9/11	723.80
				INV	EDUCTING 21/9/11	1,551.00
				<b>507.8242</b>	<b>West Metro Regional Council</b>	
				INV	WASTE DISPOSAL 26/9-30/9/11	18,500.33
				<b>507.860</b>	<b>Bunnings Group Limited</b>	
				INV	BUILDING SUPPLIES	158.59
				INV	STORAGE CONTAINER 32LT	18.36
				INV	BUILDING SUPPLIES	87.35
				INV	BUILDING SUPPLIES	132.20
				<b>507.897</b>	<b>Cabcharge Australia Limited</b>	
				INV	Cabcharge Service Fee	6.09
508	EFT TRANSFER: - 24/10/2011	24/10/2011	-80,891.53	<b>508.12079</b>	<b>COMPLETE PEST MANAGEMENT SERVICES</b>	
				INV	MONTHLY PEST INSPECTION-INTERNAL NCC	181.50
				INV	1/4LY PEST INSPECTION-EXTERNAL COLLEGE PK	181.50
				INV	MONTHLY PEST INSPECTION- INTERNAL NCC	181.50
				INV	1/4LY PEST INSPECTION-EXTERNAL NCC	181.50
				INV	1/4LY TERMITE ADMIN & JC SMITH	458.00
				<b>508.12212</b>	<b>PROTECTION 1 PTY LTD</b>	
				INV	MONITORING FEES - 1/10-31/12/11	85.80
				INV	MONITORING FEES - 1/10-31/12/11	726.01
				<b>508.12622</b>	<b>Charles Service Company</b>	
				INV	SEPT 11 - CLEANING	1,443.79
				<b>508.12765</b>	<b>PERTHWASTE PTY LTD</b>	
				INV	PURCHASE OF BIN STOCK QUADRANGLE PLACE	7,612.00
				INV	WATES DISPOSAL SEPT 11	40,701.44
				<b>508.13254</b>	<b>Murphy Painting &amp; Decorating</b>	
				INV	PAINTING - NEW TOILETS	2,745.00
				<b>508.13278</b>	<b>LANDFILL GAS AND POWER PTY LTD</b>	
				INV	ELECTRICITY 1/8-31/8/11 DEPOT	1,606.08
				INV	ELECTRICITY 1/8-31/8/11 MTC C/CNTR, LIB	1,247.16
				<b>508.13314</b>	<b>Sweepcare Australia</b>	
				INV	SWEEPING SVCS 5/9-8/10/11	16,790.80
				<b>508.13362</b>	<b>KWIK Pty Ltd</b>	
				INV	RELOCATE TOILES MTC OVAL TO COLLEGE PK	1,447.60
				<b>508.13384</b>	<b>Harvey Fresh</b>	
				INV	MILK SUPPLY 18/10/11	64.26
				<b>508.13508</b>	<b>Jude Ewen</b>	



# CITY OF NEDLANDS

## All Payments 1/10/2011 to 31/10/2011

Database: LIVE

Page: 25

<u>Chq/Ref</u>	<u>Pavce</u>	<u>Date</u>	<u>Amount</u>	<u>Tran</u>	<u>Description</u>	<u>Amount</u>
				INV	OCT 11 - FABRIC ART CLASSES	1,080.00
				<b>508.13727</b>	<b>Kim Stanley Medlen</b>	
				INV	SEPT 2011 GARDENING SVCES-HACC CLIENTS	1,425.00
				<b>508.760</b>	<b>Brealey Plumbing Service</b>	
				INV	REPLACE FLUSH PIPE HACKETT PLAY CNTR	715.00
				INV	PLUMBING ALLEN PARK LRW PAV	236.50
				INV	INSTALL NEW GAS STOVE-DRABBLE HSE	236.50
				INV	PLUMBING MAINT HWD BWL CLUB	429.00
				<b>508.860</b>	<b>Bunnings Group Limited</b>	
				INV	BUILDING SUPPLIES	77.74
				INV	BUILDING SUPPLIES	2.72
				INV	BUILDING SUPPLIES	19.55
				INV	BUILDING SUPPLIES	44.67
				INV	BUILDING SUPPLIES	13.48
				INV	BUILDING SUPPLIES	92.15
				INV	BUILDING SUPPLIES	55.42
				INV	BUILDING SUPPLIES	32.85
				INV	BUILDING SUPPLIES	294.41
				INV	BUILDING SUPPLIES	65.00
				INV	BUILDING SUPPLIES	40.56
				INV	BUILDING SUPPLIES	28.73
				INV	BUILDING SUPPLIES	23.72
				INV	BUILDING SUPPLIES	136.80
				INV	BUILDING SUPPLIES	20.17
				INV	BUILDING SUPPLIES	85.10
				INV	BUILDING SUPPLIES	7.17
				INV	BUILDING SUPPLIES	10.91
				INV	BUILDING SUPPLIES	64.44
509	EFT TRANSFER: -	27/10/2011	-382,190.71	<b>509.10141</b>	<b>SIGNATURE SECURITY GROUP</b>	
				INV	25/9/11 GUARD RESPONSE ADHOC-DEPOT	93.50
				<b>509.10405</b>	<b>White Eagle Commercial Cleaning</b>	
				INV	CLEANING 1/10-31/10/11	1,882.10
				<b>509.10994</b>	<b>Westside Fire Services</b>	
				INV	SCHEDULED SVC 1/9-30/11/11	302.50
				INV	SCHEDULED SVC 1/9-30/11/11	308.00
				<b>509.11295</b>	<b>ITT WATER &amp; WASTEWATER AUST LTD</b>	
				INV	INSTAL PUMP, GUIDE RAIL & ANTENNA BEATON PK	9,582.23
				<b>509.11410</b>	<b>Hays Specialist Recruitment (Aust)</b>	



# CITY OF NEDLANDS

## All Payments 1/10/2011 to 31/10/2011

Database: LIVE

Page: 26

<u>Chq/Ref</u>	<u>Pavee</u>	<u>Date</u>	<u>Amount</u>	<u>Tran</u>	<u>Description</u>	<u>Amount</u>
				INV	CASUAL STAFF - J SHERLOCK W/E 9/9/11	1,289.01
				INV	CASUAL STAFF - J SHERLOCK W/E 16/9/11	1,308.25
				<b>509.11577</b>	<b>BurkeAir Pty Ltd</b>	
				INV	MAINTENANCE SEPT 11	975.07
				<b>509.11994</b>	<b>Anstat Pty Ltd</b>	
				INV	FSANZ FOOD STANDARDS CD	519.75
				<b>509.12104</b>	<b>Cardiactive Pty Ltd</b>	
				INV	PATHOLOGY TEST - PSA	29.70
				<b>509.12212</b>	<b>PROTECTION 1 PTY LTD</b>	
				INV	MONITORING FEES COLLEGE PARK TENNIS 1/10-31/12/11	85.80
				<b>509.12413</b>	<b>Cannon Hygiene Australia Pty Ltd</b>	
				INV	SANITARY UNIT SVCE SEPT 11	1,086.85
				<b>509.12538</b>	<b>Wanda's Commercial Cleaning</b>	
				INV	SEPT 2011 CLEANING	7,315.00
				<b>509.12546</b>	<b>Greenway Enterprises</b>	
				INV	EQUIPMENT	887.20
				<b>509.12563</b>	<b>AZ Clear</b>	
				INV	REMOVE ASBESTOS 86 BEATRICE RD	308.00
				<b>509.12754</b>	<b>Armaguard</b>	
				INV	SECURITY DAILY TAKINGS	1,055.25
				<b>509.12762</b>	<b>Besam Australia Pty Ltd</b>	
				INV	SERVICE AUTO DOORS NED LIB	215.60
				<b>509.12765</b>	<b>PERTHWASTE PTY LTD</b>	
				INV	WASTE REMOVAL SVCS PRE PAY NOV 2011	80,100.66
				<b>509.12847</b>	<b>LANIER (AUSTRALIA) PTY LTD</b>	
				INV	COPIER/PRINTER LEASES TO 31/8/11	10,175.03
				<b>509.12951</b>	<b>Rainbow Mulch Australia</b>	
				INV	20 MTRS RED CHIP MULCH	1,452.00
				<b>509.12981</b>	<b>COUNTRY KITCHEN CATERING</b>	
				INV	CATERING - COMMITT MEETING 11/10/11	740.00
				<b>509.13123</b>	<b>TOLL PRIORITY</b>	
				INV	MAIL PICK UP & DELIVERY	335.92
				<b>509.13194</b>	<b>Aquarium Artists Australia Pty Ltd</b>	
				INV	SEP 2011 AQUARIUM MAINTENANCE	260.00
				<b>509.13254</b>	<b>Murphy Painting &amp; Decorating</b>	
				INV	PAINTING SVCS MTCCC	345.00
				<b>509.13381</b>	<b>Carrington's Traffic Services</b>	
				INV	TRAFFIC MGMT - UNDERWOOD AVE	1,386.30



# CITY OF NEDLANDS

## All Payments 1/10/2011 to 31/10/2011

Database: LIVE

Page: 27

<u>Chq/Ref</u>	<u>Pavee</u>	<u>Date</u>	<u>Amount</u>	<u>Tran</u>	<u>Description</u>	<u>Amount</u>
				INV	19/9-21/9/11 TRAFFIC MGMT	2,185.33
				<b>509.13412</b>	<b>QUICK CORPORATE AUSTRALIA</b>	
				INV	9XA4 BINDER LEVER ARCH	46.93
				<b>509.13489</b>	<b>Artcraft Pty Ltd</b>	
				INV	225X300 TOILET SIGN X2	61.60
				<b>509.13540</b>	<b>Mrs G R Poezyn</b>	
				INV	UNI REIMBURSEMENT - LAW 350 CIVIL PROCEDURE	1,210.40
				<b>509.13713</b>	<b>Kinetic Health Group Pty Ltd</b>	
				INV	PRE EMPLOY MEDICAL - S FLOATE	148.50
				<b>509.13715</b>	<b>VIP Security Industries Pty Ltd</b>	
				INV	SUPPLY & INSTAL ACCESS CONTROL - BEATON PK	5,817.90
				INV	SUPPLY & INSTAL ACCESS CONTROL - DAVID C RES	5,817.90
				INV	SUPPLY & INSTAL ACCESS CONTROL - SMYTH RD	4,387.90
				<b>509.13735</b>	<b>Information Proficiency</b>	
				INV	CASUAL STAFF - RECORDS 10/8-1/9/11- SANDY	9,328.00
				<b>509.13736</b>	<b>Neil Elliott-Cartoonist Illustrator</b>	
				INV	CARTOONING WORKSH 6X2HR	627.00
				<b>509.13760</b>	<b>GMC Print Pty Ltd</b>	
				INV	ENVELOPES - PLAIN & WINDOW FACED	1,512.50
				<b>509.13803</b>	<b>Snap Printing Northbridge</b>	
				INV	1100x PLACE CARDS - STUDIO ART	388.00
				INV	90X A5 BOOKLET COLOUR FOLDED	428.00
				<b>509.2685</b>	<b>GALLERY 360 PTY LTD</b>	
				INV	Framing & plaque for Mayor Sheryl Froese Portrait	600.00
				<b>509.4040</b>	<b>The Lane Bookshop</b>	
				INV	LOCAL STOCK RESOURCES N/LIB	39.96
				INV	LOCAL STOCK RESOURCES MTC/LIB	26.36
				INV	LOCAL STOCK RESOURCES N/LIB	39.92
				<b>509.4150</b>	<b>LO-GO Appointments</b>	
				INV	CASUAL STAFF - M KOCH W/E 8/10/11	2,121.49
				INV	CASUAL STAFF - M KOCH W/E 1/10/11	671.55
				INV	CASUAL STAFF M ROACH W/E 15/10/11	1,892.00
				<b>509.4500</b>	<b>McLeods Barristers &amp; Solicitors</b>	
				INV	MATTER 29941 - POTENTIAL DEFAMATORY ARTICLE	486.20
				INV	MATTER 30064 - 75 STIRLING HWY DILAP BLDG	1,128.93
				INV	MATTER 26462 COASTVIEW	614.24
				INV	MATTER 29272 - THROUGHFARES LOCAL LAWS	1,009.80
				INV	MATTER 30410 - 2 HYNES RD	278.64
				<b>509.4972</b>	<b>Neverfail Springwater Ltd</b>	



# CITY OF NEDLANDS

## All Payments 1/10/2011 to 31/10/2011

Database: LIVE

Page: 28

<u>Chq/Ref</u>	<u>Pavee</u>	<u>Date</u>	<u>Amount</u>	<u>Tran</u>	<u>Description</u>	<u>Amount</u>
				INV	SPRINGWATER N/LIB	352.00
				<b>509.5080</b>	<b>OCE AUSTRALIA LTD</b>	
				INV	2X 841MMX100M, 2X 594MMX100M BLK LBL + MAINT KIT	313.39
				INV	TONER SUPPLIES	2,027.85
				<b>509.5592</b>	<b>PLACER MANAGEMENT GROUP</b>	
				INV	CASUAL STAFF - L WALKER 9/10/11	2,061.58
				<b>509.7378</b>	<b>TRIPLE A CLEANING CO</b>	
				INV	WINDOW CLEANING MTC LIB	363.00
				INV	WINDOW CLEANING NED LIB	434.50
				<b>509.741</b>	<b>Boyan Electrical Services</b>	
				INV	REPLACE LAMP - 17 CALADENIA PDE	226.60
				INV	RELOCATED GPO MT CLAREMONT	124.30
				INV	REPLACE LIGHTS - COLLEGE PK	1,591.70
				INV	SUPPLY & INSTAL SENSOR LIGHT ALLEN PK	143.00
				INV	SUPPLY & INSTAL CIRCUIT - DRABBLE HOUSE	463.10
				INV	REMOVE POWER TEMP TOILET - MTC OVAL	171.60
				INV	TOILET LIGHTS - JOHN LECKIE	636.90
				INV	REPLCED TOILET LIGHT SWITCH - DEPOT	146.30
				INV	RCTY SWITCHBOARD/TOILET LGHT BRDG CL	482.90
				INV	REPAIR HOT WATER SYSTEM	82.50
				INV	CHG SWITCH ECTERNAL LIGHTS MTC OVAL	431.20
				INV	REPLCED FAULTY LAMP - DEPOT	248.60
				<b>509.760</b>	<b>Brealey Plumbing Service</b>	
				INV	CONNECT TOILETS & WATER JOHN LECKIE	4,654.10
				INV	SVC & REPLACE CISTERN NCC	154.00
				<b>509.7990</b>	<b>WA TREASURY CORPORATION</b>	
				INV	180 NOVEMBER 2011 LOAN REPAYMENT	183,065.83
				<b>509.8010</b>	<b>Corporate Express Australia Ltd</b>	
				INV	JASTEX BRUSH MAT 600X900	149.73
				<b>509.8242</b>	<b>West Metro Regional Council</b>	
				INV	WASTE DISPOSAL 3/10-7/10/11	19,079.91
				<b>509.860</b>	<b>Bunnings Group Limited</b>	
				INV	BUILDING SUPPLIES	23.97
				<b>509.880</b>	<b>Bunzl Limited</b>	
				INV	TOILET SUPPLIES	1,854.38
				<b>Total EFT</b>		<b>-\$1,744,343.01</b>




**CITY OF NEDLANDS**  
**All Payments 1/10/2011 to 31/10/2011**

Database: LIVE

Page: 29

<u>Chq/Ref</u>	<u>Pavee</u>	<u>Date</u>	<u>Amount</u>	<u>Tran</u>	<u>Description</u>	<u>Amount</u>
TOTAL PAYMENTS			<u><u>-\$2,018,383.65</u></u>			

<b>CP45.11</b>		<b>Delegation of Authority – Awards of Tenders during the Council Recess (File No. CRS/058)</b>  Council delegates to the Chief Executive Officer authority to determine tenders over the Christmas New Year recess up to a maximum of \$500,000.
<b>Proponent / Applicant</b>	City of Nedlands	
<b>Owner</b>	City of Nedlands	
<b>Officer</b>	Rajah Senathirajah, Manager Finance Services	
<b>Director</b>	Michael Cole Director Corporate Services	
<b>Director's Signature</b>		
<b>Date of Report</b>	17 November 2011	
<b>Previous Item No's</b>	None	
<b>Disclosure of Interest</b>	No officer involved in the preparation of this report had any interest which required it to be declared in accordance with the provisions of the <i>Local Government Act (1995)</i> .	

### Purpose

The purpose of this report is to seek approval to provide the CEO with delegated authority to award tenders during the Council recess.

### Recommendation To Committee

Council delegates to the Chief Executive Officer the authority to determine tenders in accordance with the *Local Government Act (Functions and General) Regulations 1996* over the Council recess to the Chief Executive Officer to award tenders to a maximum of \$500,000.

### Strategic Implications

The report is prepared in accordance with KFA Governance, to ensure that the processes of Local Government are delivered responsibly and in a transparent, consistent and accountable manner

In particular, Strategies 5.1 – Manage the City's resources in a sustainable and responsible manner and 5.6 - Ensure compliance with statutory requirements and guidelines.

## **Background**

The Chief Executive Officer has delegated authority to award tenders up to \$100,000.

The purpose of this report is to enable the Chief Executive Officer, in consultation with the Mayor, to award tenders on behalf of Council over the Christmas/New Year period.

A decision to award the tender is required as soon as possible to enable any works to be completed over the summer months. Holding back a decision until Council resumes in February 2012 could impact on the project concerned and a delegation of authority to the CEO is recommended.

## **Consultation**

Any decision to determine a tender over this period would only be made in consultation with the Mayor and the decision will be reported to the first meeting of Council in 2012.

## **Legislative Requirement**

*Section 5.42 of the Local Government Act 1995* allows Council to delegate functions to the Chief Executive Officer. *Section 5.43* does not permit Council to delegate authority to the Chief Executive Officer to award a tender above a limit set by Council.

## **Budget/Forward Financial Plan Implications**

The awarding of any tender will be made on the basis that adequate budget provision has been made.

## **Policy Implications**

Nil.

## **Discussion**

The last Ordinary Council meeting for 2011 is 13 December 2011 and the next meeting will not be until 24 February 2012.

While there are no tenders at this time, during the summer recess there may be a tender that requires attention.

In previous years Council has delegated to the Chief Executive Officer the authority to determine tenders on behalf of Council on the basis that he first consult with the Mayor and both persons are in agreement.



Decisions taken during the period 13 December 2011 to 24 February 2012 would be documented and reported to the first Ordinary Council meeting in 2012

**Conclusion**

An appropriate delegation of authority to the CEO for the determination of tenders over the Christmas/New Year recess is recommended.

**Attachments**

Not applicable.