

Corporate & Strategy Reports


Committee Consideration –10 July 2012
Council Resolution – 24 July 2012

Table of Contents

Item No.	Page No.
CP28.12 Monthly Financial Report – May 2012	2
CP29.12 Investment Report – May 2012.....	7
CP30.12 List of Accounts Paid – May 2012	10
CP31.12 Policy Review	12

CP28.12	Monthly Financial Report – May 2012
----------------	--------------------------------------------

Committee	10 July 2012
Council	24 July 2012

Applicant	City of Nedlands
Owner	City of Nedlands
Officer	Vanaja Jayaraman – A/Manager Finance
Director	Rajah Senathirajah – A/Director Corporate & Strategy
Director Signature	
File ref.	Fin/072-17
Previous Item No's	Nil
Disclosure of Interest	No officer involved in the preparation of this report had any interest which required it to be declared in accordance with the provisions of the <i>Local Government Act (1995)</i> .

Purpose

Administration is required to provide Council with a monthly financial report in accordance with *Regulation 34(1) of the Local Government (Financial Management) Regulations 1996*.

Recommendation to Committee

Council receives the Monthly Financial Report for May 2012. (Refer to Attachments)

Strategic Plan

KFA 5: Governance

5.6 – Ensure compliance with statutory requirements and guidelines.

This report will ensure the City meets its statutory requirements.

Background

Regulation 34(1) of the Local Government (Financial Management) Regulations 1996 requires a local government to prepare a monthly statement of financial activity reporting on the revenue and expenditure, as set out in the annual budget.

A statement of financial activity and any accompanying documents are to be presented to the Council at the next ordinary meeting of the Council following the end of the month to which the statement

relates, or to the next ordinary meeting of the council after that meeting.

In addition to the above and in accordance with *Regulation 34(5) of the Local Government (Financial Management) Regulations 1996*, each year Council is required to adopt a percentage or value to be used in the reporting of material variances. For this financial year the amount is \$10,000 or 10% whichever is the greater.

Proposal Detail

Not applicable.

Consultation

Required by legislation: Yes No

Required by City of Nedlands policy: Yes No

Legislation

The monthly financial management report meets the requirements of *Regulation 34(1) and 34(5) of the Local Government (Financial Management) Regulations 1996*.

Budget/Financial implications

As outlined in the Monthly Financial Report.

Risk Management

The monthly financial variance from the budget of each business unit is reviewed with the respective manager to identify the need for any remedial action. Significant variances are highlighted to Council in the Monthly Financial Report.

Discussion

This report covers the first eleven months of the 2011/12 Financial Year. The operating revenue at the end of the reporting period was \$25.79 million, which is 100% of the 2011/12 Revised Budget adopted by Council in March 2012. This indicates that operating revenue by the end of the financial year will be more than the Budget.

The total operating expenses at the end of the reporting period was \$22.98 million. This is 83% of the Revised Budget, which is below the pro-rata Revised Budget for the year.

The attached operating statement compares “Actual” with “Revised Budget” by Business Units.

Variations from the Revised Budget of revenue and expenses by Directorates are highlighted in the following paragraphs. It is to be noted that the Directorates in this report are as per the Revised Budget, but do not reflect the recent organisational changes.

Governance

Expenditure: Favourable variance of \$61,931
Revenue: Favourable variance of \$36,217

The favourable expenditure variance is due to delay in billings for staff recruitment expenses, and deferment of Special Projects in Human Resources Business Unit.

The favourable revenue variance is due to the invoicing of the Regional Trail Network costs to the other participating Councils.

Corporate Services

Expenditure: Favourable variance of \$ 466,301
Revenue: Favourable variance of \$ 340,245

The favourable expenditure variance is due to the savings in employee costs resulting from periods of unfilled vacancies in the Directorate, timing of ICT expenses and delay with projects.

The favourable revenue variance is due mainly to the improved yield from investments (Term Deposits), and an increase in parking fines.

Community and Strategy

Expenditure: Favourable variance of \$ 317,073
Revenue: Favourable revenue variance of \$ 95,403

The favourable expenditure variance is partly due to a drop in the provision of and the delay with projects.

The favourable revenue variance is due mainly to the receipt of the HACC final quarter grant received in April, and receipt of unbudgeted grants in the Community Development area.

Development Services

Expenditure: Favourable variance of \$ 1,064,113

Revenue: Unfavourable variance of \$ 36,812

The favourable expenditure variance is due to the change in timing of bulk waste collection, late receipt of invoices for other sanitation costs, the delay in the commencement of the operational activities of the natural areas, and town planning projects.

The unfavourable revenue variance is due mainly to the lower number of Town Planning and Building applications.

Technical Services

Expenditure: Favourable variance of \$ 725,078

Revenue: Favourable variance of \$ 21,433

The favourable expenses variance is mainly due to the timing difference between the Budget and actual of maintenance expenses of Parks & Reserves, as some of these works can only be done during the last quarter of the financial year. Un-filled vacant staff positions have also contributed to the favourable expenses variance.

The relatively small favourable revenue variance is due mainly to the profit on disposal of vehicles as part of the planned change over program.

Capital Works Programme

Infrastructure projects require detailed operational planning and mobilisation once they have been approved by Council. Community consultation has also proved to be very time consuming. Invariably very little physical work on the ground was carried out in the first half of the financial year. Thus at the end of May the expenses on new capital works were only \$6,133,621, which is 58% of the revised capital budget for the year. Work not completed this financial year will be carried forward to next year, together with the budgeted funds. These will be presented to Council for modifications to the adopted 2012/13 Budget after the 2011/12 accounts have been audited.

Grants for capital works received to date amount to \$656,562. The shortfall in grants received is related to the grant funded projects which cannot be completed this financial year.

Conclusion

The financial statements for the first eleven months indicate that operating expenses for the period were below the pro-rata Budget, indicating possible savings at the end of the financial year.

The operating revenue generated is approximately 100 % of the Budget, and is likely to exceed the Budget by the end of the financial year.

Attachments

1. Statement of Financial Activity by Directorates as at the end of May 2012
2. Net Current Assets as at 31 May 2012
3. Financial Summary (Operating) By Business Units as at 31 May 2012
4. Capital Works & Acquisitions as at 31 May 2012

CITY OF NEDLANDS
STATEMENT OF FINANCIAL ACTIVITY
BY DIRECTORATES
FOR THE PERIOD ENDED 31 MAY 2012

Note	Adopted Budget \$	Revised Budget \$	MAY YTD Budget \$	MAY YTD Actual \$	MAY YTD Variance \$	Variance %
Operating Income						
Governance	5,000	15,600	14,350	50,567	36,217	252%
Corporate Services	18,428,600	18,682,900	18,578,173	18,918,418	340,245	2%
Community Services	1,805,600	1,790,600	1,658,323	1,753,726	95,403	6%
Development Services	4,790,100	4,942,400	4,831,334	4,794,522	(36,812)	-1%
Technical Services	281,600	281,600	246,637	268,070	21,433	9%
	25,310,900	25,713,100	25,328,817	25,785,303	456,486	
Operating Expense						
Governance	(1,402,400)	(1,588,500)	(1,424,959)	(1,363,028)	61,931	-4%
Corporate Services	(1,520,300)	(1,494,400)	(1,419,779)	(953,478)	466,301	-33%
Community Services	(5,076,100)	(4,826,300)	(4,430,503)	(4,113,430)	317,073	-7%
Development Services	(9,030,400)	(9,172,401)	(8,484,212)	(7,420,099)	1,064,113	-13%
Technical Services	(10,681,500)	(10,691,500)	(9,852,507)	(9,127,429)	725,078	-7%
	(27,710,700)	(27,773,101)	(25,611,960)	(22,977,464)	2,634,496	
MAY Budget Balance						
Capital Income						
Grants Capital	2,393,200	2,393,200	0	656,562	1,736,638	
Proceeds from Disposal of Assets	286,000	286,000	0	363,676	(77,676)	
New Borrowings	2,200,000	2,200,000	0	2,200,000	0	
Transfer from Reserve	1,600,000	740,000	0	0	1,600,000	
	6,479,200	5,619,200	0	3,220,238	3,258,962	
Capital Expenditure						
Land & Buildings	(3,260,500)	(3,284,400)	0	(1,966,069)	(1,294,431)	
Plant & Equipment	(724,300)	(731,300)	0	(523,256)	(201,044)	
Furniture & Equipment	(325,300)	(371,400)	0	(127,810)	(197,490)	
Infrastructure	(5,822,700)	6,323,500	0	(3,516,487)	(2,306,213)	
Repayment of Debentures	(917,000)	(1,004,500)	0	(944,564)	27,564	
Transfer to Reserves	(800,000)	(800,000)	0	(262,669)	(537,331)	
	(11,849,800)	131,900	0	(7,340,855)	(4,508,945)	
Total Operating and Non-Operating	(7,770,400)	3,691,099	(283,143)	(1,312,778)	1,840,999	
Adjustment - Non Cash Items						
Depreciation	5,917,000	5,933,800	5,439,323	5,455,992	461,008	
Provisions / Other Accruals	0	0	0	2,179	(2,179)	
(Profit) on Sale of Assets	(69,000)	(69,000)	(51,750)	(68,945)	(55)	
Loss on Sale of Assets	30,000	30,000	30,000	7,892	22,108	
ADD - Surplus/(Deficit) 1 July b/f	1,920,900	3,256,200	0	3,256,200	(1,335,300)	
LESS - Surplus/(Deficit) 30 June c/f	36,500	203,100	0	7,340,540	(7,304,040)	
	7,762,400	8,947,900	5,417,573	1,312,778	6,449,622	

CITY OF NEDLANDS
NET CURRENT ASSETS
AS AT 30 APRIL 2012

	2011/12 YTD 31 MAY 12	2011/12 YTD 30 APRIL 12
Current Assets		
Cash at Bank	2,041,592	1,765,393
Cash Investments	12,507,756	14,985,950
Other Financial Assets	0	0
Debtors - Rates Receivable	563,198	665,283
Debtors - Other	448,848	347,236
Prepayments	0	0
Stock	17,800	27,023
	15,579,194	17,790,885
Current Liabilities		
Creditors	1,366,685	1,338,513
Payroll Deductions	0	0
Staff Provisions	1,053,977	1,048,191
Accruals and Provisions - General	0	0
Income in Advance	0	0
Borrowings	(27,553)	190,063
Other	351,817	351,805
	2,744,926	2,928,572
Net Current Assets	12,834,268	14,862,313
Less: Restricted Reserves	5,466,175	5,466,759
Add: Loan Repayment	(27,553)	190,063
	7,340,540	9,585,617

CITY OF NEDLANDS
FINANCIAL SUMMARY - OPERATING - BY BUSINESS UNIT
AS AT 31 MAY 2012

Master Accounts	May Actual YTD	May Budget YTD	Variance	Committed Balance	Annual Budget	Budget Available
Governance						
Governance						
Expense						
20420 Salaries - Governance	559,845	594,641	34,796	0	648,700	88,855
20421 Other Employee Costs - Governance	156,625	149,512	(7,113)	268	163,100	6,208
20423 Office - Governance	18,901	15,587	(3,314)	4,403	17,000	(6,304)
20424 Motor Vehicles - Governance	11,256	14,850	3,594	0	16,200	4,944
20425 Depreciation - Governance	62,347	62,337	(10)	0	68,000	5,653
20427 Finance - Governance	138,875	138,875	0	0	151,500	12,625
20428 Insurance - Governance	69,022	59,600	(9,422)	0	59,600	(9,422)
20430 Other - Governance	61,420	64,163	2,743	8,274	70,000	306
20434 Professional Fees - Governance	73,960	56,663	(17,297)	16,275	60,000	(30,235)
20450 Special Projects - Governance	32,197	20,000	(12,197)	46,769	20,000	(58,966)
Expense Total	1,184,449	1,176,228	(8,221)	75,989	1,274,100	13,663
Income						
50410 Sundry Income - Governance	(40,555)	(14,350)	26,205	0	(15,600)	24,955
Income Total	(40,555)	(14,350)	26,205	0	(15,600)	24,955
Total	1,143,894	1,161,878	17,984	75,989	1,258,500	38,618
Governance Total	1,143,894	1,161,878	17,984	75,989	1,258,500	38,618
Human Resources						
Expense						
20520 Salaries - HR	171,525	171,413	(112)	0	187,000	15,475
20521 Other Employee Costs - HR	91,829	81,675	(10,154)	9,985	89,100	(12,715)
20522 Staff Recruitment - HR	98,466	147,999	49,533	25,072	171,000	47,462
20523 Office - HR	14,554	19,099	4,545	0	19,600	5,046
20524 Motor Vehicles - HR	11,985	11,462	(523)	0	12,500	515
20525 Depreciation - HR	985	1,100	115	0	1,200	215
20527 Finance - HR	(462,642)	(462,641)	1	0	(504,700)	(42,058)
20530 Other - HR	801	0	(801)	4,000	1,800	(3,001)
20534 Professional Fees - HR	1,050	0	(1,050)	4,364	37,500	32,086
20550 Special Projects - HR	0	22,913	22,913	0	25,000	25,000
Expense Total	(71,445)	(6,980)	64,465	43,421	40,000	68,025
Income						
50510 Ctrb'n Rmbrs & Donation OPER - HR	(10,012)	0	10,012	0	0	10,012
Income Total	(10,012)	0	10,012	0	0	10,012
Total	(81,457)	(6,980)	74,477	43,421	40,000	78,036
Human Resources Total	(81,457)	(6,980)	74,477	43,421	40,000	78,036
Members Of Council						
Expense						
20323 Office - MOC	4,408	2,288	(2,120)	929	2,500	(2,837)
20325 Depreciation - MOC	194	187	(7)	0	200	6
20329 Members of Council - MOC	240,159	249,573	9,414	7,917	267,700	19,624
20330 Other - MOC	5,263	3,663	(1,600)	471	4,000	(1,734)
Expense Total	250,024	255,711	5,687	9,317	274,400	15,059
Total	250,024	255,711	5,687	9,317	274,400	15,059
Members Of Council Total	250,024	255,711	5,687	9,317	274,400	15,059
Governance Total	1,312,461	1,410,609	98,148	128,726	1,572,900	131,713
Corporate Services						
Corporate Services						
Corporate Services						
Expense						
21220 Salaries - Corporate Services	91,651	88,913	(2,738)	0	97,000	5,349
21221 Other Employee Costs - Corporate Services	24,910	21,186	(3,724)	376	23,100	(2,186)
21223 Office Corporate Service	783	837	54	0	900	117
21224 Motor Vehicles - Corporate Service	9,491	11,825	2,334	0	12,900	3,409
21235 ICT Expenses - Corporate Service	0	0	0	0	0	0
21250 Special Projects - Corporate Service	9,156	65,000	55,844	49,215	65,000	6,629
Expense Total	135,990	187,761	51,771	49,591	198,900	13,318

Corporate Services Total		135,990	187,761	51,771	49,591	198,900	13,318
Customer Services							
Expense							
21320	Salaries - Customer Service	173,136	177,642	4,506	0	193,800	20,664
21321	Other Employee Costs - Customer Service	22,600	21,087	(1,513)	915	23,000	(515)
21323	Office - Customer Service	4,562	4,937	375	3,661	5,200	(3,022)
21325	Depreciation - Customer Service	248	275	28	0	300	53
21327	Finance - Customer Service	(202,950)	(202,950)	0	0	(221,400)	(18,450)
21330	Other - Customer Service	0	3,762	3,762	0	4,100	4,100
Expense Total		(2,404)	4,753	7,157	4,575	5,000	2,829
Customer Services Total		(2,404)	4,753	7,157	4,575	5,000	2,829
ICT							
Expense							
21720	Salaries - ICT	156,805	142,367	(14,438)	0	154,300	(2,505)
21721	Other Employee Costs - ICT	17,721	26,854	9,133	5,488	29,300	6,091
21723	Office - ICT	5,777	5,500	(277)	0	6,000	223
21725	Depreciation - ICT	123,102	162,613	39,511	0	177,400	54,298
21727	Finance - ICT	(1,041,883)	(1,041,879)	4	0	(1,136,600)	(94,717)
21730	Other - ICT	0	913	913	1,117	1,000	(117)
21734	Professional Fees - ICT	185	1,002	817	0	1,000	815
21735	ICT Expenses - ICT	469,599	544,890	75,291	135,235	585,600	(19,233)
Expense Total		(268,695)	(157,740)	110,955	141,840	(182,000)	(55,145)
ICT Total		(268,695)	(157,740)	110,955	141,840	(182,000)	(55,145)
Ranger Services							
Expense							
21120	Salaries - Ranger Services	321,589	319,761	(1,828)	0	346,800	25,211
21121	Other Employee Costs - Ranger Services	47,873	55,352	7,479	2,308	60,400	10,219
21123	Office - Ranger Services	11,265	19,387	8,122	2,265	21,100	7,570
21124	Motor Vehicles - Ranger Services	41,383	58,663	17,280	0	64,000	22,617
21125	Depreciation - Ranger Services	37,838	31,438	(6,400)	0	34,300	(3,538)
21127	Finance - Ranger Services	128,978	128,238	(740)	0	139,900	10,922
21130	Other - Ranger Services	59,782	74,375	14,593	4,922	78,000	13,296
21134	Professional Fees - Ranger Services	4,240	3,750	(490)	2,571	5,000	(1,811)
21135	ICT Expenses - Ranger Services	4,125	9,863	5,738	0	10,400	6,275
21137	Donations - Ranger Services	1,000	1,500	500	0	1,500	500
21150	Special Projects - Ranger Services	23,100	40,000	16,900	4,545	40,000	12,354
Expense Total		681,173	742,327	61,154	16,612	801,400	103,615
Income							
51101	Fees & Charges - Ranger Services	(32,738)	(29,687)	3,051	0	(31,700)	1,038
51106	Contrib'n Reim & Donations Oper - Rangers Services	(20,821)	(15,763)	5,058	0	(17,200)	3,621
51110	Sundry Income - Ranger Services	(109)	(1,500)	(1,391)	0	(1,500)	(1,391)
51111	Fines & Penalties - Rangers Services	(283,896)	(192,225)	91,671	0	(209,200)	74,696
Income Total		(337,565)	(239,175)	98,390	0	(259,600)	77,965
Ranger Services Total		343,608	503,152	159,544	16,612	541,800	181,580
Records							
Expense							
22020	Salaries - Records	152,883	149,050	(3,833)	0	162,600	9,717
22021	Other Employee Costs - Records	20,279	33,825	13,546	13,935	36,900	2,686
22023	Office - Records	276	402	126	0	400	124
22025	Depreciation - Records	248	275	28	0	300	53
22027	Finance - Records	(287,558)	(287,562)	(4)	0	(313,700)	(26,142)
22030	Other - Records	13,335	19,587	6,252	3,534	21,000	4,131
22034	Professional Fees - Records	4,200	5,587	1,387	3,525	7,000	(725)
22035	ICT Expenses - Records	26,656	55,924	29,268	10,572	60,500	23,272
22050	Special Projects - Records	5,240	16,500	11,260	0	22,000	16,760
Expense Total		(64,443)	(6,412)	58,031	31,566	(3,000)	29,877
Income							
52001	Fees & Charges - Records	(774)	(913)	(139)	0	(1,000)	(226)
Income Total		(774)	(913)	(139)	0	(1,000)	(226)
Records Total		(65,217)	(7,325)	57,892	31,566	(4,000)	29,651
Corporate Services Total		143,283	530,601	387,318	244,185	559,700	172,232
Finance							
General Finance							
Expense							
21420	Salaries - Finance	456,336	471,529	15,193	0	514,400	58,064
21421	Other Employee Costs - Finance	88,599	77,000	(11,599)	750	84,000	(5,349)
21423	Office - Finance	115,371	130,515	15,144	13,630	142,400	13,400
21424	Motor Vehicles - Finance	9,904	12,188	2,284	0	13,300	3,396

21425	Depreciation - Finance	7,868	7,612	(256)	0	8,300	432
21426	Utility - Finance	5,755	5,962	207	0	6,500	745
21427	Finance - Finance	(815,302)	(804,191)	11,111	3,030	(877,300)	(65,028)
21428	Insurance - Finance	14,649	1,400	(13,249)	0	1,400	(13,249)
21430	Other - Finance	494	1,837	1,343	2,551	2,000	(1,045)
21434	Professional Fees - Finance	33,756	57,500	23,744	3,026	65,000	28,218
21435	ICT Expenses - Finance	0	13,750	13,750	0	15,000	15,000
21450	Special Projects - Finance	795	10,000	9,205	0	10,000	9,205
Expense Total		(81,775)	(14,898)	66,877	22,986	(15,000)	43,788
Income							
51401	Fees & Charges - Finance	(70,244)	(65,087)	5,157	0	(69,000)	1,244
51410	Sundry Income - Finance	(67,916)	(30,921)	36,995	0	(32,400)	35,516
Income Total		(138,161)	(96,008)	42,153	0	(101,400)	36,761
General Finance Total		(219,935)	(110,906)	109,029	22,986	(116,400)	80,549
General Purpose							
Expense							
21631	Interest - General Purpose	300,610	387,800	87,190	0	387,800	87,190
Expense Total		300,610	387,800	87,190	0	387,800	87,190
Income							
51602	Service Charges - General Purpose	(27)	0	27	0	0	27
51604	Grants Operating - General Purpose	(554,507)	(559,900)	(5,393)	0	(559,900)	(5,393)
51606	Contrib'n Reim & Donations Oper - General Purpose	0	(4,587)	(4,587)	0	(5,000)	(5,000)
51607	Interest - General Purpose	(986,668)	(811,253)	175,415	0	(885,000)	101,668
51610	Sundry Income - General Purpose	(20)	0	20	0	0	20
Income Total		(1,541,222)	(1,375,740)	165,482	0	(1,449,900)	91,322
General Purpose Total		(1,240,612)	(987,940)	252,672	0	(1,062,100)	178,512
Rates							
Expense							
21920	Salaries - Rates	46,574	52,712	6,138	0	57,500	10,926
21921	Other Employee Costs - Rates	3,775	5,874	2,099	0	6,400	2,625
21927	Finance - Rates	92,566	79,200	(13,366)	0	86,400	(6,166)
21930	Other - Rates	21,115	22,913	1,798	0	25,000	3,885
21934	Professional Fees - Rates	10,734	23,826	13,092	1,168	26,000	14,098
Expense Total		174,764	184,525	9,761	1,168	201,300	25,368
Income							
51908	Rates - Rates	(16,900,697)	(16,866,337)	34,360	0	(16,871,000)	29,697
Income Total		(16,900,697)	(16,866,337)	34,360	0	(16,871,000)	29,697
Rates Total		(16,725,933)	(16,681,812)	44,121	1,168	(16,669,700)	55,065
Shared Services							
Expense							
21523	Office - Shared Services	53,986	55,000	1,014	5,879	60,000	135
21534	Professional Fees - Shared Services	24,271	36,663	12,392	0	40,000	15,729
Expense Total		78,257	91,663	13,406	5,879	100,000	15,864
Shared Services Total		78,257	91,663	13,406	5,879	100,000	15,864
Finance Total		(18,108,223)	(17,688,995)	419,228	30,033	(17,748,200)	329,990
Corporate Services Total		(17,964,940)	(17,158,394)	806,546	274,218	(17,188,500)	502,222

Community & Strategy

Community Development

Community Development

Expense

28120	Salaries - Community Development	238,177	240,140	1,963	0	260,200	22,022
28121	Other Employee Costs - Community Development	32,870	32,274	(596)	1,948	35,200	382
28123	Office - Community Development	2,695	1,837	(858)	110	2,000	(805)
28124	Motor Vehicles - Community Development	32	0	(32)	0	0	(32)
28125	Depreciation - Community Development	6,989	7,612	623	0	8,300	1,311
28127	Finance - Community Development	94,967	94,963	(4)	0	103,600	8,633
28130	Other - Community Development	4,601	6,875	2,274	2,574	7,500	325
28137	Donations - Community Development	133,225	132,500	(725)	1,591	132,900	(1,916)
28151	Operational Activities - Community Development	85,687	106,751	21,064	5,344	113,800	22,769
28152	Community Visioning	15,817	17,000	1,183	0	17,000	1,183
29320	Salaries - Volunteer Services VRC	54,945	52,618	(2,327)	0	57,000	2,055
29321	Other Employee Cost - Volunteer Services VRC	1,663	5,423	3,760	145	5,900	4,092
29323	Office - Volunteer Services VRC	625	2,039	1,414	65	2,600	1,910
29327	Finance - Volunteer Services VRC	15,950	15,950	0	0	17,400	1,450
29328	Insurance - Volunteer Services VRC	0	700	700	0	700	700
29330	Other - Volunteer Services VRC	4,787	9,000	4,213	2,477	14,300	7,036
29335	ICT Expenses - Volunteer Services VRC	375	0	(375)	0	0	(375)

Expense Total		693,404	725,682	32,278	14,255	778,400	70,741
Income							
58101	Fees & Charges - Community Development	(4,992)	0	4,992	0	(5,400)	(408)
58104	Grants Operating - Community Development	(51,077)	(9,000)	42,077	0	(22,000)	29,077
58105	Community Development Income	0	0	0	0	0	0
58106	Contrib'n & Donation OPRL - Community Development	(2,100)	0	2,100	0	0	2,100
58110	Sundry Income - Community Development	(5,300)	0	5,300	0	0	5,300
59304	Grants Operating - Volunteer Services VRC	(29,448)	(26,000)	3,448	0	(26,000)	3,448
Income Total		(92,917)	(35,000)	57,917	0	(53,400)	39,517
Community Development Total		600,487	690,682	90,195	14,255	725,000	110,258
Community Facilities							
Expense							
28251	Operational Activities - Community Facilities	0	0	0	0	0	0
28252	Finance - Community Facilities	365	0	(365)	0	0	(365)
Expense Total		365	0	(365)	0	0	(365)
Income							
58201	Fees & Charges - Community Facilities	(9,294)	(9,163)	131	0	(10,000)	(706)
58206	Contrib'n Reim & Donation Op -Community Facilities	(10,853)	(27,500)	(16,647)	0	(30,000)	(19,147)
58209	Council Property - Community Facilities	(134,172)	(146,760)	(12,588)	0	(159,500)	(25,328)
Income Total		(154,319)	(183,423)	(29,104)	0	(199,500)	(45,181)
Community Facilities Total		(153,955)	(183,423)	(29,468)	0	(199,500)	(45,545)
Tresillian							
Expense							
29120	Salaries - Tresillian CC	134,310	125,849	(8,461)	0	136,400	2,090
29121	Other Employee Costs - Tresillian CC	17,529	17,149	(380)	0	18,700	1,171
29123	Office - Tresillian CC	8,148	8,562	414	5,432	8,700	(4,880)
29125	Depreciation - Tresillian CC	6,307	7,887	1,580	0	8,600	2,293
29126	Utility - Tresillian CC	8,543	11,096	2,553	0	12,800	4,257
29127	Finance - Tresillian CC	80,419	81,962	1,543	0	88,500	8,081
29130	Other - Tresillian CC	50,182	61,003	10,821	2,634	61,000	8,184
29135	ICT Expenses - Tresillian CC	1,671	7,648	5,977	560	7,800	5,569
29136	Courses - Tresillian CC	112,440	120,500	8,060	12,288	120,500	(4,228)
Expense Total		419,550	441,656	22,106	20,913	463,000	22,537
Income							
59101	Fees & Charges - Tresillian CC	(264,169)	(262,211)	1,958	0	(265,200)	(1,031)
59104	Grants Operating - Tresillian CC	(5,000)	(5,000)	0	0	(5,000)	0
59109	Council Property - Tresillian CC	(26,704)	(22,187)	4,517	0	(24,200)	2,504
59110	Sundry Income - Tresillian CC	(896)	(913)	(17)	0	(1,000)	(104)
Income Total		(296,768)	(290,311)	6,457	0	(295,400)	1,368
Tresillian Total		122,781	151,345	28,564	20,913	167,600	23,906
Community Development Total		569,313	658,604	89,291	35,168	693,100	88,618
Community Service Centres							
Library Services							
Expense							
28521	Other Employee Costs - Mt Claremont Library	14	0	(14)	0	0	(14)
28523	Office - Mt Claremont Library	12,319	20,625	8,306	5,557	22,500	4,623
28525	Depreciation - Mt Claremont Library	4,371	4,950	579	0	5,400	1,029
28526	Utility - Mt Claremont Library	5,002	6,325	1,323	0	6,900	1,898
28530	Other - Mt Claremont Library	19,514	23,463	3,949	2,371	25,600	3,715
28535	ICT Expenses - Mt Claremont Library	10,749	19,862	9,113	61	20,300	9,489
28720	Salaries - Library Services	567,702	598,205	30,503	0	652,600	84,898
28721	Other Employee Costs - Library Services	77,221	79,299	2,078	227	86,500	9,052
28723	Office - Nedlands Library	31,855	50,611	18,756	10,007	55,200	13,338
28724	Motor Vehicles - Nedlands Library	9,090	10,175	1,085	0	11,100	2,010
28725	Depreciation - Nedlands Library	14,307	25,212	10,905	0	27,500	13,193
28726	Utility - Nedlands Library	21,669	24,838	3,169	0	27,100	5,431
28727	Finance - Nedlands Library	306,900	306,900	0	0	334,800	27,900
28730	Other - Nedlands Library	62,216	81,950	19,734	20,180	89,400	7,004
28731	Grants Expenditure - Nedlands Library	0	1,826	1,826	0	2,000	2,000
28734	Professional Fees - Nedlands Library	750	1,188	438	250	1,300	300
28735	ICT Expenses - Nedlands Library	30,619	46,811	16,192	1,139	49,600	17,842
28750	Special Projects - Nedlands Library	2,452	6,413	3,961	1,068	7,000	3,480
Expense Total		1,176,751	1,308,653	131,902	40,860	1,424,800	207,189
Income							
58501	Fees & Charges - Mt Claremont Library	(372)	(462)	(90)	0	(500)	(128)
58510	Sundry Income - Mt Claremont Library	(15)	(88)	(73)	0	(100)	(85)
58511	Fines & Penalties - Mt Claremont Library	(958)	(638)	320	0	(700)	258
58701	Fees & Charges - Nedland Library	(4,852)	(4,125)	727	0	(4,500)	352

58704	Grants Operating - Nedlands Library	0	(1,826)	(1,826)	0	(2,000)	(2,000)
58710	Sundry Income - Nedlands Library	(5,179)	(5,038)	141	0	(5,500)	(321)
58711	Fines & Penalties - Nedlands Library	(5,757)	(4,125)	1,632	0	(4,500)	1,257
Income Total		(17,132)	(16,302)	830	0	(17,800)	(668)
Library Services Total		1,159,618	1,292,351	132,733	40,860	1,407,000	206,521
Nedlands Community Care							
Expense							
28620	Salaries - NCC	95	0	(95)	0	0	(95)
28621	Other Employee Costs - NCC	7,342	0	(7,342)	0	0	(7,342)
28623	Office - NCC	915	0	(915)	0	0	(915)
28625	Depreciation - NCC	3,027	0	(3,027)	0	0	(3,027)
28626	Utility - NCC	1,819	0	(1,819)	0	0	(1,819)
28664	Hacc Unit Cost - NCC	830,727	914,796	84,069	66,150	1,000,200	103,322
Expense Total		843,926	914,796	70,870	66,150	1,000,200	90,124
Income							
58601	Fees & Charges - NCC	(71,838)	(91,674)	(19,836)	0	(100,000)	(28,162)
58604	Grants Operating - NCC	(874,953)	(794,299)	80,654	0	(866,500)	8,453
58610	Sundry Income - NCC	0	(2,000)	(2,000)	0	(2,000)	(2,000)
58615	Profit On Sale of Fixed Assets - NCC	(2,886)	0	2,886	0	0	2,886
Income Total		(949,677)	(887,973)	61,704	0	(968,500)	(18,823)
Nedlands Community Care Total		(105,751)	26,823	132,574	66,150	31,700	71,301
Point Resolution Occasional Care							
Expense							
28820	Salaries - Point Resolution	230,732	246,213	15,481	0	268,600	37,868
28821	Other Employee Costs - Point Resolution	25,970	24,192	(1,778)	0	26,400	430
28823	Office - Point Resolution	4,926	5,576	650	445	6,300	929
28825	Depreciation - Point Resolution	1,472	1,463	(9)	0	1,600	128
28826	Utility - Point Resolution	5,322	3,487	(1,835)	1,254	3,800	(2,777)
28827	Finance - Point Resolution	55,367	55,363	(4)	0	60,400	5,033
28830	Other - Point Resolution	22,085	14,663	(7,422)	7,210	16,000	(13,295)
28835	ICT Expenses - Point Resolution	0	3,201	3,201	0	3,500	3,500
Expense Total		345,875	354,158	8,283	8,910	386,600	31,815
Income							
58801	Fees & Charges - Point Resolution	(238,479)	(241,312)	(2,833)	0	(252,000)	(13,521)
Income Total		(238,479)	(241,312)	(2,833)	0	(252,000)	(13,521)
Point Resolution Occasional Care Total		107,396	112,846	5,450	8,910	134,600	18,294
Volunteer Services							
Expense							
29220	Salaries - Volunteer Services NVS	19,389	26,211	6,822	0	28,400	9,011
29221	Other Employee Costs - Volunteer Services NVS	668	3,850	3,182	0	4,200	3,532
29223	Office - Volunteer Services NVS	1,434	2,761	1,327	1,163	3,000	403
29227	Finance - Volunteer Services NVS	23,100	23,100	0	0	25,200	2,100
29228	Insurance - Volunteer Services NVS	0	1,738	1,738	0	1,900	1,900
29230	Other - Volunteer Services NVS	1,423	2,112	689	763	2,300	114
29235	ICT Expenses - Volunteer Services NVS	0	363	363	0	400	400
Expense Total		46,015	60,135	14,120	1,926	65,400	17,460
Volunteer Services Total		46,015	60,135	14,120	1,926	65,400	17,460
Community Service Centres Total		1,207,278	1,492,155	284,877	117,846	1,638,700	313,576
Community Services Administration							
Community Services Administration							
Expense							
28420	Salaries - Community Services Administration	213,315	193,022	(20,293)	0	211,300	(2,015)
28421	Other Employee Costs - Community Services Admin	71,809	78,950	7,141	1,580	86,400	13,011
28423	Office - Community Services Administration	2,535	0	(2,535)	363	9,000	6,102
28424	Motor Vehicles - Community Services Administration	33,942	31,075	(2,867)	0	33,900	(42)
28425	Depreciation - Community Services Administration	439	462	23	0	500	61
28427	Finance - Community Services Administration	84,883	84,887	4	0	92,600	7,717
28430	Other - Community Services Administration	637	0	(637)	0	1,000	363
28434	Professional Fees - Community Services Admin	3,608	0	(3,608)	170	4,000	222
28435	ICT Expenses - Community Services Administration	0	0	0	0	6,300	6,300
28437	Donations - Community Services Administration	13,493	30,388	16,895	7,103	33,300	12,704
28450	Special Projects - Community Services Admin	1,420	4,002	2,582	975	4,000	1,605
Expense Total		426,082	422,786	(3,296)	10,191	482,300	46,027
Income							
58420	Positive Ageing Revenue	(4,434)	(4,002)	432	0	(4,000)	434
Income Total		(4,434)	(4,002)	432	0	(4,000)	434
Community Services Administration Total		421,649	418,784	(2,865)	10,191	478,300	46,460
Community Services Administration Total		421,649	418,784	(2,865)	10,191	478,300	46,460

Support and Media							
Support and Media							
Expense							
28320	Salaries - Marketing & Communications	57,968	70,400	12,432	0	76,800	18,832
28323	Office - Marketing & Communications	48,286	53,163	4,877	4,430	58,000	5,284
28325	Depreciation - Marketing & Communications	439	462	23	0	500	61
28327	Finance - Marketing & Communications	35,108	35,112	4	0	38,300	3,192
28330	Other - Marketing & Communications	12,806	11,000	(1,806)	4,882	12,000	(5,688)
28334	Professional Fees - Marketing & Communications	0	10,000	10,000	0	10,000	10,000
28350	Special Projects - Marketing & Communications	6,855	22,500	15,645	21,818	30,000	1,327
Expense Total		161,464	202,637	41,173	31,130	225,600	33,006
Support and Media Total		161,464	202,637	41,173	31,130	225,600	33,006
Support and Media Total		161,464	202,637	41,173	31,130	225,600	33,006
Community & Strategy Total		2,359,704	2,772,180	412,476	194,335	3,035,700	481,661

Development Services							
Property Services							
Council Buildings							
Expense							
24120	Salaries - Council Buildings	149,240	157,693	8,453	0	170,900	21,660
24121	Other Employee Costs - Council Buildings	20,587	23,573	2,986	679	25,700	4,434
24123	Office - Council Buildings	1,947	3,500	1,553	0	3,500	1,553
24124	Motor Vehicles - Council Buildings	33,410	30,437	(2,973)	0	33,200	(210)
24125	Depreciation - Council Buildings	420,422	330,091	(90,331)	0	360,100	(60,322)
24126	Utility - Council Buildings	7	0	(7)	0	0	(7)
24127	Finance - Council Buildings	111,100	111,100	0	0	121,200	10,100
24128	Insurance - Council Buildings	(1,694)	6,000	7,694	0	6,000	7,694
24130	Other - Council Buildings	1,136	6,000	4,864	722	6,000	4,142
24133	Building - Council Buildings	1,075,569	906,905	(168,664)	56,412	981,801	(150,180)
24134	Professional Fees - Council Buildings	0	0	0	11,154	0	(11,154)
Expense Total		1,811,724	1,575,299	(236,425)	68,967	1,708,401	(172,290)
Income							
54109	Council Property - Council Buildings	(144,418)	(133,341)	11,077	0	(150,000)	(5,582)
Income Total		(144,418)	(133,341)	11,077	0	(150,000)	(5,582)
Council Buildings Total		1,667,305	1,441,958	(225,347)	68,967	1,558,401	(177,872)
Property Services							
Expense							
24420	Salaries - Property Services	305,179	334,088	28,909	2,362	362,000	54,459
24421	Other Employee Costs - Property Services	60,748	60,852	104	1,607	66,400	4,044
24423	Office - Property Services	11,538	14,800	3,262	573	14,800	2,689
24424	Motor Vehicles - Property Services	19,257	20,812	1,555	0	22,700	3,443
24425	Depreciation - Property Services	398	275	(123)	0	300	(98)
24427	Finance - Property Services	165,698	168,537	2,839	0	183,400	17,702
24430	Other - Property Services	1,007	3,500	2,493	2,009	3,500	484
24434	Professional Fees - Property Services	96,896	150,000	53,104	8,758	150,000	44,346
Expense Total		660,722	752,864	92,142	15,309	803,100	127,069
Income							
54401	Fees & Charges - Property Services	(447,884)	(475,416)	(27,532)	0	(515,000)	(67,116)
54410	Sundry Income - Property Services	(12,816)	(12,000)	816	0	(12,000)	816
54411	Fines & Penalties - Property Services	(65,418)	(10,000)	55,418	0	(10,000)	55,418
Income Total		(526,118)	(497,416)	28,702	0	(537,000)	(10,882)
Property Services Total		134,604	255,448	120,844	15,309	266,100	116,187
Property Services Total		1,801,909	1,697,406	(104,503)	84,277	1,824,501	(61,685)

Sustainable Nedlands							
Environmental Health							
Expense							
24638	Operational Activities - Sust & Environ	24,162	8,000	(16,162)	15,277	8,000	(31,439)
24720	Salaries - Environmental Health	185,780	184,525	(1,255)	0	201,300	15,520
24721	Other Employee Costs - Environmental Health	23,334	26,488	3,154	938	28,900	4,628
24722	Staff Recruitment - Environmental Health	0	500	500	0	500	500
24723	Office - Environmental Health	1,941	3,100	1,159	726	3,100	434
24725	Depreciation - Environmental Health	4,455	1,925	(2,530)	0	2,100	(2,355)
24727	Finance - Environmental Health	68,933	68,937	4	0	75,200	6,267
24730	Other - Environmental Health	2,275	39,600	37,325	19,916	39,600	17,408
24734	Professional Fees - Environmental Health	2,704	0	(2,704)	0	0	(2,704)
24751	Operational Activities - Environmental Health	26,461	81,576	55,115	943	89,000	61,596
Expense Total		340,046	414,651	74,605	37,801	447,700	69,854
Income							

54701	Fees & Charges - Environmental Health	(44,480)	(49,999)	(5,519)	0	(50,000)	(5,520)
54710	Sundry Income - Environmental Health	(4,050)	0	4,050	0	(5,000)	(950)
54711	Fines & Penalties - Environmental Health	0	0	0	0	0	0
Income Total		(48,530)	(49,999)	(1,469)	0	(55,000)	(6,470)
Environmental Health Total		291,516	364,652	73,136	37,801	392,700	63,383
Natural Areas							
Expense							
24221	Other Employee Costs - Natural Areas	160	6,413	6,253	0	7,000	6,840
24223	Office - Natural Areas	23	1,463	1,440	0	1,600	1,577
24227	Finance - Natural Areas	35,567	35,563	(4)	0	38,800	3,233
24230	Other - Natural Areas	0	1,837	1,837	0	2,000	2,000
24237	Donations - Natural Areas	1,050	0	(1,050)	0	0	(1,050)
24251	Operational Activities - Natural Areas	391,197	590,019	198,822	177,861	602,100	33,042
Expense Total		427,997	635,295	207,298	177,861	651,500	45,642
Income							
54204	Grants Operating - Natural Areas	(70,261)	(91,000)	(20,739)	0	(91,000)	(20,739)
54210	Sundry Income - Natural Areas	(60)	(4,312)	(4,252)	0	(4,700)	(4,640)
Income Total		(70,321)	(95,312)	(24,991)	0	(95,700)	(25,379)
Natural Areas Total		357,676	539,983	182,307	177,861	555,800	20,263
Sanitation							
Expense							
24520	Salaries - Sanitation	203,498	243,082	39,584	0	263,500	60,002
24521	Other Employee Costs - Sanitation	10,670	25,850	15,180	0	28,200	17,530
24523	Office - Sanitation	1,181	0	(1,181)	0	0	(1,181)
24525	Depreciation - Sanitation	83,085	83,050	(35)	0	90,600	7,515
24527	Finance - Sanitation	180,183	180,125	(58)	0	196,500	16,318
24530	Other - Sanitation	44	0	(44)	0	0	(44)
24538	Purchase of Product - Sanitation	6,209	0	(6,209)	1,562	0	(7,771)
24552	Residential Kerbside - Sanitation	1,814,408	2,076,892	262,484	105,621	2,265,700	345,671
24553	Residential Bulk - Sanitation	177,074	403,000	225,926	199,980	417,000	39,946
24554	Commercial - Sanitation	90,405	115,500	25,095	5,332	126,000	30,263
24555	Public Waste - Sanitation	98,782	116,413	17,632	46,414	127,000	(18,195)
24556	Waste Strategy - Sanitation	16,953	36,663	19,710	15,255	40,000	7,791
Expense Total		2,682,491	3,280,575	598,084	374,164	3,554,500	497,845
Income							
54501	Fees & Charges - Sanitation	(3,515,940)	(3,525,937)	(9,997)	0	(3,527,600)	(11,660)
54510	Sundry Income - Sanitation	(152)	0	152	0	0	152
Income Total		(3,516,092)	(3,525,937)	(9,845)	0	(3,527,600)	(11,508)
Sanitation Total		(833,601)	(245,362)	588,239	374,164	26,900	486,337
Sustainability and Environment							
Expense							
24620	Salaries - Sustainability & Environmental	32,469	41,151	8,682	0	44,900	12,431
24621	Other Employee Costs - Sustainability & Env	62,670	28,149	(34,521)	228	30,700	(32,198)
24623	Office - Sustainability & Environmental	506	0	(506)	785	7,100	5,809
24624	Motor Vehicles - Sustainability & Environmental	17,489	19,987	2,498	0	21,800	4,311
24625	Depreciation - Sustainability & Environmental	4,380	6,875	2,495	0	7,500	3,120
24627	Finance - Sustainability & Environmental	54,633	54,637	4	0	59,600	4,967
24630	Other - Sustainability & Environmental	769	0	(769)	921	9,000	7,310
24639	Travelsmart - Sustainability & Environmental	41,008	71,687	30,679	1,169	78,200	36,023
Expense Total		213,922	222,486	8,564	3,103	258,800	41,774
Income							
54601	Fees & Charges - Sustainability & Environmental	675	(913)	(1,588)	0	(1,000)	(1,675)
54610	Sundry Income - Sustainability & Environmental	(4,474)	0	4,474	0	(100)	4,374
Income Total		(3,799)	(913)	2,886	0	(1,100)	2,699
Sustainability and Environment Total		210,123	221,573	11,450	3,103	257,700	44,474
Sustainable Nedlands Total		25,714	880,846	855,132	592,929	1,233,100	614,457
Planning Services							
Town Planning							
Expense							
24820	Salaries - Town Planning	625,386	602,330	(23,056)	0	657,100	31,714
24821	Other Employee Costs - Town Planning	118,376	113,575	(4,801)	8,851	123,900	(3,327)
24823	Office - Town Planning	8,818	21,962	13,144	5,386	23,500	9,297
24824	Motor Vehicles - Town Planning	42,513	47,850	5,337	0	52,200	9,687
24825	Depreciation - Town Planning	3,551	5,313	1,762	0	5,800	2,249
24827	Finance - Town Planning	258,182	260,241	2,059	0	283,900	25,718
24830	Other - Town Planning	2,904	6,413	3,509	1,282	7,000	2,815
24834	Professional Fees - Town Planning	159,797	178,750	18,953	50,758	195,000	(15,555)
24857	Strategic Projects - Town Planning	57,443	183,271	125,828	26,675	200,000	115,883

24861	Town Planning Scheme - Town Planning	6,228	183,337	177,109	4,069	200,000	189,703
Expense Total		1,283,198	1,603,042	319,844	97,020	1,748,400	368,182
Income							
54801	Fees & Charges - Town Planning	(484,849)	(523,416)	(38,567)	0	(571,000)	(86,151)
54810	Sundry Income - Town Planning	(395)	(5,000)	(4,605)	0	(5,000)	(4,605)
Income Total		(485,244)	(528,416)	(43,172)	0	(576,000)	(90,756)
Town Planning Total		797,954	1,074,626	276,672	97,020	1,172,400	277,426
Planning Services Total		797,954	1,074,626	276,672	97,020	1,172,400	277,426
Development Services Total		2,625,578	3,652,878	1,027,300	774,225	4,230,001	830,198

Technical Services

Engineering Services

Infrastructure Services

Expense

26220	Salaries - Infrastructure Services	885,202	1,043,631	158,429	7,568	1,138,500	245,730
26221	Other Employee Costs - Infrastructure Services	287,866	330,003	42,137	15,350	360,000	56,784
26223	Office - Infrastructure Services	38,100	58,475	20,375	12,843	63,700	12,758
26224	Motor Vehicles - Infrastructure Services	82,519	84,887	2,368	0	92,600	10,081
26225	Depreciation - Infrastructure Services	15,101	20,163	5,062	0	22,000	6,899
26227	Finance - Infrastructure Services	(1,397,303)	(1,416,528)	(19,225)	0	(1,545,300)	(147,997)
26228	Insurance - Infrastructure Services	82,103	90,600	8,497	0	90,600	8,497
26230	Other - Infrastructure Services	54,207	105,962	51,755	14,183	111,500	43,110
26234	Professional Fees - Infrastructure Services	156,910	195,837	38,927	60,492	200,000	(17,402)
26235	ICT Expenses - Infrastructure Services	2,717	4,587	1,870	794	5,000	1,489
26249	Loss On Sale of Fixed Assets - Infrastructure Serv	4,111	0	(4,111)	0	0	(4,111)
Expense Total		211,534	517,617	306,083	111,230	538,600	215,836
Infrastructure Services Total		211,534	517,617	306,083	111,230	538,600	215,836

Plant Operating

Expense

26525	Depreciation - Plant Operating	494,205	538,354	44,149	0	587,300	93,095
26527	Finance - Plant Operating	(801,063)	(1,049,678)	(248,615)	0	(1,145,100)	(344,037)
26532	Plant - Plant Operating	539,746	596,926	57,180	18,315	639,600	81,539
26533	Minor Parts & Workshop Tools - Plant Operating	11,215	7,348	(3,867)	1,102	8,000	(4,317)
26549	Loss On Sale of Fixed Assets - Plant Operating	3,781	30,000	26,219	0	30,000	26,219
Expense Total		247,884	122,950	(124,934)	19,417	119,800	(147,501)
Income							
56501	Fees & Charges - Plant Operating	(13,682)	(11,000)	2,682	0	(12,000)	1,682
56515	Profit On Sale of Fixed Assets - Plant Operating	(66,059)	(51,750)	14,309	0	(69,000)	(2,941)
Income Total		(79,741)	(62,750)	16,991	0	(81,000)	(1,259)
Plant Operating Total		168,143	60,200	(107,943)	19,417	38,800	(148,759)

Streets Roads and Depots

Expense

26625	Depreciation - Streets Roads & Depots	3,708,703	3,689,401	(19,302)	0	4,024,800	316,097
26626	Utility - Streets Roads & Depots	388,217	470,000	81,783	99,562	470,000	(17,779)
26630	Other	39,080	22,000	(17,080)	10,112	50,400	1,207
26640	Reinstatement - Streets Roads & Depot	3,402	11,000	7,598	1,675	12,000	6,923
26667	Road Maintenance	486,896	407,916	(78,980)	2,707	445,000	(44,603)
26668	Drainage Maintenance	186,080	100,837	(85,243)	40,040	110,000	(116,119)
26669	Footpath Maintenance	179,616	200,750	21,134	25,416	219,000	13,968
26670	Parking Signs	67,532	121,000	53,468	0	132,000	64,468
26671	Right of Way Maintenance - Pavement	48,644	74,338	25,694	0	81,100	32,456
26672	Bus Shelter Maintenance	9,952	35,200	25,248	954	38,400	27,494
26673	Graffiti Control	42,369	46,200	3,831	0	50,400	8,031
26674	Depot	99,134	114,576	15,442	257	125,000	25,609
Expense Total		5,259,625	5,293,218	33,593	180,724	5,758,100	317,751

Income

56601	Fees & Charges - Streets Roads & Depots	(72,293)	(47,025)	25,268	0	(51,300)	20,993
56604	Grants Operating - Streets Roads & Depots	0	0	0	0	0	0
56606	Contrib'n Reim & Don Op - Streets Roads & Depots	(30,817)	(39,600)	(8,783)	0	(43,200)	(12,383)
56610	Sundry Income - Streets Roads & Depots	(1,536)	(10,087)	(8,551)	0	(11,000)	(9,464)
Income Total		(104,646)	(96,712)	7,934	0	(105,500)	(854)
Streets Roads and Depots Total		5,154,979	5,196,506	41,527	180,724	5,652,600	316,897
Engineering Services Total		5,534,656	5,774,323	239,667	311,370	6,230,000	383,974

Parks Services

Parks and Ovals

Expense

26327	Finance - Parks & Ovals	2,060	0	(2,060)	0	0	(2,060)
26360	Depreciation - Parks & Reserves	437,897	449,991	12,094	0	490,900	53,003

26365	Maintenance - Parks & Ovals	2,968,430	3,468,731	500,301	408,688	3,784,100	406,982
Expense Total		3,408,386	3,918,722	510,336	408,688	4,275,000	457,926
Income							
56301	Fees & Charges - Parks & Ovals	0	(13,475)	(13,475)	0	(14,700)	(14,700)
56306	Contrib'n Reim & Donations Op - Parks & Ovals	(24,967)	(13,189)	11,778	0	(14,400)	10,567
56309	Council Property - Parks & Ovals	(58,179)	(60,511)	(2,332)	0	(66,000)	(7,821)
56310	Sundry Income - Parks & Ovals	(537)	0	537	0	0	537
Income Total		(83,683)	(87,175)	(3,492)	0	(95,100)	(11,417)
Parks and Ovals Total		3,324,703	3,831,547	506,844	408,688	4,179,900	446,509
Parks Services Total		3,324,703	3,831,547	506,844	408,688	4,179,900	446,509
Technical Services Total		8,859,359	9,605,870	746,511	720,058	10,409,900	830,483
City of Nedlands Total		(2,807,839)	283,143	3,090,982	2,091,563	2,060,001	2,776,276

**CITY OF NEDLANDS
CAPITAL WORKS & ACQUISITIONS
AS AT 31 MAY 2012**

		May Actual YTD	Committed Balance	June Budget YTD	Budget Available
2	Footpath Rehabilitation				
	2001 Railway Road	43,836.00	22,480	63,000	(3,316)
	2003 Alfred Road	0.00	0	0	0
	2025 Verdun Street	3,183.17	2,727	6,000	90
	2028 Dalkeith Road	55,116.28	2,058	57,200	26
	2030 Beatrice Road	0.00	0	40,000	40,000
	2040 Webster Street	0.00	0	0	0
	2166 Hooley Street	6,145.58	34,298	40,000	(443)
	2179 Lemnos Street	8,900.55	10,546	11,600	(7,846)
	2199 Camelia Ave	0.00	0	0	0
	2167 Swansea Street	0.00	26,387	20,000	(6,387)
	Footpath Rehabilitation Total	117,181.58	98,496	237,800	22,122
3	Road Rehabilitation				
	2001 Railway Road	35,613.52	0	35,600	(14)
	2003 Alfred Road	177,439.64	(11)	257,900	80,472
	2007 Smyth Road	27,752.30	0	25,700	(2,052)
	2013 North Street	0.00	160,659	201,000	40,341
	2017 Loch Street	0.00	0	48,500	48,500
	2018 Underwood Avenue	387,956.99	0	530,300	142,343
	2023 Bruce Street	115,739.68	0	115,000	(740)
	2028 Dalkeith Road	14,698.69	0	14,500	(199)
	2033 Gordon Street	845.00	0	103,600	102,755
	2058 Archdeacon Street	439,660.34	3,313	514,800	71,826
	2150 Circe Circle North	100,174.53	0	110,000	9,825
	2189 Adams Road	13,487.74	13,236	220,000	193,276
	2191 Bishop Road	2,741.67	0	2,800	58
	2300 Acacia Lane	885.98	0	50,000	49,114
	Road Rehabilitation Total	1,316,996.08	177,198	2,229,700	735,506
4	Drainage Rehabilitation				
	2038 Jenkins Ave	145,510.21	0	80,000	(65,510)
	2113 Loftus St	0.00	90,839	200,000	109,161
	9000 City Wide	236,148.90	18,111	150,000	(104,260)
	Drainage Rehabilitation Total	381,659.11	108,950	430,000	(60,609)
5	Street Furniture				
	9000 City Wide	1,963.00	0	2,000	37
	Street Furniture Total	1,963.00	0	2,000	37
6	Grant Funded Projects				
	2003 Alfred Road	538.72	0	0	(539)
	2010 Broadway	2,360.00	0	378,000	375,640
	2019 Princess Road	1,363.64	0	33,000	31,636
	2020 Monash Avenue	1,363.64	10,746	12,000	(110)
	2023 Bruce Street	4,203.70	0	0	(4,204)
	2037 Elizabeth Street	3,863.64	0	195,000	191,136
	2054 Broome Street	32,421.64	1,364	30,000	(3,785)
	2056 Tyrell Street	239.45	0	33,000	32,761
	2057 Florence Street	0.00	0	0	0
	2179 Lemnos Street	4,505.77	0	4,500	(6)
	Grant Funded Projects Total	50,860.20	12,110	685,500	622,530
10	Road Improvement				
	2011 Victoria Avenue	0.00	0	17,500	17,500
	2015 Birdwood Parade	0.00	0	16,000	16,000
	2049 Asquith Street	10,074.52	0	10,100	25
	2119 Kitchener Street	76,594.96	0	50,000	(26,595)
	2121 Lisle Street	0.00	0	25,000	25,000
	2175 Swanbourne	0.00	0	0	0
	9000 City Wide	50,579.60	699	65,000	13,722
	Road Improvement Total	137,249.08	699	183,600	45,652

11	Building Construction				
4000	John Leckie Pavilion	1,446,507.10	542,327	2,600,000	611,166
4001	Allen Park Lower Pavilion	0.00	4,500	0	(4,500)
4002	Dalkeith Hall	1,380.60	0	0	(1,381)
4003	Council Depot	19,594.74	951	32,000	11,454
4004	Drabble House	0.00	0	0	0
4006	Hackett Playcentre	257.18	0	0	(257)
4009	PROCC	60,032.74	22,623	36,000	(46,656)
4010	NCC	5,909.09	0	6,000	91
4012	Mt Claremont Community Centre	25,466.00	0	25,500	34
4016	67 Stirling Highway (Maisonettes)	204,773.08	0	195,000	(9,773)
4018	Tresillian	24,020.00	12,915	32,000	(4,935)
4019	Cruickshank Reserve Pavilion	50,898.56	26,287	100,000	22,815
4020	71 Stirling Highway (Administration)	18,957.67	0	30,000	11,042
4021	110 Smyth Road (Cottage)	6,480.00	30,720	37,000	(200)
4022	Public Facilities (Public Toilets)	21,043.93	14,567	40,000	4,389
4108	Mt Claremont Oval	308.00	0	3,500	3,192
4157	Hollywood Subiaco bowling Club	0.00	0	29,400	29,400
4164	College Park Family Centre	0.00	0	18,000	18,000
9000	City Wide	80,440.01	0	100,000	19,560
	Building Construction Total	1,966,068.70	654,890	3,284,400	663,442

12	Off Street Parking				
2182	The Esplanade	0.00	0	88,000	88,000
	Off Street Parking Total	0.00	0	88,000	88,000


14	Parks & Reserves Construction				
2132	Beecham Road	351,106.38	241,936	722,000	128,958
4052	Allen Park	4,339.34	0	30,100	25,761
4055	Asquith Park	2,120.63	655	22,300	19,524
4057	Beaton Park	6,055.00	47,976	107,800	53,769
4059	Beatrice Road Reserve	13,937.00	900	32,700	17,863
4067	Campsie Park	2,120.63	14,481	45,400	28,798
4071	Charles Ct Reserve	0.00	13,600	22,300	8,700
4078	Daran Park	5,250.00	0	7,800	2,550
4080	Directors Gardens	16,569.01	0	18,000	1,431
4089	Hamilton Park	0.00	0	0	0
4094	Jones Park	70,001.10	0	74,300	4,299
4096	Lawler Park	0.00	0	26,800	26,800
4100	Masons Gardens	32,891.63	0	35,000	2,108
4101	Melvista Park	15,038.80	14,500	26,800	(2,739)
4105	Mossvale Gardens	2,120.63	11,960	72,200	58,119
4108	Mt Claremont Oval	158,701.08	0	158,700	(1)
4111	Nedlands Library Surrounds	12,628.09	0	12,700	72
4115	New Court Gardens	13,393.85	0	15,000	1,606
4118	Peace Memorial Rose Garden	22,263.28	0	22,300	37
4121	Point Resolution Child Centre Surrounds	0.00	0	0	0
4131	Street Gardens and Verges	27,445.39	9,396	60,800	23,958
4139	Tresillian Community Centre Surrounds	5,195.13	13,940	20,100	965
4142	Zamia Park	0.00	7,958	25,300	17,342
4169	River Wall Maintenance	638,851.47	226,846	560,000	(305,698)
	Parks & Reserves Construction Total	1,400,028.44	604,148	2,118,400	114,223

15	Plant & Equipment				
4004	Drabble House	0.00	0	0	0
7500	Technical Svs - Engineering	14,959.01	0	43,000	28,041
7501	Development Svs - Town Planning	31,986.00	0	32,500	514
7502	Development Svs - Property Svs	91,805.50	0	89,500	(2,306)
7503	Corporate Svs - Corporate Svs	32,712.03	0	32,500	(212)
7504	Community Svs - NCC (HACC Funded)	31,654.55	102,660	162,500	28,185
7505	Corporate Svs - Ranger Svs	48,237.39	0	35,000	(13,237)
7507	Development Svs - Sustainable Nedlands	6,920.00	0	7,000	80
7509	Technical Svs - Parks Svs	143,106.65	0	194,300	51,193
7510	Governance - Human Resources	29,136.60	0	31,000	1,863
7511	Community Svs - Service Centres	65,275.06	0	65,000	(275)
7512	Community Svs - Community Development	27,462.96	0	31,000	3,537
	Plant & Equipment Total	523,255.75	102,660	723,300	97,384

16	ICT Capital Projects					
	6031	IT Project 1	40,000.00	0	70,000	30,000
	6032	IT Project 2	67,439.01	20,815	125,000	36,746
	6033	IT Project 3	0.00	0	10,000	10,000
	ICT Capital Projects Total		107,439.01	20,815	205,000	76,746
17	Greenway Development					
	2205	Montgomery Ave	0.00	0	0	0
	4052	Allen Park	21,642.32	16,152	80,000	42,206
	4122	Point Resolution Reserve	0.00	0	79,500	79,500
	4154	Hollywood Reserve	88,907.00	0	89,000	93
	Greenway Development Total		110,549.32	16,152	248,500	121,799
18	Furniture & Fixture					
	4004	Drabble House	8,183.75	0	8,200	16
	4008	Nedlands Library	0.00	17,154	9,000	(8,154)
	4018	Tresillian	6,940.00	0	6,300	(640)
	4020	Administration Building	3,902.00	0	1,500	(2,402)
	7502	Property Services	0.00	0	0	0
	7504	Community Svs - NCC (HACC Funded)	0.00	0	4,000	4,000
	7505	Rangers	0.00	64,200	136,000	71,800
	7508	Corporate Svs - Finance	1,345.71	0	1,400	54
	Furniture & Fixture Total		20,371.46	81,354	166,400	64,674
City of Nedlands Total			6,133,621.73	1,877,471	10,602,600	2,591,507

CP29.12	Investment Report – May 2012
----------------	-------------------------------------

Committee	10 July 2012
Council	24 July 2012

Applicant	City of Nedlands
Owner	City of Nedlands
Officer	Vanaja Jayaraman – A/Manager Finance
Director	Rajah Senathirajah – A/Director Corporate & Strategy
Director Signature	
File ref.	Fin/071-07
Previous Item No's	Nil
Disclosure of Interest	No officer involved in the preparation of this report had any interest which required it to be declared in accordance with the provisions of the <i>Local Government Act (1995)</i> .

Purpose

In accordance with the Council's Investment Policy, Administration is required to present a summary of investments to Council on a monthly basis.

Recommendation to Committee

Council receives the Investment Report for the period ended 31 May 2012 (refer to attachment).

Strategic Plan

KFA5: Governance
5.1 – Manage the City's resources in a sustainable and responsible manner.

This report is in accordance with the Council's Investment Policy and demonstrates the investment of City's surplus cash in a sustainable and responsible manner.

Background

Council's Investment Policy requires a summary of investments to be presented to Council on a monthly basis.

Proposal Detail

Not applicable.

Consultation

Required by legislation: Yes No

Required by City of Nedlands policy: Yes No

Legislation

Not applicable.

Budget/Financial implications

Investment income will be reviewed against progressive budget throughout the year.

Risk Management

The Investment Policy of the City, which is reviewed each year by the Audit and Risk Committee of Council, is structured so as to minimise any risks associated with the City’s cash investments. The officers adhere to this Policy, and continuously monitor market conditions to ensure that the City obtains attractive yields without compromising on risk management.

Discussion

The Investment Summary shows that as at 31 May 2012 the City held the following funds in investments:

Municipal Funds	\$ 7,213,918
Reserve Funds	\$ 5,191,530
Other Restricted Funds	<u>\$ 102,308</u>
Total	<u>\$ 12,507,756</u>

The total interest earned from investments for the first eleven months was \$916,108.

Following Council’s decision in April 2012, investments are being redirected to the ‘big four’ banks as individual Term Deposits mature.

The Investment Portfolio comprises holdings in the following institutions:

Financial Institution	Funds Invested	Interest Rate	Proportion of Portfolio
NAB	\$ 3,544,472	4.00% - 5.65%	28.34%
St George	\$ 2,489,624	5.50% – 5.85%	19.90%
Westpac	\$ 3,699,220	4.44% - 5.64%	29.58%
CBA	\$ 2,774,440	4.76% - 5.35%	22.18%
Total	\$ 12,507,756		100.00%

Conclusion

The Investment Report is presented to Council.

Attachments

1. Investment Report for the period ended 31 May 2012

**INVESTMENTS REPORT
FOR THE PERIOD ENDED 31 MAY 2012**


No.	Particulars	Current Interest Rate	Invest. Date	Maturity Date	Investment Period Days	NAB	St George	Westpac	CBA	Total	YTD Accum. Interest
						\$	\$	\$	\$	\$	
	RESTRICTED FUNDS										
4	Trust - Adelma	5.58%	1-Jan-12	1-Jul-12	182			\$102,308.43		\$102,308.43	\$5,338.78
	TOTAL RESTRICTED FUNDS					\$0.00	\$0.00	\$102,308.43	\$0.00	\$102,308.43	\$5,338.78
	RESERVE INVESTMENTS										
10	City Development Reserve - Western Zone	4.76%	4-May-12	1-Nov-12	181				\$330,743.17	\$330,743.17	\$16,303.31
16	Services General (a)	5.65%	10-Apr-12	10-Oct-12	183	\$300,594.32				\$300,594.32	\$14,863.43
26	North Street Reserve	5.50%	1-May-12	1-Nov-12	184		\$1,068,415.97			\$1,068,415.97	\$54,022.54
41	Swanbourne Reserve	5.49%	30-Apr-12	30-Oct-12	183	\$106,062.27				\$106,062.27	\$5,655.36
42	City Building Reserve	4.76%	4-May-12	1-Nov-12	181				\$538,972.93	\$538,972.93	\$26,567.59
52	Plant Replacement Reserve	5.85%	6-Jan-12	5-Jul-12	181		\$218,787.25			\$218,787.25	\$11,299.36
53	City Development Reserve	5.85%	6-Jan-12	5-Jul-12	181		\$1,150,917.77			\$1,150,917.77	\$59,439.59
55	Insurance Reserve	5.85%	6-Jan-12	5-Jul-12	181		\$51,502.96			\$51,502.96	\$2,659.89
57	Welfare NCC Reserve	5.49%	30-Apr-12	30-Oct-12	183	\$139,284.25				\$139,284.25	\$7,325.15
58	Waste Management	5.49%	30-Apr-12	30-Oct-12	183	\$139,372.69				\$139,372.69	\$7,430.26
60	Welfare	5.49%	30-Apr-12	30-Oct-12	183	\$251,497.67				\$251,497.67	\$13,410.14
78	Services General (b)	5.35%	19-Mar-12	19-Sep-12	184				\$895,378.75	\$895,378.75	\$43,692.49
	TOTAL RESERVE INVESTMENTS					\$936,811.20	\$2,489,623.96	\$0.00	\$1,765,094.85	\$5,191,530.01	\$262,669.09
	MUNICIPAL INVESTMENTS										
44	***Account Closed on 27/09/11***									\$0.00	\$12,713.17
61	***Account Closed on 16/03/12***									\$0.00	\$693.44
62	***Account Closed on 17/10/11***								\$0.00	\$0.00	\$599.91
65	***Account Closed on 22/03/12***							\$0.00		\$0.00	\$21,596.93
69	***Account Closed on 08/02/12***					\$0.00				\$0.00	\$19,457.22
73	***Account Closed on 26/03/12***							\$0.00		\$0.00	\$23,218.91
76	Municipal Investment #76 - Westpac	4.44%	23-May-12	23-Jul-12	61			\$529,797.65		\$529,797.65	\$53,470.59
77	***Account Closed on 17/10/11***									\$0.00	\$17,145.20
79	***Account Closed on 12/04/12***									\$0.00	\$41,567.13
80	***Account Closed on 30/01/11***					\$0.00				\$0.00	\$31,339.73
81	Municipal Investment #81 - Westpac	4.97%	30-Apr-12	30-Jun-12	61			\$1,033,675.04		\$1,033,675.04	\$48,765.45
82	***Account Closed on 10/01/12***							\$0.00		\$0.00	\$25,569.86
83	Municipal Investment #83 - NAB	5.20%	9-May-12	7-Aug-12	90	\$1,046,727.85				\$1,046,727.85	\$46,727.85
84	***Account Closed on 16/04/12***							\$0.00		\$0.00	\$38,456.99
85	***Account Closed on 17/10/11***								\$0.00	\$0.00	\$9,631.69
86	Municipal Investment #86 - Bankwest	5.85%	6-Feb-12	7-May-12	91					\$0.00	\$42,045.20
87	***Account Closed on 18/11/11***							\$0.00		\$0.00	\$14,795.62
88	Municipal Investment #88 - NAB	4.47%	14-May-12	13-Jul-12	60	\$508,008.87				\$508,008.87	\$36,192.44
89	Municipal Investment #89 - CBA	5.33%	28-Mar-12	26-Jun-12	90				\$1,009,345.75	\$1,009,345.75	\$41,318.08
90	***Account Closed on 18/04/12***									\$0.00	\$21,735.62
91	***Account Closed on 16/12/11***								\$0.00	\$0.00	\$9,578.00
92	Municipal Investment #92 - Westpac	5.64%	15-Mar-12	15-Jun-12	92			\$1,026,856.98		\$1,026,856.98	\$26,856.98
93	Municipal Investment #93 - NAB	4.00%	16-May-12	16-Oct-12	153	\$0.00				\$0.00	\$24,807.10
94	Municipal Investment #94 - NAB	5.21%	11-May-12	9-Aug-12	90	\$511,367.75				\$511,367.75	\$11,367.75
95	***Account Closed on 22/03/12***									\$0.00	\$7,458.90
96	***Account Closed on 30/03/12***					\$0.00				\$0.00	\$4,191.79
97	Municipal Investment #97 - NAB	4.00%	30-May-12	29-Jun-12	30	\$541,556.01				\$541,556.01	\$10,216.28
98	Municipal Investment #98 - Westpac	5.46%	17-Apr-12	17-Jul-12	91			\$1,006,581.92		\$1,006,581.92	\$6,581.92
						\$2,607,660.48	\$0.00	\$3,596,911.59	\$1,009,345.75	\$7,213,917.83	\$648,099.75
	TOTAL					\$3,544,471.68	\$2,489,623.96	\$3,699,220.03	\$2,774,440.60	\$12,507,756.27	\$916,107.63

Current Proportion of Portfolio

28.34% 19.90% 29.58% 22.18%

CP30.12	List of Accounts Paid – May 2012
----------------	-----------------------------------------

Committee	10 July 2012
Council	24 July 2012

Applicant	City of Nedlands
Owner	City of Nedlands
Officer	Vanaja Jayaraman – A/Manager Finance
Director	Rajah Senathirajah – A/Director Corporate & Strategy
Director Signature	
File ref.	Fin/072-17
Previous Item No's	Nil
Disclosure of Interest	No officer involved in the preparation of this report had any interest which required it to be declared in accordance with the provisions of the <i>Local Government Act (1995)</i> .

Purpose

In accordance with Regulation 13 of the Local Government (Financial Management) Regulations 1996 Administration is required to present the List of Accounts Paid for the month to Council.

Recommendation to Committee

Council receives the List of Accounts Paid for the month of May 2012. (Refer to Attachment)

Strategic Plan

KFA 5: Governance

5.6 - Ensure compliance with statutory requirements and guidelines.

This report will ensure the City meets its statutory requirements.

Background

Regulation 13 of the Local Government (Financial Management) Regulations 1996 requires a list of accounts paid to be prepared each month showing each account paid since the last list was prepared:

- a) the payee's name;
- b) the amount of the payment;
- c) the date of the payment; and
- d) sufficient information to identify the transaction.

The list is to be presented to the Council at the next ordinary meeting of the Council after the list is prepared and recorded in the Minutes of that meeting.

Proposal Detail

Not applicable.

Consultation

Required by legislation: Yes No
Required by City of Nedlands policy: Yes No

Legislation

This report meets the requirements of *Regulation 13 of the Local Government (Financial Management) Regulations 1996*.

Budget/Financial implications

Not applicable.

Risk Management

The Accounts Payable procedures ensure that no fraudulent payments are made by the City, and these procedures are strictly adhered to by the officers. These include the final vetting of approved invoices by the Finance Manager and the Director of Corporate Services (or designated alternative officers).

Discussion

The list of accounts for May 2012 has been prepared in accordance with Regulation 13 of the Local Government (Financial Management) Regulations 1996 and is now presented to Council.

Conclusion

The list of accounts paid for the month of May 2012 complies with the relevant legislation and can be received by Council.

Attachments

1. List of Accounts Paid – May 2012



CITY OF NEDLANDS

All Payments 1/05/2012 to 31/05/2012

Database: LIVE

Page: 1

Chq/Ref	Pavee	Date	Amount	Tran	Description	Amount
NAB - Municipal Account						
CHEQUE						
57499	ALINTA GAS	10/05/2012	-173.85	INV	GAS CHARGES 19/12/11-16/3/12 J LECKIE PAV	156.10
				INV	GAS CHARGES 10/1-11/4/12 HACKETT HALL	17.75
57500	BARRIE'S DRIVING ACADEMY	10/05/2012	-88.00	INV	DRIVING ASSESSMENT-B RENWICK	88.00
57501	CITY OF NEDLANDS PETTY CASH	10/05/2012	-697.45	INV	RECOUP PETTY CASH W/E 4/5/12 ADMIN	245.90
				INV	RECOUP PETTY CASH W/E 11/5/12 NCC	451.55
57502	COVS PARTS PTY LTD	10/05/2012	-505.14	INV	2X DAMPER REAR (FRA11#M4C12)	210.34
				INV	12X BRAKLEEN 500GM CRC5089	118.80
				INV	IMPACT WRENCH ALLOY 1/2DR, SOCKET SET	176.00
57503	DIX MARKETING	10/05/2012	-150.00	INV	2X SPG-3 AIR GUN	150.00
57504	FRIENDS OF HOLLYWOOD RESERVE	10/05/2012	-350.00	INV	ADMINISTRATIVE ASSISTANCE GRANT	350.00
57505	COUNCILLOR B HASSELL	10/05/2012	-732.08	INV	COUNCILLORS ALLOWANCE MAY 2012	732.08
57506	HEWLETT-PACKARD AUSTRALIA PTY LTD	10/05/2012	-683.10	INV	APR 2012 TRIM WCM 140 LICENSES-HP SUPPORT	683.10
57507	COUNCILLOR B G HODSDON	10/05/2012	-911.03	INV	COUNCILLORS ALLOWANCE MAY 2012	732.08
				INV	REIMBURSE-TONER CARTRIDGES	178.95
57508	NAPOLEON STREET NEWSAGENCY	10/05/2012	-552.74	INV	MAR 2012 NED LIBRARY MAGAZINES	389.70
				INV	MAR 2012 MTC LIBRARY MAGAZINES	163.04
57509	OSWALD HOMES (1972) PTY LTD	10/05/2012	-1,500.00	fund	62 VINCENT STREET - FOOTPATH REFUND	1,500.00
57510	PIRTEK (MALAGA) PTY LTD	10/05/2012	-717.24	INV	2X WATER SPRAY GUN & ACCESS	717.24
57511	QUALITY PRODUCTS PTY LTD	10/05/2012	-431.20	INV	12X URBAN COMPOSTER & ACCELERATOR	431.20
57512	SWAN RIVER TRUST	10/05/2012	-110.00	INV	RPLC EFT 522-FORESHORE W/SHOP-V SHANNON	110.00
57513	SYNERGY	10/05/2012	-4,403.55	INV	28/3-27/4/12 AUXILLARY LIGHTING CHARGES	1,334.85
				INV	9/2-12/4/12 ELECTRICITY-TRESILLIAN	1,431.10
				INV	ELECTRICITY 9/2-12/4/12 JC SMITH PAV	947.35
				INV	ELECTRICITY 10/2-16/4/12 DALK HALL	390.95
				INV	ELECTRICITY 9/2-12/4/12 DRABBLE HSE	273.60
				INV	ELECTRICITY 7/2-10/4/12 MAISONNETTES	25.70
57514	TELSTRA CORPORATION LTD	10/05/2012	-3,976.73	INV	MTC LIB BROADBAND 17/4/12-16/05/12	59.95



CITY OF NEDLANDS

All Payments 1/05/2012 to 31/05/2012

Database: LIVE

Page: 2

<u>Chq/Ref</u>	<u>Pavee</u>	<u>Date</u>	<u>Amount</u>	<u>Tran</u>	<u>Description</u>	<u>Amount</u>
				INV	PHONE CHARGES-13/4, SVCE TO 13/5/12	3,916.78
57515	TRAFFIC SAFETY CONSULTANTS PTY LTD	10/05/2012	-880.00	INV	BLACKSPOT WORKSHOP	880.00
57516	URBAN TECHNOLOGY P/L	10/05/2012	-11,137.50	INV	PROCESSING PLANNING APPLICATIONS	4,578.75
				INV	PROCESSING PLANNING APPLICATIONS	6,558.75
57517	NATIONAL AUSTRALIAN CHILDBIRTH	10/05/2012	-149.00	RFND	PARTIAL REFUND HALL & KEY BOND	149.00
57518	ZOE ISLIP	10/05/2012	-45.00	RFND	PARTIAL REFUND HALL & KEY BOND	45.00
57519	PROFESSIONAL POOL FINISHES	10/05/2012	-1,500.00	RFND	8 HILLWAY - FOOTPATH REFUND	1,500.00
57520M	M BURN	10/05/2012	-1,500.00	RFND	135 MELVISTA AVENUE - FOOTPATH REFUND	1,500.00
57521	TERREX SEISMIC MICHELLE SWEENEY	10/05/2012	-1,500.00	RFND	121 ADELMA ROAD - FOOTPATH REFUND	1,500.00
57522	S GOUGH	10/05/2012	-1,500.00	RFND	23 BIRRIGON LOOP - FOOTPATH REFUND	1,500.00
57523	PHASE 3 LANDSCAPE CONSTRUCTION	10/05/2012	-1,500.00	RFND	7 COCHRAN COURT - FOOTPATH REFUND	1,500.00
57524	HEADY ENTERPRISES 18 MURDOCH DRIVE	10/05/2012	-2,200.00	INV	SPONSORSHIP-10X WATERWISE VERGE MK/OVERS	2,200.00
57525	GRANT ALLEN CONSTRUCTION PO BOX 566	10/05/2012	-45.18	INV	REFUND-OV/PD BLDG LIC FEES-3 WEBSTER ST	45.18
57526	BUSSELTON ORAL HISTORY GROUP PO BOX	10/05/2012	-532.50	INV	ORAL HISTORY INTERVIEW-HENRY VOYER	532.50
57527	PHILLIP SILBERSTEIN 55 HOBBS AVENUE	10/05/2012	-135.30	INV	REIMBURSE VOLUNTEER EXPENSES	135.30
57528	F TIZON 57/203 NICHOLSON ROAD	10/05/2012	-133.32	INV	REIMBURSE VOLUNTEER EXPENSES	133.32
57529	EWEN MALCOLM 54 KIRWAN STREET	10/05/2012	-68.64	INV	REIMBURSE VOLUNTEER EXPENSES	68.64
57530	AINSLEY GIFFORD 3 VIEWWAY	10/05/2012	-40.00	INV	COURSE REFUND TERM 2 2012	40.00
57531	R BAILYE 21 VAN KLEEF CIRCUIT	10/05/2012	-108.00	INV	COURSE REFUND TERM 2 2012	108.00
57532	HEATHER QUAYLE 9 JAMES STREET	10/05/2012	-40.00	INV	COURSE REFUND TERM 2 2012	40.00
57533	SARAH CRAIG 42/3 PARK AVENUE	10/05/2012	-152.00	INV	COURSE REFUND TERM 2 2012	152.00
57534	K WOOD 11 GAYTON ROAD	10/05/2012	-120.80	INV	COURSE REFUND TERM 2 2012	120.80
57535	DR ROBYN TAYLOR PHD 6 MOUNT ANDERSON	10/05/2012	-120.00	INV	PUBLIC TALK:MONUMENTS & SITES-CON	120.00
57536	K J HO 53 LEON ROAD	10/05/2012	-12.50	INV	REFUND PARTIAL DOG REG-ID 3325, TAG 140519	12.50
57537	KEVIN J WITHERS 43 LISLE STREET	10/05/2012	-188.00	INV	RPLC CHQ 55706-REFUND HAKEA RM BOND	188.00



CITY OF NEDLANDS

All Payments 1/05/2012 to 31/05/2012

Database: LIVE

Page: 3

Chq/Ref	Pavee	Date	Amount	Tran	Description	Amount
57538	CLEONE MACGREGOR 6 ROBINSON STREET	10/05/2012	-14.30	INV	REFUND-LOST ITEM RETURNED (RPLC CHQ 55716)	14.30
57539	DR ELISABETH MEEHAN 18A LUITA STREE	10/05/2012	-150.00	INV	REFUND-TRESILLIAN ROOM HIRE BOND	150.00
57540	MS L LOUER 58 CLIFTON STREET	10/05/2012	-42.00	INV	RPLCE CHQ 55967-CRSE REFUND TERM 1 2011	42.00
57541	ADRINA BURTENSHAW PO BOX 133	10/05/2012	-106.75	INV	RPLC CHQ 56107-CRSE REFUND 2009 TERM 4	106.75
57542	MS W FIELDS	10/05/2012	-205.00	RFND	MRS W FIELDS - KEY BOND REFUND	205.00
57543	S PONTRE	10/05/2012	-205.00	RFND	MS S PONTRE - KEY BOND REFUND	205.00
57544	MR P GRANT-SMITH	10/05/2012	-205.00	RFND	MR P GRANT-SMITH - KEY BOND REFUND	205.00
57545	ENRICO FAZIO	10/05/2012	-205.00	RFND	ENRICO FAZIO - KEY BOND REFUND	205.00
57546	S B ALLEN	10/05/2012	-1,500.00	RFND	73 KIRWAN STREET - FOOTPATH REFUND	1,500.00
57547	MS M KEEP	10/05/2012	-1,500.00	RFND	99 MELVISTA AVENUE - FOOTPATH REFUND	1,500.00
57548	AAA DEMOLITION & TREE SERVICE	10/05/2012	-1,500.00	RFND	75 STIRLING HIGHWAY - FOOTPATH REFUND	1,500.00
57549	M J NARBEBY	10/05/2012	-1,500.00	RFND	41 FLORENCE ROAD - FOOTPATH REFUND	1,500.00
57550	WA TREASURY CORPORATION	14/05/2012	-105,266.96	INV INV	#181 MAY 2012 LOAN REPAYMENT #179 MAY 2012 LOAN REPAYMENT	66,860.48 38,406.48
57551	CITY OF NEDLANDS - PLEASE PAY CASH	15/05/2012	-450.00	INV	TRESILLIAN GARAGE SALE 20/05/12 CASH FLOAT	450.00
57552	D E PURSLOW & ASSOCIATES	15/05/2012	-2,300.00	INV	5 DAY FOOD AUDITOR TRAINING COURSE 2X	2,300.00
57553	C G JUNG INSTITUTE	22/05/2012	-100.00			
57554	T A BLAKE	22/05/2012	-10,000.00	RFND	116 VICTORIA AVENUE - TITLE BOND REFUND	10,000.00
57555	WENHAM HOLDINGS PTY LTD T/AS WENHAM	22/05/2012	-1,500.00	RFND	41 MARITA ROAD - FOOTPATH REFUND	1,500.00
57556	TDLT PTY LTD	22/05/2012	-1,500.00	RFND	77 ALFRED ROAD - FOOTPATH REFUND	1,500.00
57557	R COLE	22/05/2012	-1,500.00	RFND	29 LISLE STREET - FOOTPATH REFUND	1,500.00
57558	ARTEMIS BUILDING	22/05/2012	-1,500.00	RFND	2 EARLS COURT - FOOTPATH REFUND	1,500.00
57559	JA & CA BATEMAN 110 WILLIAMS ROAD	22/05/2012	-1,500.00	INV	RPLC CHQ 57438-110 WILLIAMS RD-F/PATH REFUND	1,500.00
57560	G K SHARMA	22/05/2012	-194.00	RFND	REFUND HALL & KEY BOND DALKEITH HALL	194.00
57561	A J MARTIN 25 CANBERRA ROAD	22/05/2012	-188.00	INV	RPLC CHQ 56073-REFUND BOND J LECKIE PAV	188.00



CITY OF NEDLANDS

All Payments 1/05/2012 to 31/05/2012

Database: LIVE

Page: 4

Chq/Ref	Pavee	Date	Amount	Tran	Description	Amount
57562	MARISA JOYNER 30 HAWKESTONE STREET	22/05/2012	-11.00	INV	RPLC CHQ 55621-LOST ITEM RETURNED	11.00
57563	FRANCES CLARKE 46 MELVISTA AVENUE	22/05/2012	-250.00	INV	RPLC CHEQ 55380-YOUTH INITIATIVES SPONSORSHIP	250.00
57564	PERRIN DATE 83 WAHROONGA WAY	22/05/2012	-150.00	INV	RPLCE CHQ 55378-PERFORMANCE @ 4SURE FEST	150.00
57565	JO DUFFY 12 ST COLUMBAS AVENUE	22/05/2012	-205.00	INV	RPLC CHQ 55143-REFUND TRESILLIAN BOND	205.00
57566	CHARLOTTE COX 69 LYNTON STREET	22/05/2012	-188.00	INV	RPLC CHQ 54810-REFUND MTC PLY GRP RM	188.00
57567	MARIANNE ANNEREAU 228 HEYTESBURY RO	22/05/2012	-11.00	INV	RPLC CHQ 54968-COURSE REFUND T3 2010	11.00
57568	NOEL D PEREIRA 38 BRUCE STREET	22/05/2012	-135.00	INV	RPLC CHQ 54917-OV/PD PLANNING FEE 38 BRUCE	135.00
57569	FIONA HANCOCK 47 ALEXANDER ROAD	22/05/2012	-10.00	INV	RPLC CHQ 54590-CRSE REFUND T3 2010	10.00
57570	BENTLEY PINES RESTAURANT HAYMAN ROA	22/05/2012	-50.00	INV	DEPOSIT-LUNCH-NCC CLIENTS-TAX INV REQUIRED	50.00
57571	MICHAEL JON STANDISH 19 SOUTH PORT	22/05/2012	-200.00	INV	REFUND-PAID IN ERROR TO CON 30/4/12	200.00
57572	E M TAN 18 LOWAN LOOP	22/05/2012	-49.50	INV	REFUND-OVR/PD HIRE FEE-PT RES RSV	49.50
57573	BARRY MCGUIRE PO BOX 333	22/05/2012	-220.00	INV	CULTURAL CONSULTATION-WHADJUK TRAILS	220.00
57574	CAROL BERZINS 92 LOUISE STREET	22/05/2012	-190.00	INV	COURSE REFUND-TERM 2 2012	190.00
57575	LAURA COLE PO BOX 988	22/05/2012	-190.00	INV	COURSE REFUND-TERM 2 2012	190.00
57576	JOYCE BAHRI PO BOX 569	22/05/2012	-135.90	INV	COURSE REFUND TERM 2 2010	135.90
57577	PEGGY MUNSLOW-DAVIES 9 KITCHENER ST	22/05/2012	-153.00	INV	COURSE REFUND TERM 2 2010	153.00
57578	H NEWNES 19 KINGS ROAD	22/05/2012	-85.00	INV	COURSE REFUND TERM 2 2010	85.00
57579	EMMA CRAWFORD 15 SALADIN STREET	22/05/2012	-120.80	INV	COURSE REFUND TERM 2 2010	120.80
57580	ANITA BOURKE 25 WATKINS ROAD	22/05/2012	-120.80	INV	COURSE REFUND TERM 2 2010	120.80
57581	A WILLOX 75 CIRCE CIRCLE	22/05/2012	-175.00	INV	COURSE REFUND TERM 2 2010	175.00
57582	R HUTCHINSON 111 HARDY ROAD	22/05/2012	-175.00	INV	COURSE REFUND TERM 2 2010	175.00
57583	A1 POOLS	25/05/2012	-1,500.00	fund	26 GRAINGER DRIVE - FOOTPATH REFUND	1,500.00
57584	ALINTA GAS	25/05/2012	-111.95	INV	GAS CHARGES 8/2-8/5/12 ALLEN PK CHNG RMS	17.45
				INV	GAS CHARGES 10/2-11/5/12 MTC C/CNTR	94.50



CITY OF NEDLANDS

All Payments 1/05/2012 to 31/05/2012

Database: LIVE

Page: 5

Chq/Ref	Pavee	Date	Amount	Tran	Description	Amount
57585	AMP FLEXIBLE LIFETIME SUPER	25/05/2012	-66.14	INV	PAYROLL DEDUCTIONS - 934188165	66.14
57586	APOLLO CAR LOCKSMITHS	25/05/2012	-143.00	REV	REVERSAL OF CHEQUE : 00055349	143.00
57587	ARROW PRESSURE WASH	25/05/2012	-126.50	INV	SVCE W/SHOP PRESSURE CLEANER	126.50
57588	AUSTRALIAN SUPER - WESTSCHEME DIVIS	25/05/2012	-743.24	INV	PAYROLL DEDUCTIONS - 62022322	589.82
				INV	PAYROLL DEDUCTIONS - 65457510	153.42
57589	JUDITH BROWN	25/05/2012	-720.00	INV	TUTOR FEES TERM 2 2012	720.00
57590	CAR PARKING TECHNOLOGIES LTD	25/05/2012	-9,450.00	INV	21X SMARTSCOPE SURVEY-BROADLANDS	9,450.00
57591	CHILD SUPPORT REGISTRAR	25/05/2012	-878.60	INV	PAYROLL DEDUCTION-4090390786705990	439.30
				INV	PAYROLL DEDUCTION-4090390786705990	439.30
57592	CITY OF NEDLANDS TRUST FUND	25/05/2012	-42.00	INV	STALE CHQ 54592-T/F TO UNCLAIMED MONIES	42.00
57593	CITY OF NEDLANDS PETTY CASH	25/05/2012	-1,451.90	INV	RECOUP PETTY CASH W/E 18/5/12 ADMIN	142.90
				INV	RECOUP PETTY CASH W/E 25/5/12 TRESILLIAN	213.70
				INV	RECOUP PETTY CASH W/E 25/5/12 DEPOT	554.10
				INV	RECOUP PETTY CASH W/E 25/5/12 PROCC	121.00
				INV	RECOUP PETTY CASH W/E 25/5/12 NCC	301.40
				INV	RECOUP PETTY CASH W/E 25/5/12 WAA	118.80
57594	CITY OF NEDLANDS SOCIAL CLUB	25/05/2012	-364.00	INV	PAYROLL DEDUCTION	178.00
				INV	PAYROLL DEDUCTION	186.00
57595	MS L COLE	25/05/2012	-31.00	INV	TRESILLIAN MEMBERSHIP FEE REFUND	31.00
57596	CONSTRUCTION TRAINING FUND	25/05/2012	-12,297.43	INV	APR 2012 RECONCILIATION & RETURN	12,297.43
57597	DAWSON'S GARDEN WORLD PTY LTD	25/05/2012	-102.80	INV	PURCHASE OF VARIOUS PLANTS	102.80
57598	MS H J DEAN	25/05/2012	-560.00	INV	TERM 2 2012 TUTOR FEES	380.00
				INV	TERM 2 2012 TUTOR FEES	180.00
57599	ALISA EVANS	25/05/2012	-760.00	INV	TUTOR FEES TERM 2 2012	760.00
57600	J-CORP	25/05/2012	-1,500.00	fund	35 MENGLER AVENUE - FOOTPATH REFUND	1,500.00
57601	LOCAL SUPER	25/05/2012	-1,437.40	INV	PAYROLL DEDUCTION-514618	1,437.40
57602	MLC NOMINEES PTY LIMITED	25/05/2012	-266.54	INV	PAYROLL DEDUCTION-11657527	266.54
57603	MTAA SUPERANNUATION FUND	25/05/2012	-266.47	INV	PAYROLL DEDUCTION-6790167	266.47
57604	NEDLANDS RUGBY UNION FOOTBALL CLUB	25/05/2012	-55,000.00	INV	RE-DEVELOPMENT-CLUBROOMS & CHNG FACILITIES	55,000.00



CITY OF NEDLANDS

All Payments 1/05/2012 to 31/05/2012

Database: LIVE

Page: 6

Chq/Ref	Pavee	Date	Amount	Tran	Description	Amount
57605	FAUSTO PANIZZOLO	25/05/2012	-720.00	INV	TUTOR FEES TERM 2 2012	720.00
57606	PBTL-LIFETIME SUPERANNUATION FUND	25/05/2012	-165.83	INV	PAYROLL DEDUCTION-585823LS01	165.83
57607	RETAIL EMPLOYEES SUPERANNUATION FUN	25/05/2012	-352.38	INV	PAYROLL DEDUCTION-131683583	352.38
57608	SUNSUPER SUPERANNUATION FUND	25/05/2012	-228.46	INV	PAYROLL DEDUCTION-705027848	228.46
57609	SYNERGY	25/05/2012	-17,228.25	INV	ELECT 8/2-11/4/12 NED RUGBY UNION CLB	1,294.90
				INV	ELECT 12/1-14/3/12 ALLEN PK TENNIS CLB	190.75
				INV	28/3-27/4/12 ELECT IRRIGATION CNTRL	26.10
				INV	10/2-12/4/12 ELECTRICITY WATTLE AVE	871.20
				INV	10/2-12/4/12 ELECTRICITY VICTORIA AVE	2,138.25
				INV	12/1-14/3/12 ELECT ALLEN PK CHNG RMS	1,194.40
				INV	8/2-11/4/12 ELECTRICITY	1,038.95
				INV	8/2-11/4/12 ELECTRICITY BRUCE ST	2,784.85
				INV	10/2-12/4/12 ELECTRICITY PT RES RSV	24.25
				INV	12/1-3/4/12 ELECT ALLEN PK PAV & PMP	1,625.45
				INV	10/2-13/4/12 ELECTRICITY GENESTA CRES	134.55
				INV	21/3-19/4/12 ELECTRICITY FORESHORE 3	347.40
				INV	ELECTRICITY 15/3-15/5/12 SWANB BCH RSV	608.70
				INV	ELECTRICITY 8/3-9/5/12 HACKETT HALL	795.27
				INV	ELECTRICITY 15/3-15/5/12 ALLEN PK TENNIS CLB	567.75
				INV	ELECTRICITY 4/4-15/5/12 ALLEN PK	388.80
				INV	ELECTRICITY 2/3-5/4/12 34 VERDUN	1,034.23
				INV	ELECTRICITY 15/3-15/5/12 ALLEN PK CHNG RMS	1,843.30
				INV	ELECTRICITY 16/3-16/5/12 LOT 338 ALFRED RD	87.70
				INV	ELECTRICITY 8/3-5/5/12 ROGERSON GDNS	98.45
				INV	ELECTRICITY 8/3-9/5/12 LAWLER PK TENNIS	91.75
				INV	ELECTRICITY 8/3-9/5/12 MOSSVALE RSV	41.25
57610	TELSTRA CORPORATION LTD	25/05/2012	-1,823.15	INV	APRIL 2012 MOBILE PHONE CHARGES	1,823.15
57611	UNISUPER LIMITED	25/05/2012	-395.16	INV	SUPERANNUATION-22632606	395.16
57612	WALGS PLAN	25/05/2012	-93,107.84	INV	SUPERANNUATION-PAYROLL DEDUCTIONS	37,821.61
				INV	SUPERANNUATION-PAYROLL DEDUCTIONS	55,286.23
57613	WATER CORPORATION	25/05/2012	-1,095.90	INV	ADJ WATER CHGS 1/4-30/6/12 - J LECKIE PAV	46.65



CITY OF NEDLANDS

All Payments 1/05/2012 to 31/05/2012

Database: LIVE

Page: 7

Chq/Ref	Pavee	Date	Amount	Tran	Description	Amount
				INV	12/9/11-19/3/12 WATER USE HWD BWL,SUB HOCKEY	1,049.25
57614	CLAUDIA WHITE	25/05/2012	-720.00	INV	TUTOR FEES TERM 2 2012	720.00
57615	ZURICH AUSTRALIAN INSURANCE LTD	25/05/2012	-1,038.82	INV	INS EXCESS-CLAIM 024560-1DSE176	1,038.82
57616	MS B HU	25/05/2012	-150.00	RFND	REFUND HALL & KEY BOND DALKEITH HALL	150.00
57617	R HAYMAN	25/05/2012	-68.00	RFND	REFUND KEY BOND CHARLES CT RESERVE	68.00
57618	A R DEAN	25/05/2012	-1,500.00	RFND	6 WALPOLE STREET - FOOTPATH REFUND	1,500.00
57619	MR H A HELLEWELL	25/05/2012	-1,500.00	RFND	15 DALKEITH ROAD - FOOTPATH REFUND	1,500.00
57620	WESTRAL OUTDOOR CENTRE	25/05/2012	-1,500.00	RFND	11 LOBELIA STREET - FOOTPATH REFUND	1,500.00
57621	MR C E MALET	25/05/2012	-1,500.00	RFND	31 WARATAH AVENUE - FOOTPATH REFUND	1,500.00
57622	DOWSING CONCRETE 9 FERGUSON STREET	25/05/2012	-4,085.84	INV	SUP/INSTALL CONCRETE F/PATH 100MM-ROCHDALE	4,085.84
57623	BARBEQUES GALORE - OSBORNE PARK 4/4	25/05/2012	-608.65	INV	47X 9 CAN COOLER BAG	608.65
57624	LAUGH WA INC C/- 143 HASTINGS STREE	25/05/2012	-115.00	INV	LAUGHTER YOGA TRAINING W/SHOP 9/6/12	115.00
57625	MATT WRIGHT 92 WILLIAMS STREET	25/05/2012	-14.00	INV	REFUND-LOST ITEM RETURNED	14.00
57626	W GREGORY 29 TURFAN WAY	25/05/2012	-135.90	INV	COURSE REFUND TERM 2 2012	135.90
57627	B JEFFREY	25/05/2012	-55.00	RFND	REFUND-TRESILLIAN EXHB KEY BOND	55.00
57628	BEVAN JEFFERY	25/05/2012	-150.00	RFND	REFUND TRESILLIAN EXHB KEY BOND	150.00
57629	VIRGINIA RIMES 5 MCCLEMAN'S ROAD	25/05/2012	-108.70	INV	COURSE REFUND TERM 2 2012	108.70
57630	PEEL ZOO PTY LTD SANCTUARY DRIVE	25/05/2012	-700.00	INV	ZOO2U + TRAVEL	700.00
57631	BY WORD OF MOUTH CATERING	31/05/2012	-3,371.50	INV	CATERING- 25/3/12-ALL ABILITIES PLAY GRND	3,371.50
57632	CITY OF NEDLANDS PETTY CASH	31/05/2012	-454.55	INV	RECOUP PETTY CASH W/E 1/6/12 N/LIB	454.55
57633	DISCUS DIGITAL PRINT	31/05/2012	-165.00	INV	RPR 2X BANNERS W/- FIXINGS-HAMPDEN RD	165.00
57634	SALMAT MEDIAFORCE PTY LTD	31/05/2012	-534.13	INV	DISTRIBUTION-NEDLANDS CITY NEWS APR 2012	534.13
57635	SEEK LIMITED	31/05/2012	-286.00	INV	AD-DIRECTOR DEVELOPMENT JAN 2012	286.00
57636	SYNERGY	31/05/2012	-43,422.85	INV	25/3-24/4/12 STREETLIGHT TARIFF CHARGE	42,581.60
				INV	17/3-16/5/12 ELECTRICITY HARRIS PK LIGHTS	75.55
				INV	17/3-16/5/12 ELECTRICITY BAINES PK	86.10
				INV	16/3-16/5/12 ELECTRICITY STUBBS TCE	44.15



CITY OF NEDLANDS

All Payments 1/05/2012 to 31/05/2012

Database: LIVE

Page: 8

Chq/Ref	Pavee	Date	Amount	Tran	Description	Amount
				INV	17/3-16/5/12 JONES PK ELECTRICITY	57.00
				INV	17/3-16/5/12 ELECTRICITY HAMILTON PK	255.10
				INV	17/3-16/5/12 ELECT ST PETERS SQ BORE	255.55
				INV	17/3-16/5/12 ELECTRICITY CALADENIA GDNS	67.80
57637	TELSTRA CORPORATION LTD	31/05/2012	-7,719.57	INV	TO 9/05/12 DATA CHG-INTERNET ACCESS SVCE	7,659.62
				INV	MTC LIB BROADBAND 17/5/12-16/06/12	59.95
57638	WESTERN POWER CORPORATION	31/05/2012	-4,203.70	INV	MP122684-83 PRINCESS RD ADDITIONAL COSTS	4,203.70
57639	C T MARSHALL & O M RUCK C/- SUBIACO	31/05/2012	-18.30	RFND	OVERPAYMENT REFUND	18.30
57640	J GIORDANO-ORSINI	31/05/2012	-48.13	RFND	OVERPAYMENT REFUND	48.13
57641	ABOUT FUN ENTERTAINMENT PO BOX 2340	31/05/2012	-250.00	INV	DRIPPY DRAGON SHOW	250.00
57642	WARNER BOOKS PTY LTD UF1/2 WESTALL	31/05/2012	-49.95	INV	WHO NEXT? A GUIDE TO CHILDREN'S AUTHORS	49.95
Total CHEQUE			-\$452,956.39			
EFT						
PY01-23	NAB - MUNICIPAL ACCOUNT	08/05/2012	-236,830.19			
PY01-24	NAB - MUNICIPAL ACCOUNT	22/05/2012	-245,940.45			
539	EFT TRANSFER: - 08/05/2012	04/05/2012	-183,065.83	539.7990	WA TREASURY CORPORATION	
				INV	#180 MAY 2012 LOAN REPAYMENT	183,065.83
540	EFT TRANSFER: - 14/05/2012	10/05/2012	-701,895.42	540.100	Advantech Mobile Auto Electrics	
				INV	RPR DAMAGED PIPE,REGASSED-NCC BUS FLT900	616.00
				INV	RPR WIRING-ARROW BOARD	308.00
				540.10024	Lawn Doctor	
				INV	LAWNMOWING MARCH 2012	4,199.93
				540.10248	MIRACLE RECREATION EQUIPMENT	
				INV	RPR/RPLCE SHADE SAIL-CHARLES CRT RSV	783.75
				540.10687	Advanced Spatial Technologies Pty Ltd	
				INV	4X BLUEBEAM CAD MAINT TO 1/7/13 1051431	338.80
				540.10786	Verti-Turf	
				INV	2.5 HOLLOW CORE & DRAG 2 RUGBY-ALLEN PK	1,911.25
				INV	HOLLOW CORE & DRAG 2.4 CHARLES CRT RSV	1,834.80
				540.10895	State Library of WA	
				INV	RECOVERIES OF LOST & DAMAGED BOOKS-87X	1,215.50



CITY OF NEDLANDS

All Payments 1/05/2012 to 31/05/2012

Database: LIVE

Page: 9

<u>Chq/Ref</u>	<u>Pavee</u>	<u>Date</u>	<u>Amount</u>	<u>Tran</u>	<u>Description</u>	<u>Amount</u>
540.11284					Australia Post	
	INV				APRIL 2012 BULK POSTAGE	7,815.45
540.11410					Hays Specialist Recruitment (Aust)	
	INV				W/E 20/4/12 G CHAN CASUAL STAFF	1,161.79
	INV				W/E 6/4/12 G CHAN CASUAL STAFF	2,286.10
540.11421					COOL CLEAR WATER GROUP LTD	
	INV				APR 12 WATER (FILTERED) SVCES	498.30
540.11559					Icon Septech Pty Ltd	
	INV				8X SOAKWELL 1000X1200MM	3,307.04
540.11577					BurkeAir Pty Ltd	
	INV				1/3/12-31/5/12 A/COND PREVENTATIVE MAINT	145.40
	INV				1/3/12-31/5/12 A/COND PREVENTATIVE MAINT	975.07
540.11634					Councillor N Horley	
	INV				COUNCILLORS ALLOWANCE MAY 2012	732.08
540.11804					West Australian Local Government Assoc	
	INV				AD-WSW 6/3/12 WALGA FREE PAGE	173.81
	INV				AD-POST 3/3/12 OUR VISION 2030	3,193.91
	INV				AD 10/3/12 WEST AUST ENG PROJ COORDINATOR	3,407.34
	INV				AD 10/3/12 WEST AUST MNGR PRKS SVCES	3,550.13
	INV				AD 10/3/12 WEST AUST WORKS OPERATOR	2,741.48
	INV				NEDLANDS NEWS - POST 3/3/12	1,573.00
540.11849					MARFLEET DISTRIBUTING CO P/L	
	INV				6SETS	405.83
540.12079					COMPLETE PEST MANAGEMENT SERVICES	
	INV				1/4LY PEST INSPECTION-EXTERNAL NCC	181.50
	INV				1/4LY PEST INSPECTION-HACKETT PLY CNTR	181.50
	INV				1/4LY PEST INSPECTION-COLLEGE PK FAMILY CNTR	181.50
	INV				1/4LY INSPECTION DRABBLE HSE	498.00
	INV				1/4LY PEST INSPECTION-INTERNAL NCC	181.50
	INV				PRE DEMOLITION RAT BAITING - 80 ROSEDALE STREET,	140.00
	INV				PRE DEMOLITION RAT BAITING - 121 VICTORIA AVE	140.00
540.12118					Councillor I Argyle	
	INV				COUNCILLORS ALLOWANCE MAY 2012	732.08
540.12232					Dymocks Claremont	
	INV				LOCAL STOCK RESOURCES	226.75
	INV				LOCAL STOCK RESOURCES	230.56
540.12278					Classic Tree Services	



CITY OF NEDLANDS

All Payments 1/05/2012 to 31/05/2012

Database: LIVE

Page: 10

<u>Chq/Ref</u>	<u>Pavee</u>	<u>Date</u>	<u>Amount</u>	<u>Tran</u>	<u>Description</u>	<u>Amount</u>
				INV	STREET TREE PRUNING SECTOR 2	484.00
				INV	STREET TREE PRUNING SECTOR 4	1,679.70
				INV	STREET TREE PRUNING SECTOR 4	2,458.50
				540.12292	CHARLES & VERONICA SOTO	
				INV	MAR 2012 CATERING- VOLUNTEERS	121.50
				INV	FEB 2012 CATERING- VOLUNTEERS	130.60
				540.12333	City Rubber Stamps & Trophies	
				INV	4X 2860 CLASSIC LINE DATER-RUBBERS ONLY	100.00
				540.12350	Capital Recycling	
				INV	26.3 19MM ROAD BASE 15/3/12	520.74
				INV	CARTAGE CONCRETE/SAND WASTE	8,258.25
				540.12357	Nedlands Newspaper Delivery	
				INV	26/2-24/3/12 NEWSPAPER DELIVERY N/LIB	217.16
				540.12544	Councillor T P James	
				INV	COUNCILLORS ALLOWANCE MAY 2012	732.08
				540.12546	Greenway Enterprises	
				INV	5X 20L ENVIROSOAK SOIL WETTER	902.00
				INV	1X 20L SEASOL COMMERCIAL CONCENTRATE	175.89
				540.12580	LG NET	
				INV	ON-LINE AD-CORP SVCES CO-ORD 29/2-13/4/12	132.00
				540.12622	Charles Service Company	
				INV	MARCH 2012 CLEANING SVCES	10,317.33
				540.12648	Mt Claremont Newsround	
				INV	4/3/12-31/3/12 NEWSPAPER DELIVERY MTC/LIB	90.28
				540.12743	Active Transport & Tilt Tray Svces	
				INV	TRANSPORT WICKET ROLLER 3/4/12	154.00
				540.12890	Mr M R Cole	
				INV	REIMBURSE BROADBAND 7/3-6/4/12	69.95
				540.12914	The Worm Shed	
				INV	WORM CAFE-D SHARP	207.00
				540.12918	GLG GreenLife Group Pty Ltd	
				INV	SWANB ESTATE ADDITIONAL MULCHING	510.62
				540.12929	EMERSON NETWORK POWER AUST P/L	
				INV	REPLACEMENT FILTERS-N/LIB A/COND	220.55
				540.12985	Mr R M Hipkins	
				INV	MAYORAL ALLOWANCE MAY 2012	4,725.00
				540.13010	Quick Colourprint	
				INV	500 BUSINESS CARDS-N DIAS	99.00



CITY OF NEDLANDS

All Payments 1/05/2012 to 31/05/2012

Database: LIVE

Page: 11

<u>Chq/Ref</u>	<u>Pavee</u>	<u>Date</u>	<u>Amount</u>	<u>Tran</u>	<u>Description</u>	<u>Amount</u>
				INV	4X NAME BADGES	71.80
				INV	NAME BADGE	17.95
				INV	NAME BADGE	17.95
				INV	NAME BADGE	17.95
				540.13055	Simon Pental Architect	
				INV	MASTER PLAN-DC CRUICKSHANK	13,652.50
				540.13074	Alliance Demolition Group	
				fund	84 WATKINS ROAD - FOOTPATH REFUND	1,500.00
				540.13093	D & T ASPHALT PTY LTD	
				INV	SUPPLY/LAY ASPHALT 90SQM	2,079.00
				540.13190	Rayson Boats	
				INV	RPR & UPGRADE 6X HOCKEY GOALS	4,301.00
				540.13254	Murphy Painting & Decorating	
				INV	PAINTING-BUS STOP 1 WARATAH AVE	980.00
				INV	PAINTING-BUS STOP 2 WARATAH AVE	330.00
				540.13274	SYRINX ENVIRONMENTAL PTY LTD	
				INV	PT RES RSV FORESHORE & EMBANK RESTORE	25,763.10
				540.13278	LANDFILL GAS AND POWER PTY LTD	
				INV	ELECTRICITY 1/3-1/4/12 DEPOT	1,770.68
				INV	ELECTRICITY 1/3-1/4/12 ADMIN	3,896.42
				540.13287	Broadway Marine Construction	
				INV	RIVER WALL RPRS-10% STAGE 4	11,000.00
				INV	RIVER WALL RPRS-20% STAGE 3	22,000.00
				INV	RIVER WALL RPRS-10% STAGE 3	11,000.00
				INV	RIVER WALL RPRS-10% STAGE 3	11,000.00
				INV	RIVER WALL RPRS-10% STAGE 3	11,000.00
				INV	RIVER WALL RPRS-20% STAGE 3	22,000.00
				540.13289	Graffiti Systems Australia	
				INV	MARCH 2012 GRAFFITI REMOVAL	1,735.58
				540.13305	Councillor K E Collins	
				INV	COUNCILLORS ALLOWANCE MAY 2012	1,434.16
				540.13306	Mr R M Binks	
				INV	COUNCILLORS ALLOWANCE MAY 2012	732.08
				540.13307	M L Somerville-Brown	
				INV	COUNCILLORS ALLOWANCE MAY 2012	732.08
				540.13327	By Word of Mouth Catering	
				INV	CATERING & EQUIP HIRE 25/4/12	1,013.65
				540.13347	SPEEDY HIRE	



CITY OF NEDLANDS

All Payments 1/05/2012 to 31/05/2012

Database: LIVE

Page: 12

<u>Chq/Ref</u>	<u>Pavee</u>	<u>Date</u>	<u>Amount</u>	<u>Tran</u>	<u>Description</u>	<u>Amount</u>
				INV	SEP 2011 PORTABLE TOILET HIRE	188.56
540.13381					Carrington's Traffic Services	
				INV	TRAFFIC MNGMNT PLAN 5801-ALFRED RD	2,475.00
				INV	TRAFFIC CONTROL RAILWAY PDE 4/4/12	467.37
540.13384					Harvey Fresh	
				INV	MILK SUPPLY 1/5/12	66.15
				INV	MILK SUPPLY 24/4/12	66.15
540.13394					Jacobsen Superannuation Fund	
				INV	Jacobsen Superannuation Fund - 61-12-19-20-61	72.58
540.13412					QUICK CORPORATE AUSTRALIA	
				INV	30RM PAPER A4 CANE FIELDS 80 GSM WHT	131.67
				INV	DOCUMENT HOLDER FOLDRACK BLK	53.76
				INV	NOTEBOOK CASE FI2341T BLACK	126.50
				INV	STATIONERY-BLDG COM CONSULT W/SHPS	735.93
				INV	STATIONERY-PLANNING	151.54
				INV	STATIONERY-PLANNING	68.07
				INV	STATIONERY-PLANNING	184.44
540.13416					Mrs J Day	
				INV	REIMBURSE-MOBILE 21/3-20/4/12,CONFERENCE	129.99
540.13428					Lock Stock & Farrell Locksmith Pty Ltd	
				INV	3X ABUS 83/45 75MM SHACKLE	224.85
				INV	CARBINE PS4000 TIEBOLT COM ENTRANCE SET	115.00
540.13465					Crown Content Pty Ltd	
				INV	WHO'S WHO OF WOMEN 2012 EDITION	195.00
540.13468					TREK TEL PTY LTD	
				INV	RELOCATE EXTN 570,INSTALL EXTN 601& 528	303.60
				INV	RELOCATE EXTN 530,539 REINSTALL EXTN 526,569,583	456.50
				INV	PARTS/LABOUR-TELEPHONE CABLING-DEPOT	735.90
				INV	TESTING- 08 93863240 NCC	181.50
540.13487					Swanbourne Coastal Alliance	
				INV	ADMINISTRATION ASSISTANCE GRANT	350.00
540.13534					Nu-Trac Rural Contracting	
				INV	SWANB BEACH CLEANING MAR 2012	1,240.25
540.13553					JJ Works Pty Ltd	
				INV	STREET SIGNS	767.25
				INV	COMMUNITY SIGNS	882.75
540.13581					Captain Stirling IGA Supermarket	



CITY OF NEDLANDS

All Payments 1/05/2012 to 31/05/2012

Database: LIVE

Page: 13

<u>Chq/Ref</u>	<u>Pavee</u>	<u>Date</u>	<u>Amount</u>	<u>Tran</u>	<u>Description</u>	<u>Amount</u>
				INV	CATERING SUPPLIES-DOG DAY OUT 1/4/12	59.48
540.13592					Curtis Bersan	
				INV	12/2-10/4/12 COMMISSION-MTC TENNIS CRT	106.80
540.13651					Jacqueline C Giles	
				INV	15X TURTLES CAPTURED & RELOCATED + REPORT	3,944.00
540.13677					Subiaco Business Association	
				INV	SUBIZ 2012 SPONSORSHIP-BEST NOT FOR PROFIT	6,050.00
540.13693					Elan Media Partners Pty Ltd	
				INV	LOCAL STOCK RESOURCES	125.51
				INV	LOCAL STOCK RESOURCES	36.17
				INV	LOCAL STOCK RESOURCES	80.51
				INV	LOCAL STOCK RESOURCES	78.94
				INV	LOCAL STOCK RESOURCES	227.02
				INV	LOCAL STOCK RESOURCES	70.58
				INV	LOCAL STOCK RESOURCES	35.70
540.13713					Kinetic Health Group Pty Ltd	
				INV	PRE-EMPLOYMENT MEDICAL K SHABEK	148.50
				INV	PRE-EMPLOYMENT MEDICAL-L DAVIES & C GALBRAITH	385.00
				INV	PRE EMPLOYMENT MEDICAL-S KALWIJ,D PYNNONEN	385.00
				INV	PRE EMPLOYMENT MEDICAL-M AYRE	148.50
540.13755					Analytical Reference Laboratory (WA)	
				INV	4X ASBESTOS IE-PLM	242.00
540.13761					Rynat Industries	
				INV	INSTALL TOILET PARTITIONS	1,430.00
540.13772					Ms D E Blake	
				INV	REIMBURSE INTERNET 19/3-18/4/12	69.95
540.13775					Australia Post - 604909	
				INV	APR 2012 REPLY PAID LETTERS	85.00
540.13812					Nicole Borowicz	
				INV	REIMBURSE MOBILE 22/3-21/4/12	60.00
540.13813					Ms J A Heyes	
				INV	REIMBURSE MOBILE 13/1-12/4/12	67.76
540.13824					ALS Library Services Pty Ltd	
				INV	LOCAL STOCK RESOURCES	204.74
				INV	LOCAL STOCK RESOURCES	331.44
				INV	LOCAL STOCK RESOURCES	224.91
				INV	LOCAL STOCK RESOURCES	273.42



CITY OF NEDLANDS

All Payments 1/05/2012 to 31/05/2012

Database: LIVE

Page: 14

<u>Chq/Ref</u>	<u>Pavee</u>	<u>Date</u>	<u>Amount</u>	<u>Tran</u>	<u>Description</u>	<u>Amount</u>
				INV	LOCAL STOCK RESOURCES	51.54
540.13827					DZOLV Products Pty Ltd	
				INV	92X DOGGY DUMPAGE DISPOSAL UNITS	5,788.64
540.13840					Hans M J Andresen	
				INV	INSTALL 3X BANNERS-HAMPDEN RD	258.50
540.13845					Councillor K E Walker	
				INV	COUNCILLORS ALLOWANCE MAY 2012	732.08
540.13846					Councillor N W Shaw	
				INV	COUNCILLORS ALLOWANCE MAY 2012	732.08
540.13854					Gavin Construction	
				INV	JOHN LECKIE PAV REFURBISHMENT- 7	190,181.87
540.13856					Councillor J Porter	
				INV	COUNCILLORS ALLOWANCE MAY 2012	732.08
540.13857					Councillor L McManus	
				INV	COUNCILLORS ALLOWANCE MAY 2012	732.08
540.13861					ADT Security	
				INV	ALARM RESPONSE ZONE 45	93.50
				INV	APR 2012 SECURITY-DEPOT FENCE LEASE	928.28
540.13931					Enviro Sweep	
				INV	ADDITIONAL MARCH 2012 SWEEPING	3,666.99
				INV	MARCH 2012 SWEEPING SERVICE	14,769.23
540.13947					KAYLA R BINDING	
				INV	REIMBURSE-UNIFORM ALTERATIONS	100.00
540.1720					COMPUTER BADGE EMBROIDERY	
				INV	30X WA RANGER LOGO-LHB, 1X TEXT JACKET BACK	189.75
540.2220					EBSCO AUSTRALIA	
				INV	6/12-5/13 ONLINE SUBSCRIPTIONS 5X	3,634.40
540.345					Environmental Health Aust (WA) Inc	
				INV	66TH ANNUAL CONF-A MELVILLE,C HAMMOND	990.00
540.350					Aust Institute of Management	
				INV	EXCEL INTRO 07/10 K WYATT 4/5/12	290.00
				INV	WORD INTERM-R FORREST 20/2/12	340.00
				INV	WORD *E* ADV-R FORREST 2007/10 21/3/12	340.00
				INV	4/12 ASSES-WK/PLCE PROJ/ADMIN FEE-M CULHANE	220.00
540.3580					JASON SIGNMAKERS	
				INV	2X SIGNS-BEATON PK & DARAN PK	8,250.00
540.360					Australia Post	
				INV	04/12 COUNTER B/PAY & C/CARD TRANS FEE	31.68



CITY OF NEDLANDS

All Payments 1/05/2012 to 31/05/2012

Database: LIVE

Page: 15

<u>Chq/Ref</u>	<u>Pavee</u>	<u>Date</u>	<u>Amount</u>	<u>Tran</u>	<u>Description</u>	<u>Amount</u>
			540.380		Australian Taxation Office	
			INV		Payroll Deduction	75,391.21
			INV		Payroll Deduction	66,203.31
			540.3800		Keep Australia Beautiful Council	
			INV		1X LRG BIN MARINE S/S + POST INSTALLED	430.00
			540.400		Australian Services Union	
			INV		Payroll Deduction	138.50
			INV		Payroll Deduction	138.50
			540.4040		The Lane Bookshop	
			INV		LOCAL STOCK RESOURCES N/LIB	39.15
			540.4150		LO-GO Appointments	
			INV		W/E 7/4/12 M ROACH CASUAL STAFF	1,513.60
			INV		W/E 14/4/12 M ROACH CASUAL STAFF	1,513.60
			INV		W/E 27/3/12 O REECE CASUAL STAFF	1,709.40
			INV		W/E 27/3/12 J MARSLAND CASUAL STAFF	1,729.75
			INV		W/E 31/3/12 J MARSLAND CASUAL STAFF	1,709.40
			INV		W/E 31/3/12 O REECE CASUAL STAFF	1,729.75
			540.4370		Martineaus Patisserie	
			INV		CATERING-PERTH WASTE COUNCILLOR W/SHP	163.20
			INV		LIBRARY CATERING EASTER 2012	60.00
			540.4500		McLeods Barristers & Solicitors	
			INV		ASTRO SYNTHETIC TURF-26 GENESTA-31336	2,124.86
			INV		ACQUISITION - 57A ABERDARE RD 31170	1,097.26
			INV		FRANCO:38 & 40 JUTLAND PDE - 28499	1,779.16
			INV		MELVISTA LODGE-MULITPLE DWELLINGS 28759	1,267.75
			INV		2 HYNES RD DALK-SHORT STAY ACCOMMODATION 30410	1,609.38
			540.4972		Neverfail Springwater Ltd	
			INV		SPRINGWATER 10X 11L - N/LIB	105.00
			540.5080		OCE AUSTRALIA LTD	
			INV		44242-OCE COLORWAVE PRINTER APR 2012	110.00
			540.5592		PLACER MANAGEMENT GROUP	
			INV		8/4/12 A CRONIN CASUAL STAFF	1,410.75
			INV		15/4/12 A CRONIN CASUAL STAFF	1,410.75
			540.760		Brealey Plumbing Service	
			INV		PLUMBING MAINT-NCC	110.00
			INV		PLUMBING MAINT-DALK HALL	137.50
			540.7675		Landgate - GRV	



CITY OF NEDLANDS

All Payments 1/05/2012 to 31/05/2012

Database: LIVE

Page: 16

<u>Chq/Ref</u>	<u>Pavee</u>	<u>Date</u>	<u>Amount</u>	<u>Tran</u>	<u>Description</u>	<u>Amount</u>
				INV	GRV'S 17/3-30/3/12 SCHDL G2012/7	774.91
			540.8010		Corporate Express Australia Ltd	
				INV	STATIONERY-N/LIB	130.29
			540.8110		Wattleup Tractors	
				INV	15X BLADE MBA 29 8, 1X HEADLIGHT	569.35
			540.8242		West Metro Regional Council	
				INV	WASTE DISPOSAL 9/4 - 13/4/12	16,616.68
				INV	WASTE DISPOSAL 2 - 7/4/12	18,285.88
			540.860		Bunnings Group Limited	
				INV	BUILDING SUPPLIES	357.44
				INV	2X SUNTUF ACRYLIC SHEET 900X600 3MM CLEAR	98.00
				INV	ENTRANCE KNOB SET MANNING GB SVP SS	29.97
				INV	HOSE FIT CONNECTOR NETA 18MM STOP CONNECT	6.39
				INV	2X HOOKS HAT & COAT RND CP CD1	10.70
				INV	MASONITE WHITECOAT 3.2MM 2440X1220	23.00
				INV	BUILDING SUPPLIES	21.90
				INV	BUILDING SUPPLIES	44.54
				INV	BUILDING SUPPLIES	121.15
				INV	BUILDING SUPPLIES	20.88
				INV	5X 3.0M 100X100MM PINE POST,TREATED MGP10	153.90
				INV	BUILDING SUPPLIES	540.08
				INV	BUILDING SUPPLIES	25.51
				INV	BUILDING SUPPLIES	151.02
				INV	BUILDING SUPPLIES	74.12
				INV	BUILDING SUPPLIES	75.55
				INV	TAPE TOUGH SCOTCH 48MM 18.2M	16.98
				INV	CASTOR FURNITURE HOODED 40MM SOCKET	4.45
				INV	MDF STND PANEL 6MM 900X600MM	6.75
				INV	PACKAGING TAPE & DISPENSER	41.64
				INV	2X EXTN LEAD ARLEC 5M 10AMP WHITE	9.50
				INV	BUILDING SUPPLIES	270.74
				INV	BUILDING SUPPLIES	32.84
				INV	BUILDING SUPPLIES	54.96
				INV	TURPENTINE 4L, PAINT 4L VIVID WHITE	88.86
				INV	BUILDING SUPPLIES	174.11
			540.880		Bunzl Limited	
				INV	TOILET REQUISITES	1,607.71
				INV	TOILET REQUISITES	584.38



CITY OF NEDLANDS

All Payments 1/05/2012 to 31/05/2012

Database: LIVE

Page: 17

<u>Chq/Ref</u>	<u>Pavee</u>	<u>Date</u>	<u>Amount</u>	<u>Tran</u>	<u>Description</u>	<u>Amount</u>
				540.9872	Civica Pty Ltd	
				INV	Setup goods receipts functionality in Authority	874.50
				INV	MS - DR & ADMIN SVCES MAY 2012	7,931.00
				540.9876	PRIESTMAN & SHARP	
				INV	PANEL & PAINT RPRS-1DHL726	1,539.46
				INV	INS EXCESS CLAIM 633207965NXN 1DHL726	2,000.00
541	EFT TRANSFER: - 22/05/2012	18/05/2012	-274,390.41	541.10405	White Eagle Commercial Cleaning	
				INV	APR 2012 CLEANING SVCES -N/LIB	1,882.10
				541.11559	Icon Septech Pty Ltd	
				INV	22X SOAKWELL 1000X1200MM	9,094.36
				INV	DRAINAGE MATERIALS	6,069.62
				541.11781	Dept of Premier & Cabinet	
				INV	SGG PRINTING SPECIAL GOV GAZETTE	1,924.90
				INV	3X LOC GOVT ACT 1995 (LOOSE LEAF) LGLLACTKIT95	224.95
				541.12026	Bolinda Publishing Pty Ltd	
				INV	AUDIO BOOK-BETRAYAL	118.70
				541.12278	Classic Tree Services	
				INV	ADJ TO INV 15229-NANDINA AVE	22.00
				541.12308	Carabooda Roll On Instant lawn	
				INV	135 SQM URGENT TURF REPAIRS-HIGHVIEW PK	2,049.30
				541.12425	PSV Design	
				INV	BLDG PERMIT CHECK & SIGNING APR 2012	1,584.00
				541.12546	Greenway Enterprises	
				INV	24X FLURO ORANGE SURVEY PAINT	118.27
				INV	4X 20L SEASOL COMMERCIAL CONCENTRATE	703.56
				541.12762	Assa Abloy Entrance Systems Aust Pty Ltd	
				INV	MTC C/CNTR AUTO DOOR-ADJ SENSOR	241.45
				541.12885	Raeco/CEI Pty Ltd	
				INV	LIBRARY STATIONERY APR 12	455.20
				541.12918	GLG GreenLife Group Pty Ltd	
				INV	ADDITIONAL MULCHING - CAMELIA AVE-51173	2,956.37
				INV	ADDITIONAL MULCHING - CAMELIA AVE	2,956.37
				541.12981	COUNTRY KITCHEN CATERING	
				INV	CATERING-COUNCIL MEETING 27/3/12	740.00
				INV	CATERING-COUNCIL MEETING 10/4/12	740.00
				INV	CATERING-BUDGET W/SHP 17/4/12	350.00
				INV	CATERING-BLACK SPOT COUNCILLOR W/SHP	200.00
				541.12987	WREN OIL	



CITY OF NEDLANDS

All Payments 1/05/2012 to 31/05/2012

Database: LIVE

Page: 18

<u>Chq/Ref</u>	<u>Pavee</u>	<u>Date</u>	<u>Amount</u>	<u>Tran</u>	<u>Description</u>	<u>Amount</u>
				INV	WASTE DISPOSAL-600L WASTE OIL	18.15
541.13016					OPUS INTERNATIONAL CONSULT (PCA) LT	
				INV	ROMAN II BUREAU SVCES 24/3-20/4/12	3,680.82
541.13381					Carrington's Traffic Services	
				INV	TRAFFIC CONTROL ALFRED RD	3,841.48
541.13416					Mrs J Day	
				INV	SUNDOWNER-MEET,GREET, & NETWORK-REIMB EXP	62.00
541.13476					ROAD SIGNS AUSTRALIA PTY LTD	
				INV	2X CONVEX MIRRORS-600MM OUTDOOR	550.00
				INV	26X RESERVED PARKING SIGNS 300X450MM	514.80
541.13511					Healy Constructions Pty Ltd	
				INV	INSTALL STRUTTING BEAMS-ADMIN	7,218.75
541.13553					JJ Works Pty Ltd	
				INV	STREET SIGNS-SUPPLY & INSTALLATION	968.00
541.13568					Digital Mapping Solutions	
				INV	GIS CONSULTING SVCES 3 DAYS FEB 2012-D FRANCE	4,488.00
541.13628					Liquor Barons Dalkeith	
				INV	CATERING SUPPLIES-TECH SVCES	168.96
541.13742					Good Reading Magazine Pty Ltd	
				INV	ONLINE-GOOD READING & SPINEOUT MAG-9/5/13	693.00
541.13758					Henlyn Constructions Pty Ltd	
				INV	REFURBISHMENT-MAISONETTES-FINAL	8,152.96
541.13803					Snap Printing Northbridge	
				INV	500X A4 FLYERS-SUBJECTS OF NOTE	528.00
541.13832					Pamela Pik-wan Stephenson	
				INV	TERM 2 2012 TUTOR FEE	630.00
541.13865					Expect Australia Pty Ltd	
				INV	2 - 5/4/12 A WROBLEWSKA, J MARKHAM	1,472.33
				INV	26 - 30/3/12 L JERINIC, J MARKHAM-PROCC	2,801.65
541.13882					Commercial Cleaning Services (WA) P/L	
				INV	APRIL 2012 CLEANING SERVICES	7,227.00
541.13883					Oliver's Lawn & Landscaping Pty Ltd	
				INV	APR 2012 IRRIGATION MAINT SVCES	5,236.00
				INV	APR 2012 IRRIGATION MAINT SVCES	5,236.00
541.13938					HAS Earthmoving	
				INV	INSTALL SOAKWELLS-ALFRED RD	26,031.50
541.13945					Italia Stone Group Pty Ltd	
				INV	PROG CLM 1 - BEECHAM RD RETAINING WALL	105,579.94



CITY OF NEDLANDS

All Payments 1/05/2012 to 31/05/2012

Database: LIVE

Page: 19

<u>Chq/Ref</u>	<u>Pavee</u>	<u>Date</u>	<u>Amount</u>	<u>Tran</u>	<u>Description</u>	<u>Amount</u>
			541.1428		City of Subiaco	
			INV		PAYMENT FOR DAMAGED BOOK-INCENDIARY	25.30
			541.1790		COUNCIL ON THE AGEING (WA) INC.	
			INV		2X WA ACTIVE AGEING CONF 2012	500.00
			541.1955		David Gray & Co Pty Ltd	
			INV		10X AMDRO ANT GRANULES 450GM,BLKBRY & TREE	1,058.37
			541.3045		Hollywood-Subiaco Bowling Club (Inc	
			INV		ROOM HIRE & CATERING-SCP WORKSHOP	950.00
			541.350		Aust Institute of Management	
			INV		J DAY-PROF COACH & ASSESSMENT	5,420.00
			541.3660		Harbottle On-Premise	
			INV		10 PK HYLAS SPR/WTR STILL PET 600ML	96.00
			541.4150		LO-GO Appointments	
			INV		W/E 17/3/12 O REECE CASUAL STAFF	1,587.30
			INV		W/E 28/4/12 O REECE CASUAL STAFF	1,017.50
			INV		W/E 21/4/12 O REECE CASUAL STAFF	1,709.40
			INV		W/E 7/4/12 J MARSLAND CASUAL STAFF	1,363.45
			INV		W/E 14/4/12 J MARSLAND CASUAL STAFF	1,383.80
			INV		W/E 14/4/12 O REECE CASUAL STAFF	1,363.45
			INV		W/E 31/3/12 H TIPPLE CASUAL STAFF-411953	1,729.75
			INV		W/E 7/4/12 H TIPPLE CASUAL STAFF	712.25
			INV		W/E 31/3/12 S MCLOUGHLIN CASUAL STAFF	1,709.40
			INV		W/E 7/4/12 S MCLOUGHLIN CASUAL STAFF	1,363.45
			INV		W/E 14/4/12 S MCLOUGHLIN CASUAL STAFF	1,363.45
			INV		W/E 21/4/12 S MCLOUGHLIN CASUAL STAFF	1,587.30
			INV		W/E 28/4/12 S MCLOUGHLIN CASUAL STAFF	1,383.80
			INV		W/E 21/4/12 H TIPPLE CASUAL STAFF	1,709.40
			INV		W/E 28/4/12 H TIPPLE CASUAL STAFF	1,383.80
			INV		W/E 28/4/12 J MARSLAND CASUAL STAFF	1,363.45
			INV		W/E 21/4/12 J MARSLAND CASUAL STAFF	1,709.40
			541.4370		Martineaus Patisserie	
			INV		CATERING-DRC CLIENT'S 100TH B/DAY	63.00
			541.640		Benara Nurseries	
			INV		PURCHASE OF VARIOUS PLANTS	752.02
			541.6585		SPOTLIGHT PTY LTD	
			INV		MATERIALS-DRC CLIENT'S 100TH BIRTHDAY	99.64
			541.741		Boyan Electrical Services	
			INV		RPR BURNT OUT WIRE-MTC OVAL BBQ	159.50



CITY OF NEDLANDS

All Payments 1/05/2012 to 31/05/2012

Database: LIVE

Page: 20

<u>Chq/Ref</u>	<u>Pavee</u>	<u>Date</u>	<u>Amount</u>	<u>Tran</u>	<u>Description</u>	<u>Amount</u>
				INV	RPR CONNECTION TO ELEMENT-BEATON PK BBQ	159.50
			541.760		Brealey Plumbing Service	
				INV	PLUMBING MAINTENANCE-TRESILLIAN	143.00
				INV	PLUMBING MAINTENANCE-TRESILLIAN	148.50
			541.7675		Landgate - GRV	
				INV	GRV'S APRIL 2012	542.21
			541.8110		Wattleup Tractors	
				INV	RPR CHECK OUT A/COND SWITCH INCL PARTS	479.35
			541.8242		West Metro Regional Council	
				INV	WASTE DISPOSAL 16 - 20/4/12	18,595.65
			541.860		Bunnings Group Limited	
				INV	HARDWARE SUPPLIES - 116515	9.50
				INV	HARDWARE SUPPLIES - 116515	10.90
				INV	HARDWARE SUPPLIES - 116515	110.49
				INV	HARDWARE SUPPLIES - 116514	27.82
				INV	HARDWARE SUPPLIES - 116514	68.82
			541.9927		Webb & Brown Neaves	
				fund	93 DALKEITH ROAD - FOOTPATH REFUND	1,500.00
				fund	59 WOOD STREET - FOOTPATH REFUND	1,500.00
542	EFT TRANSFER: - 29/05/2012	29/05/2012	-354,300.26	542.100	Advantech Mobile Auto Electrics	
				INV	12V AGM87 DEEP CYCLE BATTERY	363.00
			542.10786		Verti-Turf	
				INV	2.5 HOLLOW CORE & DRAG OVAL-MELVISTA	1,911.25
			542.10895		State Library of WA	
				INV	RECOVERIES OF LOST & DAMAGED BOOKS	235.40
				INV	RECOVERIES OF LOST & DAMAGED BOOKS	485.10
				INV	RECOVERIES OF LOST & DAMAGED BOOKS	738.10
				INV	RECOVERIES OF LOST & DAMAGED BOOKS	212.30
				INV	RECOVERIES OF LOST & DAMAGED BOOKS	29.70
				INV	RECOVERIES OF LOST & DAMAGED BOOKS	13.20
			542.11296		Budget Rent a Car	
				INV	EQUIPMENT HIRE 26/3-20/4/12 1DIJ712	1,072.27
			542.11410		Hays Specialist Recruitment (Aust)	
				INV	W/E 13/4/12 G CHAN CASUAL STAFF	2,286.10
			542.11804		West Australian Local Government Assoc	
				INV	K WALKER-FINANCIAL REPORTS & BUDGET	395.00
				INV	K WALKER-ASSESS FEE-FINANCE REPORTS&BUDGETS	225.00



CITY OF NEDLANDS

All Payments 1/05/2012 to 31/05/2012

Database: LIVE

Page: 21

<u>Chq/Ref</u>	<u>Pavee</u>	<u>Date</u>	<u>Amount</u>	<u>Tran</u>	<u>Description</u>	<u>Amount</u>
				INV	J PORTER ASSES FEE-STRATEGIC PLANNING	225.00
				INV	J PORTER-CRSE FEE-STRATEGIC PLANNING	395.00
				542.12023	Terrace Photographers Pty Ltd	
				INV	18X HIGH & LOW RES COL BAL & RETOUCHE-CRS PHOTOS	352.00
				542.12222	Conservation Volunteers Australia	
				INV	PROJ CONTRIBUTION-SWANB-COASTCARE	2,640.00
				542.12314	Altus Traffic	
				INV	TRAFFIC CONTROL-2012 ANZAC DAY CEREMONY	1,330.71
				542.12358	SORENSEN SHORT & ASSOC	
				INV	SURVEY-ADDITIONAL WORKS (RIVER AREA)	632.50
				542.12427	ROD HAWKER	
				INV	REIMBURSE VOLUNTEER EXPENSES	36.85
				542.12532	TOTAL EDEN PTY LTD	
				INV	WIRE SOLENOID MULTICORE 7C 1.5MM 100M	271.70
				INV	IRRIGATION MATERIALS	18.61
				INV	IRRIGATION FITTINGS	119.95
				542.12546	Greenway Enterprises	
				INV	36X TERRACOTTEM UNIVERSAL 10KG	8,569.00
				542.12604	DOMINO'S PIZZA AUST-FORTUNE TREE P/L	
				INV	CATERING-SOCIAL SUPPORT EVENT	46.85
				542.12609	A Siegrsist	
				INV	TUTOR FEES TERM 2 2012	3,040.00
				542.12677	Wilson Security	
				INV	MAR 12 MOBILE PATROL/LOCK UP SVCE-SWN C/PK	191.36
				INV	29/2/12 MOBILE PATROL/LOCK UP SVCE-SWN C/PK	6.38
				542.12735	COMFORT KEEPERS	
				INV	SVCE FOR HACC CLIENTS APR 2012	184.50
				INV	SVCE FOR HACC CLIENTS APR 2012	1,638.88
				542.12765	PERTHWASTE PTY LTD	
				INV	WASTE REMOVAL SVCES PRE PAY JUN 2012	90,100.00
				542.12777	PERTH IRRIGATION CENTRE	
				INV	IRRIGATION FITTINGS	1,070.41
				542.12797	TRIDENT SIGNS	
				INV	3M X 1M BANNER - WATERWISE GDN COMP	333.85
				542.12826	Catherine Schilizzi	
				INV	TUTOR FEES TERM 2 2012	6,880.00
				542.12847	LANIER (AUSTRALIA) PTY LTD	



CITY OF NEDLANDS

All Payments 1/05/2012 to 31/05/2012

Database: LIVE

Page: 22

<u>Chq/Ref</u>	<u>Pavee</u>	<u>Date</u>	<u>Amount</u>	<u>Tran</u>	<u>Description</u>	<u>Amount</u>
				INV	COPIER/PRINTER LEASES & COPY CHGS-29/2/12	9,981.53
				INV	COPIER/PRINTER LEASES & COPY CHGS-31/3/12	8,991.73
542.12890					Mr M R Cole	
				INV	REIMBURSE-PLANNING TEAM BLDG LUNCH	695.64
542.12918					GLG GreenLife Group Pty Ltd	
				INV	VERGE MOWING MAR & APR 2012	7,067.50
542.12944					Reliance Petroleum	
				INV	3X 205L PACK CA GTX PROF 15W-40	2,769.05
542.12960					Atlantic Therapy Services	
				INV	CASUAL STAFF - K KIM 26/4/12-DRC	260.60
542.12985					Mr R M Hipkins	
				INV	REIMB LEGAL FEES-DECISION 13.3 24/4/12	326.70
542.13095					Rentokil Initial Pty Ltd	
				INV	MAY 12 INDOOR PLANT HIRE & MAINT-CRP/SVCE	198.14
542.13123					TOLL PRIORITY	
				INV	MAIL PICK UP & DELIVERY	335.92
542.13165					Tex Onsite Pty Ltd	
				INV	TRUCK TESTING-SQUIRREL 8WJ740	449.89
542.13194					Aquarium Artists Australia Pty Ltd	
				INV	APR 12 AQUARIUM MAINTENANCE	260.00
542.13247					TOLL TRANSPORT PTY LTD	
				INV	COURIER-26/4/12 TRESILLIAN TO ATEAM	14.34
542.13344					YMCA OF PERTH YOUTH & COMMUNITY SVC	
				INV	CORRECTION-UNDERPAID INV 544-EFT 515 9/12/11	306.82
542.13347					SPEEDY HIRE	
				INV	APR 2012 PORTABLE TOILET HIRE	188.56
542.13412					QUICK CORPORATE AUSTRALIA	
				INV	30RM PAPER A4 CANE FIELDS 80 GSM WHT	131.67
				INV	30RM PAPER A4 CANE FIELDS 80 GSM WHT	131.67
542.13473					STATEWIDE VEHICLE HOIST SERVICE WA	
				INV	RPLC PUMP ON 4488 MOLNAR	415.71
542.13476					ROAD SIGNS AUSTRALIA PTY LTD	
				INV	STREET SIGN,LOADING ZONE,POSTS	700.59
				INV	2X STICKERS-16 APRIL TO 2 MAY 350MMX40MM	10.56
				INV	SIGNS & INSTALLATION MATERIALS-MT CLAREMONT	218.46
542.13534					Nu-Trac Rural Contracting	
				INV	SWANB BEACH CLEANING APR 2012	620.13
542.13536					Recovre Pty Ltd	



CITY OF NEDLANDS

All Payments 1/05/2012 to 31/05/2012

Database: LIVE

Page: 23

<u>Chq/Ref</u>	<u>Pavee</u>	<u>Date</u>	<u>Amount</u>	<u>Tran</u>	<u>Description</u>	<u>Amount</u>
				INV	D APPLEBY-WORKSTATION ERGONOMICS ASSESSMENT	429.00
542.13553					JJ Works Pty Ltd	
				INV	SUP/INSTALL STREET SIGN-SALTSPRAY CRT	118.25
542.13575					Lo Zucchero	
				INV	CATERING-AFFINITY SOCIAL DANCE	104.00
542.13713					Kinetic Health Group Pty Ltd	
				INV	PRE-EMPLOYMENT MEDICAL-F YOUNG	225.50
				INV	PRE-EMPLOYMENT MEDICAL L OLIVER	148.50
				INV	PRE-EMPLOYMENT MEDICAL M ELLIOT,Z BATEMAN	341.00
				INV	PRE-EMPLOYMENT MEDICAL E BAKER	148.50
				INV	PRE-EMPLOYMENT MEDICAL 2X	429.00
542.13733					Palm Springs-West Coast Spring Water	
				INV	2X 15L WATER BOTTLE SUPPLY-PROCC	13.50
				INV	3X 15L BOTTLE SPRING WATER-NCC	20.25
542.13738					CJS Limestone Contractors Pty Ltd	
				INV	LIMESTONE RETAINING-PATH UPGRADE ALLEN PK	16,863.00
542.13760					GMC Print Pty Ltd	
				INV	20000X LETTERHEADS	1,313.40
542.13765					Officino	
				INV	DELTA COMFORT DUO HIGH BACK CHAIR	388.50
542.13802					Kool Digital Graphics	
				INV	BUSH TO BEACH TRAIL LOGO (PART DESIGN)	462.00
542.13817					Cardno (QLD) Pty Ltd	
				INV	SWANB NEDLANDS TMS-SERVICES	1,613.70
542.13824					ALS Library Services Pty Ltd	
				INV	LOCAL STOCK RESOURCES	246.52
				INV	LOCAL STOCK RESOURCES	251.65
				INV	LOCAL STOCK RESOURCES	223.11
				INV	LOCAL STOCK RESOURCES	46.38
542.13842					Tree Amigos Tree Surgeons Pty Ltd	
				INV	ARBORICULTURAL SVCES-73 MELVISTA	1,890.08
				INV	ARBORICULTURAL SVCES-BEECHAM RD	18,763.25
542.13861					ADT Security	
				INV	ALARM RESPONSE ZONE 2 3/2/12	93.50
				INV	ALARM RESPONSE 3/2/12-CLNR ON SITE	93.50
				INV	ALARM RESPONSE ZONE 15 & 2 2/2/12	93.50
				INV	ALARM RESPONSE ZONE 3 30/1/12	93.50



CITY OF NEDLANDS

All Payments 1/05/2012 to 31/05/2012

Database: LIVE

Page: 24

<u>Chq/Ref</u>	<u>Pavee</u>	<u>Date</u>	<u>Amount</u>	<u>Tran</u>	<u>Description</u>	<u>Amount</u>
				542.13932	Databank Technologies Pty Ltd T/as	
				INV	RECORDS-DELIVERY/STORAGE APR 2012	593.43
				INV	OFFSITE TAPE STORAGE APR 2012	110.00
				542.13944	Ergolink	
				INV	CHAIR GR AA130CE NELSON BLACK-116552	440.55
				542.1447	CJD Equipment Pty Ltd	
				INV	500HR SVCE FLT 539 INCL MATERIALS	1,087.63
				542.1900	DALKEITH NEDLANDS BOWLING CLUB	
				INV	ELECTRICITY 10/2-12/4/12 PROCC	654.37
				542.2048	TILLYS HOME HELPERS	
				INV	GRDN SVCE FOR HACC CLIENTS APR 2012	2,543.75
				542.2098	Duncan Autos Pty Ltd	
				INV	NISSAN X-TRAIL ST-L AUTO CVT 1DWM761	10,708.76
				542.2262	Elliott's Irrigation Pty Ltd	
				INV	EXCAVATION OF MAINLINE FOR RPRS-MELVISTA PK	852.50
				INV	IRRIGATION-NEDLANDS BRIDGE CLB	10,730.50
				542.350	Aust Institute of Management	
				INV	D BLAKE-ORGANISATIONAL COACHING	50.00
				INV	S METTAM-ORGANISATIONAL COACHING	50.00
				INV	K WYATT-WORD INTRO 7/5/12	290.00
				542.3615	JJ CLEANING PTY LTD	
				INV	APRIL 2012 CLEANING-NCC	1,996.00
				542.367	Ausnet Industries	
				INV	5X STANDARD CHAIN LINK NET	187.00
				542.380	Australian Taxation Office	
				INV	Payroll Deduction	68,798.72
				542.400	Australian Services Union	
				INV	Payroll Deduction	138.50
				INV	Payroll Deduction	138.50
				542.4150	LO-GO Appointments	
				INV	W/E 28/4/12 M ROACH CASUAL STAFF	1,513.60
				542.4370	Martineaus Patisserie	
				INV	CATERING-SCP WORKSHOP 26/4/12	45.60
				542.4500	McLeods Barristers & Solicitors	
				INV	ADOPTION OF SCHEME AMEND #192-66141	371.69
				INV	SAT REVIEW-SONIC HLTHCARE-V-CON 31027	10,782.96
				INV	PARKING PROSECUTION-D D'ANNUNZIO-31207	201.30
				INV	ADOPTION OF SCHEME AMEND #192-30760	6,696.80



CITY OF NEDLANDS

All Payments 1/05/2012 to 31/05/2012

Database: LIVE

Page: 25

<u>Chq/Ref</u>	<u>Pavee</u>	<u>Date</u>	<u>Amount</u>	<u>Tran</u>	<u>Description</u>	<u>Amount</u>
				INV	INCOMPLETE/ILLEGAL BLDG-57 GALLOP RD-29873	979.06
				INV	SWIMMING POOL/SPA-121 ROCHDALE-31018	696.58
				INV	POOL PROSECUTION:AQUA TECHNICS-31469	668.07
				INV	66578DIVIDING FENCE/WALL-14 NARDINA/1 MINORA-66578	802.13
			542.4945		SHEPPARD'S NEWSROUND	
				INV	25/3-21/4/12 NEWSPAPER DELIVERY	41.77
			542.4972		Neverfail Springwater Ltd	
				INV	SPRINGWATER 3X 15L MTC LIB APR 12	39.95
				INV	SPRINGWATER 9X 11L - N/LIB APR 12	94.50
			542.5592		PLACER MANAGEMENT GROUP	
				INV	22/4/12 A CRONIN CASUAL STAFF-NCC	1,763.44
				INV	29/4/12 A CRONIN CASUAL STAFF-NCC	1,410.75
			542.6080		Ron Mack Machinery	
				INV	SVCE/RPRS ROBLAND COMBINATION MACHINE	1,200.93
			542.8010		Corporate Express Australia Ltd	
				INV	STATIONERY & KITCHEN SUPPLIES-DEPOT	719.74
			542.8170		Westcare Industries	
				INV	5000X LETTERS ENVELOPED-STRATEGIC PLAN	718.30
			542.8242		West Metro Regional Council	
				INV	WASTE DISPOSAL 23 - 30/4/12	21,637.72
			542.860		Bunnings Group Limited	
				INV	HOSE COCK KINETIC 15MM GRDN TAP R/BRASS	6.89
543	EFT TRANSFER: - 01/06/2012	31/05/2012	-509,718.68	543.10024	Lawn Doctor	
				INV	LAWNMOWING APRIL 2012	4,199.93
				543.10405	White Eagle Commercial Cleaning	
				INV	MAY 2012 CLEANING SVCES -N/LIB	1,882.10
				543.11958	Asphaltech Pty Ltd	
				INV	523.2 TONNE 7MM, 63.8 TONNE	127,366.05
				543.11974	A TEAM PRINTING	
				INV	1500X DL INVITATIONS-WA SOCIETY OF ARTS	523.60
				543.12346	Ughetta Nolli Dodds	
				INV	TUTOR FEES TERM 2 2012	1,600.00
				543.12358	SORENSEN SHORT & ASSOC	
				INV	SURVEY PARTY PER REPORT #14848-ALFRED RD	2,431.00
				543.12362	VEHEQUIP	
				INV	SUP/FIT 9045 W/- C2 BURY SYST 9 BASE & CRADLE	550.50
				INV	NOKIA C2 MOBILE-S/N358650040528473	143.00



CITY OF NEDLANDS

All Payments 1/05/2012 to 31/05/2012

Database: LIVE

Page: 26

<u>Chq/Ref</u>	<u>Pavee</u>	<u>Date</u>	<u>Amount</u>	<u>Tran</u>	<u>Description</u>	<u>Amount</u>
				543.12777	PERTH IRRIGATION CENTRE	
				INV	IRRIGATION FITTINGS	32.66
				INV	IRRIGATION FITTINGS	200.58
				543.12831	Patricia E Panayotou	
				INV	REIMBURSE CONF EXP-ACSA 2012 CONF	222.34
				INV	REIMBURSE CONFERENCE ACCOMMODATION	699.20
				543.12841	FLEXIPOLE INDUSTRIES PTY LTD	
				INV	235X BOLLARD ELEGANT 1200 + INSTALLATION	14,509.00
				543.12918	GLG GreenLife Group Pty Ltd	
				INV	MAY 2012 LANDSCAPE MAINTENANCE SVCE	7,100.17
				543.13133	JOHN TAYLOR ARCHITECT	
				INV	ARCHITECT SVCES - REFURB MAISONNETTES	1,540.00
				543.13143	Home Matters	
				INV	SUBJECTS OF NOTE PRESENTATION	165.00
				543.13202	Stonetraders Pty Ltd	
				INV	3M LIMESTONE SPALLS DD10427	344.90
				543.13278	LANDFILL GAS AND POWER PTY LTD	
				INV	1/4-1.5.12 ELECTRICITY N/LIB A/COND	1,766.61
				543.13287	Broadway Marine Construction	
				INV	RIVER WALL RPRS-15%	16,500.00
				INV	RIVER WALL RPRS-15%	16,500.00
				INV	RIVER WALL RPRS-15%	16,500.00
				INV	RIVER WALL RPRS-15%	16,500.00
				INV	RIVER WALL RPRS-20% STAGE 3	11,000.00
				INV	RIVER WALL RPRS-RIVER WALL CAPPING	24,750.00
				543.13289	Graffiti Systems Australia	
				INV	APRIL 2012 GRAFFITI REMOVAL	1,348.99
				543.13369	DATA#3 LIMITED	
				INV	EVOLUENT VERTICAL & MS WIRELESS MOUSE	225.50
				INV	CATALYST 2960C PD SWITCH 8 FE 2X 1G LAN BASE-SUPP	73.53
				INV	TOSHIBA AC ADAPTOR 120W	99.00
				INV	SHINTARO 3.5" SATA HDD TO USB BLACK	44.00
				543.13381	Carrington's Traffic Services	
				INV	HIRE & SET UP SIGNS, CONES, BOLLARDS-BEECHAM RD	675.40
				543.13412	QUICK CORPORATE AUSTRALIA	
				INV	KEYBOARD UNDERDESK K/TON 60004	64.85
				INV	PHONE UNIDEN 3035 W/ANSWERING	106.48



CITY OF NEDLANDS

All Payments 1/05/2012 to 31/05/2012

Database: LIVE

Page: 27

<u>Chq/Ref</u>	<u>Pavee</u>	<u>Date</u>	<u>Amount</u>	<u>Tran</u>	<u>Description</u>	<u>Amount</u>
543.13416					Mrs J Day	
	INV				REIMBURSE MOBILE PHONE-MAY 2012	89.99
543.13476					ROAD SIGNS AUSTRALIA PTY LTD	
	INV				SSLSC & NAKED FIG CAFE SIGNAGE	418.00
543.13508					Jude Ewen	
	INV				TUTOR FEE-SCHL HOL 2012	1,080.00
543.13553					JJ Works Pty Ltd	
	INV				111X POWDER COATED SIGN POSTS	4,145.35
543.13652					Sustainable Outdoors	
	INV				GREENWAY MAINTENANCE 19/4-26/4/12	3,174.87
543.13865					Expect Australia Pty Ltd	
	INV				23/4-27/4/12 CASUAL STAFF J MARKHAM	1,028.74
	INV				2-3/4 L HEALY, 10-13/4/12 J MARKHAM CASUAL STAFF	1,566.71
	INV				16-20/4/12 J MARKHAM CASUAL STAFF	1,321.32
543.13895					Ms M B Hulls	
	INV				REIMBURSE MOBILE AND INTERNET APR 2012	50.54
543.13915					Schmick Steel Work	
	INV				BUSH TO BEACH DIRECTIONAL SIGNAGE	2,202.75
543.13931					Enviro Sweep	
	INV				SWEEPING SVCES APR 2012	5,404.02
	INV				SWEEPING SVCES APR 2012	14,769.23
543.13936					Fairfax Digital Australia & New Zealand	
	INV				TENDERLINK SAAS SVCE 2X PUB TENDERS	330.00
543.13945					Italia Stone Group Pty Ltd	
	INV				PROG CLM 2 - BEECHAM RD RETAINING WALL	148,480.20
543.1427					City of Stirling	
	INV				125X DELIVERED MEALS FOR DRC MAR 2012	875.00
	INV				662X DELIVERED MEAL SUBSIDIES MAR 2012	1,390.20
543.2075					Landgate	
	INV				TITLE SEARCHES APRIL 2012	144.00
543.2262					Elliott's Irrigation Pty Ltd	
	INV				IRRIGATION RPRS-GROVEDALE RD	1,315.53
	INV				IRRIGATION REPAIRS	421.23
	INV				IRRIGATION REPAIRS	214.52
	INV				IRRIGATION REPAIRS	11,867.43
	INV				IRRIGATION REPAIRS	121.00
	INV				IRRIGATION REPAIRS	309.38
	INV				IRRIGATION REPAIRS	2,181.72



CITY OF NEDLANDS

All Payments 1/05/2012 to 31/05/2012


Database: LIVE

Page: 28

<u>Chq/Ref</u>	<u>Pavee</u>	<u>Date</u>	<u>Amount</u>	<u>Tran</u>	<u>Description</u>	<u>Amount</u>
			543.3055		Holton Connor Pty Ltd	
			INV		ARCHITECTURAL SVCES-J LECKIE PAV CLM 22	3,300.00
			543.4120		Lightning Laundry	
			INV		LAUNDRY SERVICE MAR 2012 PROCC	360.00
			543.4959		NEDLANDS TYRE SERVICE	
			INV		2X PUNCTURE REPAIR	44.00
			INV		1X TYRE 165R13 8PR GT MAXMILER 94/93N	123.50
			543.5716		Professional PC Support	
			INV		SVCE DESK APR-JUN 12,ONSITE SUPPORT 2 DAYS WK	16,494.00
			INV		APR-JUN 2012 WSLG-SUPPORT CONTRACT	2,613.98
			INV		APR-JUN 2012 WSLG-SUPPORT CONTRACT	2,793.98
			543.8110		Wattleup Tractors	
			INV		4X BLADE KIT HD HO 78016K	331.20
			543.8170		Westcare Industries	
			INV		BINDING COUNCIL MINUTES-RED 8X	157.30
			543.8180		City Toyota	
			INV		4X ENGINE OIL FILTER 90915YZZE2	77.60
			INV		DASHBOARD MAT-HIACE BUS FLT 916	66.00
			543.9872		Civica Pty Ltd	
			INV		MS - DR & ADMIN SVCES JUNE 2012	7,931.00
			INV		JUN 11-MAY 2012 TRIM INTEGRATION	2,860.00
			Total EFT			-2,506,141.24
			TOTAL PAYMENTS			-2,959,097.63

CP31.12	Policy Review
----------------	----------------------

Committee	10 July 2012
Council	24 July 2012

Applicant	City of Nedlands
Owner	City of Nedlands
Coordinator	Natalie Wilson – Acting Coordinator Corporate & Strategy
Director	Rajah Senathirajah – A/Director Corporate & Strategy
Director Signature	
File ref	CRS/055
Previous Item No's	Nil
Disclosure of Interest	No officer involved in the preparation of this report had any interest which required it to be declared in accordance with the provisions of the <i>Local Government Act (1995)</i> .

Purpose

All Council policies are required to be reviewed and approved by Council.

Recommendation to Committee

1. **Council approves the following policies:**
 - a) **Verge Development**
 - b) **Street Trees**
 - c) **Community Friends Groups**
 - d) **Greenways Corridors**
 - e) **Footpath Construction & Maintenance**

Strategic Plan

The City of Nedlands Strategic Plan 2008-2013 is Council's plan for the future and sets the strategic direction and key focus areas (KFAs) for Council and Elected Members.

Presented for consideration and decision making are a number of policies under review. The following are relevant KFAs to the various policies and have been included to assist elected members with their policy decision making.

KFA 1: Infrastructure

To provide functional infrastructure in order to enable:

- Safe, efficient and effective transport systems; and
- Passive and active recreational opportunities.

1.3 Provide and maintain quality passive and active recreational and leisure facilities and open space to meet the community needs.

KFA 2: Natural Environment

To enhance and protect the City's environmental assets to ensure:

- Management of natural resources and habitats; and
- Environmental sustainability.

2.4 Develop and implement a new waste minimisation strategy.

KFA 3: Built Environment

To provide a built environment and land use planning framework which:

- Offers diversity in housing choice;
- Is environmentally responsible;
- Provides a high level of amenity;
- Consists of a variety of neighbourhoods with community identity;
- Encourages appropriate facilities for community groups.

3.2 Encourages the development of diverse residential and commercial areas to meet the future needs of the whole City.

3.3 Promote urban design that creates attractive and liveable neighbourhoods.

1.4 Plan and develop the sustainable provision of community infrastructure and facilities with a focus on flexible and multiple uses.

3.8 Facilitate appropriate development of existing residential housing to complement the surrounding residential amenity.

KFA 4: Community Well-being

To provide a Community where people have an opportunity to interact and enjoy a sense of belonging in order to promote:

- Healthy lifestyles;

- A safe and secure community; and
- Quality of life.

4.4 Continue to develop a sense of community through the promotion of cultural events and programs.

KFA 5: Governance

To ensure that the processes of Local Government are delivered responsibly and in a transparent, consistent and accountable manner.

- 5.1 Manage the City's resources in a sustainable and responsible manner.
- 5.4 Monitor and review business processes, systems, structure and policies to ensure effective service delivery and organisational performance.
- 5.7 Provide Elected Members and Staff with training to assist them in complying with legislative and implied roles and responsibilities.
- 5.8 Establish and actively manage a range of partnerships with government, private and not-for-profits sectors.

Background

Under the Local Government Act (1995) 2.7 one of the roles of Council is to:

(2b) Determine the local government's policies.

Council commenced the review process in December 2009. Council policies are now continuously reviewed to ensure they reflect the strategic nature and responsibilities of Council and kept up to date.

The following are parameters as part of the review process, determining how and when reviewed policies will be presented to Committee and then Council:

- All outstanding policies presented to Council, will be changed over to the new Council template.
- Key policies will continue to be discussed by Council at workshops.
- Those policies of a more minor nature where the context of the policy will not change will be put to Committee directly with a recommendation for approval from Council.
- Policies requiring no changes other than the new template will be presented to Committee directly with a recommendation for

approval from Council, without going to elected member policy workshops.

- Where a number of policies have common themes, such as donations and subsidies, these policies will be combined to establish a new policy. The Committee will be asked to recommend the revocation of the old policies and recommend to Council the approval of the new replacement policy.
- Administration, at times, may recommend a policy be revoked with no Council policy to replace it. This recognises the policy is operational or covered under legislation and/or the responsibility under the Local Government Act 1995, of the Chief Executive Officer - there are no such recommendations in this report.

Issue identification

Nil

Consultation

Required by legislation: Yes No

Required by City of Nedlands policy: Yes No

Some policies have been workshopped by Council.

Legislation/Local Law

- City of Nedlands Health Local Law
- Trading in Public Places Local Law
- *Local Government Act 1995 and Regulations*
- *Litter Act and Regulations*
- Health (Asbestos) Regulations 1992
- *Local Government Amendment Act 2004*
- Local Government (Administration) Regulations 1996
- *Police Act 1998 – S65*
- Local Government (Financial Management) Regulations 1996
- Town Planning Scheme No. 2

Budget/financial implications

Budget:

Within current approved budget: Yes No

Requires further budget consideration: Yes No

Financial:

Nil

Risk Management

Risk Management processes are built into operational guidelines where appropriate.

Discussion

Policy statements should provide guidance for decision making by Council and demonstrate the transparency of the decision making process.

Outlined below, is summary information for each policy.

Verge Development

The Verge Development policy has been through the elected member workshop process (5 June 2012) and following discussion, minor amendments discussed at the workshop have been included into the proposed new policy. These amendments are listed below.

- The statement relating to artificial grass being considered as hardstand has been removed
- The statement that artificial grass is allowed up to a maximum of 40% of the total verge area has been included
- The statement that artificial grass must be a green colour comparable to natural lawn has been included
- The statement requiring artificial grass conform to Australian Standards has been included. In respect of standards there is no specific AS that relates directly to artificial grass either in a sporting or domestic context. The thought is that this be alluded to in a broad sense in case a standard is published in the future specific to artificial grass surfaces.
- The requirement for drainage has been intentionally left as a broad statement. More specific directions are stated in the procedure which covers the requirements for drainage in more detail.
- The statement regarding the minimum requirement for 20% natural garden has been included to reinforce the 40% (max. Hardstand) – 40% (max. Artificial grass) – 20% (min. Garden beds) Council desired at the workshop.
- Made a reference to the Crossover Construction and Maintenance Policy in the related documentation section

Street Trees

Street Trees policy has been through the elected member workshop process (5 June 2012) and following discussion, all amendments discussed at the workshop have been included into the proposed new policy.

- Context - re-wording of dot point number 6 to include the phrases “manage unsuitable...” and “through a range of arboricultural practices which may include removal where required”
- Planting - the addition of dot point number 3 as requested at the workshop “The preferred default street tree species is the Willow Peppermint (*Agonis flexuosa*) or the predominant species within a street or location”
- Planting - the addition to dot point number 8 “notifies the City” as we will need to update the street tree register / database if residents plant trees
- Species Selection - this section has been placed at the end to incorporate the addition of the Species List as request at the workshop
- Removal - the addition to dot point number 4 “Prior to planning approval, plans are to be adjusted to accommodate existing street trees with a two (2) metre buffer zone where practicable” as requested at the workshop, the 2 metre buffer zone is the desired outcome if attainable.
- Removal - re-wording of dot point number 7 to reflect that the adjacent resident to cover all costs including watering for first year
- Related Documentation - deletion of “Preferred species list / species selection database” and inclusion of “Verge Development Policy”
- Related Local Law / Legislation – addition of “Thoroughfares Local Law”

Community Friends Groups

The Community Friends Groups policy has been through the elected member workshop process (5 June 2012) and following discussion, no amendments were made to the proposed new policy. The policy is presented to Committee for recommendation to Council.

Greenways Corridors

The Greenways Corridors policy has been through the elected member workshop process (5 June 2012) and following discussion, all amendments discussed at the workshop have been included into the proposed new policy.

- Objectives – Objective C modified to include “retain and promote”
- Explanation of why a Greenways policy was developed - “The City of Nedlands Greenways Policy evolved following the development of “A Strategic Plan for Perth’s Greenways 1998” by Tingay and Associates. This report was commissioned by the Ministry for Planning in association with the Commonwealth Department of Transport and Regional Development. Contained within this report were recommendations for local governments to identify potential and existing green corridors in their structure plans and Town Planning Scheme (if possible) along with the development of a Local Planning Policy to deal with the planning and implementation of local greenways.

The Greenways Corridors Policy was approved in 2001. Prior to its approval public consultation was undertaken with residents requested to provide comment on the policy.

- Definitions – the definition of what is a Greenway was included
Greenways
“Networks of land containing linear elements that are planned, designed and managed for multiple purposes including ecological, recreational, cultural aesthetic, or other purposes compatible with the concept of sustainable land use”.

Footpath Construction & Maintenance

The Footpath Construction & Maintenance policy has been through the elected member workshop process (5 June 2012) and following discussion, minor amendments were made to the proposed new policy.

- Context changed to include the Australian Standards AS1428 Design for Access and Mobility, and The Guide to Traffic Engineering Practice Part 13.
- Paragraph four (4) of the statement has been modified to exclude ‘down at least one side of every street’

Conclusion and next steps

Council policy is continuously reviewed to ensure policies are current and effective service delivery and organisational performance is maintained, in accordance with the City of Nedlands Strategic Plan.

There are currently 30 outstanding policies requiring review and recommendation to Council. The Committee is asked recommend Council approval of six (5) policies discussed in this report.

All policies recommended for approval have either no changes or amendments that are of a minor in nature and do not change the context or the intent of the old policies or are new policies.

Administration recommends that Committee recommend approval to Council the following policies:

- Verge Development
- Street Trees
- Community Friends Groups
- Greenways Corridors
- Footpath Construction & Maintenance

Once approved by Council, appropriate procedures/guidelines will be developed or updated by Administration to reflect the new policies.

Attachments

1. Verge Development Policy
2. Street Trees Policy
3. Community Friends Groups Policy
4. Greenways Corridors Policy
5. Footpath Construction & Maintenance Policy

Verge Development

KFA: KFA 3 Built Environment

Status: Council

**Responsible
Division:** Technical Services

Objective: The policy seeks to define the extent to which owners/occupiers, developers and builders can use and landscape the verge adjacent to a property or business.

Context:

Council may approve a permit for owners, occupiers or developers to develop or use the verge in front and the side of a property in a manner which enhances and integrates with the local streetscape and/or integrates with any greenway corridor.

Statement:

The City encourages verges to be landscaped as nature strips, with grass, trees and plants which may be reticulated without alteration to the existing levels.

Verge development applications will be reviewed with reference to the following key requirements:

- The proposed development complies with the applicable Local Laws.
- As condition of the permit for development and/or installing a verge development in accordance with the Verge Development Guidelines, owners accept:
 - all costs involved in the construction of the verge development;
 - responsibility for maintaining and keeping the verge treatment in a safe and tidy condition;
 - that the improvements automatically become the property of the City of Nedlands and remains a public space; and
 - where the City or a utilities provider carrying out works disturbs a verge, the City or the utilities provider is not liable to compensate any owner/occupier for that disturbance or to replace or restore any verge development.

- Owners and occupiers of premises are encouraged to maintain adjoining verges so as to enhance the broader streetscape.
- The development should contribute to creating an attractive and safe streetscape.
- Verge parking should be minimised wherever alternatives exist.
- Verge developments should not create a hazard or obstruction to pedestrians, cyclists or motorists.
- No fixed structures or other constructions which may cause a hazard or obstruction to pedestrians, cyclists or motorists can be installed / erected within the verge area.
- The City encourages landscaping that:
 - minimises the need for pesticide and fertiliser use;
 - conserves water;
 - incorporates waterwise planting; and
 - incorporates the use of water saving irrigation technology.
- Plant selection and placement should minimise the potential for obstruction of footpaths and roads.
- Vegetable gardens will not be allowed.
- Potential conflict between the built and living environment shall be minimised.
- All hard paved areas (inclusive of crossovers) shall not comprise more than 40% of the total verge area. On corner properties, each verge is to be considered independently.
- Artificial grass installation is permissible on condition that:
 - it does not comprise more than 40% of the total verge area (on corner properties each verge is to be considered independently);
 - it consists of a green colour comparable to natural lawn;
 - it conforms to any applicable Australian Standard in relation to installation specifications, durability characteristics, safety requirements and maintenance scheduling; and
 - it provides adequate drainage of the sub-base so as it does not unduly discharge stormwater into the road drainage system or onto a footpath.
- The use of artificial grass will only be permitted if Council is indemnified against all legal action arising out of, or in connection with, its installation as part of a verge development.

All verge areas must comprise a minimum 20% of natural garden that conforms to the City of Nedlands Verge Development Guidelines.

Permits:

Provided a verge is landscaped in accordance with the City's Verge Development Guidelines, no permit is required from Council for:

- Planting natural lawn.
- Installing below ground reticulation systems.
- Installing low growing verge garden beds where there is no change to natural ground levels.
- Installing garden borders that do not protrude above the natural level of the ground.
- Verges mulched with organic mulch.

Any “Residential” verge development must also comply with the R-codes.

A permit is required for:

- Installation of a crossover(s).
- All hard paved areas. .
- Installation of artificial grass.
- All developments that do not conform to the Verge Development Guidelines.
- Use of the verge for storage of bins and building materials during building activities.

All applications for verge development approval are to be submitted on the prescribed form in writing with a sketch plan that shows the details of the proposal. All applications for verge development will incur the standard scheduled fee for assessment and inspection.

Categories:

Verge development adjacent to ‘Schools’

- ‘Kiss and Drop’ requests / applications must be approved by Council.

Verge development adjacent to ‘Commercial Property and Light Industry’

- The paving of verge areas adjacent to approved commercial premises and light industry may exceed the 40% maximum provided the area is broken up with landscaping to adjacent areas or around approved/existing street trees.

Verge development in ‘New Land Subdivisions/Major Redevelopments’

- Developers are to supply street trees in accordance with the Street Trees policy.
- The developer will maintain the associated street trees for a period of 12 months and promptly replace any that have perished (for whatever reason) upon being advised.
- Landscaping is to conform to the City’s Verge Development Guidelines.
- Provision is to be made on transfer of the title/change of ownership for:

- assigning the responsibility of maintaining the verge from the developer to the property owner;
- connecting any reticulation installed within the verge to the water supply of the abutting property.

Verge development adjacent to “Reserves/Bushland/Undeveloped Land”

- Consideration should be given to providing greenway corridors and for the planting of trees on verges adjacent to the City’s Reserves, Bushland areas and undeveloped land areas.
- The City is responsible for verge maintenance where reserves, bushland and undeveloped land adjoins a road.

Verge use in front of “Building Construction”

- Builders must obtain a temporary verge licence through Administration in order to utilise the verge for the storing of building materials and placement of bins, etc. (a minimum fee will apply for the City to restore any damage to the verge not completed by the builder).
- Portable toilets are not to be located on verges.

Related Documentation:

Street Tree Policy
Crossover Construction and Maintenance Policy
Verge Development Guidelines
Verge Development Indemnity
Verge Development Application Form

Related Local Law / Legislation

- Local Government Act 1995
- Main Roads Act 1930
- Thoroughfares Local Law

Related Delegation

Nil

Issued:

dd month 2012 (Report xx)

Amendments:

Street Trees

KFA	KFA 2 Natural Environment
Status	Council
Responsible Division	Technical Services
Objective	The policy seeks to define Council's approach to the selection, establishment, maintenance and removal of street trees within the City of Nedlands.

Context

A large percentage of street trees have been removed over the years, many of these as a result of development, and have not been replaced.

As the City of Nedlands is widely recognised as a City of tree lined streets and avenues, the City will implement a street tree management program that:

- Records the current percentage of cover, condition, number and value of the street tree population;
- Recognises street trees as assets that will be maintained and renewed with regard to each trees life cycle to achieve a high level of aesthetic return for an essentially indefinite period;
- Prioritises plans on a street by street basis for the improvement of the streetscape for the short, medium and long term;
- Minimises conflicts with the built environment and provides protection to and from tree growth;
- Involves members of the community in the selection, planting and protection of street trees.
- Recognises there is a need to manage unsuitable or unsafe trees located on street verges through a range of arboricultural practices which may include removal where required.

Statement

The City acknowledges the value of street trees within its urban setting in terms of creating useful and appealing streetscapes and in providing natural habitat. The City will plan for the provision, retention and maintenance of appropriate species of street trees in accordance with its street tree management program.

Council's first priority will be to identify and fill existing gaps on the City's residential verges.

Planting

- The City's objective is to have one street tree located approximately every 10 metres along the City's residential verges (two per standard lot); a "fill in the gaps" program will be initiated to facilitate this goal.
- A resident may request the planting of an additional tree. Consideration for an additional street tree will be assessed on the nature and habit of a particular species.
- The preferred default street tree species is the Willow Peppermint (*Agonis flexuosa*) or the predominant species within a street or location.
- The City will supply and plant street trees up to the following sizes:
 - Indigenous trees 11 Litre bags
 - Exotic trees 45 Litre bags
- The City reserves the right to plant species that are in larger sizes or other than those on the Species List where it is considered appropriate.
- The City will bear the cost to supply and plant street trees in the sizes specified. Residents who request the City to plant larger trees shall bear the full cost to supply and plant the tree.
- Residents are encouraged to water all street trees.
- Residents may plant trees on their verge providing the plant conforms to the City of Nedlands Street Tree Policy, is of a variety from the preferred species list for the street, is on the correct alignment and notifies the City.
- On selected streets after consultation with residents, planting shall be of a single species in order to create an avenue effect.
- When new trees are planted on the south side of an East/West street, consideration is to be given to ensuring residents do not lose their solar access in winter. In these cases, deciduous trees are the preferred option, where this conforms to the preferred species list.
- Replacement street trees will be planted, following consultation with the adjacent residents. However, it is acknowledged that there are some locations where it may be inappropriate for the planting of either new trees or replacement trees. In the event of a dispute between the adjoining landowner and the Administration on whether a tree should be planted the Chief Executive Officer will have the authority to make a determination.

- Where appropriate, tree selection is to enhance gardens and trees already planted on the private property abutting to the verge concerned.

Pruning

- In the interests of public safety and the health of street trees, pruning is only to be undertaken by personnel authorised by the City of Nedlands.
- Pruning will be carried out where it is identified that part of the tree is dead, diseased or dangerous or to comply with statutory requirements. All pruning of street trees will be in accordance with Australian Standard AS 4373.
- Programmed pruning, including under-pruning, will be carried out on street trees in order to:
 - Maintain statutory clearances around and under Western Power infrastructure,
 - Remove traffic hazards and ensure trees do not interfere with vehicle movements, and
 - Remove hazards or potential risks to members of the public.
- Non-programmed pruning of street trees will be carried out where necessary to remove a portion of a tree that is dead, diseased or hazardous.
- If a resident requests a street tree abutting their property to be pruned and it does not require pruning in the opinion of the CEO, the ratepayer shall bear 100% of the cost to prune the tree if the pruning is approved.

Removal

Street trees may not be removed unless one or more of the following criteria applies:

- The tree is dead, post mature or in decline and no further remedial techniques are appropriate;
- The tree poses a hazard whether to persons or property and pruning or other techniques cannot effectively remedy that hazard;
- The tree is diseased or damaged to an extent that remedial techniques are unlikely to restore it;
- Prior to planning approval, plans are to be adjusted to accommodate existing street trees with a two (2) metre buffer zone where practicable. Where a development is approved that necessitates the removal of a street tree, as there are no design options available allowing retention, the developer shall replace the tree and bear 100% of the cost for the City to remove the tree and plant a replacement tree of an appropriate size and species at a suitable location on the same verge;
- To facilitate a Council approved works program (i.e. road works, drainage, utilities etc);
- The Council decides to remove and replace trees on selected main or other streets, to provide an avenue effect, or
- Council may approve requests for street tree removal and replacement, to a similar size, with a preferred species where a property owner agrees to

compensate the City the full amenity value of the tree (as determined under an independent valuation) and accepts all associated removal, planting and maintenance costs.

- Prior to the removal of a street tree Administration shall assess the tree and where practicable notify ward Councillors as a matter of courtesy of any proposed street tree removal one week prior to the removal and the reasons why in accordance with above.
- Unless circumstances dictate otherwise a street tree that has been removed shall be replaced by another tree of a suitable size and species.
- Removal of significant trees will only be authorised upon advice of a qualified arboriculturist and approval of Council.
- Leaf, flower, nut or bark fall, protection or enhancement of views or reduction or eradication of shade shall not constitute a reason for street tree removal.
- In the interests of public safety, pruning and removal is only to be undertaken by personnel authorised by the City of Nedlands.

Notification requirements will be as outlined in the Council’s Community Engagement Policy and Strategy.

All applications for development shall indicate the location of adjoining street trees on site plans.

Public Safety and Potential Liability

In the interest of public safety and potential liability issues, structures such as, but not limited to, swings, cubby houses, ladders etc are not permitted to be constructed in street trees.

Species Selection

- Tree species will be determined by the Council from time to time.
- The City will develop a Species Selection database of generally available stock suitable to local conditions (to be displayed on the website) from the below Preferred Species Selection List:

Preferred Species Selection List						
(√ = Trees Permitted in Relevant Ward / * = To be planted in designated Greenways only)						
Botanic Name	Common Name	Suitable under power lines	Coastal	Melvista	Hollywoo	Dalkeith

Indigenous to Nedlands						
Agonis flexuosa	Weeping Peppermint	Yes	✓	✓	✓	✓
Allocasuarina fraseriana*	Sheoak	No	✓		✓	
Banksia attenuata*	Candle Banksia	Yes	✓		✓	
Banksia grandis*	Bull Banksia	Yes	✓		✓	
Banksia menziesii*	Firewood Banksia	Yes	✓		✓	
Banksia prionotes*	Saw Tooth Banksia	Yes	✓		✓	
Corymbia calophylla*	Marri	No	✓		✓	
Eucalyptus gomphocephala*	Tuart	No	✓		✓	✓
Eucalyptus marginata*	Jarrah	No	✓		✓	✓
Hakea prostrata*	Harsh Hakea	Yes	✓		✓	
Melaleuca lanceolata	Rottnest Tea Tree	Yes	✓		✓	
Melaleuca raphiophylla*	Swamp paperbark	Yes	✓		✓	
Australian Native						
Brachychiton acerifolium	Illawarra flame	No		✓	✓	✓
Callistemon Kings Park Special	Bottlebrush	Yes			✓	✓
Corymbia ficifolia	Red Flowering Gum	No	✓		✓	✓
Eucalyptus decipiens	Limestock marlock	Yes	✓		✓	
Eucalyptus leucoxydon Rosea	Red Flowered Yellow Gum	Yes	✓		✓	✓
Eucalyptus macrandra	Long Flowered Marlock	Yes	✓		✓	
Eucalyptus nicholli	Peppermint Gum	No	✓		✓	✓
Eucalyptus spathulata	Swamp gimlet	Yes	✓		✓	✓

<i>Eucalyptus stoatei</i>	Scarlet pear gum	Yes	✓		✓	
<i>Eucalyptus torquata</i>	Coral gum, Coolgardie gum	Yes	✓		✓	
<i>Hakea laurina</i>	Pincushion hakea	Yes	✓		✓	
<i>Lophostemon confertus</i>	Queensland Box Tree	Yes			✓	
<i>Melaleuca linariifolia</i>	Snow in Summer	Yes			✓	
<i>Melaleuca quinquinervia</i>	Broadleaf Paperbark	Yes	✓		✓	✓
Exotic						
<i>Araucaria heterophylla</i>	Norfolk Island Pine	No	✓			
<i>Delonix regia</i>	Poinciana	Yes		✓		
<i>Fraxinus aurea</i>	Golden Ash	Yes	✓		✓	✓
<i>Fraxinus raywoodii</i>	Claret Ash	No	✓		✓	
<i>Gleditsia Sunburst</i>	Honey Locust	Yes	✓		✓	✓
<i>Jacaranda mimosaeifolia</i>	Jacaranda	No	✓	✓	✓	✓
<i>Lagerstroemia indica</i>	Crepe Myrtle	Yes			✓	✓
<i>Liquidamber styraciflua</i>	Liquidamber	No		✓		
<i>Magnolia grandiflora</i>	Magnolia	No		✓		✓
<i>Metrosideros excelsa</i>	N.Z Christmas Tree	Yes	✓		✓	
<i>Platanus acerifolia</i>	London Plane Tree	No	✓	✓	✓	✓
<i>Platanus orientalis</i>	Oriental Plane	No				
<i>Quercus suber</i>	Cork Oak	No	✓		✓	
<i>Sapium sebiferum</i>	Chinese Tallow	Yes	✓	✓	✓	✓
<i>Ulmus parvifolia</i>	Chinese Elm	Yes	✓		✓	✓

Fruit or Nut Producing						
Endiandra juglans nigra	Walnut	Yes	✓		✓	
Macadamia ternifolia	Macadamia	No	✓		✓	✓
Prunus amygdalus	Almond	Yes	✓		✓	✓
Gingko biloba	Maiden Hair Tree	No				✓
Olea europa	Olive	Yes				✓
Prunus blieriana	Double Flowering Plum	Yes				✓
Pruns nigra	Flowering Plum	Yes				✓
Pyrus Sp	Pear	Yes				✓
Specific Street Tree Nominations for Melvista Ward						
(Note: All other streets in Melvista Ward to be planted as per General Species Selection List)						
Botanic Name	Common Name	Street Name				
Platanus acerifolia	London Plane Tree	Broadway				
Jacaranda mimosaeifolia	Jacaranda					
Pheonix Canariensis	Canary Island Date Palm	Bruce Street (West side – Melvista Road to Gallop road)				
Platanus acerifolia	London Plane Tree	Bruce Street				
Jacaranda mimosaeifolia	Jacaranda					
Platanus acerifolia	London Plane Tree	Dalkeith Road				
Platanus acerifolia	London Plane Tree	Florence Street				
Jacaranda mimosaeifolia	Jacaranda					
Liquidamber styraciflua	Liquidamber					
Platanus acerifolia	London Plane Tree	Melvista Avenue				

Jacaranda mimosaeifolia	Jacaranda	
Platanus acerifolia	London Plane Tree	Princess Road (Northern side)
Platanus orientalis	Oriental Plane	
Jacaranda mimosaeifolia	Jacaranda	
Platanus acerifolia	London Plane Tree	Stirling Highway
Platanus acerifolia	London Plane Tree	Vincent Street

Related Documentation

Verge Development Policy

Related Local Law / Legislation

Local Government Act 1995
Occupational Safety and Health Act 1984
Energy Operators (Powers) Act 1976
Thoroughfares Local Law

Related Delegation

4D Street Trees

Issued

27 July 2010 (Report CM18.10)

Amendments

Nil

Community Friends Groups

KFA	KFA 2 Natural Environment
Status	Council
Responsible Division	Development Services
Objective	To establish the process by which Community Friends Groups assist in the care of natural areas and wildlife within the City.

Context

The City is committed to the effective management of natural areas and greenways in order to conserve local biodiversity, raise community awareness of environmental issues relating to natural areas and greenways and to encourage active community involvement in the management of natural areas.

Statement

General

- Council will work collaboratively with residents who are prepared to form a Community Friends Group to assist in bushland management and wildlife protection within the City.
 - Residents wishing to form a Community Friends Group are required to formally write to the City requesting permission to form a Community Friends Group.
 - Convenors and members of Community Friends Group are required to ensure that their activities are consistent with the objectives of any management plan Adopted/Amended by Council.
 - Convenors and members should ensure that all work undertaken in natural areas is performed in a safe and effective manner and in accordance with the City's natural area management objectives or Occupational Safety and Health requirements.
 - Convenors and members of Community Friends Group should recognise the need for training and supervision as provided for in the procedures associated with this policy
-

Related documentation

Nil

Related Local Law/legislation

Local Government Act 1995

Related delegation

Nil

Issued

Date approved by Council

Amendments

25 July 2000 (Report T31.00)
27 November 2001 (Report T53.01)
26 February 2002 (Report T4.02)
28 October 2003 (Report T29.03)

DRAFT

Greenways Policy

KFA KFA 2 Natural Environment

Status Council

Responsible Division Development Services

Objectives

- a) To designate greenways around the City.
- b) To outline how greenways will be developed and/or enhanced.
- c) To protect, retain and promote flora and fauna along local and regional greenways within the City.

1. Context

1.1 Background

The City of Nedlands is well regarded as a tree-lined leafy municipality. This was acknowledged as part of the community led *Our Vision 2030* process which as part of its natural environment vision declared:

“We will live sustainably within a thriving natural environment. Our gardens, streets and parks will be leafy and green despite water restrictions. Our bushland, river and beaches will be healthy ecosystems supporting local wildlife and enjoyed by people. We will be recognised as a global benchmark for sustainable living because of our innovative use of water, energy and other resources.”

The City of Nedlands Greenways Policy evolved following the development of “A Strategic Plan for Perth’s Greenways 1998” by Tingay and Associates. This report was commissioned by the Ministry for planning in association with the Commonwealth Department of Transport and Regional Development. Contained within this report were recommendations for local governments to identify potential and existing green corridors in their structure plans and Town Planning Scheme (if possible) along with the development of a Local Planning Policy to deal with the planning and implementation of local greenways.

The Greenways Corridors Policy was approved in 2001. Prior to its approval public consultation was undertaken with residents requested to provide comment on the policy.

Greenways provide the opportunity for achieving this vision and in doing so can become a crucial feature of the urban fabric of the City. By linking the natural and built environments of the City’s neighbourhoods, they provide for biodiversity and achieve sustainability.

This policy represents a Council policy for public land to guide its activities to:

- retain existing greenways;
- create new greenways around the City;
- provide locations and criteria for landowners to construct greenways; and
- provide criteria for landowners in regards to landscaping condition on planning approvals.

Ultimately, this policy will provide for greater biodiversity and enhanced amenity around the City's neighbourhoods.

1.2 Definitions

Greenways

Networks of land containing linear elements that are planned, designed and managed for multiple purposes including ecological, recreational, cultural aesthetic, or other purposes compatible with the concept of sustainable land use.

Protection

Those natural areas that are secured for conservation either as public land vested for nature conservation or private lands where the biodiversity values are secured for conservation under zoning, covenanting or planning approval.

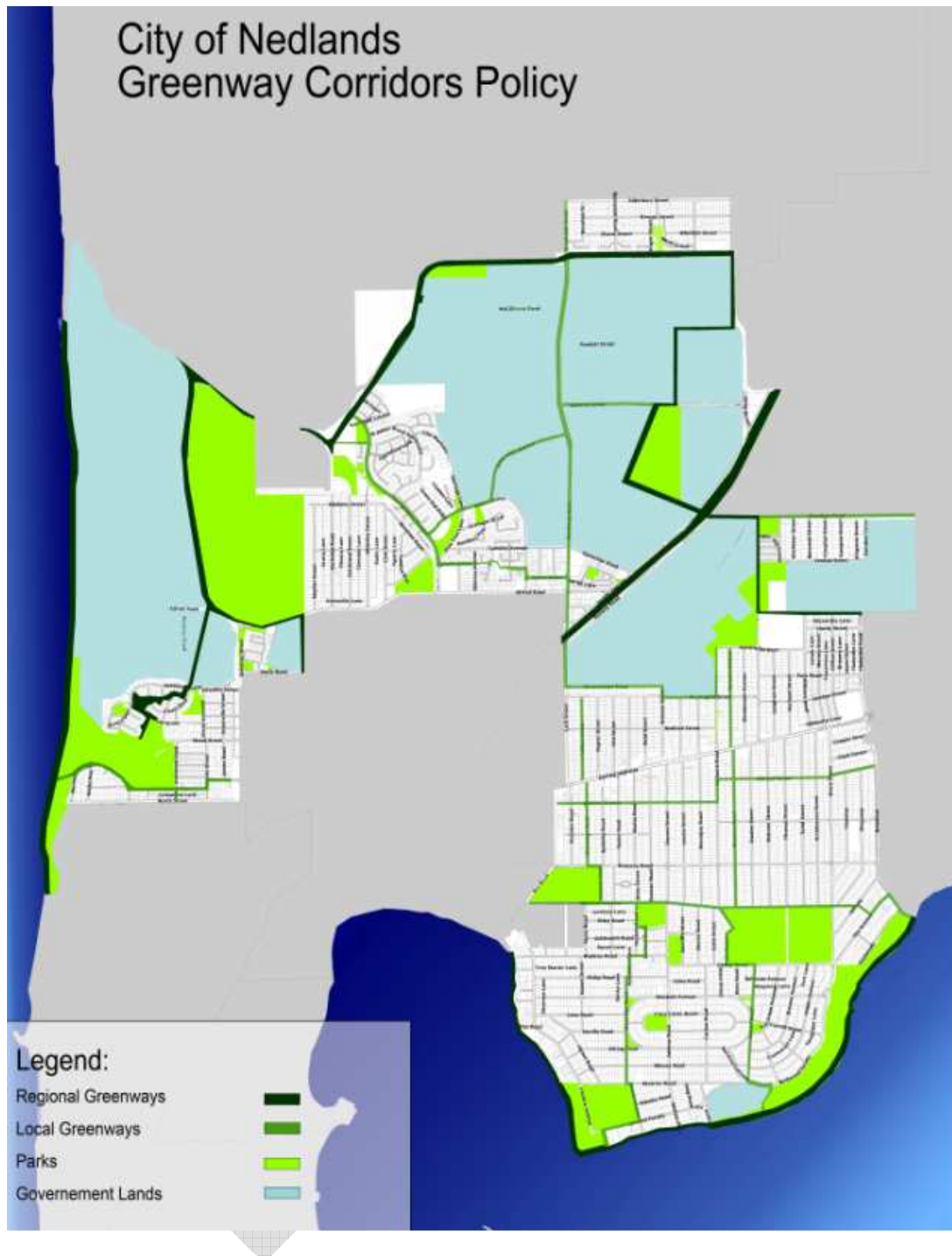
1.3 Designated greenways (map attached)

1. The following routes have been designated Greenways due to their ability to:
 - Provide linkages from the coast to the river
 - Provide linkages along foreshore areas
 - Provide linkages between wetlands
 - Provide linkages between large bushland areas and small fragmented bushlands
 - Represent areas to develop or secure linkages
 - a. *Coastal Regional Greenway*
Marine Parade Swanbourne
 - b. *Railway Regional Greenway*
Railway Road (north of Loch Street)
Stubbs Terrace (north of Brockway Road)
 - c. *Foreshore Regional Greenway*
Along Swan River Foreshore
 - d. *Coast and Allen Park to Bold Park via Campbell Barracks and Cottesloe Golf Course Regional Greenway*
Through Seaward Village
West Coast Highway

- e. *Bold Park to Kings Park Greenway*
 Rochdale Road
 Stephenson Avenue
 Underwood Avenue
 Selby Street
 Bedbrook Place
 Little Gibraltar Road
 Aberdare Road (between Railway Road and Smyth Road)
 Smyth Road (between Aberdare Road and Monash Avenue - west side)
 Monash Avenue
- f. *Coast and Bold Park to Lake Claremont Greenway*
 Marine Terrace
 Allen Park
 Narla Road (northern half of north/south section)
 Lake Claremont
 Alfred Road
 Montgomery Avenue
 Bold Park
- g. *Local Greenways*
 Aberdare Road (from Smyth Road to Thomas Street)
 Alexander Place
 Alexander Road
 Allen Park
 Bay Road (from Victoria Avenue to Melvista Avenue)
 Biara Gardens
 Birdwood Parade (between Wavell and Throssell)
 Birdwood Parade Bushland
 Bostock Road
 Brockway Road
 Bromilow Green (along Lesley Graham Reserve)
 Brookdale Street
 Broome Street (north of Carrington)
 Carrington Street (between Broome Street and Dalkeith Road)
 Cottesloe Golf Course (eastern boundary)
 Dalkeith Road (from Melvista to Vix Street)
 Gallop Road
 Godetia Gardens
 Government Road
 Hackett Road (between Kathryn Crescent and Melvista Avenue)
 Heritage Lane green space
 Hollywood Reserve
 Hollywood Hospital
 Jutland Parade (between Wattle Avenue and bowling club)
 Karella Street (between Dalkeith Road and Smyth Road)
 Kathryn Crescent (between Garland Road and Hackett Road)
 Lantana Avenue (north of Zamia Street)

Lemnos Street (between Brockway and the Dogs Refuge and the Cat Haven)
Loch Street (between Government Road and Railway Road)
Loftus Street
McKenna Glen
Melvista Avenue
Montgomery Avenue (between Stephenson Avenue and Lobelia Street)
Mooro drive green space
Mount Claremont Community Centre green space
Mount Claremont Oval Reserve
Mount Claremont Reserve (between Montgomery Drive and Whitney Crescent)
Pine Tree Lane green space
Primula Place
Point Resolution Reserve
Princess Road (between Bostock Road and Waroonga Road)
Shenton Bushland
Sunset Hospital
Vix Street
Waroonga Road
Watkins Road (between Alexander Place and Garland Road)
Wattle Avenue (between Jutland Parade and Beatrice Road)
Wavell Road
Zamia Street

DRAFT



Map 1: Greenways Concept Map

2. Statement

2.1 Objectives

The objectives of this policy are:

- a) To designate greenways around the City.
- b) To outline how greenways will be developed and/or enhanced.

- c) To protect, retain and promote flora and fauna along local and regional greenways within the City.

2.2 Outcomes

The outcomes of this policy are that:

- a) Biodiversity within the City is maintained and protected.
- b) The habitat and food sources for fauna (especially threatened or endangered species) is retained, protected and enhanced.
- c) The movement of fauna (particularly avifauna) between areas of remnant bushland is facilitated.
- d) Greenways physically link natural areas.
- e) Landscaping amenity along greenways, built environments and local reserves are improved.
- f) Genetic diversity and biodiversity of flora will be maintained.

2.3 Guiding principles

The following guiding principles will assist in achieving the above outcomes:

- a) Existing healthy trees will not be removed when developing and/or enhancing greenways.
- b) Local indigenous species will be preferred when planting or seeding greenways.
- c) Where possible, local seed stock will be used to maintain genetic diversity and biodiversity.
- d) Consultation with adjoining residents and landowners will be undertaken prior to greenways being developed and/or enhanced.
- e) Adjoining residents and landowners will be encouraged to plant complementary species of native flora where their boundaries adjoin a greenway.
- f) Special measures will be taken to retain trees within greenways that are used as a source of food and for roosting by endangered Carnaby Cockatoos

Related documentation

- A Strategic Plan for Perth's Greenways, Tingay and Associates 1995
- Regional Framework For Local Biodiversity Conservation Priorities for Perth and Peel, Perth Biodiversity Project
- City of Nedlands Greenways Procedure
- City of Nedlands Street Trees Policy

Related Local Law/legislation

Environmental Protection Act 1986

Environmental Protection (Clearing of Native Vegetation) Regulations 2004

Environmental Protection and Biodiversity Conservation Act 1999

Related delegation

Nil

Issued

14 August 2001 (Report T34.01)

DRAFT

Footpaths – Construction and Maintenance

KFA	KFA 1 Infrastructure
Status	Council
Responsible division	Sustainable Infrastructure
Objective	To outline a strategy for improving and rehabilitating the footpath network throughout the City.

Context

To minimise the cost of rehabilitating and maintaining footpaths in the City to an acceptable standard in accordance with Australian Standards AS1428 Design for Access and Mobility, and The Guide to Traffic Engineering Practice Part 13.

Statement

Council has a strategy for the improvement and rehabilitation of the footpath network and for the integration of a hierarchy of paths for pedestrians and cyclists.

A schedule of footpath improvements and rehabilitation shall be submitted to Council as a Five Year Capital Works Program. Priority shall be for paths that provide strategic routes to schools, aged care facilities, commercial centres, hospitals, child care centres and recreational facilities.

The procedures associated with this policy detail the ways in which the strategy will be developed and the standards and specifications for footpaths

The City shall construct footpaths to meet its obligations under the Disability Access and Inclusion Plan.

Related documentation

Five Year Forward Work Program
Footpaths – Construction and Maintenance Procedures

Related Local Law/legislation

Local Law on Thoroughfares
Local Government Act 1995
Disability Access and Inclusion Plan

Related delegation

Nil

Issued

Date approved by Council

Amendments

Dates amendments approved by Council

DRAFT