

Corporate & Strategy Reports


**Committee Consideration –8 May 2012
Council Resolution – 22 May 2012**

Table of Contents

Item No.	Page No.
CP21.12 Monthly Financial Report – March 2012	2
CP22.12 Investment Report – March 2012	7
CP23.12 List of Accounts Paid – March 2012	10

CP21.12	Monthly Financial Report – March 2012
----------------	--

Committee	8 May 2012
Council	22 May 2012

Applicant	City of Nedlands
Owner	City of Nedlands
Officer	Vanaja Jayaraman – A/Manager Finance
Director	Rajah Senathirajah – A/Director Corporate & Strategy Service
Director Signature	
File ref.	Fin/072-17
Previous Item No's	Nil
Disclosure of Interest	No officer involved in the preparation of this report had any interest which required it to be declared in accordance with the provisions of the <i>Local Government Act (1995)</i> .

Purpose

Administration is required to provide Council with a monthly financial report in accordance with *Regulation 34(1) of the Local Government (Financial Management) Regulations 1996*.

Recommendation to Committee

**Council receives the Monthly Financial Report for March 2012.
(Refer to Attachments)**

Strategic Plan

KFA 5: Governance

5.6 – Ensure compliance with statutory requirements and guidelines.

This report will ensure the City meets its statutory requirements.

Background

Regulation 34(1) of the Local Government (Financial Management) Regulations 1996 requires a local government to prepare a monthly statement of financial activity reporting on the revenue and expenditure, as set out in the annual budget.

A statement of financial activity and any accompanying documents are to be presented to the Council at the next ordinary meeting of

the Council following the end of the month to which the statement relates, or to the next ordinary meeting of the council after that meeting.

In addition to the above and in accordance with *Regulation 34(5) of the Local Government (Financial Management) Regulations 1996*, each year Council is required to adopt a percentage or value to be used in the reporting of material variances. For this financial year the amount is \$10,000 or 10% whichever is the greater.

Proposal Detail

Not applicable.

Consultation

Required by legislation: Yes No

Required by City of Nedlands policy: Yes No

Legislation

The monthly financial management report meets the requirements of *Regulation 34(1) and 34(5) of the Local Government (Financial Management) Regulations 1996*.

Budget/Financial implications

As outlined in the Monthly Financial Report.

Risk Management

The monthly financial variance from the budget of each business unit is reviewed with the respective manager to identify the need for any remedial action. Significant variances are highlighted to Council in the Monthly Financial Report.

Discussion

This report covers the first nine months of the 2011/12 Financial Year. The operating revenue at the end of the reporting period was \$24.78 million, which is 96% of the 2011/12 Revised Budget adopted by Council in March 2012. This reflects the fact that the Rates and the bulk of the Sanitation Charges for the whole year were levied in July.

The total operating expenses at the end of the reporting period was \$19.16 million. This is 69% of the Revised Budget, which is marginally below the pro-rata Revised Budget for the year.

The attached operating statement compares “Actual” with “Revised Budget” by Business Units.

Variations from the Revised Budget of revenue and expenses by Directorates are highlighted in the following paragraphs. It is to be noted that the Directorates in this report are as per the Revised Budget, but do not reflect the recent organisational changes.

Governance

Expenditure: Unfavourable variance of \$ 1,687

Revenue: Unfavourable variance of \$2,961

The variances are minimal

Corporate Services

Expenditure: Favourable variance of \$ 402,685

Revenue: Favourable variance of \$ 259,155

The favourable expenditure variance is due to the savings in employee costs resulting from periods of unfilled vacancies in the Directorate, timing of ICT expenses and delay with projects.

The favourable revenue variance is due mainly to the improved yield from investments (Term Deposits), and a small increase in parking fines.

Community and Strategy

Expenditure: Favourable variance of \$ 304,047

Revenue: Favourable revenue variance of \$ 221,473

The favourable expenditure variance is partly due to a drop in the provision of HACC services and the delay in the release of donations and subsidies.

The favourable revenue variance is due mainly to the receipt of the HACC Program Growth Funding received in February for the replacement of a bus and car.

Development Services

Expenditure: Favourable variance of \$ 791,314

Revenue: Favourable variance of \$ 35,757

The favourable expenditure variance is due to the change in timing of bulk waste collection, late receipt of invoices for other sanitation costs, the timing of the operational activities of the natural areas, and of the commencement of planning projects.

The favourable revenue variance is due mainly to the extra demand for sanitation services from the commercial/industrial sector.

Technical Services

Expenditure: Favourable variance of \$ 554,602
Revenue: Unfavourable variance of \$ 31,370

The favourable expenses variance is mainly due to the timing difference between the Budget and actual of maintenance expenses of Parks & Reserves, off-set to some extent by the under-recovery of overheads, due in turn to the lower level of capital works during the first nine months of the financial year. The recovery of overheads has been reviewed and the variance from Budget will be minimised by the end of the financial year.

The small unfavourable revenue variance is due to the timing difference on the sale of vehicles and a reduction in the contribution for damages to streets/roads.

Capital Works Programme

Infrastructure projects require detailed operational planning and mobilisation once they have been approved by Council. Community consultation has also proved to be very time consuming. Invariably very little physical work on the ground was carried out in the first half of the financial year. Thus at the end of March the expenses on new capital works were only \$4,409,111, which is 42% of the revised capital budget for the year. Based on the mid-year review, the backlog of the infrastructure works are scheduled to be completed in accordance with the budget.

No grants for capital works were received in March 2012.

Conclusion

The financial statements for the first nine months indicate that operating expenses for the period were marginally below the pro-rata Budget.

The revenue is approximately 96 % of the Budget, and reflects that the Rates and Sanitation charges for the whole year were levied in July as planned

Attachments

1. Financial Summary (Operating) By Business Units as at 31 March 2012
2. Capital Works & Acquisitions as at 31 March 2012
3. Statement of Financial Activity by Directorates as at the end of March 2012
4. Net Current Assets as at 31 March 2012

CITY OF NEDLANDS
FINANCIAL SUMMARY - OPERATING - BY BUSINESS UNIT
AS AT 31 MARCH 2012

Master Accounts	March Actual YTD	March Budget YTD	Variance	Committed Balance	Annual Budget	Budget Available
Governance						
Governance						
Expense						
20420 Salaries - Governance	508,927	486,525	(22,402)	0	648,700	139,773
20421 Other Employee Costs - Governance	145,780	122,328	(23,452)	268	163,100	17,053
20423 Office - Governance	12,037	12,753	716	731	17,000	4,232
20424 Motor Vehicles - Governance	9,225	12,150	2,925	0	16,200	6,975
20425 Depreciation - Governance	51,089	51,003	(86)	0	68,000	16,911
20427 Finance - Governance	113,625	113,625	0	0	151,500	37,875
20428 Insurance - Governance	69,022	59,600	(9,422)	0	59,600	(9,422)
20430 Other - Governance	46,315	52,497	6,182	6,271	70,000	17,413
20434 Professional Fees - Governance	65,567	49,997	(15,570)	15,431	60,000	(20,998)
20450 Special Projects - Governance	9,135	20,000	10,865	19,125	20,000	(8,260)
Expense Total	1,030,722	980,478	(50,244)	41,827	1,274,100	201,552
Income						
50410 Sundry Income - Governance	(1,377)	(14,350)	(12,973)	0	(15,600)	(14,223)
Income Total	(1,377)	(14,350)	(12,973)	0	(15,600)	(14,223)
Total	1,029,345	966,128	(63,217)	41,827	1,258,500	187,329
Governance Total	1,029,345	966,128	(63,217)	41,827	1,258,500	187,329
Human Resources						
Expense						
20520 Salaries - HR	136,453	140,247	3,794	0	187,000	50,547
20521 Other Employee Costs - HR	83,297	66,825	(16,472)	2,579	89,100	3,224
20522 Staff Recruitment - HR	86,040	120,735	34,695	12,135	171,000	72,825
20523 Office - HR	9,814	18,499	8,685	0	19,600	9,786
20524 Motor Vehicles - HR	10,132	9,378	(754)	0	12,500	2,368
20525 Depreciation - HR	806	900	94	0	1,200	394
20527 Finance - HR	(378,525)	(378,525)	(0)	0	(504,700)	(126,175)
20530 Other - HR	801	0	(801)	0	1,800	999
20534 Professional Fees - HR	1,050	0	(1,050)	4,364	37,500	32,086
20550 Special Projects - HR	0	18,747	18,747	0	25,000	25,000
Expense Total	(50,131)	(3,194)	46,937	19,078	40,000	71,054
Income						
50510 Ctrb'n Rmbrs & Donation OPER - HR	(10,012)	0	10,012	0	0	10,012
Income Total	(10,012)	0	10,012	0	0	10,012
Total	(60,143)	(3,194)	56,949	19,078	40,000	81,066
Human Resources Total	(60,143)	(3,194)	56,949	19,078	40,000	81,066
Members Of Council						
Expense						
20323 Office - MOC	4,265	1,872	(2,393)	407	2,500	(2,172)
20325 Depreciation - MOC	158	153	(5)	0	200	42
20329 Members of Council - MOC	207,516	213,287	5,771	483	267,700	59,701
20330 Other - MOC	4,750	2,997	(1,753)	698	4,000	(1,448)
Expense Total	216,690	218,309	1,619	1,587	274,400	56,123
Total	216,690	218,309	1,619	1,587	274,400	56,123
Members Of Council Total	216,690	218,309	1,619	1,587	274,400	56,123
Governance Total	1,185,891	1,181,243	(4,648)	62,492	1,572,900	324,517
Corporate Services						
Corporate Services						
Corporate Services						
Expense						
21220 Salaries - Corporate Services	69,023	72,747	3,724	0	97,000	27,977
21221 Other Employee Costs - Corporate Services	20,040	17,334	(2,706)	376	23,100	2,683
21223 Office Corporate Service	521	678	157	0	900	379
21224 Motor Vehicles - Corporate Service	8,054	9,675	1,621	0	12,900	4,846
21235 ICT Expenses - Corporate Service	0	0	0	0	0	0
21250 Special Projects - Corporate Service	3,691	65,000	61,309	47,824	65,000	13,485
Expense Total	101,329	165,434	64,105	48,201	198,900	49,370

Master Accounts		March Actual YTD	March Budget YTD	Variance	Committed Balance	Annual Budget	Budget Available
Corporate Services Total		101,329	165,434	64,105	48,201	198,900	49,370
Customer Services							
Expense							
21320	Salaries - Customer Service	141,712	145,344	3,632	0	193,800	52,088
21321	Other Employee Costs - Customer Service	19,233	17,253	(1,980)	915	23,000	2,853
21323	Office - Customer Service	3,360	4,403	1,043	4,536	5,200	(2,696)
21325	Depreciation - Customer Service	203	225	23	0	300	98
21327	Finance - Customer Service	(166,050)	(166,050)	0	0	(221,400)	(55,350)
21330	Other - Customer Service	0	3,078	3,078	0	4,100	4,100
Expense Total		(1,543)	4,253	5,796	5,451	5,000	1,092
Customer Services Total		(1,543)	4,253	5,796	5,451	5,000	1,092
ICT							
Expense							
21720	Salaries - ICT	119,782	118,501	(1,281)	0	154,300	34,518
21721	Other Employee Costs - ICT	14,393	21,972	7,579	2,900	29,300	12,007
21723	Office - ICT	5,144	4,500	(644)	91	6,000	765
21725	Depreciation - ICT	103,617	133,047	29,430	0	177,400	73,783
21727	Finance - ICT	(852,450)	(852,447)	3	0	(1,136,600)	(284,150)
21730	Other - ICT	0	747	747	0	1,000	1,000
21734	Professional Fees - ICT	185	835	650	0	1,000	815
21735	ICT Expenses - ICT	409,828	439,206	29,378	160,758	585,600	15,014
Expense Total		(199,501)	(133,639)	65,862	163,749	(182,000)	(146,248)
ICT Total		(199,501)	(133,639)	65,862	163,749	(182,000)	(146,248)
Ranger Services							
Expense							
21120	Salaries - Ranger Services	261,991	265,683	3,692	0	346,800	84,809
21121	Other Employee Costs - Ranger Services	39,074	45,288	6,214	2,556	60,400	18,769
21123	Office - Ranger Services	9,599	15,828	6,229	999	21,100	10,501
21124	Motor Vehicles - Ranger Services	33,187	47,997	14,810	0	64,000	30,813
21125	Depreciation - Ranger Services	31,659	25,722	(5,937)	0	34,300	2,641
21127	Finance - Ranger Services	109,551	104,922	(4,629)	0	139,900	30,349
21130	Other - Ranger Services	57,929	59,500	1,571	4,649	78,000	15,422
21134	Professional Fees - Ranger Services	3,427	3,750	323	2,754	5,000	(1,181)
21135	ICT Expenses - Ranger Services	0	8,797	8,797	0	10,400	10,400
21137	Donations - Ranger Services	1,000	1,500	500	0	1,500	500
21150	Special Projects - Ranger Services	18,826	40,000	21,174	9,250	40,000	11,924
Expense Total		566,245	618,987	52,742	20,208	801,400	214,947
Income							
51101	Fees & Charges - Ranger Services	(29,290)	(29,028)	262	0	(31,700)	(2,410)
51106	Contrib'n Reim & Donations Oper - Rangers Services	(20,821)	(12,897)	7,924	0	(17,200)	3,621
51110	Sundry Income - Ranger Services	(77)	(1,500)	(1,423)	0	(1,500)	(1,423)
51111	Fines & Penalties - Rangers Services	(200,205)	(158,475)	41,730	0	(209,200)	(8,995)
Income Total		(250,394)	(201,900)	48,494	0	(259,600)	(9,206)
Ranger Services Total		315,852	417,087	101,235	20,208	541,800	205,740
Records							
Expense							
22020	Salaries - Records	122,175	121,950	(225)	0	162,600	40,425
22021	Other Employee Costs - Records	16,863	27,675	10,812	1,637	36,900	18,400
22023	Office - Records	276	385	109	0	400	124
22025	Depreciation - Records	203	225	23	0	300	98
22027	Finance - Records	(235,275)	(235,278)	(3)	0	(313,700)	(78,425)
22030	Other - Records	12,167	16,753	4,586	2,018	21,000	6,815
22034	Professional Fees - Records	4,200	4,753	553	0	7,000	2,800
22035	ICT Expenses - Records	20,915	46,756	25,841	3,920	60,500	35,665
22050	Special Projects - Records	5,240	16,500	11,260	0	22,000	16,760
Expense Total		(53,238)	(281)	52,957	7,576	(3,000)	42,662
Income							
52001	Fees & Charges - Records	(624)	(747)	(123)	0	(1,000)	(376)
Income Total		(624)	(747)	(123)	0	(1,000)	(376)
Records Total		(53,861)	(1,028)	52,833	7,576	(4,000)	42,286
Corporate Services Total		162,275	452,107	289,832	245,184	559,700	152,241
Finance							
General Finance							
Expense							
21420	Salaries - Finance	370,873	385,797	14,924	0	514,400	143,527
21421	Other Employee Costs - Finance	74,711	63,000	(11,711)	750	84,000	8,539

Master Accounts		March Actual YTD	March Budget YTD	Variance	Committed Balance	Annual Budget	Budget Available
21423	Office - Finance	90,608	106,785	16,177	24,894	142,400	26,898
21424	Motor Vehicles - Finance	8,106	9,972	1,866	0	13,300	5,194
21425	Depreciation - Finance	6,438	6,228	(210)	0	8,300	1,862
21426	Utility - Finance	4,923	4,878	(45)	0	6,500	1,577
21427	Finance - Finance	(654,852)	(657,975)	(3,123)	6,665	(877,300)	(229,114)
21428	Insurance - Finance	1,609	1,050	(559)	1,424	1,400	(1,633)
21430	Other - Finance	304	1,503	1,199	2,551	2,000	(855)
21434	Professional Fees - Finance	30,438	48,750	18,312	6,207	65,000	28,355
21435	ICT Expenses - Finance	0	11,250	11,250	0	15,000	15,000
21450	Special Projects - Finance	0	7,500	7,500	1,590	10,000	8,410
Expense Total		(66,841)	(11,262)	55,579	44,081	(15,000)	7,760
Income							
51401	Fees & Charges - Finance	(65,523)	(57,253)	8,270	0	(69,000)	(3,477)
51410	Sundry Income - Finance	(43,634)	(27,959)	15,675	0	(32,400)	11,234
Income Total		(109,157)	(85,212)	23,945	0	(101,400)	7,757
General Finance Total		(175,998)	(96,474)	79,524	44,081	(116,400)	15,517
General Purpose							
Expense							
21631	Interest - General Purpose	195,534	290,850	95,316	0	387,800	192,266
Expense Total		195,534	290,850	95,316	0	387,800	192,266
Income							
51602	Service Charges - General Purpose	(15)	0	15	0	0	15
51604	Grants Operating - General Purpose	(415,880)	(419,925)	(4,045)	0	(559,900)	(144,020)
51606	Contrib'n Reim & Donations Oper - General Purpose	(5,296)	(3,753)	1,543	0	(5,000)	296
51607	Interest - General Purpose	(842,521)	(663,753)	178,768	0	(885,000)	(42,479)
51610	Sundry Income - General Purpose	(20)	0	20	0	0	20
Income Total		(1,263,733)	(1,087,431)	176,302	0	(1,449,900)	(186,167)
General Purpose Total		(1,068,199)	(796,581)	271,618	0	(1,062,100)	6,099
Rates							
Expense							
21920	Salaries - Rates	39,613	43,128	3,515	0	57,500	17,887
21921	Other Employee Costs - Rates	3,242	4,806	1,564	0	6,400	3,158
21927	Finance - Rates	82,811	64,800	(18,011)	0	86,400	3,589
21930	Other - Rates	21,115	18,747	(2,368)	0	25,000	3,885
21934	Professional Fees - Rates	1,477	19,494	18,017	8,216	26,000	16,306
Expense Total		148,258	150,975	2,717	8,216	201,300	44,825
Income							
51908	Rates - Rates	(16,881,539)	(16,871,000)	10,539	0	(16,871,000)	10,539
Income Total		(16,881,539)	(16,871,000)	10,539	0	(16,871,000)	10,539
Rates Total		(16,733,281)	(16,720,025)	13,256	8,216	(16,669,700)	55,364
Shared Services							
Expense							
21523	Office - Shared Services	43,115	45,000	1,885	6,807	60,000	10,078
21534	Professional Fees - Shared Services	24,271	29,997	5,726	0	40,000	15,729
Expense Total		67,386	74,997	7,611	6,807	100,000	25,807
Shared Services Total		67,386	74,997	7,611	6,807	100,000	25,807
Finance Total		(17,910,092)	(17,538,083)	372,009	59,104	(17,748,200)	102,787
Corporate Services Total		(17,747,816)	(17,085,976)	661,841	304,289	(17,188,500)	255,028
Community & Strategy							
Community Development							
Community Development							
Expense							
28120	Salaries - Community Development	196,818	199,996	3,178	0	260,200	63,382
28121	Other Employee Costs - Community Development	29,081	26,406	(2,675)	447	35,200	5,672
28123	Office - Community Development	2,447	1,503	(944)	27	2,000	(474)
28124	Motor Vehicles - Community Development	32	0	(32)	0	0	(32)
28125	Depreciation - Community Development	5,729	6,228	499	0	8,300	2,571
28127	Finance - Community Development	77,700	77,697	(3)	0	103,600	25,900
28130	Other - Community Development	3,037	5,625	2,588	1,801	7,500	2,662
28137	Donations - Community Development	83,225	130,300	47,075	0	132,900	49,675
28151	Operational Activities - Community Development	67,043	83,449	16,406	13,953	113,800	32,804
28152	Community Visioning	4,216	17,000	12,784	3,073	17,000	9,712
29320	Salaries - Volunteer Services VRC	45,543	43,838	(1,705)	0	57,000	11,457
29321	Other Employee Cost - Volunteer Services VRC	1,613	4,437	2,824	145	5,900	4,142
29323	Office - Volunteer Services VRC	568	1,741	1,173	127	2,600	1,905

Master Accounts		March Actual YTD	March Budget YTD	Variance	Committed Balance	Annual Budget	Budget Available
29327	Finance - Volunteer Services VRC	13,050	13,050	0	0	17,400	4,350
29328	Insurance - Volunteer Services VRC	0	700	700	0	700	700
29330	Other - Volunteer Services VRC	2,038	7,000	4,962	318	14,300	11,944
29335	ICT Expenses - Volunteer Services VRC	262	0	(262)	0	0	(262)
Expense Total		532,400	618,970	86,570	19,891	778,400	226,108
Income							
58101	Fees & Charges - Community Development	(4,992)	0	4,992	0	(5,400)	(408)
58104	Grants Operating - Community Development	(32,409)	(9,000)	23,409	0	(22,000)	10,409
58105	Community Development Income	0	0	0	0	0	0
58106	Contrib'n & Donation OPRL - Community Development	(2,100)	0	2,100	0	0	2,100
58110	Sundry Income - Community Development	(5,300)	0	5,300	0	0	5,300
59304	Grants Operating - Volunteer Services VRC	(29,448)	(19,500)	9,948	0	(26,000)	3,448
Income Total		(74,249)	(28,500)	45,749	0	(53,400)	20,849
Community Development Total		458,151	590,470	132,319	19,891	725,000	246,958
Community Facilities							
Expense							
28251	Operational Activities - Community Facilities	0	0	0	0	0	0
28252	Finance - Community Facilities	314	0	(314)	0	0	(314)
Expense Total		314	0	(314)	0	0	(314)
Income							
58201	Fees & Charges - Community Facilities	(7,605)	(7,497)	108	0	(10,000)	(2,395)
58206	Contrib'n Reim & Donation Op -Community Facilities	(6,694)	(22,500)	(15,806)	0	(30,000)	(23,306)
58209	Council Property - Community Facilities	(108,294)	(121,282)	(12,988)	0	(159,500)	(51,206)
Income Total		(122,592)	(151,279)	(28,687)	0	(199,500)	(76,908)
Community Facilities Total		(122,278)	(151,279)	(29,001)	0	(199,500)	(77,222)
Tresillian							
Expense							
29120	Salaries - Tresillian CC	109,504	104,747	(4,757)	0	136,400	26,896
29121	Other Employee Costs - Tresillian CC	14,712	14,031	(681)	0	18,700	3,988
29123	Office - Tresillian CC	7,357	7,028	(329)	1,161	8,700	182
29125	Depreciation - Tresillian CC	5,442	6,453	1,011	0	8,600	3,158
29126	Utility - Tresillian CC	7,242	9,483	2,241	0	12,800	5,558
29127	Finance - Tresillian CC	65,024	66,378	1,354	0	88,500	23,476
29130	Other - Tresillian CC	35,698	49,795	14,097	1,134	61,000	24,168
29135	ICT Expenses - Tresillian CC	1,307	6,515	5,208	840	7,800	5,653
29136	Courses - Tresillian CC	93,704	90,375	(3,329)	8,488	120,500	18,308
Expense Total		339,989	354,805	14,816	11,623	463,000	111,389
Income							
59101	Fees & Charges - Tresillian CC	(225,289)	(212,402)	12,887	0	(265,200)	(39,911)
59104	Grants Operating - Tresillian CC	(5,000)	(5,000)	0	0	(5,000)	0
59109	Council Property - Tresillian CC	(21,290)	(18,153)	3,137	0	(24,200)	(2,910)
59110	Sundry Income - Tresillian CC	(476)	(747)	(271)	0	(1,000)	(524)
Income Total		(252,055)	(236,302)	15,753	0	(295,400)	(43,345)
Tresillian Total		87,934	118,503	30,569	11,623	167,600	68,044
Community Development Total		423,806	557,694	133,888	31,514	693,100	237,780
Community Service Centres							
Library Services							
Expense							
28521	Other Employee Costs - Mt Claremont Library	14	0	(14)	0	0	(14)
28523	Office - Mt Claremont Library	9,211	16,875	7,664	2,098	22,500	11,190
28525	Depreciation - Mt Claremont Library	3,576	4,050	474	0	5,400	1,824
28526	Utility - Mt Claremont Library	4,631	5,175	544	0	6,900	2,269
28530	Other - Mt Claremont Library	15,240	19,197	3,957	4,962	25,600	5,399
28535	ICT Expenses - Mt Claremont Library	8,165	15,228	7,063	102	20,300	12,032
28720	Salaries - Library Services	468,621	489,441	20,820	0	652,600	183,979
28721	Other Employee Costs - Library Services	66,820	64,881	(1,939)	331	86,500	19,349
28723	Office - Nedlands Library	27,049	41,409	14,360	4,563	55,200	23,587
28724	Motor Vehicles - Nedlands Library	7,718	8,325	608	0	11,100	3,383
28725	Depreciation - Nedlands Library	12,350	20,628	8,278	0	27,500	15,150
28726	Utility - Nedlands Library	17,812	20,322	2,510	0	27,100	9,288
28727	Finance - Nedlands Library	251,100	251,100	0	0	334,800	83,700
28730	Other - Nedlands Library	48,508	67,050	18,542	13,075	89,400	27,817
28731	Grants Expenditure - Nedlands Library	0	1,494	1,494	0	2,000	2,000
28734	Professional Fees - Nedlands Library	500	972	472	500	1,300	300
28735	ICT Expenses - Nedlands Library	24,705	37,209	12,504	4,221	49,600	20,674
28750	Special Projects - Nedlands Library	2,452	5,247	2,795	0	7,000	4,548

Master Accounts		March Actual YTD	March Budget YTD	Variance	Committed Balance	Annual Budget	Budget Available
Expense Total		968,473	1,068,603	100,130	29,852	1,424,800	426,475
Income							
58501	Fees & Charges - Mt Claremont Library	(335)	(378)	(43)	0	(500)	(165)
58510	Sundry Income - Mt Claremont Library	(10)	(72)	(62)	0	(100)	(90)
58511	Fines & Penalties - Mt Claremont Library	(851)	(522)	329	0	(700)	151
58701	Fees & Charges - Nedland Library	(3,908)	(3,375)	533	0	(4,500)	(592)
58704	Grants Operating - Nedlands Library	0	(1,494)	(1,494)	0	(2,000)	(2,000)
58710	Sundry Income - Nedlands Library	(4,365)	(4,122)	243	0	(5,500)	(1,135)
58711	Fines & Penalties - Nedlands Library	(4,942)	(3,375)	1,567	0	(4,500)	442
Income Total		(14,411)	(13,338)	1,073	0	(17,800)	(3,389)
Library Services Total		954,062	1,055,265	101,203	29,852	1,407,000	423,086
Nedlands Community Care							
Expense							
28620	Salaries - NCC	165	0	(165)	0	0	(165)
28621	Other Employee Costs - NCC	12,475	0	(12,475)	0	0	(12,475)
28623	Office - NCC	1,175	0	(1,175)	165	0	(1,340)
28625	Depreciation - NCC	4,537	0	(4,537)	0	0	(4,537)
28626	Utility - NCC	7,157	0	(7,157)	0	0	(7,157)
28664	Hacc Unit Cost - NCC	662,022	743,924	81,902	34,915	1,000,200	303,263
Expense Total		687,531	743,924	56,393	35,080	1,000,200	277,589
Income							
58601	Fees & Charges - NCC	(57,859)	(75,006)	(17,147)	0	(100,000)	(42,141)
58604	Grants Operating - NCC	(849,863)	(649,881)	199,982	0	(866,500)	(16,637)
58610	Sundry Income - NCC	0	0	0	0	(2,000)	(2,000)
Income Total		(907,723)	(724,887)	182,836	0	(968,500)	(60,777)
Nedlands Community Care Total		(220,192)	19,037	239,229	35,080	31,700	216,812
Point Resolution Occasional Care							
Expense							
28820	Salaries - Point Resolution	190,162	201,447	11,285	0	268,600	78,438
28821	Other Employee Costs - Point Resolution	23,009	19,794	(3,215)	0	26,400	3,391
28823	Office - Point Resolution	3,978	4,741	763	833	6,300	1,489
28825	Depreciation - Point Resolution	1,205	1,197	(8)	0	1,600	395
28826	Utility - Point Resolution	4,728	2,853	(1,875)	1,958	3,800	(2,886)
28827	Finance - Point Resolution	45,300	45,297	(3)	0	60,400	15,100
28830	Other - Point Resolution	7,354	11,997	4,643	6,222	16,000	2,424
28835	ICT Expenses - Point Resolution	0	2,619	2,619	0	3,500	3,500
Expense Total		275,734	289,945	14,211	9,014	386,600	101,852
Income							
58801	Fees & Charges - Point Resolution	(191,709)	(186,583)	5,126	0	(252,000)	(60,291)
Income Total		(191,709)	(186,583)	5,126	0	(252,000)	(60,291)
Point Resolution Occasional Care Total		84,025	103,362	19,337	9,014	134,600	41,561
Volunteer Services							
Expense							
29220	Salaries - Volunteer Services NVS	17,033	21,837	4,804	0	28,400	11,367
29221	Other Employee Costs - Volunteer Services NVS	668	3,150	2,482	0	4,200	3,532
29223	Office - Volunteer Services NVS	1,333	2,259	926	188	3,000	1,479
29227	Finance - Volunteer Services NVS	18,900	18,900	0	0	25,200	6,300
29228	Insurance - Volunteer Services NVS	0	1,422	1,422	0	1,900	1,900
29230	Other - Volunteer Services NVS	1,343	1,728	385	194	2,300	763
29235	ICT Expenses - Volunteer Services NVS	0	297	297	0	400	400
Expense Total		39,277	49,593	10,316	382	65,400	25,741
Volunteer Services Total		39,277	49,593	10,316	382	65,400	25,741
Community Service Centres Total		857,172	1,227,257	370,085	74,328	1,638,700	707,200
Community Services Administration							
Community Services Administration							
Expense							
28420	Salaries - Community Services Administration	168,050	156,466	(11,584)	0	211,300	43,250
28421	Other Employee Costs - Community Services Admin	56,604	64,050	7,446	1,580	86,400	28,216
28423	Office - Community Services Administration	2,177	0	(2,177)	227	9,000	6,596
28424	Motor Vehicles - Community Services Administration	28,374	25,425	(2,949)	0	33,900	5,526
28425	Depreciation - Community Services Administration	359	378	19	0	500	141
28427	Finance - Community Services Administration	69,450	69,453	3	0	92,600	23,150
28430	Other - Community Services Administration	487	0	(487)	0	1,000	513
28434	Professional Fees - Community Services Admin	3,576	0	(3,576)	0	4,000	424
28435	ICT Expenses - Community Services Administration	0	0	0	0	6,300	6,300
28437	Donations - Community Services Administration	10,841	24,972	14,131	9,746	33,300	12,713

Master Accounts		March Actual YTD	March Budget YTD	Variance	Committed Balance	Annual Budget	Budget Available
28450	Special Projects - Community Services Admin	768	3,335	2,567	157	4,000	3,075
Expense Total		340,686	344,079	3,393	11,711	482,300	129,904
Income							
58420	Positive Ageing Revenue	(2,958)	(3,335)	(377)	0	(4,000)	(1,042)
Income Total		(2,958)	(3,335)	(377)	0	(4,000)	(1,042)
Community Services Administration Total		337,728	340,744	3,016	11,711	478,300	128,862
Community Services Administration Total		337,728	340,744	3,016	11,711	478,300	128,862
Support and Media							
Support and Media							
Expense							
28320	Salaries - Marketing & Communications	57,458	57,600	142	0	76,800	19,342
28323	Office - Marketing & Communications	44,853	43,497	(1,356)	5,824	58,000	7,323
28325	Depreciation - Marketing & Communications	359	378	19	0	500	141
28327	Finance - Marketing & Communications	28,725	28,728	3	0	38,300	9,575
28330	Other - Marketing & Communications	12,421	9,000	(3,421)	385	12,000	(806)
28334	Professional Fees - Marketing & Communications	0	7,500	7,500	0	10,000	10,000
28350	Special Projects - Marketing & Communications	6,855	22,500	15,645	21,818	30,000	1,327
Expense Total		150,672	169,203	18,531	28,027	225,600	46,901
Support and Media Total		150,672	169,203	18,531	28,027	225,600	46,901
Support and Media Total		150,672	169,203	18,531	28,027	225,600	46,901
Community & Strategy Total		1,769,378	2,294,898	525,520	145,580	3,035,700	1,120,742

Development Services

Property Services

Council Buildings

Expense

24120	Salaries - Council Buildings	125,540	131,289	5,749	0	170,900	45,360
24121	Other Employee Costs - Council Buildings	18,132	19,287	1,155	901	25,700	6,667
24123	Office - Council Buildings	930	2,625	1,695	790	3,500	1,781
24124	Motor Vehicles - Council Buildings	27,490	24,903	(2,587)	0	33,200	5,710
24125	Depreciation - Council Buildings	343,933	270,075	(73,858)	0	360,100	16,167
24126	Utility - Council Buildings	7	0	(7)	0	0	(7)
24127	Finance - Council Buildings	90,900	90,900	0	0	121,200	30,300
24128	Insurance - Council Buildings	(1,694)	6,000	7,694	0	6,000	7,694
24130	Other - Council Buildings	1,136	4,500	3,364	0	6,000	4,864
24133	Building - Council Buildings	948,039	757,141	(190,898)	79,066	981,801	(45,304)
Expense Total		1,554,413	1,306,720	(247,693)	80,756	1,708,401	73,231

Income

54109	Council Property - Council Buildings	(112,147)	(116,673)	(4,526)	0	(150,000)	(37,853)
Income Total		(112,147)	(116,673)	(4,526)	0	(150,000)	(37,853)
Council Buildings Total		1,442,266	1,190,047	(252,219)	80,756	1,558,401	35,379

Property Services

Expense

24420	Salaries - Property Services	264,460	278,280	13,820	2,362	362,000	95,178
24421	Other Employee Costs - Property Services	54,809	49,788	(5,021)	218	66,400	11,373
24423	Office - Property Services	9,404	11,100	1,696	593	14,800	4,803
24424	Motor Vehicles - Property Services	16,114	17,028	914	0	22,700	6,586
24425	Depreciation - Property Services	303	225	(78)	0	300	(3)
24427	Finance - Property Services	135,835	137,553	1,718	0	183,400	47,565
24430	Other - Property Services	1,007	2,625	1,618	0	3,500	2,493
24434	Professional Fees - Property Services	89,146	112,500	23,354	5,431	150,000	55,423
Expense Total		571,077	609,099	38,022	8,604	803,100	223,419

Income

54401	Fees & Charges - Property Services	(409,591)	(386,250)	23,341	0	(515,000)	(105,409)
54410	Sundry Income - Property Services	(11,266)	(9,000)	2,266	0	(12,000)	(734)
54411	Fines & Penalties - Property Services	0	(7,500)	(7,500)	0	(10,000)	(10,000)
Income Total		(420,857)	(402,750)	18,107	0	(537,000)	(116,143)
Property Services Total		150,219	206,349	56,130	8,604	266,100	107,276
Property Services Total		1,592,485	1,396,396	(196,089)	89,361	1,824,501	142,655

Sustainable Nedlands

Environmental Health

Expense

24638	Operational Activities - Sust & Environ	12,614	8,000	(4,614)	13,160	8,000	(17,774)
24720	Salaries - Environmental Health	150,499	150,975	476	0	201,300	50,801
24721	Other Employee Costs - Environmental Health	19,572	21,672	2,100	1,236	28,900	8,092
24722	Staff Recruitment - Environmental Health	0	375	375	0	500	500

Master Accounts		March Actual YTD	March Budget YTD	Variance	Committed Balance	Annual Budget	Budget Available
24723	Office - Environmental Health	1,577	2,325	748	56	3,100	1,467
24725	Depreciation - Environmental Health	3,674	1,575	(2,099)	0	2,100	(1,574)
24727	Finance - Environmental Health	56,400	56,403	3	0	75,200	18,800
24730	Other - Environmental Health	2,263	29,700	27,437	2,348	39,600	34,990
24734	Professional Fees - Environmental Health	2,237	0	(2,237)	0	0	(2,237)
24751	Operational Activities - Environmental Health	13,754	66,744	52,990	7,148	89,000	68,098
Expense Total		262,590	337,769	75,179	23,948	447,700	161,162
Income							
54701	Fees & Charges - Environmental Health	(42,967)	(41,277)	1,690	0	(50,000)	(7,033)
54710	Sundry Income - Environmental Health	(4,050)	0	4,050	0	(5,000)	(950)
54711	Fines & Penalties - Environmental Health	0	0	0	0	0	0
Income Total		(47,016)	(41,277)	5,739	0	(55,000)	(7,984)
Environmental Health Total		215,573	296,492	80,919	23,948	392,700	153,178
Natural Areas							
Expense							
24221	Other Employee Costs - Natural Areas	160	5,247	5,087	0	7,000	6,840
24223	Office - Natural Areas	23	1,197	1,174	0	1,600	1,577
24227	Finance - Natural Areas	29,100	29,097	(3)	0	38,800	9,700
24230	Other - Natural Areas	0	1,503	1,503	0	2,000	2,000
24237	Donations - Natural Areas	350	0	(350)	0	0	(350)
24251	Operational Activities - Natural Areas	331,219	492,920	161,701	157,882	602,100	112,999
Expense Total		360,852	529,964	169,112	157,882	651,500	132,766
Income							
54204	Grants Operating - Natural Areas	(63,223)	(91,000)	(27,777)	0	(91,000)	(27,777)
54210	Sundry Income - Natural Areas	(30)	(3,528)	(3,498)	0	(4,700)	(4,670)
Income Total		(63,253)	(94,528)	(31,275)	0	(95,700)	(32,447)
Natural Areas Total		297,600	435,436	137,836	157,882	555,800	100,318
Sanitation							
Expense							
24520	Salaries - Sanitation	167,396	202,272	34,876	0	263,500	96,104
24521	Other Employee Costs - Sanitation	9,908	21,150	11,242	0	28,200	18,292
24523	Office - Sanitation	1,181	0	(1,181)	0	0	(1,181)
24525	Depreciation - Sanitation	67,978	67,950	(28)	0	90,600	22,622
24527	Finance - Sanitation	147,433	147,375	(58)	0	196,500	49,068
24530	Other - Sanitation	44	0	(44)	0	0	(44)
24538	Purchase of Product - Sanitation	5,269	0	(5,269)	583	0	(5,852)
24552	Residential Kerbside - Sanitation	1,525,136	1,699,275	174,139	169,782	2,265,700	570,782
24553	Residential Bulk - Sanitation	176,948	375,000	198,052	194,170	417,000	45,881
24554	Commercial - Sanitation	75,678	94,500	18,822	12,802	126,000	37,520
24555	Public Waste - Sanitation	82,300	95,247	12,947	59,612	127,000	(14,912)
24556	Waste Strategy - Sanitation	14,948	29,997	15,049	10,593	40,000	14,460
Expense Total		2,274,218	2,732,766	458,548	447,543	3,554,500	832,740
Income							
54501	Fees & Charges - Sanitation	(3,501,852)	(3,394,353)	107,499	0	(3,527,600)	(25,748)
54510	Sundry Income - Sanitation	(152)	0	152	0	0	152
Income Total		(3,502,004)	(3,394,353)	107,651	0	(3,527,600)	(25,596)
Sanitation Total		(1,227,786)	(661,587)	566,199	447,543	26,900	807,143
Sustainability and Environment							
Expense							
24620	Salaries - Sustainability & Environmental	26,163	33,669	7,506	0	44,900	18,737
24621	Other Employee Costs - Sustainability & Env	52,355	23,031	(29,324)	47	30,700	(21,702)
24623	Office - Sustainability & Environmental	230	0	(230)	834	7,100	6,036
24624	Motor Vehicles - Sustainability & Environmental	14,314	16,353	2,039	0	21,800	7,486
24625	Depreciation - Sustainability & Environmental	3,604	5,625	2,021	0	7,500	3,896
24627	Finance - Sustainability & Environmental	44,700	44,703	3	0	59,600	14,900
24630	Other - Sustainability & Environmental	618	0	(618)	921	9,000	7,461
24639	Travelsmart - Sustainability & Environmental	40,590	58,653	18,063	0	78,200	37,610
Expense Total		182,574	182,034	(540)	1,802	258,800	74,424
Income							
54601	Fees & Charges - Sustainability & Environmental	202	(747)	(949)	0	(1,000)	(1,202)
54610	Sundry Income - Sustainability & Environmental	(4,424)	0	4,424	0	(100)	4,324
Income Total		(4,222)	(747)	3,475	0	(1,100)	3,122
Sustainability and Environment Total		178,352	181,287	2,935	1,802	257,700	77,546
Sustainable Nedlands Total		(536,261)	251,628	787,889	631,175	1,233,100	1,138,187
Planning Services							
Town Planning							

Master Accounts		March Actual YTD	March Budget YTD	Variance	Committed Balance	Annual Budget	Budget Available
Expense							
24820	Salaries - Town Planning	505,822	492,816	(13,006)	0	657,100	151,278
24821	Other Employee Costs - Town Planning	96,598	92,925	(3,673)	5,283	123,900	22,019
24823	Office - Town Planning	7,627	17,628	10,001	1,937	23,500	13,936
24824	Motor Vehicles - Town Planning	34,841	39,150	4,309	0	52,200	17,359
24825	Depreciation - Town Planning	2,906	4,347	1,441	0	5,800	2,894
24827	Finance - Town Planning	211,366	212,925	1,559	0	283,900	72,534
24830	Other - Town Planning	250	5,247	4,997	0	7,000	6,750
24834	Professional Fees - Town Planning	133,713	146,250	12,537	8,759	195,000	52,528
24857	Strategic Projects - Town Planning	15,210	149,949	134,739	26,675	200,000	158,115
24861	Town Planning Scheme - Town Planning	4,221	150,003	145,782	13,160	200,000	182,619
Expense Total		1,012,554	1,311,240	298,686	55,813	1,748,400	680,033
Income							
54801	Fees & Charges - Town Planning	(368,190)	(428,250)	(60,060)	0	(571,000)	(202,810)
54810	Sundry Income - Town Planning	(395)	(3,750)	(3,355)	0	(5,000)	(4,605)
Income Total		(368,585)	(432,000)	(63,415)	0	(576,000)	(207,415)
Town Planning Total		643,969	879,240	235,271	55,813	1,172,400	472,618
Planning Services Total		643,969	879,240	235,271	55,813	1,172,400	472,618
Development Services Total		1,700,193	2,527,264	827,071	776,348	4,230,001	1,753,460
Technical Services							
Engineering Services							
Infrastructure Services							
Expense							
26220	Salaries - Infrastructure Services	741,042	853,881	112,839	10,236	1,138,500	387,221
26221	Other Employee Costs - Infrastructure Services	243,113	270,003	26,890	14,211	360,000	102,676
26223	Office - Infrastructure Services	32,453	48,025	15,572	14,250	63,700	16,996
26224	Motor Vehicles - Infrastructure Services	68,721	69,453	732	0	92,600	23,879
26225	Depreciation - Infrastructure Services	12,578	16,497	3,919	0	22,000	9,422
26227	Finance - Infrastructure Services	(948,762)	(1,158,978)	(210,216)	0	(1,545,300)	(596,538)
26228	Insurance - Infrastructure Services	82,103	90,600	8,497	0	90,600	8,497
26230	Other - Infrastructure Services	40,666	83,628	42,962	12,735	111,500	58,099
26234	Professional Fees - Infrastructure Services	134,075	187,503	53,428	56,263	200,000	9,662
26235	ICT Expenses - Infrastructure Services	2,171	3,753	1,582	1,323	5,000	1,506
26249	Loss On Sale of Fixed Assets - Infrastructure Serv	4,111	0	(4,111)	0	0	(4,111)
Expense Total		412,271	464,365	52,094	109,018	538,600	17,310
Infrastructure Services Total		412,271	464,365	52,094	109,018	538,600	17,310
Plant Operating							
Expense							
26525	Depreciation - Plant Operating	396,590	440,472	43,882	0	587,300	190,710
26527	Finance - Plant Operating	(656,885)	(858,828)	(201,943)	0	(1,145,100)	(488,215)
26532	Plant - Plant Operating	448,290	511,594	63,304	16,946	639,600	174,364
26533	Minor Parts & Workshop Tools - Plant Operating	7,783	6,012	(1,771)	2,523	8,000	(2,306)
26549	Loss On Sale of Fixed Assets - Plant Operating	1,511	25,000	23,489	0	30,000	28,489
Expense Total		197,289	124,250	(73,039)	19,468	119,800	(96,957)
Income							
56501	Fees & Charges - Plant Operating	(12,267)	(9,000)	3,267	0	(12,000)	267
56515	Profit On Sale of Fixed Assets - Plant Operating	(24,037)	(51,750)	(27,713)	0	(69,000)	(44,963)
Income Total		(36,304)	(60,750)	(24,446)	0	(81,000)	(44,696)
Plant Operating Total		160,985	63,500	(97,485)	19,468	38,800	(141,653)
Streets Roads and Depots							
Expense							
26625	Depreciation - Streets Roads & Depots	3,034,421	3,018,603	(15,818)	0	4,024,800	990,379
26626	Utility - Streets Roads & Depots	310,772	470,000	159,228	175,657	470,000	(16,429)
26630	Other	21,061	18,000	(3,061)	11,708	50,400	17,631
26640	Reinstatement - Streets Roads & Depot	1,029	9,000	7,971	0	12,000	10,971
26667	Road Maintenance	362,673	333,750	(28,923)	24,276	445,000	58,050
26668	Drainage Maintenance	159,758	82,503	(77,255)	3,675	110,000	(53,433)
26669	Footpath Maintenance	160,277	164,250	3,973	15,339	219,000	43,385
26670	Parking Signs	53,883	99,000	45,117	0	132,000	78,117
26671	Right of Way Maintenance - Pavement	48,385	60,822	12,437	0	81,100	32,715
26672	Bus Shelter Maintenance	7,616	28,800	21,184	1,191	38,400	29,593
26673	Graffiti Control	38,443	37,800	(643)	1,578	50,400	10,379
26674	Depot	55,122	93,744	38,622	8,286	125,000	61,591
Expense Total		4,253,441	4,416,272	162,831	241,710	5,758,100	1,262,949
Income							

Master Accounts		March Actual YTD	March Budget YTD	Variance	Committed Balance	Annual Budget	Budget Available
56601	Fees & Charges - Streets Roads & Depots	(64,002)	(38,475)	25,527	0	(51,300)	12,702
56604	Grants Operating - Streets Roads & Depots	0	0	0	0	0	0
56606	Contrib'n Reim & Don Op - Streets Roads & Depots	(7,694)	(32,400)	(24,706)	0	(43,200)	(35,506)
56610	Sundry Income - Streets Roads & Depots	(845)	(8,253)	(7,408)	0	(11,000)	(10,155)
Income Total		(72,542)	(79,128)	(6,586)	0	(105,500)	(32,958)
Streets Roads and Depots Total		4,180,899	4,337,144	156,245	241,710	5,652,600	1,229,990
Engineering Services Total		4,754,155	4,865,009	110,854	370,197	6,230,000	1,105,648
Parks Services							
Parks and Ovals							
Expense							
26327	Finance - Parks & Ovals	2,015	0	(2,015)	0	0	(2,015)
26360	Depreciation - Parks & Reserves	358,279	368,175	9,896	0	490,900	132,621
26365	Maintenance - Parks & Ovals	2,433,222	2,838,057	404,835	332,587	3,784,100	1,018,292
Expense Total		2,793,516	3,206,232	412,716	332,587	4,275,000	1,148,897
Income							
56301	Fees & Charges - Parks & Ovals	0	(11,025)	(11,025)	0	(14,700)	(14,700)
56306	Contrib'n Reim & Donations Op - Parks & Ovals	(19,493)	(10,791)	8,702	0	(14,400)	5,093
56309	Council Property - Parks & Ovals	(51,020)	(49,509)	1,511	0	(66,000)	(14,980)
56310	Sundry Income - Parks & Ovals	(474)	0	474	0	0	474
Income Total		(70,987)	(71,325)	(338)	0	(95,100)	(24,113)
Parks and Ovals Total		2,722,529	3,134,907	412,378	332,587	4,179,900	1,124,784
Parks Services Total		2,722,529	3,134,907	412,378	332,587	4,179,900	1,124,784
Technical Services Total		7,476,684	7,999,916	523,232	702,784	10,409,900	2,230,432
City of Nedlands Total		(5,615,670)	3,082,655	2,533,015	1,991,492	2,060,001	5,684,179

**CITY OF NEDLANDS
CAPITAL WORKS & ACQUISITIONS
AS AT 31 March 2012**

		March Actual YTD	Committed Balance	June Budget YTD	Budget Available
2	Footpath Rehabilitation				
	2001 Railway Road	43,836	22,480	63,000	11,296
	2025 Verdun Street	3,183	2,727	6,000	90
	2028 Dalkeith Road	55,116	2,058	57,200	26
	2030 Beatrice Road	0	0	40,000	40,000
	2166 Hooley Street	0	0	40,000	40,000
	2179 Lemnos Street	8,901	10,546	11,600	(7,846)
	2167 Swansea Street	0	0	20,000	20,000
	Footpath Rehabilitation Total	111,036	37,811	237,800	103,565
3	Road Rehabilitation				
	2001 Railway Road	35,614	0	35,600	(14)
	2003 Alfred Road	0	0	257,900	257,900
	2007 Smyth Road	25,714	0	25,700	23,170
	2013 North Street	0	0	201,000	201,000
	2017 Loch Street	0	0	48,500	48,500
	2018 Underwood Avenue	387,957	0	530,300	164,354
	2023 Bruce Street	115,740	0	115,000	(740)
	2028 Dalkeith Road	14,699	0	14,500	(199)
	2033 Gordon Street	845	0	103,600	102,755
	2058 Archdeacon Street	429,801	3,175	514,800	338,864
	2150 Circe Circle North	100,175	0	110,000	9,825
	2189 Adams Road	11,619	13,050	220,000	198,551
	2191 Bishop Road	2,742	0	2,800	58
	2300 Acacia Lane	886	0	50,000	49,114
	Road Rehabilitation Total	1,125,790	16,225	2,229,700	1,393,140
4	Drainage Rehabilitation				
	2038 Jenkins Ave	145,510	0	80,000	70,801
	2113 Loftus St	0	0	200,000	200,000
	9000 City Wide	147,728	24,202	150,000	101,883
	Drainage Rehabilitation Total	293,238	24,202	430,000	372,684
5	Street Furniture				
	9000 City Wide	1,963	0	2,000	37
	Street Furniture Total	1,963	0	2,000	37
6	Grant Funded Projects				
	2003 Alfred Road	539	0	0	(539)
	2010 Broadway	2,360	0	378,000	375,640
	2019 Princess Road	1,364	12,403	33,000	19,233
	2020 Monash Avenue	1,364	10,746	12,000	(110)
	2023 Bruce Street	0	0	0	0
	2037 Elizabeth Street	3,864	0	195,000	191,136
	2054 Broome Street	1,364	32,422	30,000	(3,785)
	2056 Tyrell Street	239	0	33,000	33,000
	2179 Lemnos Street	4,506	0	4,500	(6)
	Grant Funded Projects Total	15,599	55,571	685,500	614,570
10	Road Improvement				
	2011 Victoria Avenue	0	0	17,500	17,500
	2015 Birdwood Parade	0	0	16,000	16,000
	2049 Asquith Street	10,075	0	10,100	25
	2119 Kitchener Street	76,595	0	50,000	(26,595)
	2121 Lisle Street	0	0	25,000	25,000
	9000 City Wide	37,350	9,290	65,000	26,472
	Road Improvement Total	124,019	9,290	183,600	58,403
11	Building Construction				
	4000 John Leckie Pavilion	1,047,458	1,350,518	2,600,000	359,929
	4001 Allen Park Lower Pavilion	0	4,500	0	(4,500)
	4002 Dalkeith Hall	1,381	0	0	(354)
	4003 Council Depot	17,174	951	32,000	21,156

		March Actual YTD	Committed Balance	June Budget YTD	Budget Available
	4006	Hackett Playcentre	257	0	0
	4009	PROCC	56,393	0	(12,928)
	4010	NCC	5,909	0	91
	4012	Mt Claremont Community Centre	25,466	0	34
	4016	67 Stirling Highway (Maisonettes)	195,080	0	(80)
	4018	Tresillian	22,047	12,915	(2,962)
	4019	Cruickshank Reserve Pavilion	36,571	31,658	48,099
	4020	71 Stirling Highway (Administration)	18,068	325	11,607
	4021	110 Smyth Road (Cottage)	6,480	0	30,520
	4022	Public Facilities (Public Toilets)	21,044	14,567	4,389
	4108	Mt Claremont Oval	308	0	3,192
	4157	Hollywood Subiaco bowling Club	0	0	29,400
	4164	College Park Family Centre	0	0	18,000
	9000	City Wide	41,233	39,207	60,793
	Building Construction Total		1,494,869	1,454,641	3,284,400
12	Off Street Parking				
	2182	The Esplanade	0	0	88,000
	Off Street Parking Total		0	0	88,000
14	Parks & Reserves Construction				
	2132	Beecham Road	2,770	21,412	697,818
	4052	Allen Park	4,339	0	25,761
	4055	Asquith Park	2,121	655	20,912
	4057	Beaton Park	0	4,325	103,475
	4059	Beatrice Road Reserve	0	0	32,700
	4067	Campsie Park	2,121	7,690	36,977
	4071	Charles Ct Reserve	0	13,600	8,700
	4078	Daran Park	0	3,750	4,050
	4080	Directors Gardens	16,569	0	1,431
	4094	Jones Park	70,001	0	4,299
	4096	Lawler Park	0	0	26,800
	4100	Masons Gardens	32,892	0	2,108
	4101	Melvista Park	3,523	9,912	14,418
	4105	Mossvale Gardens	2,121	11,960	59,507
	4108	Mt Claremont Oval	158,701	0	(1)
	4111	Nedlands Library Surrounds	12,628	0	72
	4115	New Court Gardens	13,394	0	1,606
	4118	Peace Memorial Rose Garden	22,263	0	37
	4131	Street Gardens and Verges	8,827	22,695	29,278
	4139	Tresillian Community Centre Surrounds	5,195	73	18,996
	4142	Zamia Park	0	8,755	16,545
	4169	River Wall Maintenance	215,351	285,430	170,218
	Parks & Reserves Construction Total		572,815	390,257	1,275,707
15	Plant & Equipment				
	7500	Technical Svs - Engineering	14,959	0	28,041
	7501	Development Svs - Town Planning	31,986	0	514
	7502	Development Svs - Property Svs	91,806	0	(2,306)
	7503	Corporate Svs - Corporate Svs	32,712	0	(212)
	7504	Community Svs - NCC (HACC Funded)	0	102,660	59,840
	7505	Corporate Svs - Ranger Svs	29,092	19,087	(13,179)
	7507	Development Svs - Sustainable Nedlands	6,920	0	80
	7509	Technical Svs - Parks Svs	135,028	0	177,091
	7510	Governance - Human Resources	29,137	0	1,863
	7511	Community Svs - Service Centres	65,275	0	(275)
	7512	Community Svs - Community Development	27,463	0	3,537
	Plant & Equipment Total		464,377	121,747	254,995
16	ICT Capital Projects				
	6031	IT Project 1	40,000	0	39,000
	6032	IT Project 2	58,522	5,273	113,028
	6033	IT Project 3	0	0	10,000
	ICT Capital Projects Total		98,522	5,273	162,028
17	Greenway Development				
	4052	Allen Park	0	127	79,873

		March Actual YTD	Committed Balance	June Budget YTD	Budget Available	
	4122	Point Resolution Reserve	0	0	79,500	79,500
	4154	Hollywood Reserve	88,907	0	89,000	93
	Greenway Development Total		88,907	127	248,500	159,466
18	Furniture & Fixture					
	4004	Drabble House	8,184	0	8,200	16
	4008	Nedlands Library	0	0	9,000	9,000
	4018	Tresillian	6,940	0	6,300	(640)
	4020	Administration Building	1,507	0	1,500	(7)
	7504	Community Svs - NCC (HACC Funded)	0	0	4,000	4,000
	7505	Rangers	0	38,195	136,000	97,805
	7508	Corporate Svs - Finance	1,346	0	1,400	54
	Furniture & Fixture Total		17,976	38,195	166,400	110,229
City of Nedlands Total			4,409,111	2,153,338	10,602,600	5,159,206

CITY OF NEDLANDS
STATEMENT OF FINANCIAL ACTIVITY
BY DIRECTORATES
FOR THE PERIOD ENDED 31 MARCH 2012


Note	Adopted Budget \$	Revised Budget \$	MARCH YTD Budget \$	MARCH YTD Actual \$	MARCH YTD Variance \$	Variance %
Operating Income						
Governance	5,000	15,600	14,350	11,389	(2,961)	-21%
Corporate Services	18,428,600	18,682,900	18,246,290	18,505,445	259,155	1%
Community Services	1,805,600	1,790,600	1,344,224	1,565,697	221,473	16%
Development Services	4,790,100	4,942,400	4,482,328	4,518,085	35,757	1%
Technical Services	281,600	281,600	211,203	179,833	(31,370)	-15%
	25,310,900	25,713,100	24,298,395	24,780,449	482,054	
Operating Expense						
Governance	(1,402,400)	(1,588,500)	(1,195,593)	(1,197,280)	(1,687)	0%
Corporate Services	(1,520,300)	(1,494,400)	(1,160,314)	(757,629)	402,685	-35%
Community Services	(5,076,100)	(4,826,300)	(3,639,122)	(3,335,075)	304,047	-8%
Development Services	(9,030,400)	(9,172,401)	(7,009,592)	(6,218,278)	791,314	-11%
Technical Services	(10,681,500)	(10,691,500)	(8,211,119)	(7,656,517)	554,602	-7%
	(27,710,700)	(27,773,101)	(21,215,740)	(19,164,779)	2,050,961	
				MARCH Budget Balance		
Capital Income						
Grants Capital	2,393,200	2,393,200	0	513,392	1,879,808	
Proceeds from Disposal of Assets	286,000	286,000	0	325,190	(39,190)	
New Borrowings	2,200,000	2,200,000	0	2,200,000	0	
Transfer from Reserve	1,600,000	740,000	0	0	1,600,000	
	6,479,200	5,619,200	0	3,038,582	3,440,618	
Capital Expenditure						
Land & Buildings	(3,260,500)	(3,284,400)	0	(1,494,869)	(1,765,631)	
Plant & Equipment	(724,300)	(731,300)	0	(464,377)	(259,923)	
Furniture & Equipment	(325,300)	(371,400)	0	(116,498)	(208,802)	
Infrastructure	(5,822,700)	6,323,500	0	(2,333,367)	(3,489,333)	
Repayment of Debentures	(917,000)	(1,004,500)	0	(666,837)	(250,163)	
Transfer to Reserves	(800,000)	(800,000)	0	(217,847)	(582,153)	
	(11,849,800)	131,900	0	(5,293,795)	(6,556,005)	
Total Operating and Non-Operating	(7,770,400)	3,691,099	3,082,655	3,360,457	(582,372)	
Adjustment - Non Cash Items						
Depreciation	5,917,000	5,933,800	445,359	4,461,072	1,455,928	
Provisions / Other Accruals	0	0	0	(2,014)	2,014	
(Profit) on Sale of Assets	(69,000)	(69,000)	0	(24,037)	(44,963)	
Loss on Sale of Assets	30,000	30,000	0	5,622	24,378	
ADD - Surplus/(Deficit) 1 July b/f	1,920,900	3,256,200	0	3,256,202	(1,335,302)	
LESS - Surplus/(Deficit) 30 June c/f	36,500	203,100	0	11,057,302	(11,020,802)	
	7,762,400	8,947,900	445,359	(3,360,457)	11,122,857	

CITY OF NEDLANDS
NET CURRENT ASSETS
AS AT 31 MARCH 2012

	2011/12 YTD 31 MARCH 11	2011/12 YTD 29 FEBRUARY 11
Current Assets		
Cash at Bank	1,832,248	2,371,577
Cash Investments	16,177,406	18,501,045
Other Financial Assets	0	0
Debtors - Rates Receivable	869,351	1,330,619
Debtors - Other	407,117	345,894
Prepayments	0	0
Stock	15,474	15,688
	19,301,596	22,564,823
Current Liabilities		
Creditors	1,380,503	2,277,117
Payroll Deductions	0	0
Staff Provisions	1,082,117	1,134,830
Accruals and Provisions - General	0	0
Income in Advance	0	0
Borrowings	250,174	250,174
Other	360,322	360,322
	3,073,116	4,022,443
Net Current Assets	16,228,480	18,542,380
Less: Restricted Reserves	5,421,352	5,397,408
Add: Loan Repayment	250,174	250,174
	11,057,302	13,395,145

CP22.12	Investment Report – March 2012
----------------	---------------------------------------

Committee	8 May 2012
Council	22 May 2012

Applicant	City of Nedlands
Owner	City of Nedlands
Officer	Vanaja Jayaraman – A/Manager Finance
Director	Rajah Senathirajah – A/Director Corporate & Strategy Service
Director Signature	
File ref.	Fin/071-07
Previous Item No's	Nil
Disclosure of Interest	No officer involved in the preparation of this report had any interest which required it to be declared in accordance with the provisions of the <i>Local Government Act (1995)</i> .

Purpose

In accordance with the Council's investment Policy, Administration is required to present a summary of investments to Council on a monthly basis.

Recommendation to Committee

Council receives the Investment Report for the period ended 31 March 2012 (refer to attachment).

Strategic Plan

KFA5: Governance
 5.1 – Manage the City's resources in a sustainable and responsible manner.

This report is in accordance with the Council's Investment Policy and demonstrates the investment of City's surplus cash in a sustainable and responsible manner.

Background

Council's Investment Policy requires a summary of investments to be presented to Council on a monthly basis.

Proposal Detail

Not applicable.

Consultation

Required by legislation: Yes No

Required by City of Nedlands policy: Yes No

Legislation

Not applicable.

Budget/Financial implications

Investment income will be reviewed against progressive budget throughout the year.

Risk Management

The Investment Policy of the City, which is reviewed each year by the Audit and Risk Committee of Council, is structured so as to minimise any risks associated with the City’s cash investments. The officers adhere to this Policy, and continuously monitor market conditions to ensure that the City obtains attractive yields without compromising on risk management.

Discussion

The Investment Summary shows that as at 31 March 2012 the City held the following funds in investments:

Municipal Funds	\$ 11,227,562
Reserve Funds	\$ 4,848,468
Other Restricted Funds	<u>\$ 101,376</u>
Total	<u>\$ 16,177,406</u>

The total interest earned from investments for the first seven months was \$784,343.

Following Council’s decision in March 2012, investments are being redirected to the ‘big four’ banks as individual Term Deposits mature.

The Investment Portfolio comprises holdings in the following institutions:

Financial Institution	Funds Invested	Interest Rate	Proportion of Portfolio
NAB	\$ 4,230,967	5.80% - 5.99%	26.15%
Suncorp	\$ 1,370,008	5.91% - 5.93%	8.47%
St George	\$ 3,487,652	5.65% - 5.85%	21.56%
Westpac	\$ 3,164,792	5.58% - 6.00%	19.56%
CBA	\$ 1,888,001	5.33% - 5.35%	11.67%
BankWest	\$ 2,035,986	5.80% - 5.85%	12.59%
Total	\$ 16,177,406		100.00%

Conclusion

The Investment Report is presented to Council.

Attachments

1. Investment Report for the period ended 31 March 2012

**INVESTMENTS REPORT
FOR THE PERIOD ENDED 31 March 2012**


No.	Particulars	Current Interest Rate	Invest. Date	Maturity Date	Investment Period Days								YTD Accum. Interest	
						NAB	Suncorp	St George	Westpac	AMP	CBA	BANKWEST		Total
						\$	\$	\$	\$	\$	\$		\$	
RESTRICTED FUNDS														
4	Trust - Adelma	5.58%	1-Jan-12	1-Jul-12	182				\$101,375.89				\$101,375.89	\$4,406.23
	TOTAL RESTRICTED FUNDS					\$0.00	\$0.00	\$0.00	\$101,375.89	\$0.00	\$0.00	\$0.00	\$101,375.89	\$4,406.23
RESERVE INVESTMENTS														
10	City Development - Western Zone	5.93%	20-Dec-11	18-Apr-12	120		\$328,637.29						\$328,637.29	\$14,197.42
16	Services General (a)													
	Account Closed on 16/03/12	5.35%	29-Mar-10	On-call	On-call					\$0.00			\$0.00	\$12,508.96
26	North Street Reserve	5.65%	30-Nov-11	30-Apr-12	152			\$1,058,782.20					\$1,058,782.20	\$44,388.78
41	Swanbourne Reserve	5.99%	30-Dec-11	30-Apr-12	122	\$105,060.47							\$105,060.47	\$4,653.56
42	City Building Reserve	5.93%	20-Dec-11	18-Apr-12	120		\$535,541.21						\$535,541.21	\$23,135.87
52	Plant Replacement Reserve	5.85%	6-Jan-12	5-Jul-12	181			\$216,697.14					\$216,697.14	\$9,209.24
53	City Development Reserve	5.85%	6-Jan-12	5-Jul-12	181			\$1,139,922.86					\$1,139,922.86	\$48,444.68
55	Insurance Reserve	5.85%	6-Jan-12	5-Jul-12	181			\$51,010.95					\$51,010.95	\$2,167.88
57	Welfare NCC Reserve	5.99%	28-Dec-11	30-Apr-12	124	\$138,073.92							\$138,073.92	\$6,114.82
58	Waste Management	5.99%	28-Dec-11	30-Apr-12	124	\$138,056.48							\$138,056.48	\$6,114.04
60	Welfare	5.99%	30-Dec-11	30-Apr-12	122	\$249,122.18							\$249,122.18	\$11,034.64
78	Services General (b)	5.35%	19-Mar-12	19-Sep-12	184						\$887,562.91		\$887,562.91	\$35,876.65
	TOTAL RESERVE INVESTMENTS					\$630,313.04	\$864,178.50	\$2,466,413.15	\$0.00	\$0.00	\$887,562.91	\$0.00	\$4,848,467.61	\$217,846.56
MUNICIPAL INVESTMENTS														
44	***Account Closed on 27/09/11***												\$0.00	\$12,713.17
61	Municipal Investment #61 - AMP													
	Account Closed on 16/03/12	5.35%	17-Mar-10	On-Call	On-call					\$0.00			\$0.00	\$693.44
62	***Account Closed on 17/10/11***												\$0.00	\$599.91
65	Municipal Investment #65 - Westpac										\$0.00		\$0.00	
	Account Closed on 22/03/12	5.36%	22-Jan-12	22-Mar-12	60								\$0.00	\$21,596.93
69	***Account Closed on 08/02/12***												\$0.00	\$19,457.22
73	Municipal Investment #73 - Westpac												\$0.00	\$23,218.91
	Account Closed on 26/03/12	5.29%	26-Jan-12	26-Mar-12	60				\$0.00				\$0.00	
76	Municipal Investment #76 - Westpac	5.80%	18-Jan-12	18-May-12	121				\$1,021,463.24				\$1,021,463.24	\$45,136.18
77	***Account Closed on 17/10/11***												\$0.00	\$17,145.20
79	Municipal Investment #79 - Bankwest	5.80%	11-Oct-11	12-Apr-12	184							\$1,027,331.51	\$1,027,331.51	\$39,660.28
80	***Account Closed on 30/01/11***												\$0.00	\$31,339.73
81	Municipal Investment #81 - Westpac	5.85%	30-Oct-11	30-Apr-12	183				\$1,024,521.92				\$1,024,521.92	\$39,612.33
82	***Account Closed on 10/01/12***												\$0.00	\$25,569.86
83	Municipal Investment #83 - NAB	5.83%	9-Nov-11	9-May-12	182	\$1,037,140.99							\$1,037,140.99	\$37,140.99
84	Municipal Investment #84 - ST George	5.70%	16-Nov-11	16-Apr-12	152			\$1,021,238.36					\$1,021,238.36	\$35,958.36
85	***Account Closed on 17/10/11***												\$0.00	\$9,631.69
86	Municipal Investment #86 - Bankwest	5.85%	6-Feb-12	7-May-12	91						\$0.00	\$1,008,654.79	\$1,008,654.79	\$36,115.06
87	***Account Closed on 18/11/11***												\$0.00	\$14,795.62
88	Municipal Investment #88 - NAB	5.64%	14-Feb-12	14-May-12	90	\$503,553.97							\$503,553.97	\$31,737.54
89	Municipal Investment #89 - CBA	5.33%	28-Mar-12	26-Jun-12	90					\$1,000,438.08			\$1,000,438.08	\$32,410.41
90	Municipal Investment #90 - Suncorp	5.91%	19-Jan-12	18-Apr-12	90		\$505,829.04						\$505,829.04	\$20,278.36
91	***Account Closed on 16/12/11***												\$0.00	\$9,578.00
92	Municipal Investment #92 - Westpac	6.00%	15-Dec-11	15-Mar-12	91				\$1,017,431.23				\$1,017,431.23	\$17,431.23
93	Municipal Investment #93 - NAB	5.93%	16-Dec-11	16-May-12	152	\$1,017,221.37							\$1,017,221.37	\$17,221.37
94	Municipal Investment #94 - NAB	5.98%	11-Jan-12	11-May-12	121	\$506,553.42							\$506,553.42	\$6,553.42
95	Municipal Investment #95 - Suncorp													
	Account Closed on 22/03/12	6.05%	23-Dec-11	22-Mar-12	90				\$0.00				\$0.00	\$7,458.90
96	Municipal Investment #96 - NAB													
	Account Closed on 30/03/12	5.10%	31-Jan-12	30-Mar-12	59	\$0.00							\$0.00	\$4,191.79
97	Municipal Investment #97 - NAB	5.80%	31-Jan-12	30-May-12	120	\$536,184.38							\$536,184.38	\$4,844.65
	TOTAL					\$4,230,967.18	\$1,370,007.54	\$3,487,651.51	\$3,164,792.27	\$0.00	\$1,888,000.99	\$2,035,986.30	\$16,177,405.80	\$784,343.35

Current Proportion of Portfolio

26.15% 8.47% 21.56% 19.56% 0.00% 11.67% 12.59%

CP23.12	List of Accounts Paid – March 2012
----------------	---

Committee	8 May 2012
Council	22 May 2012

Applicant	City of Nedlands
Owner	City of Nedlands
Officer	Vanaja Jayaraman – A/Manager Finance
Director	Rajah Senathirajah – A/Director Corporate & Strategy Service
Director Signature	
File ref.	Fin/072-17
Previous Item No's	Nil
Disclosure of Interest	No officer involved in the preparation of this report had any interest which required it to be declared in accordance with the provisions of the <i>Local Government Act (1995)</i> .

Purpose

In accordance with Regulation 13 of the Local Government (Financial Management) Regulations 1996 Administration is required to present the List of Accounts Paid for the month to Council.

Recommendation to Committee

Council receives the List of Accounts Paid for the month of March 2012. (Refer to Attachment)

Strategic Plan

KFA 5: Governance

5.6 - Ensure compliance with statutory requirements and guidelines.

This report will ensure the City meets its statutory requirements.

Background

Regulation 13 of the Local Government (Financial Management) Regulations 1996 requires a list of accounts paid to be prepared each month showing each account paid since the last list was prepared:

- a) the payee's name;
- b) the amount of the payment;
- c) the date of the payment; and
- d) sufficient information to identify the transaction.

The list is to be presented to the Council at the next ordinary meeting of the Council after the list is prepared and recorded in the Minutes of that meeting.

Proposal Detail

Not applicable.

Consultation

Required by legislation: Yes No

Required by City of Nedlands policy: Yes No

Legislation

This report meets the requirements of *Regulation 13 of the Local Government (Financial Management) Regulations 1996*.

Budget/Financial implications

Not applicable.

Risk Management

The Accounts Payable procedures ensure that no fraudulent payments are made by the City, and these procedures are strictly adhered to by the officers. These include the final vetting of approved invoices by the Finance Manager and the Director of Corporate Services (or designated alternative officers).

Discussion

The list of accounts for March 2012 has been prepared in accordance with Regulation 13 of the Local Government (Financial Management) Regulations 1996 and is now presented to Council.

Conclusion

The list of accounts paid for the month of March 2012 complies with the relevant legislation and can be received by Council.

Attachments

1. List of Accounts Paid – March 2012



CITY OF NEDLANDS

All Payments 1/03/2012 to 31/03/2012

Database: LIVE

Page: 1

Chq/Ref	Pavee	Date	Amount	Tran	Description	Amount
NAB - Municipal Account						
CHEQUE						
57282	SYNERGY	08/03/2012	-1,114.48	INV	ELECTRICITY 9/11/11-11/1/12 GROUPED	1,114.48
57283	BROADWAY MARINE CONSTRUCTION	02/03/2012	-11,000.00	INV	RPRS- 20M SECTION RIVER WALL STAGE 1 10%	11,000.00
57284	ALINTA GAS	12/03/2012	-115.55	INV	GAS CHARGES 7/11/11 - 10/2/12 MTC C/CNTR	96.40
				INV	GAS CHARGES 4/11/11-8/2/12 ALLEN PK CHNG RMS	19.15
57285	BALLEM CIVIL	12/03/2012	-44,570.57	INV	JENKINS AVE STORM WATER REPAIR WORKS	44,570.57
57286	CITY OF NEDLANDS PETTY CASH	12/03/2012	-91.60	INV	RECOUP PETTY CASH W/E 9/3/12 WAA	91.60
57287	CONSTRUCTION TRAINING FUND	12/03/2012	-21,871.75	INV	FEB 2012 RECONCILIATION & RETURN	21,871.75
57288	COVS PARTS PTY LTD	12/03/2012	-231.89	INV	1X TITAN GTI PRO C3 20L (ENGINE OIL)	231.89
57289	MR I HAMILTON	12/03/2012	-88.00	INV	REIMBURSE INTERNET 7/1-6/2/12	88.00
57290	HARVEY NORMAN AV/IT SUPERSTORE OSB	12/03/2012	-1,564.00	INV	KELVINATOR 520L 2 DR T/MOUN	968.00
				INV	CHEF ELEC UPRIGHT 540MM EBC5231W	596.00
57291	COUNCILLOR B HASSELL	12/03/2012	-732.08	INV	COUNCILLORS ALLOWANCE MARCH 2012	732.08
57292	HEWLETT-PACKARD AUSTRALIA PTY LTD	12/03/2012	-3,704.67	INV	1/2/12-31/1/13 TRIM WF 140 LIC-HP SUPPORT	874.37
				INV	2/2012 TRIM WCM 140 LICENSES-HP SUPPORT	2,147.20
				INV	FEB 2012 TRIM WCM 140 LICENSES-HP SUPPORT	683.10
57293	COUNCILLOR B G HODSDON	12/03/2012	-732.08	INV	COUNCILLORS ALLOWANCE MARCH 2012	732.08
57294	SINER ENTERPRISES PTY LTD	12/03/2012	-550.00	INV	CATERING 14/2/12 - COUNCIL MEETING	550.00
57295	SYNERGY	12/03/2012	-3,097.00	INV	ELECTRICITY 10/11/11-11/1/12 MTC PLY CNTR	60.55
				INV	ELECTRICITY 11/11/11-10/1/12 MTC CHNG RMS	23.25
				INV	ELECTRICITY 7/12/11-8/2/12 DRABBLE HSE	226.05
				INV	ELECTRICITY 3/12/11-6/2/12 MAISONETTES	26.50
				INV	ELECTRICITY 7/12/11-8/2/12 JC SMITH PAV	779.10
				INV	ELECTRICITY 7/12/11-9/2/12 DALK HALL	264.00
				INV	28/1-27/2/12 AUXILLARY LIGHTING CHARGES	1,334.85
				INV	SUPPLY CHG 8/12/11-9/2/12 REBILL-PT RES RSV	23.40
				INV	ELECTRICITY 7/12/11-9/2/12 COLLEGE PK LIGHTS	24.75
				INV	ELECTRICITY 17/1-15/2/12 FORESHORE 3	334.55
57296	TELSTRA CORPORATION LTD	12/03/2012	-3,972.17	INV	MTC LIB BROADBAND 17/2/12-16/03/12	158.95



CITY OF NEDLANDS

All Payments 1/03/2012 to 31/03/2012

Database: LIVE

Page: 2

<u>Chq/Ref</u>	<u>Pavee</u>	<u>Date</u>	<u>Amount</u>	<u>Tran</u>	<u>Description</u>	<u>Amount</u>
				INV	PHONE CHARGES USE-13/2, SVCE-13/3/12	3,813.22
57297	WATER CORPORATION	12/03/2012	-4,380.65	INV	11/8/11-10/2/12 WATER USE-NED TENNIS CLB	320.65
				INV	11/8/11-10/2/12 WATER USE JC SMITH-RIVERSIDE LIONS	530.10
				INV	6/8/11-10/2/12 WATER USE DALK TENNIS CLB	204.20
				INV	11/8/11-10/2/12 WATER USE NED BRIDGE CLB	251.70
				INV	11/8/11-10/2/12 WATER USE NED PLY CNTR	127.60
				INV	5/8/11-9/2/12 WATER USE-FORESHORE 1	22.40
				INV	5/8/11-9/2/12 WATER USE-AMENITIES BROADWAY	349.95
				INV	11/8/11-10/2/12 WATER USE-GDN VIX ST	53.45
				INV	6/8/11-10/2/12 WATER USE-RSV NARDINA	211.20
				INV	8/8/11-10/2/12 WATER USE-BEATON PK	81.05
				INV	11/2/08-10/2/12 WATER USE-RSV L116 ADELMA RD	6.60
				INV	9/8/11-13/2/12 WATER USE MELVISTA P/SCHL-EDU DPT	77.60
				INV	8/8/11-13/2/12 WATER USE GOLDSMITH RD RSV	279.30
				INV	8/8/11-18/2/12 WATER USE NCC	1,077.55
				INV	17/8/11-21/2/12 WATER USE TRESILLIAN	777.50
				INV	9/2/10 - 10/2/12 WATER USE L61 VICTORIA AVE	9.80
57298	FOLEK D ZAJAC	12/03/2012	-425.00	INV	REMOVAL-BEE HIVE MTC CLAR	145.00
				INV	REMOVE BEE SWARM-FLOREAT	135.00
				INV	REMOVE BEE SWARM-NEDLANDS	145.00
57299	WA EVENTS & PROJECTS	12/03/2012	-500.00	RFND	REFUND BOND SUMMER CONCERT SERIES	500.00
57300	PERTH INTERNATIONAL ARTS FESTIVAL	12/03/2012	-708.00	RFND	REFUND RESERVE AND KEY BOND CHARLES CT R	708.00
57301	J LOBLEY	12/03/2012	-194.00	RFND	HALL & KEY BOND REFUND MCCC	194.00
57302	DOFFIE 30 LOCH ST	12/03/2012	-256.40	RFND	REFUND OF PAYMENT OF INVOICE # 34160 THAT A CREDIT	256.40
57303	AUSTRALIAN SPIRITUAL HEALERS	12/03/2012	-48.00	RFND	REFUND OF DOUBLE PAYMENT MADE ON PREVIOUS INVOICE	48.00
57304	MS S Y LO	12/03/2012	-1,500.00	RFND	16 JOYCE ST - FOOTPATH REFUND	1,500.00
57305	MR L N CORNER	12/03/2012	-1,500.00	RFND	9A KNUTSFORD ST - FOOTPATH REFUND	1,500.00
57306	MR R M BINKS	12/03/2012	-1,500.00	RFND	40 WILLIAMS RD - FOOTPATH REFUND	1,500.00
57307	S E JEANES	12/03/2012	-1,500.00	RFND	10 KATHRYN CRESCENT - FOOTPATH REFUND	1,500.00



CITY OF NEDLANDS

All Payments 1/03/2012 to 31/03/2012

Database: LIVE

Page: 3

Chq/Ref	Pavee	Date	Amount	Tran	Description	Amount
57308	VERGOLA WA	12/03/2012	-1,500.00	RFND	17 LOBELIA ST - FOOTPATH REFUND	1,500.00
57309	INTEGRA BUILDING SERVICES	12/03/2012	-1,500.00	RFND	26 STIRLING HIGHWAY - FOOTPATH REFUND	1,500.00
57310	PETER STANNARD HOMES	12/03/2012	-1,500.00	RFND	24 BIRRAGON LOOP - FOOTPATH REFUND	1,500.00
57311	PHASE 3 LANDSCAPE CONSTRUCTION	12/03/2012	-1,500.00	RFND	6 WHITFELD STREET - FOOTPATH REFUND	1,500.00
57312	S L CHAN	12/03/2012	-1,500.00	RFND	119 CIRCE CIRCLE - FOOTPATH REFUND	1,500.00
57313	MS M LO	12/03/2012	-1,500.00	RFND	27 LEON ROAD - FOOTPATH REFUND	1,500.00
57314	UNIVERSITY ASIAN RESTAURANT S 7 BRO	12/03/2012	-545.00	INV	13/3/12 CATERING-COUNCIL MEETING	545.00
57315	PETER STANNARD HOMES	12/03/2012	-1,200.00	RFND	PARTIAL REFUND BOND RE: 12 LOCH STREET	1,200.00
57316	DR D MCKNIGHT 2 FRANKLIN STREET	12/03/2012	-135.90	INV	TERM 1 2012 COURSE REFUND	135.90
57317	RIYOKO MUROI 50 MERIWA STREET	12/03/2012	-10.00	INV	REFUND - LOST ITEM RETURNED	10.00
57318	MS SAU-PHENG KAN 26 CLARK STREET	12/03/2012	-81.00	INV	TERM 1 2012 COURSE REFUND	81.00
57319	CITY OF NEDLANDS PETTY CASH	16/03/2012	-605.15	INV	RECOUP PETTY CASH W/E 16/3/12 NCC	139.15
				INV	RECOUP PETTY CASH 16/3/12 ADMIN	203.35
				INV	RECOUP PETTY CASH W/E 16/3/12 TRESILLIAN	262.65
57320	CITY OF NEDLANDS	16/03/2012	-200.00	INV	PETTY CASH FLOAT-POSITIVE AGEING	200.00
57321	ALINTA GAS	19/03/2012	-167.20	INV	GAS CHARGES 24/11/11-27/2/12 MAISONETTES	79.30
				INV	GAS CHARGES 24/11/11-27/2/12 ADMIN COTTAGE	56.40
				INV	GAS CHARGES 24/11/11-27/2/12 ADMIN	31.50
57322	AUSTRALIA POST - NEDLANDS	19/03/2012	-389.00	INV	PO BOX 9 & L/BAG RENEWAL 1/4/12-31/3/13	389.00
57323	BONEY'S MINI EXCAVATOR HIRE	19/03/2012	-288.75	INV	EXCAVATE SEWER TRENCH-PORTABLE TOILETS	288.75
57324	BRITAX AUTOMOTIVE EQUIPMENT PTY LTD	19/03/2012	-984.50	INV	CNTRL BOARD TO SUIT NIGHTSCAN	984.50
57325	CAR PARKING TECHNOLOGIES LTD	19/03/2012	-6,300.00	INV	SMARTSCOPE SURVEY - KIRWAN STREET	6,300.00
57326	COVS PARTS PTY LTD	19/03/2012	-27.26	INV	3X OIL FILTER PKG 92149006	27.26
57327	ROSS GERRANS	19/03/2012	-1,655.00	INV	NEW TENNIS NETS-VARIOUS LOCATIONS	1,655.00
57328	PACIFIC BRANDS WORKWEAR GROUP PTY LTD	19/03/2012	-600.63	INV	SS CARDIGAN, SHIRT DRESS-K WYATT	93.72
				INV	FRONT COUNTER UNIFORM-J HARRIS	340.00
				INV	RUCHE SLV SHIRT, 3/4 SLV SOFT BLOUSE	166.91



CITY OF NEDLANDS

All Payments 1/03/2012 to 31/03/2012

Database: LIVE

Page: 4

Chq/Ref	Pavee	Date	Amount	Tran	Description	Amount
57329	RAWLINSONS PUBLISHING	19/03/2012	-496.00	INV	CONSTRUCTION COST GUIDE 2012 EDITION 2X	496.00
57330	SPEARWOOD DRAINAGE CO	19/03/2012	-9,207.00	INV	DRAINAGE WORKS-KINNINMONT	6,050.00
				INV	DRAINAGE WORKS BROOME ST	3,157.00
57331	SYNERGY	19/03/2012	-2,499.95	INV	ELECTRICITY 7/12/11-9/2/12 PRINCESS RD	2,473.85
				INV	ELECTRICITY 28/1-27/2/12 IRRIGATION CNTRL	26.10
57332	WATER CORPORATION	19/03/2012	-5,490.05	INV	6/8/11-10/2/12 WATER USE-AMEN D CRUICKSHANK RSV	834.40
				INV	19/8/11-22/2/12 WATER USE COLLEGE PK FAMILY CNTR	67.25
				INV	19/8/11-1/3/12 WATER USE J LECKIE PAV	449.95
				INV	6/8/11-10/2/12 WATER USE PROCC & DALK BWL CLB	1,956.00
				INV	9/8-22/2/12 WATER USE-GARDEN/CONVENT	222.40
				INV	19/8-21/2/12 WATER USE-VERGE-VINCENT	39.65
				INV	23/2/11-21/2/12 WATER USE	9.45
				INV	17/8/11-21/2/12 WATER USE	331.00
				INV	18/8/11-21/2/12 WATER USE ROSE GDN	150.00
				INV	17/8/11-21/2/12 WATER USE	51.70
				INV	19/8/11-21/2/12 WATER USE	37.95
				INV	19/8/11-21/2/12 WATER USE-GRANBY CRES RSV	1,134.40
				INV	9/8/06-18/2/12 WATER USE-SHIRLEY FYFE PK	5.40
				INV	18/8/11-22/2/12 WATER USE	58.60
				INV	20/8/10-22/2/12 WATER USE	106.60
				INV	17/8/11-22/2/12 WATER USE	18.95
				INV	22/2/11-18/2/12 WATER USE	16.35
57333	MELLINGS BUILDING & MAINTENANCE	19/03/2012	-1,500.00	RFND	33 HAMPDEN ROAD - FOOTPATH REFUND	1,500.00
57334	R & M KRASNOFF	19/03/2012	-399.45	RFND	OVERPAYMENT REFUND	399.45
57335	SYNERGY	21/03/2012	-8,590.18	INV	ELECTRICITY 6/12/11-7/3/12 GROUPED	8,590.18
57336	SYNERGY	23/03/2012	-81,030.80	INV	25/1-24/2/12 STREETLIGHT TARIFF CHARGE	42,483.50
				INV	25/12/11-24/1/12 STREETLIGHT TARIFF CHARGE	38,547.30
57337	CITY OF NEDLANDS PETTY CASH	23/03/2012	-575.60	INV	RECOUP PETTY CASH W/E 23/3/12 NCC	301.55
				INV	RECOUP PETTY CASH W/E 23/3 ADMIN	274.05
57338	CLAUDIA WHITE	23/03/2012	-720.00	INV	TERM 1 2012 TUTOR FEES	720.00
57339	BROADWAY MARINE CONSTRUCTION	29/03/2012	-77,000.00	INV	RIVER WALL RPRS-10% STAGE 2	22,000.00



CITY OF NEDLANDS

All Payments 1/03/2012 to 31/03/2012

Database: LIVE

Page: 5

<u>Chq/Ref</u>	<u>Pavee</u>	<u>Date</u>	<u>Amount</u>	<u>Tran</u>	<u>Description</u>	<u>Amount</u>
				INV	RIVER WALL RPRS-10% STAGE 2	11,000.00
				INV	RIVER WALL RPRS-10% STAGE 2	11,000.00
				INV	RIVER WALL RPRS-10% STAGE 2	11,000.00
				INV	RIVER WALL RPRS 10% STAGE 1	11,000.00
				INV	RIVER WALL RPRS 10% STAGE 1	11,000.00
57340	ALINTA GAS	30/03/2012	-96.65	INV	GAS CHARGES 30/11/11-6/3/12 TRESILLIAN	96.65
57341	APG HOMES	30/03/2012	-1,500.00	fund	1 NIDJALLA LOOP - FOOTPATH REFUND	1,500.00
57342	AUSTRALIAN SUPER - WESTSCHEME DIVIS	30/03/2012	-575.99	INV	WESTSCHEME - 68-12-19-20-68	575.99
57343	BALLEM CIVIL	30/03/2012	-24,054.91	INV	JENKINS AVE STORM WATER RPR WRKS,BULIMBA RPR	24,054.91
57344	CHILD SUPPORT REGISTRAR	30/03/2012	-1,123.44	INV	PAYROLL DEDUCTION	535.11
				INV	PAYROLL DEDUCTION	588.33
57345	CITY OF NEDLANDS	30/03/2012	-200.00	INV	FLOAT FOR MICRO CHIP DAY 1/4/12	200.00
57346	CITY OF NEDLANDS PETTY CASH	30/03/2012	-1,207.70	INV	RECOUP PETTY CASH W/E 30/3/12 N/LIB	257.25
				INV	RECOUP PETTY CASH W/E 23/3/12 ADMIN	214.80
				INV	RECOUP PETTY CASH W/E 30/3/12 MTC LIB	95.95
				INV	RECOUP PETTY CASH W/E 30/3/12 ADMIN	248.75
				INV	RECOUP PETTY CASH W/E 30/3/12 NCC	390.95
57347	CITY OF NEDLANDS SOCIAL CLUB	30/03/2012	-400.00	INV	PAYROLL DEDUCTION	204.00
				INV	PAYROLL DEDUCTION	196.00
57348	HEWLETT-PACKARD AUSTRALIA PTY LTD	30/03/2012	-683.10	INV	MAR 2012 TRIM WCM 140 LICENSES-HP SUPPORT	683.10
57349	DR D LEINSTER-MACKAY	30/03/2012	-100.00	INV	FATHER CHRISTMAS 2011-PROCC	100.00
57350	LOCAL SUPER	30/03/2012	-11,311.60	INV	ADMINISTRATION - ADMINISTRATION - 60-12-99-19-20-6	9,874.20
				INV	LOCAL SUPER (SALARY SACRIFICE) - 69-12-19-20-69	1,437.40
57351	CAROLINE MARINOVICH	30/03/2012	-1,800.00	INV	TERM 1 2012 TUTOR FEES	1,800.00
57352	PETER MICKLESON	30/03/2012	-640.47	INV	ACCOMMODATION-ACCOR HOTEL PERTH	640.47
57353	MLC NOMINEES PTY LIMITED	30/03/2012	-228.46	INV	MLC NOMINEES - 65-12-19-20-65	228.46
57354	MTAA SUPERANNUATION FUND	30/03/2012	-266.26	INV	MTAA SUPERANNUATION FUND - 66-12-19-20-66	266.26
57355	NAPOLEON STREET NEWSAGENCY	30/03/2012	-546.64	INV	FEB 2012 MTC LIBRARY MAGAZINES	136.69



CITY OF NEDLANDS

All Payments 1/03/2012 to 31/03/2012

Database: LIVE

Page: 6

<u>Chq/Ref</u>	<u>Pavee</u>	<u>Date</u>	<u>Amount</u>	<u>Tran</u>	<u>Description</u>	<u>Amount</u>
				INV	FEB 2012 NED LIBRARY MAGAZINES	409.95
57356	FAUSTO PANIZZOLO	30/03/2012	-1,440.00	INV	TERM 1 2012 TUTOR FEE	1,440.00
57357	PBTL-LIFETIME SUPERANNUATION FUND	30/03/2012	-274.61	INV	PBTL - LIFETIME SUPERANNUATION - 62-12-19-20-62	274.61
57358	RETAIL EMPLOYEES SUPERANNUATION FUN	30/03/2012	-352.38	INV	RETAIL EMPLOYEES SUPERANNUATION -	352.38
57359	SPEARWOOD DRAINAGE CO	30/03/2012	-41,602.00	INV	DRAINAGE WORKS-FLOREAT	21,670.00
				INV	DRAINAGE WORKS-KARELLA	7,656.00
				INV	DRAINAGE WORKS-KINGSTON & CAMPSIE	6,138.00
				INV	DRAINAGE WORKS-LANGHAM	6,138.00
57360	SUNSUPER SUPERANNUATION FUND	30/03/2012	-228.46	INV	SUNSUPER SUPERANNUATION	228.46
57361	SYNERGY	30/03/2012	-10,764.85	INV	ELECTRICITY 31/12/11-7/3/12 ROGERSON GDNS	114.75
				INV	ELECTRICITY 31/12/11-7/3/12 LAWLER PK TENNIS	101.75
				INV	ELECTRICITY 31/12/11-7/3/12 MOSSVALE RSV	43.70
				INV	ELECTRICITY 13/1-16/3/12 HAMILTON PK	429.95
				INV	ELECTRICITY 12/1-16/3/12 LESLEY GRAHAM RSV	290.50
				INV	ELECTRICITY 12/1-14/3/12 SWANB BCH RSV	611.05
				INV	ELECTRICITY 13/1-16/3/12 MTC PONDS/PUMPS	6,969.95
				INV	ELECTRICITY 12/1-16/3/12 CALADENIA GDNS	72.35
				INV	ELECTRICITY 11/1-15/3/12 STUBBS TCE	56.05
				INV	ELECTRICITY 12/1-16/3/12 BAINES PK	79.85
				INV	ELECTRICITY 12/1-16/3/12 ST PETERS SQ BORE	376.50
				INV	ELECTRICITY 12/1-16/3/12 JONES PK	60.55
				INV	ELECTRICITY 12/1-16/3/12 HARRIS PK	734.00
				INV	ELECTRICITY 13/1-16/3/12 MTC OVAL	444.95
				INV	ELECTRICITY 12/1-16/3/12 HARRIS PK LIGHTS	71.30
				INV	ELECTRICITY 13/1-16/3/12 NEW CRT GRN	170.35
				INV	ELECTRICITY 12/1-15/3/12	137.30
57362	TELSTRA CORPORATION LTD	30/03/2012	-4,148.06	INV	1/2-1/3/2012 DESKTOP SMS CHGS-RANGERS	0.26
				INV	PHONE CHARGES-13/3, SVCE TO 13/4/12	4,147.80
57363	TREE PLANTING & WATERING	30/03/2012	-891.00	INV	4 & 18/2/12 HIRE WATER TRUCK	891.00
57364	UNISUPER LIMITED	30/03/2012	-395.16	INV	UNISUPER FUND	395.16
57365	WALGS PLAN	30/03/2012	-95,217.07	INV	SUPERANNUATION - PAYROLL DEDUCTIONS	41,104.52



CITY OF NEDLANDS

All Payments 1/03/2012 to 31/03/2012

Database: LIVE

Page: 7

Chq/Ref	Pavee	Date	Amount	Tran	Description	Amount
				INV	SUPERANNUATION - PAYROLL DEDUCTIONS	53,485.05
				INV	SUPERANNUATION - PAYROLL DEDUCTIONS	528.58
				INV	SUPERANNUATION - PAYROLL DEDUCTIONS	98.92
57366	WATER CORPORATION	30/03/2012	-167.25	INV	22/8/11-1/3/12 WATER USE NED LIB	167.25
57367	MR A ALSHAER	30/03/2012	-194.00	RFND	REFUND HALL & KEY BOND TUART & HAKEA RMS	194.00
57368	CICIRELLO HOMES PTY LTD	30/03/2012	-1,500.00	RFND	9 PORTLAND STREET - FOOTPATH REFUND	1,500.00
57369	N M KEEVIL	30/03/2012	-1,500.00	RFND	54 DOONAN ROAD - FOOTPATH REFUND	1,500.00
57370	SONPSILO CIRCUS 13 GROSVENOR ROAD	30/03/2012	-550.00	INV	PERFORMANCE-4SURE FESTIVAL	550.00
57371	SIMPLE SOLUTIONS TRAINING & CONSULT	30/03/2012	-380.00	INV	L OAKES & S HORLEY-W/SHOP	380.00
57372	MS A SIOPIA 43 THOMAS STREET	30/03/2012	-151.00	INV	TERM 1 2012 COURSE REFUND	151.00
57373	CATHERINE MEYEROWITZ 15 WATKINS ROA	30/03/2012	-38.00	INV	REFUND PARTIAL REG-ID 3824 TAG 140027	38.00
57374	MR G CONNOLLY	30/03/2012	-1,500.00	RFND	44 MERIWA STREET - FOOTPATH REFUND	1,500.00
57375	DARRYL CADDY HOMES	30/03/2012	-1,500.00	RFND	U12/49 BROOME STREET - FOOTPATH REFUND	1,500.00
57376	P J BRITAIN	30/03/2012	-1,500.00	RFND	86 BIRKDALE STREET - FOOTPATH REFUND	1,500.00
57377	A METCALF	30/03/2012	-178.00	RFND	REFUND HALL AND KEY BOND DALKEITH HALL	178.00
57378	ZOLTAN KALOTES INVESTORS CLUB 2010	30/03/2012	-4.00	RFND	REPAYMENT FOR RENT - INVOICE NO. 35749	4.00
57379	RBD BUILDING AND MAITENANCE	30/03/2012	-1,500.00	RFND	57 CLIFTON STREET - FOOTPATH REFUND	1,500.00
57380	RBD BUILDING AND MAITENANCE	30/03/2012	-1,500.00	RFND	97 MERIWA STREET - FOOTPATH REFUND	1,500.00
57381	R B D BULDING & MAINTENANCE	30/03/2012	-1,500.00	RFND	72 MONASH AVENUE - FOOTPATH REFUND	1,500.00
57382	L WIDENBAR	30/03/2012	-1,500.00	RFND	93 DALKEITH ROAD - FOOTPATH REFUND	1,500.00
57383	SAPMEA 12/202 GLEN OSMOND ROAD	30/03/2012	-1,930.00	INV	P PANAYOTOU, V ANTCLIFF-ACSA CONF 2012	1,930.00
57384	HELEN VAN HOOFT 5 FLOWER ROW	30/03/2012	-171.60	INV	REIMBURSE VOLUNTEER EXPENSES	171.60
57385	YVONNE GENEVE PO BOX 366	30/03/2012	-1,000.00	INV	2011/2012 COMMUNITY GRANT	1,000.00
Total CHEQUE			-\$533,958.97			

EFT

PY99-19	NAB - MUNICIPAL ACCOUNT	13/03/2012	-98,806.92
---------	-------------------------	------------	------------



CITY OF NEDLANDS

All Payments 1/03/2012 to 31/03/2012

Database: LIVE

Page: 8

<u>Chq/Ref</u>	<u>Payee</u>	<u>Date</u>	<u>Amount</u>	<u>Tran</u>	<u>Description</u>	<u>Amount</u>
PY01-19	NAB - MUNICIPAL ACCOUNT	13/03/2012	-246,263.78			
PY01-20	NAB - MUNICIPAL ACCOUNT	27/03/2012	-260,887.41			
529	EFT TRANSFER: - 13/03/2012	12/03/2012	-813,557.51			
				529.100	Advantech Mobile Auto Electrics	
				INV	CHECKED NIGHTSCAN LIGHTING TWR WIRING	264.00
				529.10024	Lawn Doctor	
				INV	LAWNMOWING JAN 2012	4,199.93
				529.10141	Signature Security Group Pty Ltd	
				INV	2X GUARD RESPONSE ADHOC 26/9/11-DEPOT	187.00
				INV	GUARD RESPONSE ADHOC 16/9/11-DEPOT	93.50
				529.10405	White Eagle Commercial Cleaning	
				INV	FEB 2012 CLEANING - N/LIB	1,882.10
				529.10516	Giant Autos (1997) Pty Ltd	
				INV	2X FILTER ASSY-OIL, 1X ELEMENT-AIR D40 YD25TI	87.91
				529.10787	DOWNER EDI WORKS PTY LTD	
				INV	KERBING WORKS-VARIOUS LOCATIONS	3,095.95
				529.10859	CSP Industries Pty Ltd	
				INV	OIL & FUEL CAPS FOR STIHL 660 CHAINSAW	25.90
				INV	2X BG 86 C-E LEAF BLOWER INCL 2X TRADE-INS	705.00
				529.11293	KELYN TRAINING SERVICES	
				INV	BASIC WK/SITE TRAFFIC MNGMNT COURSE D SHARPLES	190.00
				529.115	AJ Auto & Marine Upholstery	
				INV	RPR FOAM SEAT PAD-FORD RANGER 176	217.80
				529.11528	University of WA Financial Services	
				INV	6X3 MARQUEE EXHIBITION SPACE-PERTH SUN FEST 2012	560.00
				529.11559	Icon Septech Pty Ltd	
				INV	3X PIT LINER 1200DX600MM,18X STEP IRON-PLASTIC	447.48
				INV	401W1012 1050DIAX1200MM SPIN CPO PIT LINER 5X	2,087.20
				INV	DRAINAGE MATERIALS	14,876.85
				529.11634	Councillor N Horley	
				INV	COUNCILLORS ALLOWANCE MARCH 2012	732.08
				529.11804	West Australian Local Government Assoc	
				INV	AD 28/1/12 POST-SUMMER CONCERTS	1,753.13
				INV	EFFECTIVE LETTER & REPORT WRITING	13,035.00
				INV	AD 31/1/12 WSW-SUMMER CONCERTS	173.81
				INV	AD-14/1 POST, 10/1 WSW AUTHOR VISIT J BANYARD	815.14
				INV	AD 19/11/11 POST ENGAGING THE AGEING EXPO	65.93



CITY OF NEDLANDS

All Payments 1/03/2012 to 31/03/2012

Database: LIVE

Page: 9

<u>Chq/Ref</u>	<u>Pavee</u>	<u>Date</u>	<u>Amount</u>	<u>Tran</u>	<u>Description</u>	<u>Amount</u>
			529.11822		SEEK LIMITED	
				INV	PREMIUM AD-DIR SUST INFRASTRUCTURE	550.00
				INV	JOB AD LOADING-DIR SUST INFRASTRUCTURE	46.20
			529.12026		Bolinda Publishing Pty Ltd	
				INV	LOCAL STOCK RESOURCES MTC LIB	167.28
				INV	LOCAL STOCK RESOURCES MTC LIB FEB 12	292.21
			529.12067		Michelle Kelly	
				INV	TERM 1 2012 TUTOR FEES	60.00
			529.12079		COMPLETE PEST MANAGEMENT SERVICES	
				INV	ANNUAL PEST/TERMITE INSPECTION-VARIOUS BLDGS	5,444.50
				INV	PRE-DEMOLITION RAT BAIT-15 ALEXANDER RD	140.00
			529.12090		Action Glass Pty Ltd	
				INV	SUP/INSTALL SHWR SCRIN,MIRROR,SEC SCRIN	1,465.00
				INV	RPR/RPLC BROKEN GLASS-4 STEEL FRAME WINDOWS	1,188.00
				INV	RPLCD BROKEN GLASS DR PANEL-ALLEN PK	322.08
			529.12118		Councillor I Argyle	
				INV	COUNCILLORS ALLOWANCE MARCH 2012	732.08
			529.12232		Dymocks Claremont	
				INV	LOCAL STOCK RESOURCES FEB 12 N/LIB	194.96
				INV	LOCAL STOCK RESOURCES-FEB 12 MTC LIB	102.31
			529.12278		Classic Tree Services	
				INV	STREET TREE PRUNING SECTOR 2	1,445.40
				INV	STREET TREE PRUNING SECTOR 2	3,289.00
				INV	STREET TREE PRUNING SECTOR 2	1,463.00
				INV	STREET TREE PRUNING SECTOR 2	2,948.00
				INV	STREET TREE PRUNING SECTOR 2	1,325.50
				INV	STREET TREE PRUNING SECTOR 2	1,177.00
			529.12308		Carabooda Roll On Instant lawn	
				INV	500SQM KIKUYU STOLONS SUP/INSTAL-HIGHVIEW	1,265.00
			529.12317		TECHSAND PTY LTD	
				INV	MIN CHRG F/PATH RPR-99 HARDY RD	660.00
			529.12362		VEHEQUIP	
				INV	NOKIA C2-01 S/N 358650040528432	143.00
				INV	NOKIA C3 MOBILE PHONE-J BRAY	275.00
			529.12497		Steamwand International Pty Ltd	
				INV	NON CHEMICAL WEED CNTRL HWD WARD	6,267.80
				INV	NON CHEMICAL WEED CNTRL MELVISTA WARD	4,706.90
			529.12532		TOTAL EDEN PTY LTD	



CITY OF NEDLANDS

All Payments 1/03/2012 to 31/03/2012

Database: LIVE

Page: 10

<u>Chq/Ref</u>	<u>Pavee</u>	<u>Date</u>	<u>Amount</u>	<u>Tran</u>	<u>Description</u>	<u>Amount</u>
				INV	IRRIGATION FITTINGS-ALLEN PK	802.59
			529.12544		Councillor T P James	
				INV	COUNCILLORS ALLOWANCE MARCH 2012	732.08
			529.12546		Greenway Enterprises	
				INV	4RL TRAILBLAZER TRIMMER LINE 2.7MM 350M	419.76
				INV	20X TANAKA ALLOY BRUSHCUTTER HEAD 4 SLOT	280.06
			529.12628		DIAMOND HIRE	
				INV	MISC CHGS-GENSET-MASONS GDNS	385.00
				INV	HIRE 20 KVA GENSET-SUMMER CONCERTS 2012	385.00
			529.12677		Wilson Security	
				INV	JAN 2012 MOBILE PATROLS-11 SAYER ST	117.66
			529.12735		COMFORT KEEPERS	
				INV	SVCE FOR HACC CLIENTS FEB 2012	1,240.39
				INV	SVCE FOR HACC CLIENTS FEB 2012	461.25
				INV	SVCE FOR HACC CLIENTS FEB 2012	1,403.58
			529.12760		DCW ENTERPRISES PTY LTD	
				INV	FLAG GATE 3.5M - DC CRUICKSHANK	242.00
			529.12769		SAFETY ZONE AUSTRALIA PTY LTD	
				INV	OLIVER SLIP ON BOOT,SAFETY SHOES (BATA MENDEL)	198.00
			529.12803		Centre Ford	
				INV	SERVICE 1CZH153	151.80
			529.12835		Information Enterprises Australia Pty Ltd	
				INV	CUSTOMISED TRIM TRAINING 10/2/12	1,980.00
			529.12847		LANIER (AUSTRALIA) PTY LTD	
				INV	COPIER/PRINTER LEASES TO 31/1/12	7,615.21
			529.12881		Mrs D Swain	
				INV	REIMBURSE-SOFA, CHAIRS & KITCHEN SUPPLIES-LIB	1,113.05
			529.12885		Raeco/CEI Pty Ltd	
				INV	5RL BOOK TAPE, 20PK BOOKGUARD	493.30
			529.12928		Biodiversafety Pty Ltd	
				INV	WEED CONTROL WORKS-SHENTON BUSHLAND	5,515.18
				INV	WEED CNTRL WORKS-ALLEN PK	6,490.40
				INV	WEED CNTRL WORKS-HWD RSV	5,753.00
				INV	WEED CNTRL WORKS-SHENTON BUSHLAND	5,120.50
				INV	WEED CNTRL WORKS-HWD RSV	5,176.60
				INV	WEED CNTRL WORKS-SHENTON BUSHLAND	4,491.08
			529.12941		ISIS CAPITAL LIMITED	
				INV	1/3-31/5/2012 SERVER & SFT/WARE RENTAL	9,811.73



CITY OF NEDLANDS

All Payments 1/03/2012 to 31/03/2012

Database: LIVE

Page: 11

<u>Chq/Ref</u>	<u>Pavee</u>	<u>Date</u>	<u>Amount</u>	<u>Tran</u>	<u>Description</u>	<u>Amount</u>
				529.12981	COUNTRY KITCHEN CATERING	
				INV	CATERING-COUNCIL BUS TOUR 11/2/12	240.00
				INV	CATERING-CEO PERFORMANCE REVIEW COMMITTEE	80.00
				529.12982	Bandit Sales & Service	
				INV	KNIFE BLADE SET AND 2X SETS OF HARDWARE	614.72
				529.12985	Mr R M Hipkins	
				INV	MAYORAL ALLOWANCE MARCH 2012	4,725.00
				529.13031	ECHELON AUSTRALIA PTY LTD	
				INV	FACILITATION-30/11/11 PRELIM RISK ASSESSMENTS	1,179.75
				529.13152	COMPLETE HIRE & SALES PTY LTD	
				INV	4 DAYS HIRE PUBLIC TOILETS-4SHORE FEST	680.65
				529.13220	Lightning Towing	
				INV	CALLOUT FEE - NO VEHICLE AT 76 KIRWAN	71.50
				INV	TOW HYUNDAI 9EJ931	112.75
				INV	TOW YAMAHA VIRAGO 1DK103	88.00
				529.13278	LANDFILL GAS AND POWER PTY LTD	
				INV	ELECTRICITY 1/1-1/2/12 ADMIN	4,368.11
				529.13289	Graffiti Systems Australia	
				INV	JAN 2012 GRAFFITI REMOVAL	2,606.78
				529.13305	Councillor K E Collins	
				INV	COUNCILLORS ALLOWANCE MARCH 2012	1,584.16
				529.13306	Mr R M Binks	
				INV	COUNCILLORS ALLOWANCE MARCH 2012	732.08
				529.13307	M L Somerville-Brown	
				INV	COUNCILLORS ALLOWANCE MARCH 2012	732.08
				529.13342	Shawmac Pty Ltd	
				INV	DESIGN ON PSP STUBBS TCE CLAIM #2	12,364.00
				INV	RIVERVIEW CRT-RD & LIGHTING DESIGN	5,522.00
				529.13349	Commercial Pest Control	
				INV	3X DEL/SET UP POSSUM TRAPS-ADMIN, 1X TRAP	500.00
				529.13369	DATA#3 LIMITED	
				INV	11/12 SYMANTEC MULTI TIER & BRIGHTMAIL LIC	6,428.73
				INV	BASIC SUPPORT/SUBSCRIPTION-VMWARE Vi	689.65
				INV	10X LTX800G LTO4 DATE CART 800GB	352.00
				INV	DISASTER RECOVERY STAGE 1-EQUIPMENT	54,453.43
				INV	3/3/12-2/3/13 CISCO MAINT CONTRACT-86913	7,369.31
				INV	2X PWR CORD 15A 230V C19 AUST PLUG	212.67
				529.13374	IRIS CONSULTING GROUP PTY LTD	
				INV	2X KEYWORD CLASSIFICATION CRSE	440.00



CITY OF NEDLANDS

All Payments 1/03/2012 to 31/03/2012

Database: LIVE

Page: 12

<u>Chq/Ref</u>	<u>Pavee</u>	<u>Date</u>	<u>Amount</u>	<u>Tran</u>	<u>Description</u>	<u>Amount</u>
				INV	2X DIGITISATION COURSE 16/3/12	980.00
				529.13381	Carrington's Traffic Services	
				INV	TRAFFIC CONTROL-ARCHDEACON ST	3,750.38
				INV	TRAFFIC CONTROL-UNDERWOOD AVE	590.98
				INV	TRAFFIC CONTROL UNDERWOOD AVE	423.23
				INV	TRAFFIC CONTROL-ARCHDEACON ST	729.31
				INV	TRAFFIC CONTROL-ARCHDEACON ST	3,029.05
				INV	TRAFFIC CONTROL ALDERBURY/GROVEDALE	2,938.01
				INV	TRAFFIC CONTROL-ARCHDEACON ST	2,167.18
				INV	TRAFFIC CONTROL-UNDERWOOD AVE	2,464.00
				INV	TRAFFIC CONTROL-ARCHDEACON ST	4,485.18
				INV	TRAFFIC CONTROL-SMYTH RD	914.38
				INV	TRAFFIC CONTROL ARCHDEACON ST	4,395.37
				INV	TRAFFIC CONTROL JENKINS/BULIMBA	3,519.37
				529.13412	QUICK CORPORATE AUSTRALIA	
				INV	WHITEBOARD MOB PIVOT 1200X900-TRESILLIAN	322.66
				INV	STATIONERY - NCC	296.32
				INV	30RM PAPER A4 CANE FIELDS 80 GSM WHT	131.67
				INV	STATIONERY/KITCHEN SUPPLIES	144.23
				INV	30RM PAPER A4 CANE FIELDS 80 GSM WHT	131.67
				INV	30RM PAPER A4 CANE FIELDS 80 GSM WHT	131.67
				INV	30RM PAPER A4 CANE FIELDS 80 GSM WHT	131.67
				INV	30RM PAPER A4 CANE FIELDS 80 GSM WHT	131.67
				INV	5X BINDER INSERT A4 2D 50MM EARTH WHITE	21.67
				INV	5X TAPE CLOTH 50MM X 25M RED	75.52
				INV	CHAIRMAT 114X1340 KEYHOLE	107.98
				INV	LATERAL FILE 46515 L/A S/WT FC	39.75
				INV	30RM PAPER A4 CANE FIELDS 80 GSM WHT	131.67
				INV	3PK SCHWEPPE LEM/LIME 300ML	18.12
				INV	5X DIARY NORWICH A4 D/PG BLACK	49.19
				INV	STATIONERY/KITCHEN SUPPLIES	439.39
				529.13416	Mrs J Day	
				INV	REIMBURSE MOBILE FEB 2012	100.00
				529.13451	Biowise	
				INV	MT COARSE COMPOST	1,683.00
				529.13468	TREK TEL PTY LTD	
				INV	RPLCD CURLEY CORD-EXTN 27 NCC	191.95
				529.13480	DU Electrical Pty Ltd	
				INV	ELECT MAINT - PUMP DOT BENNETT PK	154.00
				529.13547	KALAMUNDA FENCING & GATEMAKERS	



CITY OF NEDLANDS

All Payments 1/03/2012 to 31/03/2012

Database: LIVE

Page: 13

<u>Chq/Ref</u>	<u>Pavee</u>	<u>Date</u>	<u>Amount</u>	<u>Tran</u>	<u>Description</u>	<u>Amount</u>
				INV	WORKS-CHAIN-WIRE FENCE-HIGHVIEW PK	990.00
				INV	WORKS-CHAIN-WIRE GATES/FENCE-CARRINGTON PK	1,491.60
				529.13568	Digital Mapping Solutions	
				INV	GIS CONSULTING SVCES 10 DAYS	14,960.00
				529.13581	Captain Stirling IGA Supermarket	
				INV	CATERING SUPPLIES-LIB STAFF ROOMS	149.05
				INV	CATERING SUPPLIES-DEV SVCES	211.50
				INV	CATERING SUPPLIES-CRS & STAFF SOCIAL MEETING	87.93
				INV	CATERING-INTEGRATED STRATEGIC PLAN W/SHP	62.00
				529.13652	Sustainable Outdoors	
				INV	GREENWAYS MAINTENANCE-WATERING	987.25
				529.13672	Creative Communities International	
				INV	2 DAY W/SHOP- PLACE MAKING 4X MAY 2012	1,673.76
				529.13738	CJS Limestone Contractors Pty Ltd	
				INV	REMOVE LIMESTONE BLOCK-FINISH ENTRANCE	550.00
				529.13772	Ms D E Blake	
				INV	REIMBURSE INTERNET 19/1-18/2/12	69.95
				529.13803	Snap Printing Northbridge	
				INV	300X DL INVITES (CLEAN UP AUST)	146.00
				INV	1700X BOOKLETS A5 24PP PRINTED COL	3,395.00
				529.13818	Civic Legal	
				INV	CONTRACT OF EMPLOYMENT-CEO	10,168.13
				529.13824	ALS Library Services Pty Ltd	
				INV	LOCAL STOCK RESOURCES N/LIB FEB 12	110.36
				529.13840	Hans M J Andresen	
				INV	CHERRY PICKER HIRE-HAMPDEN RD BANNER RPR	165.00
				529.13842	Tree Amigos Tree Surgeons Pty Ltd	
				INV	ARBORICULTURAL SVCES-25 BROCKMAN&4 JUBEA	897.49
				INV	ARBORICULTURAL SVCES-ROSE GDNS	1,024.32
				529.13845	Councillor K E Walker	
				INV	COUNCILLORS ALLOWANCE MARCH 2012	732.08
				529.13846	Councillor N W Shaw	
				INV	COUNCILLORS ALLOWANCE MARCH 2012	732.08
				529.13854	Gavin Construction	
				INV	JOHN LECKIE PAV REFURBISHMENT- 5	166,516.97
				529.13856	Councillor J Porter	
				INV	COUNCILLORS ALLOWANCE MARCH 2012	732.08
				529.13857	Councillor L McManus	
				INV	COUNCILLORS ALLOWANCE MARCH 2012	732.08



CITY OF NEDLANDS

All Payments 1/03/2012 to 31/03/2012

Database: LIVE

Page: 14

<u>Chq/Ref</u>	<u>Payee</u>	<u>Date</u>	<u>Amount</u>	<u>Tran</u>	<u>Description</u>	<u>Amount</u>
				529.13858	La Mousse Cafe & Patisserie	
				INV	CATERING-DC CRUICKSHANK MSTR PLAN	980.00
				INV	CATERING-AMLIB USER GRP MEETING 2/2/12	200.00
				529.13861	ADT Security	
				INV	ALARM RESPONSE 5/12/11-DEPOT	93.50
				529.13862	Prepress Skills Centre Pty Ltd	
				INV	S FLOATE-ADOBE INDESIGN 3 DAY COURSE	945.00
				529.13870	Blooming Minds WA Pty Ltd	
				INV	V ANTCLIFF-MENTAL HLTH 1ST AID CRSE	295.00
				INV	P PANAYOTOU-MENTAL HLTH 1ST AID CRSE	295.00
				INV	D SWAIN-MENTAL HLTH 1ST AID CRSE	295.00
				529.13883	Oliver's Lawn & Landscaping Pty Ltd	
				INV	IRRIGATION MAINTENANCE SVCES JAN 2012	2,464.00
				INV	IRRIGATION MAINTENANCE SVCES FEB 2012	3,234.00
				INV	IRRIGATION MAINTENANCE FEB 2012	5,852.00
				INV	JAN 2012 IRRIGATION MAINT SVCES	3,542.00
				529.13898	Rossana Perino	
				INV	ON-SITE INTERPRETING 19/1/12	363.85
				529.13905	Marketforce Express Pty Ltd	
				INV	ADSHHELL-BUS SHELTER-ADVERTISING	715.00
				529.13910	All Acrylic Shapes	
				INV	1X 4.5MM CLEAR ACRYLIC 1646X740MM	147.17
				529.13926	Vikki Antcliff	
				INV	REIMBURSE-STAFF FAREWELL GIFT-CNLC CONTR	80.00
				529.2075	Landgate	
				INV	TITLE SEARCHES JAN 2012	503.00
				529.3475	J Blackwood & Son Ltd	
				INV	1X SET VICE PIN CHUCK TYPE ECLIPSE 120	40.21
				529.370	ARRB Group Ltd	
				INV	MNG ROAD PAVEMENT ASSETS-12-13/3/12-4780	1,358.50
				529.4150	LO-GO Appointments	
				INV	W/E 4/2/12 O REECE CASUAL STAFF	1,383.80
				INV	W/E 4/2/12 D TRANQUILLE CASUAL STAFF	1,383.80
				INV	W/E 11/2/12 W TUHEKE CASUAL STAFF	1,709.40
				INV	W/E 11/2/12 M ROACH CASUAL STAFF	1,955.86
				INV	W/E 4/2/12 G HOSSACK CASUAL STAFF	1,180.30
				INV	W/E 28/1/12 O REECE CASUAL STAFF	1,363.45
				INV	W/E 4/2/12 W TUHEKE CASUAL STAFF	1,383.80
				INV	W/E 21/1/12 O REECE CASUAL STAFF	1,383.80



CITY OF NEDLANDS

All Payments 1/03/2012 to 31/03/2012

Database: LIVE

Page: 15

<u>Chq/Ref</u>	<u>Pavee</u>	<u>Date</u>	<u>Amount</u>	<u>Tran</u>	<u>Description</u>	<u>Amount</u>
			529.4325		Main Roads Western Australia	
				INV	REFUND PROJ 21105211-STATE BLACK SPOT PROG	23,991.00
				INV	REFUND PROJ 21104993-MRRG PROG-UNDERWOOD	183,471.20
			529.4370		Martineaus Patisserie	
				INV	CATERING-COMPLIANCE WORKSHOP	90.40
				INV	CATERING-15/2/12 ACCESSIBLE PLY GRND MEETING	62.00
				INV	CATERING-EVENTS & ARTS PRE-BUDGET DISCUSSION	171.70
				INV	CATERING-STAFF FUNCTION	95.60
			529.4500		McLeods Barristers & Solicitors	
				INV	LEASE-MTC DEPOT 45054-NRMC - 27104	1,383.52
				INV	SONIC HLTHCARE: 13 BEDBROOK PLC-31027	14,512.84
			529.4959		NEDLANDS TYRE SERVICE	
				INV	TYRES-4X DCOIN 255/70R22.5 RLB900	3,048.00
				INV	TYRES - 4X 235/75R15 110S S-ATR WL	1,118.00
			529.4972		Neverfail Springwater Ltd	
				INV	SPRINGWATER 5X 11L BOTTLES-N/LIB FEB 12	52.50
				INV	SPRINGWATER 4X 15L MTC LIB FEB 12	51.60
				INV	SPRINGWATER 9X 11L BOTTLES-N/LIB FEB 12	94.50
			529.5120		Office Line	
				INV	HORIZON WK/STN, MOBILE DRAWER PED,SCREEN	2,061.40
				INV	2X EXPRESS DESK 1500W X 750D CROWN BEECH	479.60
			529.5687		Printsource Design Service	
				INV	24X RECEIPT BOOK - NCC	524.00
			529.741		Boyan Electrical Services	
				INV	ELECTRICAL MAINT-ALLEN PK	199.10
				INV	ELECTRICAL MAINT-FORESHORE 3 BOLLARD	1,014.20
				INV	ELECTRICAL MAINT-MONASH/HAMPDEN	88.00
				INV	ELECTRICAL MAINT-ALLEN PK	1,043.90
				INV	ELECTRICAL MAINT-HARRIS PK	105.60
				INV	CHECKED 240V SYS-RANGERS EMERGENCY TRAILER	88.00
			529.7675		Landgate - GRV	
				INV	GRV'S 21/1-3/2/12 SCHDL G2012/3	800.06
			529.7900		W A LIMESTONE CO	
				INV	98.26 TONNE 19MM LIMESTONE	2,107.68
			529.8010		Corporate Express Australia Ltd	
				INV	1X JASCO 0244250 BOSTON VISTA BATTERY	44.68
				INV	STATIONERY/TRAINING RM SUPPLIES	194.16
				INV	N/LIB TRAINING RM SUPPLIES	51.53



CITY OF NEDLANDS

All Payments 1/03/2012 to 31/03/2012

Database: LIVE

Page: 16

<u>Chq/Ref</u>	<u>Pavee</u>	<u>Date</u>	<u>Amount</u>	<u>Tran</u>	<u>Description</u>	<u>Amount</u>
				529.8110	Wattleup Tractors	
				INV	RPR-WELD UP CRACK IN LOADER FRAME	770.00
				529.8170	Westcare Industries	
				INV	10000X SUMMER CONCERTS-A5 FLYERS 2012	940.50
				529.8242	West Metro Regional Council	
				INV	WASTE DISPOSAL 13/2-17/2/12	18,862.87
				INV	WASTE DISPOSAL 1 - 4/2/12	10,979.65
				INV	WASTE DISPOSAL 6 - 10/2/12	19,999.92
				529.855	Dept of Commerce- Building Commission	
				INV	FEB 2012 RECONCILIATION & RETURN	1,368.00
				529.860	Bunnings Group Limited	
				INV	BUILDING SUPPLIES	449.05
				INV	BUILDING SUPPLIES	13.36
				INV	8X MERANTI DAR 42X19MM 3.0M FSC	63.60
				INV	BUILDING SUPPLIES	25.21
				INV	CLOTHESLINE 4MMX30M, 4X BRASS CUP HOOKS	17.14
				INV	BUILDING SUPPLIES	42.92
				INV	BUILDING SUPPLIES	3.04
				INV	BUILDING SUPPLIES	160.00
				INV	8X DISC CUTTING ROCKET 11/11 115X1X22MM	12.00
				INV	MATERIALS - IRRIGATION	104.38
				INV	BUILDING SUPPLIES	18.24
				INV	BUILDING SUPPLIES	5.00
				INV	BUILDING SUPPLIES	65.76
				INV	BUILDING SUPPLIES	29.89
				INV	BUILDING SUPPLIES	436.64
				INV	MATERIALS - MTC PONDS	89.96
				INV	BUILDING SUPPLIES	36.45
				529.897	Cabcharge Australia Limited	
				INV	9/1 - 5/2/12 CABCHARGE SVCE FEE	6.00
530	EFT TRANSFER: - 19/03/2012	16/03/2012	-1,152,666.42	530.10192	Local Govt Planners Association	
				INV	LGPA B/FAST-DEFINING THE STRUCTURE 3X	165.00
				530.10539	Porter Consulting Engineers	
				INV	DRAINAGE BASINS-LOFTUS & NAPIER STS	4,950.00
				INV	LEFT TURN POCKET -COOPER ST/BROADWAY	9,732.80
				530.10859	CSP Industries Pty Ltd	
				INV	8 KNIFE SHARPEN-DBL SIDE, SMALL KNIFE BOX	184.90
				530.10895	State Library of WA	



CITY OF NEDLANDS

All Payments 1/03/2012 to 31/03/2012

Database: LIVE

Page: 17

<u>Chq/Ref</u>	<u>Pavee</u>	<u>Date</u>	<u>Amount</u>	<u>Tran</u>	<u>Description</u>	<u>Amount</u>
				INV	RECOVERIES OF LOST & DAMAGED BOOKS	40.70
				INV	RECOVERIES OF LOST & DAMAGED BOOKS	45.10
				530.10994	Westside Fire Services	
				INV	FIRE PANEL SVCE JAN 12-NCC	104.50
				530.11284	Australia Post	
				INV	MARCH 2012 BULK POSTAGE	1,617.65
				530.11293	KELYN TRAINING SERVICES	
				INV	K BINDING-BASIC W/SITE TRAFFIC MNGMNT	190.00
				530.11353	DICK SMITH ELECTRONICS PTY LTD	
				INV	2X NIKON COOLPIX S2500 BLK + ACCESS	235.88
				530.11559	Icon Septech Pty Ltd	
				INV	3X 1050DIA X 600MM SPUN CPO PIT LINER	819.39
				INV	10X 600DIA 2.44M C12 RRJ CONC PIPE	3,525.61
				INV	48X 405W1200 1200DIA 150MM PIT BASE 150HOL	4,825.92
				INV	6X 600DIA 2.44M CI2 RRJ CONC PIPE	2,115.37
				530.11657	IFAP	
				INV	1-3/3/12 N JOHNSTON FORK LIFT TRAINING	490.00
				530.11732	Local Govt Managers Australia	
				INV	2011 LGMA INTEGRATED PLANNING-C ELDRIDGE	660.00
				530.11781	Dept of Premier & Cabinet	
				INV	GOVT GAZETTE ADVERTISING 14/2/12 NO. 20	228.80
				530.11822	SEEK LIMITED	
				INV	SEEK LOC GOVT 10 PK BUNDLE	1,848.00
				530.12079	COMPLETE PEST MANAGEMENT SERVICES	
				INV	1/4LY PEST INSPECTION-COLLEGE PK FAMILY CNTR	181.50
				INV	1/4LY PEST INSPECTION-HACKETT PLY CNTR	181.50
				INV	MONTHLY PEST INSPECTION-NCC	181.50
				INV	1/4LY PEST INSPECTION-PROCC	181.50
				530.12232	Dymocks Claremont	
				INV	LOCAL STOCK RESOURCES FEB 12 N/LIB	26.36
				530.12278	Classic Tree Services	
				INV	STREET TREE PRUNING SECTOR 4	1,482.80
				INV	STREET TREE PRUNING SECTOR 4	2,588.30
				INV	STREET TREE PRUNING SECTOR 4	2,077.90
				530.12284	Pusey's Puffs	
				INV	CATERING-NCC	66.00
				530.12358	SORENSEN SHORT & ASSOC	
				INV	FEATURE SURVEY & DRAWINGS-BEATON PK	2,090.00
				INV	3 SITE CONTOUR SURVEYS	3,685.00



CITY OF NEDLANDS

All Payments 1/03/2012 to 31/03/2012

Database: LIVE

Page: 18

<u>Chq/Ref</u>	<u>Pavee</u>	<u>Date</u>	<u>Amount</u>	<u>Tran</u>	<u>Description</u>	<u>Amount</u>
				530.12362	VEHEQUIP	
				INV	SUP/FIT REVERSING CAMERA	550.00
				INV	SUP/FIT CRADLE,ANTENNA,BRACKET,CHRG LEAD	198.00
				530.12427	ROD HAWKER	
				INV	REIMBURSE VOLUNTEER EXPENSES	77.05
				530.12456	WA PROFILING	
				INV	HIRE W500 PROFILER & BOBCAT BROOM-ARCHDEACON	1,504.80
				INV	HIRE W2000 950 L/M-ARCHDEACON ST	12,435.50
				INV	HIRE W500 PROFILER & BOBCAT BROOM, W2000 40.5	2,140.96
				INV	HIRE W2000 768 L/M-ARCHDEACON ST	10,053.12
				INV	ROAD PROFILING ARCHDEACON ST	9,413.25
				530.12507	Carpet Force (Commercial) Pty Ltd	
				INV	SUP/INSTALL 29M ALTROFLOR TUNDRA-PROCC	3,080.00
				530.12622	Charles Service Company	
				INV	JAN 2012 CLEANING SERVICES	10,765.92
				INV	JAN 2012 CLEANING-TRESILLIAN	1,443.79
				530.12677	Wilson Security	
				INV	JAN 2012 MOBILE SEC PATROLS-J LECKIE PAV	228.83
				530.12762	Besam Australia Pty Ltd	
				INV	6 MNTH PREVENT MAINT SVCE-AUTO DR-ADMIN	107.80
				530.12769	SAFETY ZONE AUSTRALIA PTY LTD	
				INV	3X WORK IT UTILITY TROUSERS NAVY 107R	108.90
				530.12829	UHY HAINES NORTON	
				INV	11/12 LOC GOVT RATES COMPARISON REPORT	198.00
				530.12833	MACRI PARTNERS	
				INV	AUDIT-ROADS TO RECOVERY YR END 30/6/11	1,100.00
				530.12960	Atlantic Therapy Services	
				INV	CASUAL STAFF - S CORNELL 24/2/12-DRC	182.72
				530.12987	WREN OIL	
				INV	1X 205L FILTER DRUM - DISPOSAL	99.00
				530.13005	Supaturf W.A.	
				INV	7X STADIA 10L BLK-LINE MARKER PAINT	993.30
				530.13010	Quick Colourprint	
				INV	5X NAME BADGES	89.75
				INV	NAME BADGE, 500X BUSINESS CARDS	116.95
				530.13016	OPUS INTERNATIONAL CONSULT (PCA) LT	
				INV	ROMAN II BUREAU SVCES 21/1-17/2/12	1,028.51
				530.13042	TOTALLY WORKWEAR	



CITY OF NEDLANDS

All Payments 1/03/2012 to 31/03/2012

Database: LIVE

Page: 19

<u>Chq/Ref</u>	<u>Pavee</u>	<u>Date</u>	<u>Amount</u>	<u>Tran</u>	<u>Description</u>	<u>Amount</u>
				INV	SAFETY BOOTS,4X POLO SHIRTS,2X SHORTS	278.70
				530.13095	Rentokil Initial Pty Ltd	
				INV	MAR 12 INDOOR PLANT HIRE & MAINT-CRP/SVCE	198.14
				530.13218	FAST FINISHING SERVICES	
				INV	4XBINDING COUNCIL MINUTES VOL 274-277	230.80
				530.13254	Murphy Painting & Decorating	
				INV	PAINTING-ADMIN BUILDING	1,930.00
				INV	PAINTING-DEPOT TOILET	790.00
				530.13278	LANDFILL GAS AND POWER PTY LTD	
				INV	ELECTRICITY 1/1-1/2/12 DEPOT	1,784.75
				INV	ELECT 1/12/11-1/1/12 MTC C/CNTR & LIB	1,341.67
				INV	ELECTRICITY 1/1-1/2/12 MTC C/CNTR & LIB	1,389.47
				530.13314	Sweepcare Australia	
				INV	JAN 2012 ADDITIONAL SWEEPING	3,126.62
				530.13369	DATA#3 LIMITED	
				INV	2X GE SFP, LC CONNECTOR SX TRANSCEIVER	548.16
				INV	TOSHIBA C665 C2D P7570 4GB RAM 500GB HDD 15.6"	583.00
				INV	IXUS 115HS SILVER CAMERA 12MP 28MM LENS	244.20
				530.13384	Harvey Fresh	
				INV	MILK SUPPLY 28/2/12	66.15
				INV	MILK SUPPLY 21/2/12	66.15
				530.13412	QUICK CORPORATE AUSTRALIA	
				INV	30RM PAPER A4 CANE FIELDS 80 GSM WHT	131.67
				INV	TRANSFER BOX MARBIG A4 BROWN	50.33
				INV	STATIONERY	189.16
				530.13428	Lock Stock & Farrell Locksmith Pty Ltd	
				INV	SUP/INSTALL ROLLER DR LOCK-MAISONETTE U3	183.70
				INV	BRAVA EL6000, EA3000 ENTRANCE SETS	263.00
				530.13511	Healy Constructions Pty Ltd	
				fund	16 CURLEW ROAD - FOOTPATH REFUND	1,500.00
				530.13568	Digital Mapping Solutions	
				INV	INTRAMAPS TRAINING-R HANNAH FEB 2012	1,650.00
				530.13581	Captain Stirling IGA Supermarket	
				INV	CATERING SUPPLIES-CEO PRFRMNC REV COMMITTEE	64.63
				530.13610	Tim Muirhead & Associates Pty Ltd	
				INV	DEC 2011 PRESENTATION TO CRS-POSTPONED	495.00
				530.13652	Sustainable Outdoors	
				INV	GREENWAYS MAINTENANCE-WATERING	536.25



CITY OF NEDLANDS

All Payments 1/03/2012 to 31/03/2012

Database: LIVE

Page: 20

<u>Chq/Ref</u>	<u>Pavee</u>	<u>Date</u>	<u>Amount</u>	<u>Tran</u>	<u>Description</u>	<u>Amount</u>
				530.13713	Kinetic Health Group Pty Ltd	
				INV	PRE-EMPLOYMENT MEDICAL T FOSTER	236.50
				530.13715	VIP Security Industries Pty Ltd	
				INV	SVCE CALL-FORESHORE TOILET DOORS	150.15
				530.13733	Palm Springs-West Coast Spring Water	
				INV	2X 15L WATER BOTTLE SUPPLY-PROCC	13.50
				INV	TAP FOR CERAMIC	11.00
				INV	13/2/12 2X 15L WATER BOTTLE SUPPLY-PROCC	13.50
				530.13759	Tiling WA Pty Ltd	
				INV	TILING WORKS, FIX PLASTER/SCREED FLOOR (EXTRA)	8,008.00
				530.13775	Australia Post - 604909	
				INV	FEB 2012 REPLY PAID LETTERS	14.19
				530.13795	Claremont-Nedlands Lions Club (Inc.)	
				INV	CLEAN UP AUSTRALIA DAY BBQ	300.00
				530.13798	Aloma Berg	
				INV	TERM 1 2012 TUTOR FEES	1,080.00
				530.13824	ALS Library Services Pty Ltd	
				INV	LOCAL STOCK RESOURCES FEB 12 N/LIB	187.26
				INV	LOCAL STOCK RESOURCES FEB 12 MTC/LIB	38.95
				530.13827	DZOLV Products Pty Ltd	
				INV	100 DOGGY DUMPAGE DISPOSAL UNITS	6,292.00
				530.13842	Tree Amigos Tree Surgeons Pty Ltd	
				INV	ARBORICULTURAL SVCES-11 SAYER ST	2,428.36
				INV	ARBORICULTURAL SVCES-PK NEAR BRUCE/MELVISTA	1,736.35
				INV	ARBORICULTURAL SVCES-97 TYRELL ST	779.90
				INV	ARBORICULTURAL SVCES-BEATON PK	1,104.95
				530.13861	ADT Security	
				INV	PATROL RESPONSE 12/12/11 DEPOT FENCE	93.50
				INV	ALARM RESPONSE 17/12/11 DEPOT FENCE	93.50
				INV	FEB 2012 SECURITY-DEPOT FENCE LEASE	928.28
				530.13882	Commercial Cleaning Services (WA) P/L	
				INV	FEB 2012 CLEANING SERVICES	7,227.00
				530.13883	Oliver's Lawn & Landscaping Pty Ltd	
				INV	IRRIGATION MAINTENANCE FEB 2012	6,083.00
				INV	IRRIGATION MAINTENANCE FEB 2012	6,160.00
				530.13887	Shamrock Tyres	
				INV	BORE STAIN REMOVAL-HACKETT PLY CNTR	1,600.00
				INV	BORE STAIN REMOVAL	550.00



CITY OF NEDLANDS

All Payments 1/03/2012 to 31/03/2012

Database: LIVE

Page: 21

<u>Chq/Ref</u>	<u>Pavee</u>	<u>Date</u>	<u>Amount</u>	<u>Tran</u>	<u>Description</u>	<u>Amount</u>
				530.13889	Bradley R Holland	
				INV	2X REDS ROVING AUST WILDLIFE DISPLAYS	660.00
				530.13918	Pirtek Malaga	
				INV	10EA PIRTEK CLASS SPRNG-FLEX 12,16,19MM	260.92
				530.1427	City of Stirling	
				REV	RPLC CHQ 57218-INV 11302	1,383.90
				REV	RPLC CHQ 57242-INV 4 & 6	2,308.60
				530.3200	HYDRO-PLAN PTY LTD	
				INV	IRRIGATION SYSTEM DESIGN DEC 2011	6,542.25
				530.360	Australia Post	
				INV	02/12 COUNTER B/PAY & C/CARD TRANS FEE	647.87
				530.380	Australian Taxation Office	
				INV	Payroll Deduction	45,037.90
				INV	Payroll Deduction	70,039.84
				530.4440	McDowall Affleck Pty Ltd	
				INV	ADAMS RD CUL-DE-SAC-CONSTRUCTION PHASE	616.00
				530.4500	McLeods Barristers & Solicitors	
				INV	TRESILLIAN COMMUNITY CNTR LEASES-2009,99792	300.00
				INV	2 HYNES RD DALK-SHORT STAY ACCOMMODATION 30410	4,029.57
				INV	FRANCO:38 & 40 JUTLAND PDE - 28499	1,056.92
				INV	MELVISTA LODGE-MULITPLE DWELLINGS 28759	835.36
				INV	LEASE - NEDLANDS YACHT CLUB 23999	396.00
				530.5080	OCE AUSTRALIA LTD	
				INV	1PC CW300 XL COMBI 2X YELLOW 350ML	561.11
				INV	1PC CW300 XL COMBI 2X BLK 400ML 1X PRINTHEAD	379.72
				530.5120	Office Line	
				INV	FREE STANDING SCREENS 2390X1000MM	1,790.80
				530.741	Boyan Electrical Services	
				INV	ELECTRICAL MAINTENANCE-DEPOT TOILETS	94.60
				INV	ELECTRICAL MAINT-TAYLOR/PRINCESS	88.00
				INV	ELECTRICAL MAINTENANCE-NCC	376.20
				INV	ELECTRICAL MAINT-ST PETERS SQ ST LIGHTS	1,347.50
				INV	ELECT MAINT - NEDLANDS LIBRARY	1,953.33
				INV	ELECTRICAL MAINT-BROCKMAN RSV	895.40
				INV	ELECTRICAL MAINT-FORESHORE 3 BOLLARD	181.50
				INV	ELECT MAINTENANCE-NED CHILD HLTH CNTR	750.20
				INV	ELECTRICAL MAINTENANCE-ALLEN PK UPPER	676.50
				INV	ELECTRICAL MAINTENANCE-MTC PLY CNTR	171.60



CITY OF NEDLANDS

All Payments 1/03/2012 to 31/03/2012

Database: LIVE

Page: 22

<u>Chq/Ref</u>	<u>Pavee</u>	<u>Date</u>	<u>Amount</u>	<u>Tran</u>	<u>Description</u>	<u>Amount</u>
				INV	RPLCD 2 PHONE POINTS-MAISONETTES	112.20
			530.760		Brealey Plumbing Service	
				INV	PLUMBING MAINT-NEL LIB	159.50
				INV	PLUMBING MAINT-N/LIB	154.00
				INV	SUP/INSTALL PAN & CISTERN,SHWR SET,BASIN SET	2,343.00
			530.7840		Fire & Emergency Services Authority	
				INV	2011/12 ESLB 3RD QTR CONTRIBUTION-OPTION B	808,714.56
			530.8010		Corporate Express Australia Ltd	
				INV	STATIONERY/KITCHEN SUPPLIES	203.23
				INV	KINGSTON USB DRV,VERBATIM STORE-N-GO USB DVE	86.00
				INV	STATIONERY-CLEANING MATERIALS-NCC	140.00
			530.8170		Westcare Industries	
				INV	DESIGN FOR SUMMER CONCERT FLYER	144.10
			530.8242		West Metro Regional Council	
				INV	WASTE DISPOSAL 20 - 24/2/12	18,667.97
			530.860		Bunnings Group Limited	
				INV	VANITY UNIT CARRA MTREND 900X450MM 3TH WH	399.00
				INV	BUILDING SUPPLIES	19.49
				INV	BUILDING SUPPLIES	42.38
				INV	PLASTER COMPOUND CSR 10KG BASECOAT45 10092	22.31
				INV	BUILDING SUPPLIES	28.04
				INV	TAPE-MOUNTING SCOTCH 032922-2 114 H/DTY	9.85
				INV	INSECTICIDE AEROSOL RAID DIY 300G ANT 2X	28.46
				INV	BUILDING SUPPLIES	137.27
			530.8660		Addstyle Constructions Pty Ltd	
				INV	RPLC CHQ 56521-F/PATH REFUND-10 THOMAS ST	1,500.00
			530.880		Bunzl Limited	
				INV	TOILET REQUISITES	3,263.90
			530.9872		Civica Pty Ltd	
				INV	PORTAL V6 UPGRADE SQL MIGRATION & TRIM	9,900.00
532	EFT TRANSFER: -	26/03/2012	-280,982.73	532.10539	Porter Consulting Engineers	
				INV	JENKINS RD DRAINAGE ISSUES TO END JAN 12	6,751.25
				532.10545	Salmat Mediaforce Pty Ltd	
				INV	8374X DISTRIBUTION-ALL ABILITIES PLAYSCHOOL	534.13
				532.10731	Green Skills (Eco Jobs)	
				INV	13 & 14/2/12 CASUAL STAFF-BUSHCARE WORK	1,141.31
				532.11559	Icon Septech Pty Ltd	
				INV	DRAINAGE MATERIALS	6,568.54



CITY OF NEDLANDS

All Payments 1/03/2012 to 31/03/2012

Database: LIVE

Page: 23

<u>Chq/Ref</u>	<u>Pavee</u>	<u>Date</u>	<u>Amount</u>	<u>Tran</u>	<u>Description</u>	<u>Amount</u>
				INV	16X SOAKWELL-1800DIA X 1200MM	6,614.08
				INV	DRAINAGE MATERIALS	4,134.90
				INV	DRAINAGE MATERIALS	2,938.52
				INV	DRAINAGE MATERIALS	6,798.52
				532.11565	WELLINGTON SURPLUS STORES (PERTH)	
				INV	BOOTS-HI-TEC STEALTH II MAGNUM CORDURA	182.50
				532.11795	James Donaldson	
				INV	2/12 RUBBISH COLLECTION-SWANB DOG BCH	800.00
				INV	2/12 RUBBISH COLLECTION-SWANB BCH	1,200.00
				532.11804	West Australian Local Government Assoc	
				INV	AD 18/2/12 W/AUST-COMMUNITY CARE OFFICER	5,211.88
				INV	CR PORTER-CR ROLES & RESPONSIBILITES	620.00
				532.12026	Bolinda Publishing Pty Ltd	
				INV	LOCAL STOCK RESOURCES FEB 2012	50.49
				INV	LOCAL STOCK RESOURCES FEB 2012	51.38
				532.12117	SAI Global Ltd	
				INV	INX-ISO-PDF INT'L STANDARDS 31010:2009	232.30
				532.12232	Dymocks Claremont	
				INV	LOCAL STOCK RESOURCES FEB 2012	15.96
				532.12235	Lovegrove Turf Services Pty Ltd	
				INV	TOPDRESS & LEVEL HIGHVIEW PK-200CB M SAND	1,540.00
				532.12317	TECHSAND PTY LTD	
				INV	MIN CHG RPR WORKS-BEDBROOK PLC	660.00
				INV	2X MIN CHG RPR WORKS	1,320.00
				INV	F/PATH SLAB REMOVAL-35 MENGLER AVE	2,321.50
				532.12406	J & M PAULIK & SONS	
				INV	FLOWERS-MR J & MRS N JAGO 60TH WEDDING ANNIVERSARY	65.00
				532.12427	ROD HAWKER	
				INV	REIMBURSE VOLUNTEER EXPENSES	35.51
				532.12433	Bale Data Services	
				INV	48X 76MMX76MMX12.7MM 2 PLY W/Y	110.68
				532.12532	TOTAL EDEN PTY LTD	
				INV	IRRIGATION FITTINGS	1,353.39
				532.1260	Choice One Pty Ltd	
				INV	TEMP STAFF WAGES-D PARKER 22-26/2/12	796.95
				532.12683	Reface Industries Pty Ltd	
				INV	AEROSOL CAN DRIVE ASSEM-ELITE 60	191.32
				532.12735	COMFORT KEEPERS	



CITY OF NEDLANDS

All Payments 1/03/2012 to 31/03/2012

Database: LIVE

Page: 24

<u>Chq/Ref</u>	<u>Pavee</u>	<u>Date</u>	<u>Amount</u>	<u>Tran</u>	<u>Description</u>	<u>Amount</u>
				INV	SVCE FOR HACC CLIENTS MAR 2012	1,211.15
				INV	SVCE FOR HACC CLIENTS FEB 2012	832.34
				532.12765	PERTHWASTE PTY LTD	
				INV	WASTE REMOVAL SERVICES FEB 2012	40,264.65
				532.12829	UHY HAINES NORTON	
				INV	FIN REPORTING & MNGMNT REPORTING VJ&NK	2,255.00
				532.12960	Atlantic Therapy Services	
				INV	CASUAL STAFF - S CORNELL 6-8/3/12-DRC	771.47
				532.13010	Quick Colourprint	
				INV	500X BUSINESS CARDS, NAME BADGE	116.95
				INV	1X NAME BADGE	19.95
				532.13055	Simon Pandal Architect	
				INV	MASTER PLAN-DC CRUICKSHANK	15,492.62
				532.13095	Rentokil Initial Pty Ltd	
				INV	MAR 12 DEPOT INDOOR PLANT HIRE & SVCE	370.60
				532.13123	TOLL PRIORITY	
				INV	MAIL PICK UP & DELIVERY	335.92
				532.13252	WALK TALL INTERNATIONAL	
				INV	COUNCILLOR TRAINING-MEETING PROCEDURES	880.00
				532.13278	LANDFILL GAS AND POWER PTY LTD	
				INV	ELECTRICITY 1/2-1/3/12 ADMIN	4,274.68
				INV	ELECTRICITY 1/2-1/3/12 N/LIB A/COND	2,507.15
				532.13314	Sweepcare Australia	
				INV	SWEEPING-STORM CLEANUP	14,298.41
				532.13381	Carrington's Traffic Services	
				INV	TRAFFIC CONTROL-UNDERWOOD AVE	13,780.61
				532.13384	Harvey Fresh	
				INV	MILK SUPPLY 5/3/12	66.15
				INV	MILK SUPPLY 13/3/12	66.15
				532.13398	Clever Patch Pty Ltd	
				INV	CHILDREN'S CRAFT MATERIALS	352.89
				532.13412	QUICK CORPORATE AUSTRALIA	
				INV	STATIONERY/KITCHEN SUPPLIES	185.80
				INV	30RM PAPER A4 CANE FIELDS 80 GSM WHT	131.67
				532.13480	DU Electrical Pty Ltd	
				INV	CALL OUT-RPLC LEAKING PRESSURE SWITCH	388.30
				532.13581	Captain Stirling IGA Supermarket	
				INV	CATERING SUPPLIES-DRC	250.81
				532.13653	Achieveability Pty Ltd	



CITY OF NEDLANDS

All Payments 1/03/2012 to 31/03/2012

Database: LIVE

Page: 25

<u>Chq/Ref</u>	<u>Pavee</u>	<u>Date</u>	<u>Amount</u>	<u>Tran</u>	<u>Description</u>	<u>Amount</u>
				INV	ADDRESSING ACCESS IN PARKS & O/DR SPACES	715.00
				532.13693	Elan Media Partners Pty Ltd	
				INV	DVD'S MTC LIB FEB 12	59.15
				INV	DVD-MR BEAN VOL 2	9.87
				INV	MUSIC CD'S - N/LIB FEB 12	316.26
				INV	DVD'S MTC LIB FEB 12	44.83
				532.13733	Palm Springs-West Coast Spring Water	
				INV	2X 15L WATER BOTTLE SUPPLY-PROCC	13.50
				532.13808	Grant Thornton Australia Ltd	
				INV	INTERNAL AUDIT - ACCOUNTS RECEIVABLE	5,689.20
				532.13812	Nicole Borowicz	
				INV	REIMBURSE MOBILE FEB 2012	60.00
				532.13824	ALS Library Services Pty Ltd	
				INV	LOCAL STOCK RESOURCES FEB 2012	77.10
				532.13861	ADT Security	
				INV	MAR 2012 SECURITY-DEPOT FENCE LEASE	928.28
				532.13869	Instant Products Hire	
				INV	9855-1 - 17-31/1/12 HIRE CHEMICAL TOILET	645.99
				532.13895	Ms M B Hulls	
				INV	REIMBURSE MOBILE PHONE & INTERNET 3/12	46.52
				532.13906	Studio Baan Architects Pty Ltd	
				INV	MASTER PLAN-DC CRUICKSHANK RSV	2,468.40
				532.13915	Schmick Steel Work	
				INV	4X DIRECTIONAL SIGNS-BUSH TO BEACH	234.96
				532.1427	City of Stirling	
				INV	672X DELIVERED MEAL SUBSIDIES JAN 2012	1,411.20
				INV	113X DELIVERED MEALS FOR DRC JAN 2012	791.00
				532.3660	Harbottle On-Premise	
				INV	10 PK HYLAS SPR/WTR STILL PET 600ML	96.00
				532.4150	LO-GO Appointments	
				INV	W/E 11/2/12 O REECE CASUAL STAFF	1,709.40
				INV	W/E 18/2/12 O REECE CASUAL STAFF	1,729.75
				532.4500	McLeods Barristers & Solicitors	
				INV	NON COMPLIANCE-BLDG LIC 179-181 STIRL HWY 29263	693.83
				INV	UNLAWFUL BLDG WKS-10 WARATAH-LO ZUCCHERO 31264	1,350.97
				INV	SWIMMING POOL/SPA 121 ROCHDALE 31018	1,154.72
				INV	UNLAWFUL RETAINING WALL-24 THOMAS NGUYEN & TRAN	735.19



CITY OF NEDLANDS

All Payments 1/03/2012 to 31/03/2012

Database: LIVE

Page: 26

<u>Chq/Ref</u>	<u>Pavee</u>	<u>Date</u>	<u>Amount</u>	<u>Tran</u>	<u>Description</u>	<u>Amount</u>
				INV	DILAPIDATED BLDG-57 ABERDARE-M PETERS 30834	411.73
				INV	SNSLC-AMENDING LEASE 154082	165.00
				INV	30064 75 STIRLING HWY-DILAPIDATED BLDG	1,677.72
				532.4945	SHEPPARD'S NEWSROUND	
				INV	NEWSPAPER DELIVERY 29/1-25/2/12	86.64
				532.4959	NEDLANDS TYRE SERVICE	
				INV	TYRES-225/65R17 102H S-STR PIR2256517	1,544.00
				532.4972	Neverfail Springwater Ltd	
				INV	SPRINGWATER 3X 11L - N/LIB	31.50
				INV	SPRINGWATER 12X 11L - N/LIB	126.00
				532.5592	PLACER MANAGEMENT GROUP	
				INV	HR PERMANENT PLACEMENT - D WILSON	11,528.38
				532.5682	WA HINO SALES & SERVICE	
				INV	HINO 300 SERIES 616 LONG CREW AUTO 1DWC369	33,776.24
				INV	HINO 300 SERIES 616 LONG CREW AUTO 1DWC370	33,776.24
				532.5716	Professional PC Support	
				INV	CISCO SRP527W ROUTER	275.00
				532.6500	SKIPPER TRUCK PARTS	
				INV	OIL, AIR & FUEL FILTER KITS 2EA	542.56
				532.741	Boyan Electrical Services	
				INV	ELECTRICAL MAINTENANCE-PROCC	1,712.70
				INV	ELECTRICAL MAINTENANCE-ADMIN	1,569.70
				532.7675	Landgate - GRV	
				INV	GRV'S 4/2-17/2/12 SCHDL G2012/4	212.10
				532.8242	West Metro Regional Council	
				INV	WASTE DISPOSAL 27-29/2/12	12,114.85
				532.860	Bunnings Group Limited	
				INV	BUILDING SUPPLIES/3X BBQ CLEANER	51.95
				INV	3X 20KG RAPID SET SWAN CONCRETE	22.66
				INV	PAINTING EQUIPMENT	190.24
				INV	BUILDING SUPPLIES	52.03
				INV	1PK CABLE MNGMNT TIES WELLER 100X2.5MM	2.09
				INV	20KG CEMENT CREME COCKBURN CC20CO	8.79
				INV	2X 20KG RAPID SET SWAN CONCRETE	15.10
				INV	PAINT SUPPLIES	95.48
				532.8720	Totally Confidential Records Management	
				INV	3/12 RECORD RETRIEVAL/DESTRUCTION	4,224.88
				INV	02/12 RECORD STORAGE/RETRIEVAL/DESTRUCTION	1,539.15
				532.9927	Webb & Brown Neaves	



CITY OF NEDLANDS

All Payments 1/03/2012 to 31/03/2012

Database: LIVE

Page: 27

<u>Chq/Ref</u>	<u>Pavee</u>	<u>Date</u>	<u>Amount</u>	<u>Tran</u>	<u>Description</u>	<u>Amount</u>
				fund	22 STRICKLAND STREET - FOOTPATH REFUND	1,500.00
				532.9996	ROTAFORM PTY LTD	
				INV	30X COMPOSTABIN 220L - BLACK	1,655.50
533	EFT TRANSFER: - 30/03/2012	30/03/2012	-553,247.81	533.10787	DOWNER EDI WORKS PTY LTD	
				INV	SEMI MOUNTABLE KERBING-ARCHDEACON ST	41,082.25
				533.11062	GLOBE AUSTRALIA PTY LTD	
				INV	60X SCOTTS SPORTSMaster HI K 25KG	2,887.50
				533.11421	COOL CLEAR WATER GROUP LTD	
				INV	MAR 12 WATER (FILTERED) SVCES	498.30
				533.11559	Icon Septech Pty Ltd	
				INV	427W1880R - 1350 x 1880 x 145mm Standard R	1,102.64
				INV	16X SOAKWELL-1800 DIA 1200MM	6,614.08
				533.11958	Asphaltech Pty Ltd	
				INV	606.10 TONNE 7MM SMA ARCHDEACON ST	123,681.37
				INV	68.90 TONNE 7MM SMA SMYTH RD	16,398.68
				533.12026	Bolinda Publishing Pty Ltd	
				INV	LOCAL STOCK RESOURCES N/LIB	46.71
				INV	LOCAL STOCK RESOURCES MTC/LIB	252.37
				533.12117	SAI Global Ltd	
				INV	FIRE DETECT SYS-1670.1,3,4, 1851-05	488.04
				533.12278	Classic Tree Services	
				INV	STREET TREE PRUNING SECTOR 4	1,802.90
				INV	STREET TREE PRUNING SECTOR 4	1,254.00
				INV	STREET TREE PRUNING SECTOR 4	2,593.80
				INV	STREET TREE PRUNING SECTOR 4	1,113.20
				INV	STREET TREE PRUNING SECTOR 4	1,688.50
				INV	STREET TREE PRUNING SECTOR 4	2,401.30
				INV	STREET TREE PRUNING SECTOR 4	3,191.10
				INV	STREET TREE PRUNING SECTOR 4	3,014.00
				INV	STREET TREE PRUNING SECTOR 4	2,014.10
				533.12350	Capital Recycling	
				INV	CARTAGE CONCRETE/SAND	12,193.92
				533.12357	Nedlands Newspaper Delivery	
				INV	29/1-25/2/12 NEWSPAPER DELIVERY N/LIB	217.16
				533.12532	TOTAL EDEN PTY LTD	
				INV	INVESTIGATE LEAK - NEDLANDS LIB	1,014.75
				INV	IRRIGATION FITTINGS-MELVISTA PARK	1,891.25
				INV	PIPE METRIC POLY MDPE 50MM 150M PN12.5 PE100	350.83



CITY OF NEDLANDS

All Payments 1/03/2012 to 31/03/2012

Database: LIVE

Page: 28

<u>Chq/Ref</u>	<u>Pavee</u>	<u>Date</u>	<u>Amount</u>	<u>Tran</u>	<u>Description</u>	<u>Amount</u>
				533.12546	Greenway Enterprises	
				INV	RIBBED DUST BIN 73L-LESS CR \$18.54 LEAF RAKE	97.53
				INV	GARDENING EQUIPMENT	800.46
				533.1260	Choice One Pty Ltd	
				INV	TEMP STAFF WAGES-27-29/2/12 D PARKER	531.30
				533.12677	Wilson Security	
				INV	FEB 2012 MOBILE PATROLS-11 SAYER ST	702.62
				INV	FEB 12 MOBILE PATROL/LOCK UP SVCE-SWN C/PK	194.55
				INV	FEB 12 MOBILE PATROLS N/LIB	304.89
				INV	1/1/12 MOBILE PATROL/LOCK UP SVCE-SWN C/PK PH	4.78
				INV	12/11 RANDOM PATROLS-MTC OVAL/SWANB HOSP-PH	63.12
				INV	25/12/11 MOBILE PATROL/LOCK UP SVCE-SWN C/PK PH	4.78
				INV	FEB 12 MOBILE PATROLS MTC/LIB	196.70
				INV	2/12 RANDOM PATROLS-MTC OVAL/SWANB HOSP	2,559.42
				533.12754	Armaguard	
				INV	SECURITY DAILY TAKINGS /1/12-23/2/12	954.75
				533.12765	PERTHWASTE PTY LTD	
				INV	WASTE REMOVAL SVCES PRE PAY APR 2012	90,100.00
				533.12769	SAFETY ZONE AUSTRALIA PTY LTD	
				INV	4X POLO, HOBART SAFETY BOOT	242.11
				INV	3X TROUSERS, SAFETY BOOT,3X SHIRTS	338.14
				INV	SAFETY BOOTS,3X SHIRTS,3X TROUSERS,HAT	310.15
				INV	2X POLO,SAFETY BOOT,2X TROUSERS	299.94
				INV	4X SHIRT,2X TROUSERS,SAFETY BOOT	363.85
				INV	2X KING GEE PANTS, HOBART SAFETY BOOT	278.30
				INV	GLOVES,SAFETY BOOTS,3X TROUSERS,5X SHIRTS	545.82
				INV	SAFETY BOOTS,5X POLO,3X TROUSERS	473.12
				533.12890	Mr M R Cole	
				INV	REIMBURSE BROADBAND 7/2-6/3/12	69.95
				533.12918	GLG GreenLife Group Pty Ltd	
				INV	MAR 2012 LANDSCAPE MAINTENANCE SVCE	7,100.17
				INV	CAMELIA AVE MTC MULCHING	5,912.75
				533.12944	Reliance Petroleum	
				INV	8002L UNLEADED PET 91 UNMK	11,047.64
				533.12981	COUNTRY KITCHEN CATERING	
				INV	CATERING- 23/2/12 WORKSHOP	325.00
				INV	CATERING 28/2/12 COUNCIL MEETING	740.00
				533.13010	Quick Colourprint	



CITY OF NEDLANDS

All Payments 1/03/2012 to 31/03/2012

Database: LIVE

Page: 29

<u>Chq/Ref</u>	<u>Pavee</u>	<u>Date</u>	<u>Amount</u>	<u>Tran</u>	<u>Description</u>	<u>Amount</u>
				INV	2X NAME BADGES	37.90
				533.13014	NESPRESSO PROFESSIONAL	
				INV	600EA LUNGO, ESPRESSO,3X CAPP KIT,10X DESCALE KIT	864.48
				533.13194	Aquarium Artists Australia Pty Ltd	
				INV	FEB 12 AQUARIUM MAINTENANCE	260.00
				533.13290	Mr V R Senathirajah	
				INV	R SENATHIRAJAH-REIMB ACCOM & MEALS-CONF	649.14
				533.13347	SPEEDY HIRE	
				INV	FEB 2012 PORTABLE TOILET HIRE	182.28
				533.13369	DATA#3 LIMITED	
				INV	QUANTUM STORAGE SETUP	203.50
				533.13381	Carrington's Traffic Services	
				INV	TRAFFIC CONTROL-BULIMBA RD	5,749.45
				INV	TRAFFIC CONTROL-KINNINMONT AVE	646.25
				INV	TRAFFIC CONTROL	6,466.37
				INV	TRAFFIC CONTROL-LANGHAM ST	729.30
				INV	TRAFFIC CONTROL-GROVEDALE RD	1,147.17
				533.13384	Harvey Fresh	
				INV	MILK SUPPLY 20/3/12	66.15
				533.13394	Jacobsen Superannuation Fund	
				INV	Jacobsen Superannuation Fund	54.73
				533.13442	Banyan Creative	
				INV	GAMES HIRE-SUMMER CONCERTS	2,596.00
				533.13486	Australian Plastic Card Co Pty Ltd	
				INV	3000X LIBRARY CARDS	321.20
				533.13534	Nu-Trac Rural Contracting	
				INV	SWANB BEACH CLEANING FEB 2012	2,480.50
				533.13537	FIRST FIVE MINUTES PTY LTD	
				INV	APR-JUN 2012 FIRE EMERG PROCEDURES/TRAINING	451.44
				INV	APR-JUN 2012 FIRE EMERG PROCEDURES/TRAINING	451.44
				INV	APR-JUN 2012 FIRE EMERG PROCEDURES/TRAINING	451.44
				INV	APR-JUN 2012 FIRE EMERG PROCEDURES/TRAINING	451.44
				INV	APR-JUN 2012 FIRE EMERG PROCEDURES/TRAINING	451.44
				INV	APR-JUN 2012 FIRE EMERG PROCEDURES/TRAINING	451.44
				INV	APR-JUN 2012 FIRE EMERG PROCEDURES/TRAINING	451.44
				533.13550	FREMANTLE ARTS CENTRE PRESS INC	
				INV	18X "THE RIVER" - B SIMMONDS	409.50
				533.13581	Captain Stirling IGA Supermarket	



CITY OF NEDLANDS

All Payments 1/03/2012 to 31/03/2012

Database: LIVE

Page: 30

<u>Chq/Ref</u>	<u>Pavee</u>	<u>Date</u>	<u>Amount</u>	<u>Tran</u>	<u>Description</u>	<u>Amount</u>
				INV	LIBRARY CATERING SUPPLIES	362.36
				INV	CATERING SUPPLIES-COUNCIL MEETING 1/3/12	140.93
				INV	CATERING SUPPLIES-AUDIT & RISK MEETING	87.64
				533.13693	Elan Media Partners Pty Ltd	
				INV	MUSIC CD'S - MTC/LIB FEB 12	108.59
				INV	DVD'S - MTC/LIB FEB 12	49.01
				INV	MUSIC CD'S & DVD'S- N/LIB FEB 12	572.64
				INV	DVD'S - MTC/LIB FEB 12	63.76
				INV	DVD'S- N/LIB FEB 12	9.87
				533.13697	Super Sealing Pty Ltd	
				INV	CRACK SEALING - SMYTH RD	968.00
				533.13733	Palm Springs-West Coast Spring Water	
				INV	2X 15L COOLER WATER BOTTLE-NCC	13.50
				533.13803	Snap Printing Northbridge	
				INV	50 DL INVITATIONS	74.00
				533.13817	Cardno (QLD) Pty Ltd	
				INV	SWANB NEDLANDS TMS-SERVICES	1,931.60
				INV	SWANB NEDLANDS TMS-SERVICES	5,049.00
				533.13824	ALS Library Services Pty Ltd	
				INV	LOCAL STOCK RESOURCES MTC/LIB	433.45
				INV	LOCAL STOCK RESOURCES N/LIB	272.45
				533.13841	Commercial & Industrial Mowing	
				INV	24/2/12 SLASH VACANT BLOCK 31 ALFRED RD	297.00
				533.13842	Tree Amigos Tree Surgeons Pty Ltd	
				INV	ARBORICULTURAL SVCES-BEATON PK	584.94
				INV	2X EMERGENCY CALLOUTS	1,396.12
				INV	ARBORICULTURAL SVCES-11 SAYER ST	2,441.34
				533.13869	Instant Products Hire	
				INV	9855-1 - 6/3/12 HIRE CHEMICAL TOILET	432.91
				533.13883	Oliver's Lawn & Landscaping Pty Ltd	
				INV	FEB 2012 IRRIGATION MAINT SVCES	6,083.00
				INV	MAR 2012 IRRIGATION MAINT SVCES	5,236.00
				533.13905	Marketforce Express Pty Ltd	
				INV	2X AD-SUMMER CONCERTS-ADSHEL	222.75
				533.13931	Enviro Sweep	
				INV	SWEEPING SVCES-STORM CLEAN UP	14,079.73
				INV	ADDITIONAL SWEEPING-FEB 2012	4,696.36
				533.13932	Databank Technologies Pty Ltd	
				INV	ARCHIVE SECURITY-SUP/UPLOAD BARCODES	27.50



CITY OF NEDLANDS

All Payments 1/03/2012 to 31/03/2012

Database: LIVE

Page: 31

<u>Chq/Ref</u>	<u>Pavee</u>	<u>Date</u>	<u>Amount</u>	<u>Tran</u>	<u>Description</u>	<u>Amount</u>
				533.1900	DALKEITH NEDLANDS BOWLING CLUB	
				INV	ELECTRICITY 8/12-9/2/12 PROCC	620.57
				533.2048	TILLYS HOME HELPERS	
				INV	GDNG SVCES FEB 12 - HACC CLIENTS	3,195.50
				533.2075	Landgate	
				INV	TITLE SEARCHES FEB 2012	432.00
				533.3055	Holton Connor Pty Ltd	
				INV	ARCHITECTURAL SVCES-J LECKIE PAV CLM 20	6,270.00
				533.350	Aust Institute of Management	
				INV	M KWAN-APPRAISING & MNG PERFORMANCE	780.00
				INV	M KWAN-DEVELOP WORKPLACE LEARNING	470.00
				INV	M KWAN-MANAGE HUMAN RESOURCES	1,170.00
				533.3615	JJ CLEANING PTY LTD	
				INV	FEB 2012 CLEANING - NCC	1,996.00
				533.380	Australian Taxation Office	
				INV	Payroll Deduction	77,983.42
				533.400	Australian Services Union	
				INV	Payroll Deduction	138.50
				INV	Payroll Deduction	138.50
				533.4040	The Lane Bookshop	
				INV	LOCAL STOCK RESOURCES N/LIB	26.39
				INV	LOCAL STOCK RESOURCES FEB 2012	31.92
				533.4150	LO-GO Appointments	
				INV	W/E 10/3/12 G HOSSACK CASUAL STAFF	1,037.85
				INV	W/E 18/2/12 G HOSSACK CASUAL STAFF	1,037.85
				533.4624	Minter Ellison Lawyers	
				INV	MARRON - SUPREME COURT PROCEEDINGS	1,913.56
				533.540	Baileys Fertilisers	
				INV	.250EA S/APPLY 411/GROSORB P/TONNE	610.50
				533.6560	Southern Scene Pty Ltd	
				INV	LOCAL STOCK RESOURCES MTC/LIB	199.87
				INV	LOCAL STOCK RESOURCES N/LIB	463.32
				533.6820	Swanbourne Veterinary Centre	
				INV	CANINE NOBIAVAC DHP + BBPi (C5)	22.00
				INV	POUND FEES 16/2/12	132.00
				533.741	Boyan Electrical Services	
				INV	ELECT MAINT - ST PETERS SQ	151.80
				533.760	Brealey Plumbing Service	
				INV	TOY LIB COLLEGE PK-SVCE H/BASIN TAPS	126.50



CITY OF NEDLANDS

All Payments 1/03/2012 to 31/03/2012

Database: LIVE

Page: 32

<u>Chq/Ref</u>	<u>Pavee</u>	<u>Date</u>	<u>Amount</u>	<u>Tran</u>	<u>Description</u>	<u>Amount</u>
			533.7900		W A LIMESTONE CO	
				INV	305.66 TONNE LAWN SAND	4,976.15
			533.8010		Corporate Express Australia Ltd	
				INV	DAC MP-107 MONITOR RISER	66.83
				INV	STATIONERY - N/LIB	360.43
			533.8242		West Metro Regional Council	
				INV	WASTE DISPOSAL 1/3 - 9/3/12	24,319.08
			533.860		Bunnings Group Limited	
				INV	BUILDING SUPPLIES	57.76
				INV	BUILDING SUPPLIES	9.52
				INV	BUILDING SUPPLIES	97.90
				INV	BUILDING SUPPLIES	51.45
				INV	BUILDING SUPPLIES	99.99
			533.897		Cabcharge Australia Limited	
				INV	6/2-4/3/12 TAXI FARES & SVCE FEE	247.61
		Total EFT				<u><u>-\$3,406,412.58</u></u>
		TOTAL PAYMENTS				<u><u>-\$3,940,371.55</u></u>
NAB - Trust Account						
CHEQUE						
11382	SAVE THE CHILDREN	30/03/2012	-72.10	RFND	STAFF FUNDRAISING CITY OF NEDLANDS	72.10
11383	CONSERVATION VOLUNTEERS	30/03/2012	-141.00			
		Total CHEQUE				<u><u>-\$213.10</u></u>
		TOTAL PAYMENTS				<u><u>-\$213.10</u></u>