


Corporate Services Reports

Committee Consideration –8 March 2011

Council Resolution – 22 March 2011

Table of Contents

| Item No. | Page No. |
|---|----------|
| CP08.11 Compliance Audit Return 2010 | 2 |
| CP09.11 Monthly Financial Report – January 2011 | 7 |
| CP10.11 Investment Report – January 2011 | 12 |
| CP11.11 List of Accounts Paid – January 2011 | 15 |

| | |
|---|---|
| CP08.11 Compliance Audit Return 2010 | |
| Committee | 8 March 2011 |
| Council | 22 March 2011 |
| Applicant | City of Nedlands |
| Owner | City of Nedlands |
| Officer | Michael Cole - Director Corporate Services |
| CEO | Graham Foster – Chief Executive Officer |
| CEO Signature |  |
| File ref. | ORN/088-03 |
| Previous Item No's | Nil |
| Disclosure of Interest | No officer involved in the preparation of this report had any interest which required it to be declared in accordance with the provisions of the Local Government Act (1995). |

Purpose

The 2010 Compliance Audit Return is required to be adopted by Council prior to submission to the Department of Local Government.

Recommendation to Committee

Council adopts the 2010 Compliance Audit Return.

Strategic Plan

KFA 5: Governance

To ensure that the processes of Local Government are delivered responsibly and in a transparent, consistent and accountable manner.

5.6 Ensure compliance with statutory requirements and guidelines.

The adoption of the Compliance Audit Return for 2010 will ensure the City meets its statutory requirements under Regulation 14 and 15 of the *Local Government (Audit) Regulations 1996*.

Background

Local Governments are required to complete an annual Compliance Audit Return. The attached return for the City of Nedlands covers the period 1 January 2010 to 31 December 2010 and is required to be considered and

adopted by Council and then submitted to the Department of Local Government by 31 March 2011.

The audit and completion of the 2010 Return was undertaken by Mr Gary Martin in consultation with the Director Corporate Services, with input from relevant staff as necessary.

Consultation

Required by legislation: Yes No
Required by City of Nedlands policy: Yes No

The return was undertaken by Mr Gary Martin in consultation with the Director Corporate Services, with input from relevant staff as necessary.

Legislation

Regulation 14 and 15 of the Local Government (Audit) Regulations 1996.

Budget/Financial implications

Budget:

Within current approved budget: Yes No
Requires further budget consideration: Yes No

Financial:

Not applicable.

Risk Management

The Compliance Annual Return is designed as a self assessment test for local governments for compliance against the Local Government Act 1995 and relevant regulations. An independent assessment that results in a high level of compliance demonstrates good governance, compliance and best practice and also provides the CEO and Council with additional elements of awareness of compliance and accountability by staff.

Such compliance and awareness reduces any risks associated with non-compliance with legislation.

Discussion

Mr Martin was appointed by the City to undertake an independent review of the Annual Compliance Return for 2010. Mr Martin worked on-site in January 2010 and completed the return on-line after reviewing and assessing:

1. Council meeting agendas and minutes;

2. Other supporting documentation (e.g. performance plans, media advertisements, recruitment processes, purchasing processes, Local Laws); and
3. Interviews with responsible officers

The completed return is attached.

Of the 283 items listed in the return and audited for compliance, the City was found to be compliant in all but 6 questions, a 97.9% compliance rate.

The 6 non-compliant questions are summarised below. For each question, the finding, discussion and recommendation of Mr Martin have been provided. All recommendations have been accepted and have since been implemented.

Delegation of Power/Duty – Page 2 of 27

Question 8 – Were all delegations to the CEO in writing?

Question 9 – Were all delegations by the CEO to any employee in writing?

Finding - Written notice of a delegations to employees has been inconsistent. For new employees a written delegation is provided as part of the induction process but this is overlooked when officers are promoted from within to new positions with delegated authority.

Discussion - The register of delegated authority is not sufficient to meet the requirement of delegation in writing under the Act. Instead, a specific letter to the CEO and each employee is required. In addition, it was observed that another issue addressed in a specific letter is a reminder that the delegation cannot be exercised by the CEO or the employee concerned where an interest exists. It has been agreed that all employees and the CEO will receive a written notice of their delegations of authority annually.

Recommendation 1 – That the CEO and each officer receive a written instrument each year that documents their delegations. The written instrument of delegation contains a notice that prohibits the use of a delegation where an interest exists.

Elections – Page 7 of 27

Question 32 – Did the CEO remove any “disclosure of gifts” completed by unsuccessful candidates from the electoral gift register?

Finding – Disclosure forms from unsuccessful candidates have not been removed.

Discussion – This is an oversight from the 2009 local government general elections.

Recommendation – Forms of disclosure for unsuccessful candidates should be removed from the register.

Local Laws – Page 15 of 27

Question 6 – Have all reviews of local laws under section 3.16(1) been carried out within a period of 8 years.

Finding – Majority of local law completed or underway but some local law reviews are yet to commence.

Recommendation – The review of all remaining local laws due for review to be commenced as soon as practical to ensure review completed by December 2011.

Tenders for providing goods or services - Pages 22 to 27

Question 23 – Does the local government’s Tender Register include particulars of the decision made to invite tenders and if applicable the decision to seek expressions of interest under regulation 21(1)?

Finding - The details of a decision to invite tenders required by F&G reg 17(2) and (3) are not included in the Register of Tenders.

Discussion - Provision for the expenditure in the budget does not constitute the “decision” required by the regulations, and the requirement relates to the approval of the specification and assessment criteria to be used for each tender. Each tender requires a specific decision by the responsible officer and the detail of the decision to call for tenders should be recorded in the tender register.

Recommendation – That a tender checklist be implemented and regularly checked by a senior officer.

Question 29 – Does the local government’s Tender Register include the amount of consideration or the summary of the amount of the consideration sought in the accepted tender?

Finding - A record of the consideration relevant to each tender and other detail was not consistently recorded in the register. Reference to a schedule is not sufficient.

Discussion - It is important to note that registers such as the register of tenders are documents that must be available on request for public inspection. Therefore, it is important that these registers are properly maintained and kept up to date. If the consideration is a schedule of rates, the schedule of rates must be attached to the tender register.

Recommendation – (As per question 23 above) That a Tender Checklist be implemented and regularly checked by a senior officer.

Conclusion

The completion of the Compliance Audit Return for 2010 demonstrated a high level of compliance by the City of Nedlands in all areas.

The City has a proven internal culture of compliance and commitment towards best practice and the management of the City is based on sound systems and procedures with an emphasis on good governance.

In accordance with the regulation 14 and 15 of the *Local Government (Audit) Regulations 1996*, the completed return is required to be:

1. presented to Council;
2. adopted by the Council;
3. recorded in the minutes of the meeting at which it was adopted.;
and
4. a certified copy of the return along with a copy of the minutes recording its adoption is to be submitted to the Department of Local Government by 31 March 2011.

Attachments

1. Compliance Audit Return 2010

**Nedlands - Compliance Audit Return 2010**

| Caravan Parks and Camping Grounds | | | | | |
|--|---|---|----------|----------|-------------|
| No | Reference | Question | Response | Comments | Respondent |
| 1 | s21(1) Caravan Parks and Camping Grounds Act 1995 | Did the local government inspect each caravan park or camping ground in its district within the period 1 July 2009 to 30 June 2010. | N/A | | Gary Martin |
| 2 | s14(1) of the Caravans and Camping Grounds Act 1995 | Did you keep a register of caravan park licences. (For the return period) | N/A | | Gary Martin |
| Cemeteries | | | | | |
| No | Reference | Question | Response | Comments | Respondent |
| 1 | s40(1)(a), (b) Cemeteries Act 1986 | Has a register been maintained which contains details of all burials in the cemetery, including details of the names and descriptions of the deceased persons and location of the burial. (For the return period) | N/A | | Gary Martin |
| 2 | s40(1)(a), (b) Cemeteries Act 1986 | Has a register been maintained which contains details of all grants of right of burial in the cemetery, including details of assignments or bequests of grants. (For the return period) | N/A | | Gary Martin |
| 3 | s40(2) Cemeteries Act 1986 | Have plans been kept and maintained showing the location of all burials registered in as above. | N/A | | Gary Martin |
| Commercial Enterprises by Local Governments | | | | | |
| No | Reference | Question | Response | Comments | Respondent |
| 1 | s3.59(2)(a)(b)(c) F&G Reg 7,9 | Has the local government prepared a business plan for each major trading undertaking in 2010. | N/A | | Gary Martin |
| 2 | s3.59(2)(a)(b)(c) F&G Reg 7,10 | Has the local government prepared a business plan for each major land transaction that was not exempt in 2010. | N/A | | Gary Martin |
| 3 | s3.59(2)(a)(b)(c) F&G Reg 7,11 | Has the local government prepared a business plan before entering into each land transaction that was preparatory to entry into a major land transaction in 2010. | N/A | | Gary Martin |
| 4 | s3.59(4) | Has the local government given Statewide public notice of each proposal to commence a major trading undertaking or enter into a major land transaction for 2010. | N/A | | Gary Martin |
| 5 | s3.59(5) | Did the Council, during 2010, resolve to proceed with each major land transaction or trading undertaking by absolute majority. | N/A | | Gary Martin |



| Delegation of Power / Duty | | | | | |
|-----------------------------------|--------------------------------|--|-----------------|-----------------|-------------------|
| No | Reference | Question | Response | Comments | Respondent |
| 1 | s5.16, 5.17, 5.18 | Were all delegations to committees resolved by absolute majority. | N/A | | Gary Martin |
| 2 | s5.16, 5.17, 5.18 | Were all delegations to committees in writing. | N/A | | Gary Martin |
| 3 | s5.16, 5.17, 5.18 | Were all delegations to committees within the limits specified in section 5.17. | N/A | | Gary Martin |
| 4 | s5.16, 5.17, 5.18 | Were all delegations to committees recorded in a register of delegations. | N/A | | Gary Martin |
| 5 | s5.18 | Has Council reviewed delegations to its committees in the 2009/2010 financial year. | N/A | | Gary Martin |
| 6 | s5.42(1),5.43 Admin Reg 18G | Did the powers and duties of the Council delegated to the CEO exclude those as listed in section 5.43 of the Act. | Yes | | Gary Martin |
| 7 | s5.42(1)(2) Admin Reg 18G | Were all delegations to the CEO resolved by an absolute majority. | Yes | | Gary Martin |
| 8 | s5.42(1)(2) Admin Reg 18G | Were all delegations to the CEO in writing. | No | | Gary Martin |
| 9 | s5.44(2) | Were all delegations by the CEO to any employee in writing. | No | | Gary Martin |
| 10 | s5.45(1)(b) | Were all decisions by the Council to amend or revoke a delegation made by absolute majority. | N/A | | Gary Martin |
| 11 | s5.46(1) | Has the CEO kept a register of all delegations made under the Act to him and to other employees. | Yes | | Gary Martin |
| 12 | s5.46(2) | Were all delegations made under Division 4 of Part 5 of the Act reviewed by the delegator at least once during the 2009/2010 financial year. | Yes | | Gary Martin |
| 13 | s5.46(3) Admin Reg 19 | Did all persons exercising a delegated power or duty under the Act keep, on all occasions, a written record as required. | Yes | | Gary Martin |

| Disclosure of Interest | | | | | |
|-------------------------------|------------------|---|-----------------|-----------------|-------------------|
| No | Reference | Question | Response | Comments | Respondent |
| 1 | s5.67 | If a member disclosed an interest, did he/she ensure that they did not remain present to participate in any discussion or decision-making procedure relating to the matter in which the interest was disclosed (not including participation approvals granted under s5.68). | Yes | | Gary Martin |
| 2 | s5.68(2) | Were all decisions made under section 5.68(1), and the extent of participation allowed, recorded in the minutes of Council and Committee meetings. | Yes | | Gary Martin |



| No | Reference | Question | Response | Comments | Respondent |
|----|--|---|----------|------------------------------------|-------------|
| 3 | s5.73 | Were disclosures under section 5.65 or 5.70 recorded in the minutes of the meeting at which the disclosure was made. | Yes | | Gary Martin |
| 4 | s5.75(1) Admin Reg 22 Form 2 | Was a primary return lodged by all newly elected members within three months of their start day. | N/A | | Gary Martin |
| 5 | s5.75(1) Admin Reg 22 Form 2 | Was a primary return lodged by all newly designated employees within three months of their start day. | Yes | | Gary Martin |
| 6 | s5.76(1) Admin Reg 23 Form 3 | Was an annual return lodged by all continuing elected members by 31 August 2010. | Yes | | Gary Martin |
| 7 | s5.76(1) Admin Reg 23 Form 3 | Was an annual return lodged by all designated employees by 31 August 2010. | Yes | | Gary Martin |
| 8 | s5.77 | On receipt of a primary or annual return, did the CEO, (or the Mayor/ President in the case of the CEO's return) on all occasions, give written acknowledgment of having received the return. | Yes | | Gary Martin |
| 9 | s5.88(1)(2) Admin Reg 28 | Did the CEO keep a register of financial interests which contained the returns lodged under section 5.75 and 5.76 | Yes | | Gary Martin |
| 10 | s5.88(1)(2) Admin Reg 28 | Did the CEO keep a register of financial interests which contained a record of disclosures made under sections 5.65, 5.70 and 5.71, in the form prescribed in Administration Regulation 28. | Yes | | Gary Martin |
| 11 | s5.88 (3) | Has the CEO removed all returns from the register when a person ceased to be a person required to lodge a return under section 5.75 or 5.76. | Yes | | Gary Martin |
| 12 | s5.88(4) | Have all returns lodged under section 5.75 or 5.76 and removed from the register, been kept for a period of at least five years, after the person who lodged the return ceased to be a council member or designated employee. | Yes | | Gary Martin |
| 13 | s5.103 Admin Reg 34C & Rules of Conduct Reg 11 | Where an elected member or an employee disclosed an interest in a matter discussed at a Council or committee meeting where there was a reasonable belief that the impartiality of the person having the interest would be adversely affected, was it recorded in the minutes. | Yes | Note Complaints to Standards Panel | Gary Martin |
| 14 | s5.66(b) | Did the person presiding at a meeting, on all occasions, when given a member's written financial interest disclosure by the CEO, bring its contents to the attention of persons present immediately before any matters to which the disclosure relates were discussed. | Yes | | Gary Martin |



| No | Reference | Question | Response | Comments | Respondent |
|----|-----------|---|----------|------------------------|-------------|
| 15 | s5.71(a) | Did the CEO disclose to the mayor or president the nature of the interest as soon as practicable after becoming aware that he or she had an interest in the matter to which the delegated power or duty related. | Yes | | Gary Martin |
| 16 | 5.71(b) | Did an employee disclose to the CEO the nature of the interest as soon as practicable after becoming aware that he or she had an interest in the matter to which the delegated power or duty related. | N/A | No examples were noted | Gary Martin |
| 17 | s5.70(2) | Where an employee had an interest in any matter in respect of which the employee provided advice or a report directly to the Council or a Committee, did that person disclose the nature of that interest when giving the advice or report. | Yes | | Gary Martin |
| 18 | s5.70(3) | Where an employee disclosed an interest under s5.70(2), did that person also disclose the extent of that interest when required to do so by the Council or a Committee. | Yes | | Gary Martin |
| 19 | s5.66(a) | Did the CEO, on all occasions, where a council member gave written notice of a disclosure of interest before a meeting, cause that notice to be given to the person who presided at the meeting. | Yes | | Gary Martin |
| 20 | s5.71 | On all occasions were delegated powers and duties not exercised by employees that had an interest in the matter to which the delegated power or duty related. | N/A | No examples noted | Gary Martin |

Disposal of Property

| No | Reference | Question | Response | Comments | Respondent |
|----|-----------|---|----------|----------|-------------|
| 1 | s3.58(3) | Was local public notice given prior to disposal for any property not disposed of by public auction or tender (except where excluded by Section 3.58(5)). | N/A | | Gary Martin |
| 2 | s3.58(4) | Where the local government disposed of property under section 3.58(3), did it provide details, as prescribed by section 3.58(4), in the required local public notice for each disposal of property. | N/A | | Gary Martin |

Elections

| No | Reference | Question | Response | Comments | Respondent |
|----|-----------|---|----------|----------|-------------|
| 1 | s4.17(3) | Was approval sought from the Electoral Commissioner where council allowed a vacancy to remain unfilled as a result of a councillor's position becoming vacant under s2.32 and in accordance with s4.17(3)(a) & (b). | N/A | | Gary Martin |



| No | Reference | Question | Response | Comments | Respondent |
|----|-----------------------|---|----------|----------|-------------|
| 2 | s4.20(2) | Did the local government appoint a person other than the CEO to be the returning officer of the local government for an election or all other elections held while that appointment applied, after having written agreement of the person concerned and the Electoral Commissioner. | N/A | | Gary Martin |
| 3 | s4.20(4) | Did the local government declare the electoral commissioner to be responsible for the conduct of an election, after having first obtained the written agreement of the Electoral Commissioner. | N/A | | Gary Martin |
| 4 | s4.20(5) | Where a declaration has not already been made, was a declaration made under s4.20(4) prior to the 80th day before election day. | N/A | | Gary Martin |
| 5 | s4.32(4) | Did the CEO, within 14 days after receiving a claim for enrolment, decide whether the claimant was eligible or not eligible under s4.30(1)(a)&(b) and accept or reject the claim accordingly. | N/A | | Gary Martin |
| 6 | s4.32(6) Elect Reg 13 | Did the CEO record on all occasions the decision in the owners and occupiers register in accordance with Regulation 13 of the Local Government (Elections) Regulations 1997 and give written notice of the decision to the claimant without delay, for eligibility to enrol. | N/A | | Gary Martin |
| 7 | s4.35(2) | Did the CEO give written notice to the person before making a decision under subsection (1)(c) and allow 28 days for the person to make submissions on the matter. | N/A | | Gary Martin |
| 8 | s4.35(3) | Did the CEO, after making a decision under subsection (1)(c), give written notice of it to the person. | N/A | | Gary Martin |
| 9 | s4.35(5) | Did the CEO, on receipt of advice of the Electoral Commissioner's decision on an appeal, take any action necessary to give effect to that decision. | N/A | | Gary Martin |
| 10 | s4.35(6) | Did the CEO give written notice on all occasions to the person, where after considering submissions made under subsection 2, the CEO decided that the person was still eligible under s4.30 to be enrolled to vote at elections for the district or ward. | N/A | | Gary Martin |
| 11 | s4.35(7) | Did the CEO, on all occasions, record any decision under subsection (1) or (6) in the register referred to in section 4.32(6). | N/A | | Gary Martin |
| 12 | s4.39(2) | Did the CEO on or after the 70th day, but no later than the 56th day give statewide public notice of the time and date of the close of enrolments. | N/A | | Gary Martin |



| No | Reference | Question | Response | Comments | Respondent |
|----|-------------|--|----------|----------|-------------|
| 13 | s4.41(1) | Did the CEO prepare an owners and occupiers roll for the election on or before the 36th day before election day. | N/A | | Gary Martin |
| 14 | s4.41(2) | Did the CEO certify that the owners and occupiers roll included the names of all persons who were electors of the district or ward under s4.30 at the close of enrolments. | N/A | | Gary Martin |
| 15 | s4.43(1) | Where the CEO was returning officer (RO) and the rolls were not consolidated, did the RO delete the names of any person from the owners and occupiers roll whose name also appeared on the residents roll, on or before the 22nd day before election day. | N/A | | Gary Martin |
| 16 | s4.47(1) | Where the CEO was returning officer (RO), did the RO give statewide public notice calling for nominations of candidates for the election on or after the 56th day but no later than the 45th day before election day. | N/A | | Gary Martin |
| 17 | s4.47(2)(a) | Did the notice referred to in s4.47(1) calling for nominations specify the kind of election to be held and the vacancy or vacancies to be filled. | N/A | | Gary Martin |
| 18 | s4.47(2)(b) | Did the notice referred to in s4.47(1) calling for nominations specify the place where nominations may be delivered or sent. | N/A | | Gary Martin |
| 19 | s4.47(2)(c) | Did the notice referred to in s4.47(1) calling for nominations specify the period within which nominations have to be delivered or sent. | N/A | | Gary Martin |
| 20 | s4.47(2)(d) | Did the notice referred to in s4.47(1) calling for nominations specify any other arrangements made for the receipt by the returning officer of nominations. | N/A | | Gary Martin |
| 21 | s4.61(2) | Did the Council of the local government, where it decided to conduct the election as a postal election, make that decision by absolute majority. | N/A | | Gary Martin |
| 22 | s4.61(3) | Where a decision was made under s4.61(2) and a relevant declaration had not already been made, was that decision made prior to the 80th day before election day. | N/A | | Gary Martin |
| 23 | s4.64 | Where the CEO was returning officer (RO), did the RO give Statewide public notice (election notice) as soon as practicable after preparations for the election, but no later than on the 19th day before election day, in accordance with regulations that included details of how, when and where the election will be conducted and the names of the candidates. | N/A | | Gary Martin |



| No | Reference | Question | Response | Comments | Respondent |
|----|-------------------|--|----------|--|-------------|
| 24 | Elect Reg 7 | Did a person, before acting as an electoral officer, make the required declaration as stated in local government election regulation 7. | N/A | | Gary Martin |
| 25 | Elect Reg 8(2) | Where the CEO was returning officer (RO), did the RO prepare and adopt a Code of Conduct for the 2010 Extraordinary Elections. | N/A | | Gary Martin |
| 26 | Elect Reg 8(3) | Where the CEO was returning officer (RO), did the RO provide each electoral officer a copy or access to a copy of the electoral code of conduct for the 2010 Extraordinary Elections. | N/A | | Gary Martin |
| 27 | Elect Reg 13(1) | Has the relevant information as listed in Election Reg 13 been recorded in the owners and occupiers register. | N/A | | Gary Martin |
| 28 | Elect Reg 13(4) | Did the CEO amend the register from time to time to make sure that the information recorded in it is accurate. | N/A | | Gary Martin |
| 29 | Elect Reg 17 | Did the local government keep an enrolment eligibility claim form, if accepted, a copy of a notice of acceptance for 2 years after the claim and notice expired, and a copy of a notice of rejection for 2 years after the claim was rejected. | N/A | | Gary Martin |
| 30 | Elect Reg 26(4) | Did the CEO or an employee of the local government appointed as Returning Officer keep the deposit referred to in s4.49(d) separate from other money and credited to a fund of the local government. | N/A | | Gary Martin |
| 31 | Elect Reg 30G (1) | Did the CEO establish and maintain an electoral gift register and ensure that all 'disclosure of gifts' forms completed by candidates and received by the CEO were placed on the electoral gift register at the time of receipt by the CEO and in a manner that clearly identifies and distinguishes the candidates. | Yes | | Gary Martin |
| 32 | Elect Reg 30G(3) | Did the CEO remove any "disclosure of gifts" forms completed by unsuccessful candidates from the electoral gift register in accordance with the period under regulation 30C and retain those forms separately for a period of at least 2 years. | No | Gift Disclosures forms for unsuccessful candidate still in Register. | Gary Martin |
| 33 | Elect Reg 30H | Has the electoral gift register been kept at the appropriate local government offices. | Yes | | Gary Martin |
| 34 | Elect Reg 40 | Has a postal voters register been kept of electors whose applications are under regulation 37(1)(b) and are accepted under regulation 38(1), which contains the enrolment details of each elector included on it and any ward in respect of which the elector is registered. | Yes | | Gary Martin |



| No | Reference | Question | Response | Comments | Respondent |
|----|--------------|---|----------|----------|-------------|
| 35 | Elect Reg 81 | Was the report relating to an election under s4.79 provided to the Minister within 14 days after the declaration of the result of the election. | N/A | | Gary Martin |

Executive Functions

| No | Reference | Question | Response | Comments | Respondent |
|----|-------------|--|----------|----------|-------------|
| 1 | s3.18(3)(a) | Has the local government satisfied itself that the services and facilities that it provides ensure integration and co-ordination of services and facilities between governments. | Yes | | Gary Martin |
| 2 | s3.32(1) | Was a notice of intended entry given to the owner or occupier of the land, premises or thing that had been entered. | N/A | | Gary Martin |
| 3 | s3.50 | Did the local government close a thoroughfare wholly or partially for a period not exceeding 4 weeks under the guidelines of 3.50. | Yes | | Gary Martin |
| 4 | s3.18(3)(b) | Has the local government satisfied itself that the services and facilities that it provides avoid unnecessary duplication of services or competition particularly with the private sector. | Yes | | Gary Martin |
| 5 | s3.18(3)(c) | Has the local government satisfied itself that the services and facilities that it provides ensure services and facilities are properly managed. | Yes | | Gary Martin |
| 6 | s3.40A(1) | Where in the opinion of the local government a vehicle was an abandoned vehicle wreck, was it removed and impounded by an employee authorised (for that purpose) by the local government. | Yes | | Gary Martin |
| 7 | s3.40A(2) | Where the owner of the vehicle was identified within 7 days after its removal under s3.40A(1), did the local government give notice to that person advising that the vehicle may be collected from a place specified during such hours as are specified in the notice. | Yes | | Gary Martin |
| 8 | s3.40A(3) | Where notice was given under s3.40A (2) did it include a short statement of the effect of subsection (4)(b) and the effect of the relevant provisions of sections 3.46 and 3.47. | Yes | | Gary Martin |
| 9 | s3.51(3) | Did the local government give notice of what is proposed to be done giving details of the proposal and inviting submissions from any person who wishes to make a submission and allow a reasonable time for submissions to be made and consider any submissions made. | N/A | | Gary Martin |



| No | Reference | Question | Response | Comments | Respondent |
|----|-----------|---|----------|----------|-------------|
| 10 | s3.52(4) | Has the local government kept plans for the levels and alignments of public thoroughfares that are under its control or management, and made those plans available for public inspection. | Yes | | Gary Martin |
| 11 | s3.32(2) | Did the notice of intended entry specify the purpose for which the entry was required. | N/A | | Gary Martin |
| 12 | s3.32(3) | Was the notice of intended entry given not less than 24 hours before the power of entry was exercised. | N/A | | Gary Martin |

Finance

| No | Reference | Question | Response | Comments | Respondent |
|----|------------------------|--|----------|----------|-------------|
| 1 | s5.53, Admin Reg 19B | Has the local government prepared an annual report for the financial year ended 30 June 2010 that contained the prescribed information under the Act and Regulations. | Yes | | Gary Martin |
| 2 | s5.54(1), (2) | Was the annual report accepted by absolute majority by the local government by 31 December 2010. | Yes | | Gary Martin |
| 3 | s5.54(1), (2) | Where the Auditor's report was not available in time for acceptance by 31 December, was it accepted no more than two months after the Auditor's report was made available. | N/A | | Gary Martin |
| 4 | s5.55 | Did the CEO give local public notice of the availability of the annual report as soon as practicable after the local government accepted the report. | Yes | | Gary Martin |
| 5 | s5.56 Admin Reg 19C(2) | Has the local government made a plan for the future of its district in respect of the period specified in the plan (being at least 2 financial years). | Yes | | Gary Martin |
| 6 | Admin Reg 19D | After a plan for the future, or modifications to a plan were adopted under regulation 19C, did the local government give public notice in accordance with subsection (2). | N/A | | Gary Martin |
| 7 | s5.94, s5.95 | Did the local government allow any person attending the local government during office hours to inspect information, free of charge, listed in s5.94 of the Act and subject to s5.95 whether or not the information was current at the time of inspection. | Yes | | Gary Martin |
| 8 | s5.96 | Where a person inspected information under Part 5, Division 7 of the Act and requested a copy of that information, did the local government ensure that copies were available at a price that did not exceed the cost of providing those copies. | Yes | | Gary Martin |
| 9 | s5.98 Admin Reg 30 | Was the fee made available to elected members for attending meetings within the prescribed range. | N/A | | Gary Martin |



| No | Reference | Question | Response | Comments | Respondent |
|----|------------------------------|---|----------|----------|-------------|
| 10 | s5.98 Admin Reg 31 | Was the reimbursement of expenses to elected members within the prescribed ranges or as prescribed. | Yes | | Gary Martin |
| 11 | s5.98A Admin Reg 33A | Where a local government decided to pay the deputy mayor or the deputy president an allowance, was it resolved by absolute majority. | Yes | | Gary Martin |
| 12 | s5.98A Admin Reg 33A | Where a local government decided to pay the deputy mayor or the deputy president an allowance, was it up to (or below) the prescribed percentage of the annual local government allowance to which the mayor or president is entitled under section 5.98 (5). | Yes | | Gary Martin |
| 13 | s5.99 Admin Reg 34 | Where a local government decided to pay Council members an annual fee in lieu of fees for attending meetings, was it resolved by absolute majority. | Yes | | Gary Martin |
| 14 | s5.99 Admin Reg 34 | Where a local government decided to pay Council members an annual fee in lieu of fees for attending meetings, was it within the prescribed range. | Yes | | Gary Martin |
| 15 | s5.99A Admin Reg 34A, AA, AB | Where a local government decided to pay Council members an allowance instead of reimbursing telephone, facsimile machine rental charges and other telecommunication, information technology, travelling and accommodation expenses, was it resolved by absolute majority. | Yes | | Gary Martin |
| 16 | s5.99A Admin Reg 34A, AA, AB | Where a local government decided to pay Council members an allowance instead of reimbursing telephone, facsimile machine rental charges and other telecommunication, information technology, travelling and accommodation expenses, was it within the prescribed range. | Yes | | Gary Martin |
| 17 | s5.100 (1) | Did the local government pay a fee for attending committee meetings only to a committee member who was a council member. | N/A | | Gary Martin |
| 18 | s5.100 (2) | Where the local government decided to reimburse a committee member, who was not a council member or employee, for an expense incurred by the person in relation to a matter affecting the local government, was it within the prescribe range. | N/A | | Gary Martin |
| 19 | s6.8 | Was expenditure that the local government incurred from its municipal fund, but not included in its annual budget, authorised in advance on all occasions by absolute majority resolution. | Yes | | Gary Martin |
| 20 | s6.8(1)(c) | Did the Mayor or President authorise expenditure from the municipal fund in an emergency. (Please indicate circumstances in the "Comments" column) | N/A | | Gary Martin |



| No | Reference | Question | Response | Comments | Respondent |
|----|---------------------------|---|----------|---------------|-------------|
| 21 | s6.8 | In relation to expenditure that the local government incurred from its municipal fund that was authorised in advance by the mayor or president in an emergency, was it reported on all occasions to the next ordinary meeting of council. | N/A | | Gary Martin |
| 22 | s6.12, 6.13, 6.16 (1),(3) | Did Council at the time of adopting its budget, determine the granting of a discount or other incentive for early payment by absolute majority. | N/A | | Gary Martin |
| 23 | s6.12, 6.13, 6.16 (1),(3) | Did Council determine the setting of an interest rate on money owing to Council by absolute majority. | Yes | | Gary Martin |
| 24 | s6.12, 6.13, 6.16 (1),(3) | Did Council determine to impose or amend a fee or charge for any goods or services provided by the local government by absolute majority. (Note: this applies to money other than rates and service charges). | Yes | | Gary Martin |
| 25 | s6.17(3) | Were the fees or charges imposed for receiving an application for approval, granting an approval, making an inspection and issuing a licence, permit, authorisation or certificate, limited to the cost of providing the service or goods. | Yes | | Gary Martin |
| 26 | s6.17(3) | Were the fees or charges imposed for any other service prescribed in section 6.16 (2)(f), limited to the cost of providing the service or goods. | Yes | | Gary Martin |
| 27 | s6.19 | After the budget was adopted, did the local government give local public notice for all fees and charges stating its intention to introduce the proposed fees or charges and the date from which it proposed to introduce the fees or charges. | Yes | Food Act fees | Gary Martin |
| 28 | s6.20(2) FM Reg 20 | On each occasion where the local government exercised the power to borrow, was the Council decision to exercise that power by absolute majority (Only required where the details of the proposal were not included in the annual budget for that financial year). | N/A | | Gary Martin |
| 29 | S6.76(6) | Was the outcome of an objection under section 6.76(1) promptly conveyed to the person who made the objection including a statement of the local government's decision on the objection and its reasons for that decision. | Yes | | Gary Martin |
| 30 | FM Reg 5 | Has efficient systems and procedures been established by the CEO of a local government as listed in Finance Reg 5. | Yes | | Gary Martin |



| No | Reference | Question | Response | Comments | Respondent |
|----|----------------|--|----------|----------|-------------|
| 31 | FM Reg 6 | Has the local government ensured that an employee to whom is delegated responsibility for the day to day accounting or financial management operations of a local government is not also delegated the responsibility for conducting an internal audit or reviewing the discharge of duties by that employee. | Yes | | Gary Martin |
| 32 | s7.1A | Has the local government established an audit committee and appointed members by absolute majority in accordance with section 7.1A of the Act. | Yes | | Gary Martin |
| 33 | s7.1B | Where a local government determined to delegate to its audit committee any powers or duties under Part 7 of the Act, did it do so by absolute majority. | Yes | | Gary Martin |
| 34 | s7.3 | Was the person(s) appointed by the local government to be its auditor, a registered company auditor. | N/A | | Gary Martin |
| 35 | s7.3 | Was the person(s) appointed by the local government to be its auditor, an approved auditor. | N/A | | Gary Martin |
| 36 | s7.3 | Was the person or persons appointed by the local government to be its auditor, appointed by an absolute majority decision of Council. | N/A | | Gary Martin |
| 37 | s7.12A(3), (4) | Where the local government determined that matters raised in the auditor's report prepared under s7.9 (1) of the Act required action to be taken by the local government, was that action undertaken. | N/A | | Gary Martin |
| 38 | s7.12A(3), (4) | Where the local government determined that matters raised in the auditor's report (prepared under s7.9 (1) of the Act) required action to be taken by the local government, was a report prepared on any actions undertaken. | N/A | | Gary Martin |
| 39 | s7.12A(3), (4) | Where the local government determined that matters raised in the auditor's report (prepared under s7.9 (1) of the Act) required action to be taken by the local government, was a copy of the report forwarded to the Minister by the end of the financial year or 6 months after the last report prepared under s7.9 was received by the local government whichever was the latest in time. | N/A | | Gary Martin |
| 40 | Audit Reg 7 | Did the agreement between the local government and its auditor include the objectives of the audit. | N/A | | Gary Martin |
| 41 | Audit Reg 7 | Did the agreement between the local government and its auditor include the scope of the audit. | N/A | | Gary Martin |



| No | Reference | Question | Response | Comments | Respondent |
|----|-------------|---|----------|----------|-------------|
| 42 | Audit Reg 7 | Did the agreement between the local government and its auditor include a plan for the audit. | N/A | | Gary Martin |
| 43 | Audit Reg 7 | Did the agreement between the local government and its auditor include details of the remuneration and expenses to be paid to the auditor. | N/A | | Gary Martin |
| 44 | Audit Reg 7 | Did the agreement between the local government and its auditor include the method to be used by the local government to communicate with, and supply information to, the auditor. | N/A | | Gary Martin |

Local Government Employees

| No | Reference | Question | Response | Comments | Respondent |
|----|---------------------------------------|---|----------|----------|-------------|
| 1 | Admin Reg 18C | Did the local government approve the process to be used for the selection and appointment of the CEO before the position of CEO was advertised. | N/A | | Gary Martin |
| 2 | s5.36(4) s5.37(3) | Were all vacancies for the position of CEO and for designated senior employees advertised. | Yes | | Gary Martin |
| 3 | s5.36(4) s5.37(3) Admin Reg 18A(1) | Did the local government advertise for the position of CEO and for designated senior employees in a newspaper circulated generally throughout the State. | Yes | | Gary Martin |
| 4 | s5.36(4), 5.37(3), Admin Reg 18A | Did all advertisements for the position of CEO and for designated senior employees contain details of the remuneration and benefits offered. | Yes | | Gary Martin |
| 5 | s5.36(4), 5.37(3), Admin Reg 18A | Did all advertisements for the position of CEO and for designated senior employees contain details of the place where applications for the position were to be submitted. | Yes | | Gary Martin |
| 6 | s5.36(4), 5.37(3), Admin Reg 18A | Did all advertisements for the position of CEO and for designated senior employees detail the date and time for closing of applications. | Yes | | Gary Martin |
| 7 | s5.36(4), 5.37(3), Admin Reg 18A | Did all advertisements for the position of CEO and for designated senior employees indicate the duration of the proposed contract. | Yes | | Gary Martin |
| 8 | s5.36(4), 5.37(3), Admin Reg 18A | Did all advertisements for the position of CEO and for designated senior employees provide contact details of a person to contact for further information. | Yes | | Gary Martin |
| 9 | s5.37(2) | Did the CEO inform council of each proposal to employ or dismiss a designated senior employee. | N/A | | Gary Martin |



| No | Reference | Question | Response | Comments | Respondent |
|----|---------------------------|--|----------|----------|-------------|
| 10 | s5.38 | Was the performance of each employee, employed for a term of more than one year, (including the CEO and each senior employee), reviewed within the most recently completed 12 months of their term of employment. | Yes | | Gary Martin |
| 11 | Admin Reg 18D | Where Council considered the CEO's performance review did it decide to accept the review with or without modification (if Council did not accept the review, the preferred answer is N/A & refer Q12). | Yes | | Gary Martin |
| 12 | Admin Reg 18D | Where the Council considered the CEO's performance review, but decided not to accept the review, did it decide to reject the review (if Council accepted the review, the preferred answer is N/A refer Q11). | N/A | | Gary Martin |
| 13 | s5.39 | During the period covered by this Return, were written performance based contracts in place for the CEO and all designated senior employees who were employed since 1 July 1996. | Yes | | Gary Martin |
| 14 | s5.39 Admin Reg 18B | Does the contract for the CEO and all designated senior employees detail the maximum amount of money payable if the contract is terminated before the expiry date. This amount is the lesser of the value of one year's remuneration under the contract. | Yes | | Gary Martin |
| 15 | s5.39 Admin Reg 18B | Does the contract for the CEO and all designated senior employees detail the maximum amount of money payable if the contract is terminated before the expiry date and this amount is the lesser of the value of the remuneration they would be entitled to had the contract not been terminated. | Yes | | Gary Martin |
| 16 | s5.50(1) | Did Council adopt a policy relating to employees whose employment terminates, setting out the circumstances in which council would pay an additional amount to that which the employee is entitled under a contract or award. | Yes | | Gary Martin |
| 17 | s5.50(1) | Did Council adopt a policy relating to employees whose employment terminates, setting out the manner of assessment of an additional amount. | Yes | | Gary Martin |
| 18 | s5.50(2) | Did the local government give public notice on all occasions where council made a payment that was more than the additional amount set out in its policy. | N/A | | Gary Martin |
| 19 | s5.53(2)(g) Admin Reg 19B | For the purposes of section 5.53(2)(g) did the annual report of a local government for a financial year contain the number of employees of the local government entitled to an annual salary of \$100,000 or more. | Yes | | Gary Martin |



| No | Reference | Question | Response | Comments | Respondent |
|----|---------------------------|---|----------|----------|-------------|
| 20 | s5.53(2)(g) Admin Reg 19B | For the purposes of section 5.53(2)(g) did the annual report of a local government for a financial year contain the number of those employees with an annual salary entitlement that falls within each band of \$10,000 and over \$100,000. | Yes | | Gary Martin |
| 21 | Admin Reg 18F | Was the remuneration and other benefits paid to a CEO on appointment the same remuneration and benefits advertised for the position of CEO under section 5.36(4). | N/A | | Gary Martin |
| 22 | Admin Regs 18E | Did the local government ensure checks were carried out to confirm that the information in an application for employment was true (applicable to CEO only). | N/A | | Gary Martin |
| 23 | Admin Reg 33 | Was the allowance paid to the mayor or president for the purposes of s5.98 (5) within the prescribed range. | Yes | | Gary Martin |

Local Laws

| No | Reference | Question | Response | Comments | Respondent |
|----|--------------------|---|----------|---|-------------|
| 1 | s3.12(2) F&G Reg 3 | On each occasion that Council resolved to make a local law, did the person presiding at the Council meeting give notice of the purpose and effect of each proposed local law in the manner prescribed in Functions and General Regulation 3. | Yes | | Gary Martin |
| 2 | s3.12(4) | Have all Council's resolutions to make local laws been by absolute majority. | N/A | | Gary Martin |
| 3 | s3.12(4) | Have all Council's resolutions to make local laws been recorded as such in the minutes of the meeting. | N/A | | Gary Martin |
| 4 | s3.12(6) | After the local law was published in the Gazette, did the local government give local public notice summarising the purpose and effect of the local law and the day on which it came into operation. | N/A | | Gary Martin |
| 5 | s3.12(6) | After the local law was published in the Gazette, did the local government give local public notice advising that copies of the local law may be inspected or obtained from its office. | N/A | | Gary Martin |
| 6 | s3.16(1) | Have all reviews of local laws under section 3.16(1) of the Act been carried out within a period of 8 years. | No | Majority of Local Laws completed or underway. | Gary Martin |
| 7 | s3.16(1)(2) | If the local government carried out a review of a local law under section 3.16 of the Act, to determine whether or not the local law should be repealed or amended, did it give Statewide public notice stating that it intended to review the local law. | Yes | | Gary Martin |



| No | Reference | Question | Response | Comments | Respondent |
|----|-------------|--|----------|----------|-------------|
| 8 | s3.16(1)(2) | If the local government carried out a review of a local law under section 3.16 of the Act, to determine whether or not the local law should be repealed or amended, did it give Statewide public notice advising that a copy of the local law could be inspected or obtained at the place specified in the notice. | Yes | | Gary Martin |
| 9 | s3.16(1)(2) | If the local government carried out a review of a local law under section 3.16 of the Act, to determine whether or not the local law should be repealed or amended, did it give Statewide public notice detailing the closing date for submissions about the local law. | Yes | | Gary Martin |
| 10 | s3.16(3) | Did the local government (after the last day for submissions) prepare a report of the review and have it submitted to Council. | Yes | | Gary Martin |
| 11 | s3.16(4) | Was the decision to repeal or amend a local law determined by absolute majority on all occasions. | Yes | | Gary Martin |

Meeting Process

| No | Reference | Question | Response | Comments | Respondent |
|----|-------------|---|----------|----------|-------------|
| 1 | s2.25(1)(3) | Where Council granted leave to a member from attending 6 or less consecutive ordinary meetings of Council was it by Council resolution. | Yes | | Gary Martin |
| 2 | s2.25(1)(3) | Where Council granted leave to a member from attending 6 or less consecutive ordinary meetings of Council, was it recorded in the minutes of the meeting at which the leave was granted. | Yes | | Gary Martin |
| 3 | s2.25(3) | Where Council refused to grant leave to a member from attending 6 or less consecutive ordinary meetings of Council, was the reason for refusal recorded in the minutes of the meeting. | N/A | | Gary Martin |
| 4 | s2.25(2) | Was Ministerial approval sought (on all occasions) before leave of absence was granted to an elected member in respect of more than 6 consecutive ordinary meetings of council. | N/A | | Gary Martin |
| 5 | s5.4 | On all occasions when the mayor or president called an ordinary or special meeting of Council, was it done by notice to the CEO setting out the date and purpose of the proposed meeting; | Yes | | Gary Martin |
| 6 | s5.5 | On all occasions when councillors called an ordinary or special meeting of Council was it called by at least 1/3 (one third) of the councillors, by notice to the CEO setting out the date and purpose of the proposed meeting. | N/A | | Gary Martin |



| No | Reference | Question | Response | Comments | Respondent |
|----|-------------|--|----------|----------|-------------|
| 7 | s5.5(1) | Did the CEO give each council member at least 72 hours notice of the date, time, place and an agenda for each ordinary meeting of Council. | Yes | | Gary Martin |
| 8 | s5.5(2) | Did the CEO give each council member notice before the meeting, of the date, time, place and purpose of each special meeting of Council. | Yes | | Gary Martin |
| 9 | s5.7 | Did the local government seek approval (on each occasion as required) from the Minister or his delegate, for a reduction in the number of offices of member needed for a quorum at a Council meeting | N/A | | Gary Martin |
| 10 | s5.7 | Did the local government seek approval (on each occasion as required) from the Minister or his delegate, for a reduction in the number of offices of member required for absolute majorities. | N/A | | Gary Martin |
| 11 | s5.8 | Did the local government ensure all Council committees (during the review period) were established by an absolute majority. | Yes | | Gary Martin |
| 12 | s5.10(1)(a) | Did the local government ensure all members of Council committees, during the review period, were appointed by an absolute majority (other than those persons appointed in accordance with section 5.10 (1)(b)). | Yes | | Gary Martin |
| 13 | s5.10(2) | Was each Council member given their entitlement during the review period, to be appointed as a committee member of at least one committee, as referred to in section 5.9(2)(a) & (b) of the Act. | Yes | | Gary Martin |
| 14 | s5.12(1) | Were Presiding members of committees elected by the members of the committees (from amongst themselves) in accordance with Schedule 2.3, Division 1 of the Act. | Yes | | Gary Martin |
| 15 | s5.12(2) | Were Deputy presiding members of committees elected by the members of the committee (from amongst themselves) in accordance with Schedule 2.3 Division 2 of the Act. | Yes | | Gary Martin |
| 16 | s5.15 | Where the local government reduced a quorum of a committee meeting, was the decision made by absolute majority on each occasion. | N/A | | Gary Martin |
| 17 | s5.21 (4) | When requested by a member of Council or committee, did the person presiding at a meeting ensure an individual vote or the vote of all members present, were recorded in the minutes. | Yes | | Gary Martin |
| 18 | s5.22(1) | Did the person presiding at a meeting of a Council or a committee ensure minutes were kept of the meeting's proceedings. | Yes | | Gary Martin |



| No | Reference | Question | Response | Comments | Respondent |
|----|-------------------------|---|----------|----------|-------------|
| 19 | s5.22(2)(3) | Were the minutes of all Council and committee meetings submitted to the next ordinary meeting of Council or committee, as the case requires, for confirmation. | Yes | | Gary Martin |
| 20 | s5.22(2)(3) | Were the minutes of all Council and committee meetings signed to certify their confirmation by the person presiding at the meeting at which the minutes of Council or committee were confirmed. | Yes | | Gary Martin |
| 21 | s5.23 (1) | Were all council meetings open to members of the public (subject to section 5.23(2) of the Act). | Yes | | Gary Martin |
| 22 | s5.23 (1) | Were all meetings of committees to which a power or duty had been delegated open to members of the public (subject to section 5.23(2) of the Act). | Yes | | Gary Martin |
| 23 | s5.23(2)(3) | On all occasions, was the reason, or reasons, for closing any Council or committee meeting to members of the public, in accordance with the Act. | Yes | | Gary Martin |
| 24 | s5.23(2)(3) | On all occasions, was the reason, or reasons, for closing any Council or committee meeting to members of the public recorded in the minutes of that meeting. | Yes | | Gary Martin |
| 25 | s5.24 (1) Admin Reg 5&6 | Was a minimum time of 15 minutes allocated for questions to be raised by members of the public and responded to at every ordinary meeting of Council. | Yes | | Gary Martin |
| 26 | s5.24 (1) Admin Reg 5&6 | Was a minimum time of 15 minutes allocated for questions to be raised by members of the public and responded to at every special meeting of Council. | Yes | | Gary Martin |
| 27 | s5.24 (1) Admin Reg 5&6 | Was a minimum time of 15 minutes allocated for questions to be raised by members of the public and responded to at every meeting of a committee to which the local government has delegated a power or duty. | Yes | | Gary Martin |
| 28 | Admin Reg 8 | Was a period of 30 minutes allowed from the advertised commencement time before any Council or committee was adjourned due to the lack of a quorum. | N/A | | Gary Martin |
| 29 | Admin Reg 9 | Was voting at Council or committee meetings conducted so that no vote was secret. | Yes | | Gary Martin |
| 30 | Admin Reg 10(1) | Were all motions to revoke or change decisions at Council or committee meetings supported in the case where an attempt to revoke or change the decision had been made within the previous 3 months but failed, by an absolute majority. | N/A | | Gary Martin |



| No | Reference | Question | Response | Comments | Respondent |
|----|-----------------|---|----------|----------|-------------|
| 31 | Admin Reg 10(1) | Were all motions to revoke or change decisions at Council or committee meetings supported in any other case, by at least one third of the number of officers of member (whether vacant or not) of the Council or committee. | N/A | | Gary Martin |
| 32 | Admin Reg 10(2) | Were all decisions to revoke or change decisions made at Council or committee meetings made (in the case where the decision to be revoked or changed was required to be made by an absolute majority or by a special majority), by that kind of majority. | N/A | | Gary Martin |
| 33 | Admin Reg 10(2) | Were all decisions to revoke or change decisions made at Council or committee meetings made in any other case, by an absolute majority. | N/A | | Gary Martin |
| 34 | Admin Reg 11 | Did the contents of minutes of all Council or committee meetings include the names of members present at the meeting. | Yes | | Gary Martin |
| 35 | Admin Reg 11 | Did the contents of minutes of all Council or committee meetings include where a member entered or left the meeting, the time of entry or departure, as the case requires, in the chronological sequence of the business of the meeting. | Yes | | Gary Martin |
| 36 | Admin Reg 11 | Did the contents of minutes of all Council or committee meetings include details of each motion moved at the meeting, including details of the mover and outcome of the motion. | Yes | | Gary Martin |
| 37 | Admin Reg 11 | Did the contents of minutes of all Council or committee meetings include details of each decision made at the meeting. | Yes | | Gary Martin |
| 38 | Admin Reg 11 | Did the contents of the minutes of all Council or committee meetings include, where the decision was significantly different from written recommendation of a committee or officer, written reasons for varying that decision. | Yes | | Gary Martin |
| 39 | Admin Reg 11 | Did the contents of minutes of all Council or committee meetings include a summary of each question raised by members of the public and a summary of the response given. | Yes | | Gary Martin |
| 40 | Admin Reg 11 | Did the contents of minutes of all Council or committee meetings include in relation to each disclosure made under sections 5.65 or 5.70, where the extent of the interest has been disclosed, the extent of the interest. | Yes | | Gary Martin |
| 41 | Admin Reg 12(1) | Did the local government, at least once during the period covered by this return, give local public notice for the next twelve months of the date, time and place of ordinary Council meetings. | Yes | | Gary Martin |



| No | Reference | Question | Response | Comments | Respondent |
|----|------------------------|--|----------|----------|-------------|
| 42 | Admin Reg 12(1) | Did the local government, at least once during the period covered by this return, give local public notice for the next twelve months of the date, time and place of those committee meetings that were required under the Act to be open to the public or that were proposed to be open to the public. | Yes | | Gary Martin |
| 43 | Admin Reg 12(2) | Did the local government give local public notice of any changes to the dates, time or places referred to in the question above. | Yes | | Gary Martin |
| 44 | Admin Reg 12(3) (4) | In the CEO's opinion, where it was practicable, were all special meetings of Council (that were open to members of the public) advertised via local public notice. | Yes | | Gary Martin |
| 45 | Admin Reg 12(3) (4) | Did the notice referred to in the question above include details of the date, time, place and purpose of the special meeting. | Yes | | Gary Martin |
| 46 | Admin Reg 13 | Did the local government make available for public inspection unconfirmed minutes of all Council meetings within 10 business days after the Council meetings. | Yes | | Gary Martin |
| 47 | Admin Reg 13 | Did the local government make available for public inspection unconfirmed minutes of all committee meetings within 5 business days after the committee meetings. | Yes | | Gary Martin |
| 48 | Admin Reg 14(1) (2) | Were notice papers, agenda and other documents relating to any Council or committee meeting, (other than those referred to in Admin Reg 14(2)) made available for public inspection. | Yes | | Gary Martin |
| 49 | Admin Reg 14A | On all occasions where a person participated at a Council or committee meeting by means of instantaneous communication, (by means of audio, telephone or other instantaneous contact) as provided for in Administration Regulation 14A, did the Council approve of the arrangement by absolute majority. | N/A | | Gary Martin |
| 50 | Admin Reg 14A | On all occasions where a person participated at a Council or committee meeting by means of instantaneous communication, (as provided for in Administration Regulation 14A) was the person in a suitable place as defined in Administration Regulation 14A(4) | N/A | | Gary Martin |
| 51 | s5.27(2) | Was the annual general meeting of electors held within 56 days of the local government's acceptance of the annual report for the previous financial year. | Yes | | Gary Martin |



| No | Reference | Question | Response | Comments | Respondent |
|----|----------------------------|---|----------|----------|-------------|
| 52 | s5.29 | Did the CEO convene all electors' meetings by giving at least 14 days local public notice and each Council member at least 14 days notice of the date, time, place and purpose of the meeting. | Yes | | Gary Martin |
| 53 | s5.32 | Did the CEO ensure the minutes of all electors' meetings were kept and made available for public inspection before the Council meeting at which decisions made at the electors' meeting were first considered. | Yes | | Gary Martin |
| 54 | s5.33(1) | Were all decisions made at all electors' meetings considered at the next ordinary Council meeting, or, if not practicable, at the first ordinary Council meeting after that, or at a special meeting called for that purpose. | Yes | | Gary Martin |
| 55 | s5.33(2) | Were the reasons for Council decisions in response to decisions made at all electors' meetings recorded in the minutes of the appropriate Council meeting. | Yes | | Gary Martin |
| 56 | s5.103(3) Admin Reg 34B | Has the CEO kept a register of all notifiable gifts received by Council members and employees. | Yes | | Gary Martin |

Miscellaneous Provisions

| No | Reference | Question | Response | Comments | Respondent |
|----|-------------|---|----------|----------|-------------|
| 1 | s9.4 | Has each person who received an unfavourable decision from Council, or from an employee of the local government exercising delegated authority, (that is appealable under Part 9 of the Act) been informed of his or her right to object and appeal against the decision. | Yes | | Gary Martin |
| 2 | s9.29(2)(b) | On all occasions, were those employees who represented the local government in court proceedings, appointed in writing by the CEO. | N/A | | Gary Martin |
| 3 | s9.6(5) | Did the local government ensure that the person who made the objection was given notice in writing of how it has been decided to dispose of the objection and the reasons why. | Yes | | Gary Martin |



| Official Conduct | | | | | |
|-------------------------|--------------|--|----------|----------|-------------|
| No | Reference | Question | Response | Comments | Respondent |
| 1 | s5.120 | Where the CEO is not the complaints officer, has the local government designated a senior employee, as defined under s5.37, to be its complaints officer. | N/A | | Gary Martin |
| 2 | s5.121(1) | Has the complaints officer for the local government maintained a register of complaints which records all complaints that result in action under s5.110(6)(b) or (c). | Yes | | Gary Martin |
| 3 | s5.121(2)(a) | Does the complaints register maintained by the complaints officer include provision for recording of the name of the council member about whom the complaint is made. | Yes | | Gary Martin |
| 4 | s5.121(2)(b) | Does the complaints register maintained by the complaints officer include provision for recording the name of the person who makes the complaint. | Yes | | Gary Martin |
| 5 | s5.121(2)(c) | Does the complaints register maintained by the complaints officer include provision for recording a description of the minor breach that the standards panel finds has occurred. | Yes | | Gary Martin |
| 6 | s5.121(2)(d) | Does the complaints register maintained by the complaints officer include the provision to record details of the action taken under s5.110(6)(b) (c). | Yes | | Gary Martin |

| Swimming Pools | | | | | |
|-----------------------|-------------------------------------|---|----------|----------|-------------|
| No | Reference | Question | Response | Comments | Respondent |
| 1 | s245A(5)(aa) LG (MiscProv) Act 1960 | Have inspections of known private swimming pools, either been, or are proposed to be, carried out as required by section 245A(5)(aa) of the Local Government (Miscellaneous Provisions) Act 1960. | Yes | | Gary Martin |

| Tenders for Providing Goods and Services | | | | | |
|---|------------------|--|----------|----------|-------------|
| No | Reference | Question | Response | Comments | Respondent |
| 1 | s3.57 F&G Reg 11 | Did the local government invite tenders on all occasions (before entering into contracts for the supply of goods or services) where the consideration under the contract was, or was expected to be, worth more than the consideration stated in Regulation 11(1) of the Local Government (Functions & General) Regulations (Subject to Functions and General Regulation 11(2)). | Yes | | Gary Martin |



| No | Reference | Question | Response | Comments | Respondent |
|----|------------------|--|----------|--|-------------|
| 2 | F&G Reg 12 | Has the local government, as far as it is aware, only entered into a single contract rather than multiple contracts so as to avoid the requirements to call tenders in accordance with F&G Reg 11 (1). | Yes | | Gary Martin |
| 3 | F&G Reg 14(1) | Did the local government invite tenders via Statewide public notice. | Yes | | Gary Martin |
| 4 | F&G Reg 14(3) | Did all the local government's invitations to tender include a brief description of the goods and services required and contact details for a person from whom more detailed information could be obtained about the tender. | Yes | | Gary Martin |
| 5 | F&G Reg 14(3) | Did all the local government's invitations to tender include information as to where and how tenders could be submitted. | Yes | | Gary Martin |
| 6 | F&G Reg 14(3) | Did all the local government's invitations to tender include the date and time after which tenders would not be accepted. | Yes | | Gary Martin |
| 7 | F&G Reg 14(3)(4) | Did the local government ensure information was made available to all prospective tenderers concerning detailed specifications of the goods or services required. | Yes | | Gary Martin |
| 8 | F&G Reg 14(3)(4) | Did the local government ensure information was made available to all prospective tenderers of the criteria for deciding which tender would be accepted. | Yes | | Gary Martin |
| 9 | F&G Reg 14(3)(4) | Did the local government ensure information was made available to all prospective tenderers about whether or not the local government had decided to submit a tender. | Yes | | Gary Martin |
| 10 | F&G Reg 14(3)(4) | Did the local government ensure information was made available to all prospective tenderers on whether or not tenders were allowed to be submitted by facsimile or other electronic means and if so, how tenders were to be submitted. | Yes | Inconsistent detail concerning facsimile and email | Gary Martin |
| 11 | F&G Reg 14(3)(4) | Did the local government ensure all prospective tenderers had any other information that should be disclosed to those interested in submitting a tender. | Yes | | Gary Martin |
| 12 | F&G Reg 14(5) | If the local government sought to vary the information supplied to tenderers, was every reasonable step taken to give each person who sought copies of the tender documents or each acceptable tenderer, notice of the variation. | Yes | | Gary Martin |



| No | Reference | Question | Response | Comments | Respondent |
|----|------------------------|---|----------|----------|-------------|
| 13 | F&G Reg 15 | Following the publication of the notice inviting tenders, did the local government allow a minimum of 14 days for tenders to be submitted. | Yes | | Gary Martin |
| 14 | F&G Reg 16(1) | Did the local government ensure that tenders submitted, (including tenders submitted by facsimile or other electronic means) were held in safe custody. | Yes | | Gary Martin |
| 15 | F&G Reg 16(1) | Did the local government ensure that tenders submitted, (including tenders submitted by facsimile or other electronic means) remained confidential. | Yes | | Gary Martin |
| 16 | F&G Reg 16 (2)& (3)(a) | Did the local government ensure all tenders received were not opened, examined or assessed until after the time nominated for closure of tenders. | Yes | | Gary Martin |
| 17 | F&G Reg 16 (2)& (3)(a) | Did the local government ensure all tenders received were opened by one or more employees of the local government or a person authorised by the CEO. | Yes | | Gary Martin |
| 18 | F&G Reg 16 (3)(b) | Did the local government ensure members of the public were not excluded when tenders were opened. | Yes | | Gary Martin |
| 19 | F&G Reg 16 (3)(c) | Did the local government record all details of the tender (except the consideration sought) in the tender register immediately after opening. | Yes | | Gary Martin |
| 20 | F&G Reg 18(1) | Did the local government reject the tenders that were not submitted at the place, and within the time specified in the invitation to tender. | Yes | | Gary Martin |
| 21 | F&G Reg 18 (4) | In relation to the tenders that were not rejected, did the local government assess which tender to accept and which tender was most advantageous to the local government to accept, by means of written evaluation criteria. | Yes | | Gary Martin |
| 22 | F&G Reg 17 (2) & (3) | Does the local government's Tender Register include (for each invitation to tender) a brief description of the goods or services required. | Yes | | Gary Martin |
| 23 | F&G Reg 17 (2) & (3) | Does the local government's Tender Register include (for each invitation to tender) particulars of the decision made to invite tenders and if applicable the decision to seek expressions of interest under Regulation 21(1). | No | | Gary Martin |
| 24 | F&G Reg 17 (2) & (3) | Does the local government's Tender Register include (for each invitation to tender) particulars of any notice by which expressions of interest from prospective tenderers were sought and any person who submitted an expression of interest. | N/A | | Gary Martin |



| No | Reference | Question | Response | Comments | Respondent |
|----|----------------------|---|----------|----------|-------------|
| 25 | F&G Reg 17 (2) & (3) | Does the local government's Tender Register include (for each invitation to tender) any list of acceptable tenderers that was prepared under regulation 23(4) | N/A | | Gary Martin |
| 26 | F&G Reg 17 (2) & (3) | Does the local government's Tender Register include (for each invitation to tender) a copy of the notice of invitation to tender. | Yes | | Gary Martin |
| 27 | F&G Reg 17 (2) & (3) | Does the local government's Tender Register include (for each invitation to tender) the name of each tenderer whose tender was opened. | Yes | | Gary Martin |
| 28 | F&G Reg 17 (2) & (3) | Does the local government's Tender Register include (for each invitation to tender) the name of the successful tenderer. | Yes | | Gary Martin |
| 29 | F&G Reg 17 (2) & (3) | Does the local government's Tender Register include (for each invitation to tender) the amount of consideration or the summary of the amount of the consideration sought in the accepted tender. | No | | Gary Martin |
| 30 | F&G Reg 19 | Was each tenderer sent written notice advising particulars of the successful tender or advising that no tender was accepted. | Yes | | Gary Martin |
| 31 | F&G Reg 21(3) | On each occasion that the local government decided to invite prospective tenderers to submit an expression of interest for the supply of goods or services, did the local government issue a Statewide public notice. | N/A | | Gary Martin |
| 32 | F&G Reg 21(4) | Did all public notices inviting an expression of interest, include a brief description of the goods and services required. | N/A | | Gary Martin |
| 33 | F&G Reg 21(4) | Did all public notices inviting an expression of interest, include particulars of a person from whom more detailed information could be obtained. | N/A | | Gary Martin |
| 34 | F&G Reg 21(4) | Did all public notices inviting an expression of interest, include information as to where and how expressions of interest could be submitted. | N/A | | Gary Martin |
| 35 | F&G Reg 21(4) | Did all public notices inviting an expression of interest, include the date and time after which expressions of interest would not be accepted. | N/A | | Gary Martin |
| 36 | F&G Reg 22 | Following the publication of the notice inviting expressions of interest, did the local government allow a minimum of 14 days for the submission of expressions of interest. | N/A | | Gary Martin |




| No | Reference | Question | Response | Comments | Respondent |
|----|---------------|--|----------|----------|-------------|
| 37 | F&G Reg 23(1) | Did the local government reject the expressions of interest that were not submitted at the place and within the time specified in the notice. | N/A | | Gary Martin |
| 38 | F&G Reg 23(4) | After the local government considered expressions of interest, did the CEO list each person considered capable of satisfactorily supplying goods or services. | N/A | | Gary Martin |
| 39 | F&G Reg 24 | Was each person who submitted an expression of interest, given a notice in writing in accordance with Functions & General Regulation 24. | N/A | | Gary Martin |
| 40 | F&G Reg 24E | Where the local government gave a regional price preference in relation to a tender process, did the local government prepare a proposed regional price preference policy (only if a policy had not been previously adopted by Council). | N/A | | Gary Martin |
| 41 | F&G Reg 24E | Where the local government gave a regional price preference in relation to a tender process, did the local government give Statewide public notice of its intention to have a regional price preference policy and include in that notice the region to which the policy is to relate (only if a policy had not been previously adopted by Council). | N/A | | Gary Martin |
| 42 | F&G Reg 24E | Where the local government gave a regional price preference in relation to a tender process, did the local government include in the notice details of where a complete copy of the proposed policy may be obtained (only if a policy had not been previously adopted by Council). | N/A | | Gary Martin |
| 43 | F&G Reg 24E | Where the local government gave a regional price preference in relation to a tender process, did the local government include in the notice a statement inviting submissions commenting on the proposed policy, together with a closing date of not less than 4 weeks for those submissions (only if a policy had not been previously adopted by Council). | N/A | | Gary Martin |
| 44 | F&G Reg 24E | Where the local government gave a regional price preference in relation to a tender process, did the local government make a copy of the proposed regional price preference policy available for public inspection in accordance with the notice (only if a policy had not been previously adopted by Council). | N/A | | Gary Martin |



| No | Reference | Question | Response | Comments | Respondent |
|----|---------------------|---|----------|----------|-------------|
| 45 | F&G Reg 11A(1) | Has the local government prepared and adopted a purchasing policy in relation to contracts for other persons to supply goods or services where the consideration under the contract is, or is expected to be, \$100,000 or less or worth \$100,000 or less. | Yes | | Gary Martin |
| 46 | F&G Reg 11A(3)(a) | Did the purchasing policy that was prepared and adopted make provision in respect of the form of quotations acceptable. | Yes | | Gary Martin |
| 47 | F&G Reg 11A (3) (b) | Did the purchasing policy that was prepared and adopted make provision in respect to the recording and retention of written information, or documents for all quotations received and all purchases made. | Yes | | Gary Martin |

| | |
|----------------|--|
| CP09.11 | Monthly Financial Report – January 2011 |
|----------------|--|

| | |
|------------------|---------------|
| Committee | 8 March 2011 |
| Council | 22 March 2011 |

| | |
|-------------------------------|---|
| Applicant | City of Nedlands |
| Owner | City of Nedlands |
| Officer | Rajah Senathirajah – Manager Finance |
| Director | Michael Cole – Director Corporate Service |
| Director Signature |  |
| File ref. | Fin/072-16 |
| Previous Item No's | Nil |
| Disclosure of Interest | No officer involved in the preparation of this report had any interest which required it to be declared in accordance with the provisions of the Local Government Act (1995). |

Purpose

Administration is required to provide Council with a monthly financial report in accordance with Regulation 34(1) of the Local Government (Financial Management) Regulations 1996.

Recommendation to Committee

Council receives the Monthly Financial Report for January 2011.

Strategic Plan

KFA 5: Governance

5.6 – Ensure compliance with statutory requirements and guidelines.

This report will ensure the City meets its statutory requirements.

Background

Regulation 34(1) of the Local Government (Financial Management) Regulations 1996 requires a local government to prepare a monthly statement of financial activity reporting on the revenue and expenditure, as set out in the annual budget.

A statement of financial activity and any accompanying documents are to be presented to the Council at the next ordinary meeting of the Council following the end of the month to which the statement relates, or to the next ordinary meeting of the council after that meeting.

In addition to the above and in accordance with Regulation 34(5) of the Local Government (Financial Management) Regulations 1996, each year Council is required to adopt a percentage or value to be used in the reporting of material variances. For this financial year the amount is \$10,000 or 10% whichever is the greater.

Proposal Detail

Not applicable.

Consultation

Required by legislation: Yes No
Required by City of Nedlands policy: Yes No

Legislation

The monthly financial management report meets the requirements of Regulation 34(1) and 34(5) of the Local Government (Financial Management) Regulations 1996.

Budget/Financial Implications

As outlined in the Monthly Financial Report.

Risk Management

The monthly financial variance from the budget of each business unit is reviewed with the respective manager to identify the need for any remedial action. Significant variances are highlighted to Council in the Monthly Financial Report.

Discussion

This report covers the first seven months of the 2010/11 Financial Year.

The operating revenue for the period was \$22.88 million, which is approximately 99% of the adopted 2010/11 Budget. Following the adoption of the Budget in June 2010, rates and sanitation services charges were levied and these form the bulk of the revenue, together with fees and charges.

The total operating expenses for the seven months, based on invoices received and processed as at the end of January, was \$14.50 million. This is approximately 61% of the annual Budget, and reflects that overall expenses are higher than the pro-rata Budget. This is due to the higher depreciation charges resulting from the revaluation of roads.

The attached operating statement compares "Actual" with "Budget" by Business Units.

Variations from the Budget of revenue and expenses by Directorates are highlighted in the following paragraphs.

It is to be noted that a comprehensive Mid-Year Review of the financial performance of the City compared to the adopted Budget has been completed. The ensuing report to Council will identify any trends as well as recommend appropriate amendments to the adopted Budget.

Governance

Expenditure: Unfavourable variance of \$ 67,088
Revenue: Favourable variance of \$ 6,319

The unfavourable expenditure variance is due to timing differences between the actual expenses and budget profiling, and marginal increase in employee costs.

Corporate Services

Expenditure: Favourable variance of \$ 227,078
Revenue: Favourable variance of \$ 606,943

The favourable expenses variance is due to timing differences in the payment of professional fees for audit and valuation services as well as the interest on loans. Some projects have also been delayed due to resource constraints.

Early adoption of the Budget, leading in turn to the early receipt of rates payments, has resulted in the City receiving higher than budgeted interest income from the investment of funds surplus to the immediate needs of the City. The partial recovery of merchant fees on credit card payments is another contributing factor to the favourable variance, as is the increased revenue from Interim Rates.

Community and Strategy

Expenditure: Favourable variance of \$ 158,427
Revenue: Favourable variance of \$ 161,483

The delay in commencing some of the Youth Development and Communications projects, and declining response for HACC services (seasonal) are the main factors for the favourable expenses variance.

The favourable revenue variance is due primarily to the receipt of the third quarter's HACC grant, as well as the increased revenue from sale of art works at Tresillian exhibitions.

Development Services

Expenditure: Favourable variance of \$ 493,172
Revenue: Favourable variance of \$ 353,963

The delay in receiving and processing of invoices from sanitation service contractors continues to show an exaggerated favourable expenses variance for this Directorate. The timing of projects in Natural Areas, which are seasonal, also contributed to the favourable expenses variance.

Building Permits and Development Application levies have been better than expected, and have contributed to the favourable revenue variance. The bulk of the favourable variance is due to the levies for the provision of sanitation services to the commercial / industrial properties in the City.

Technical Services

Expenditure: Unfavourable variance of \$ 1,326,780
(Excluding infrastructure depreciation, favourable variance of \$10,315.)
Revenue: Favourable variance of \$ 13,237

The higher depreciation charges on infrastructure assets are the main reason for the unfavourable expenditure variance. Revaluation of roads and drainages influence the higher depreciation charges and the budget for these will be adjusted following the Mid-Year Budget review. However, the overall cash position will not be affected as this is a non-cash item.

The small favourable revenue variance is due to the increased number of reinstatements carried out.

Capital Works Programme

Work on capital infrastructure projects are behind schedule due to the need for extensive community consultation. Capital Works completed as at the end of January was \$2.51 million, with another \$1.44 million committed. Management is confident that most of the projects will be completed within this financial year. However, due to community consultation, WAMR approval and revised Blackspot funding/approvals some major road projects will be carried over. i.e. Stirling Highway/Broadway intersection, Railway Rd/Loch Rd Blackspot and pedestrian signals, Bruce St/Elizabeth St and Elizabeth St/Tyrell St intersections, and Adams Rd, together totalling \$722,000.

Grants for capital works received as at the end of January amounted to \$526,000, with the Budget for the year being \$1.14million. The receipt of grants is generally linked to the physical progress of the associated projects.

Net Current Assets

Net Current Assets as at 31 January 2011 was \$15.29 million, of which \$4.02 million were restricted funds. This compares with Net Current Assets of \$16.57 million at the end of the previous month. This gradual decline is to be expected, as the resources are utilised for the provision of services and the completion of the Capital Works Program.

Conclusion

The financial statements for the seven months indicate that operating expenses, excluding depreciation charges, are slightly under the pro-rata Budget. This is due to the timing issue between the purchases of services/materials and the processing of the related invoices, as well as delay in the commencement of some projects. The statements also illustrate that the annual rates and sanitation revenues have been levied, and that the other revenues are in line with Budget.

Attachments

1. Operating Expenses & Revenue YTD to 31 January 2011
2. Net Current Assets as at 31 January 2011
3. Capital Works 2010/2011 as at 31 January 2011

CITY OF NEDLANDS
OPERATING EXPENSES & REVENUE - BY BUSINESS UNITS
AS AT 31 JANUARY 2011

| | | YTD ACTUAL \$ | YTD BUDGET \$ | YTD VARIANCE \$ | ANNUAL BUDGET \$ | BALANCE AVAILABLE \$ |
|------------------------------|-----------------------------------|---------------------|------------------|-----------------------|------------------------|----------------------------|
| Governance | | | | | | |
| Expenses | | | | | | |
| 20420 | Salaries - Governance | 337,572 | 313,829 | -23,743 | 543,800 | 206,228 |
| 20421 | Other Employee Costs - Governance | 109,238 | 105,231 | -4,007 | 180,400 | 70,649 |
| 20423 | Office - Governance | 24,997 | 2,912 | -22,085 | 5,000 | -21,850 |
| 20424 | Motor Vehicles - Governance | 7,271 | 10,031 | 2,760 | 17,200 | 9,929 |
| 20425 | Depreciation - Governance | 25,831 | 18,669 | -7,162 | 32,000 | 6,169 |
| 20427 | Finance - Governance | 85,867 | 85,869 | 2 | 147,200 | 61,333 |
| 20428 | Insurance - Governance | 56,396 | 66,000 | 9,604 | 66,000 | 9,604 |
| 20430 | Other - Governance | 48,139 | 29,169 | -18,970 | 50,000 | 1,861 |
| 20434 | Professional Fees - Governance | 18,778 | 11,662 | -7,116 | 20,000 | -1,960 |
| Expenses Total | | 714,089 | 643,372 | -70,717 | 1,061,600 | 341,964 |
| Revenue | | | | | | |
| 50410 | Sundry Income - Governance | -9,238 | -2,919 | 6,319 | -5,000 | 4,238 |
| Revenue Total | | -9,238 | -2,919 | 6,319 | -5,000 | 4,238 |
| 0 Total | | 704,850 | 640,453 | -64,397 | 1,056,600 | 346,202 |
| Total | | 704,850 | 640,453 | -64,397 | 1,056,600 | 346,202 |
| Governance Total | | 704,850 | 640,453 | -64,397 | 1,056,600 | 346,202 |
| Human Resources | | | | | | |
| Expenses | | | | | | |
| 20520 | Salaries - HR | 108,243 | 104,412 | -3,831 | 180,900 | 72,657 |
| 20521 | Other Employee Costs - HR | 60,711 | 66,838 | 6,127 | 93,500 | 28,011 |
| 20522 | Staff Recruitment - HR | 48,365 | 44,831 | -3,534 | 60,000 | -5,915 |
| 20523 | Office - HR | 14,680 | 17,038 | 2,358 | 17,800 | 3,023 |
| 20524 | Motor Vehicles - HR | 6,531 | 5,831 | -700 | 10,000 | 3,469 |
| 20525 | Depreciation - HR | 627 | 700 | 73 | 1,200 | 573 |
| 20527 | Finance - HR | -173,075 | -173,075 | 0 | -296,700 | -123,625 |
| 20530 | Other - HR | 0 | 6,056 | 6,056 | 10,300 | 10,300 |
| 20534 | Professional Fees - HR | 5,925 | 1,875 | -4,050 | 2,500 | -5,243 |
| 20550 | Special Projects - HR | 0 | 5,831 | 5,831 | 10,000 | 10,000 |
| Expenses Total | | 72,007 | 80,337 | 8,330 | 89,500 | -6,749 |
| 0 Total | | 72,007 | 80,337 | 8,330 | 89,500 | -6,749 |
| Total | | 72,007 | 80,337 | 8,330 | 89,500 | -6,749 |
| Human Resources Total | | 72,007 | 80,337 | 8,330 | 89,500 | -6,749 |
| Members Of Council | | | | | | |
| Expenses | | | | | | |

| | | | | | | |
|--------------------------|---|----------|----------|---------|-----------|----------|
| 20323 | Office - MOC | 10,328 | 1,456 | -8,872 | 2,500 | -8,692 |
| 20325 | Depreciation - MOC | 123 | 119 | -4 | 200 | 77 |
| 20329 | Members of Council - MOC | 132,516 | 134,126 | 1,610 | 214,200 | 81,684 |
| 20330 | Other - MOC | 569 | 4,669 | 4,100 | 8,000 | 7,431 |
| 20334 | Professional Fees - MOC | 1,535 | 0 | -1,535 | 0 | -1,535 |
| Expenses Total | | 145,071 | 140,370 | -4,701 | 224,900 | 78,964 |
| 0 Total | | 145,071 | 140,370 | -4,701 | 224,900 | 78,964 |
| Total | | 145,071 | 140,370 | -4,701 | 224,900 | 78,964 |
| Members Of Council Total | | 145,071 | 140,370 | -4,701 | 224,900 | 78,964 |
| Governance Total | | 921,928 | 861,160 | -60,768 | 1,371,000 | 418,417 |
| | | 921,928 | 861,160 | -60,768 | 1,371,000 | 418,417 |
| Corporate Services | | | | | | |
| Corporate Services | | | | | | |
| Corporate Services | | | | | | |
| ## | | | | | | |
| Expenses | | | | | | |
| 21220 | Salaries - Corporate Services | 42,936 | 38,658 | -4,278 | 67,000 | 24,064 |
| 21221 | Other Employee Costs - Corporate Services | 17,909 | 13,306 | -4,603 | 21,000 | 3,091 |
| 21223 | Office Corporate Service | 101 | 375 | 274 | 400 | 299 |
| 21224 | Motor Vehicles - Corporate Service | 5,063 | 7,700 | 2,637 | 13,200 | 8,137 |
| 21235 | ICT Expenses - Corporate Service | 85,275 | 119,650 | 34,375 | 204,600 | 84,025 |
| 21250 | Special Projects - Corporate Service | 20,103 | 37,905 | 17,802 | 65,000 | 32,057 |
| Expenses Total | | 171,387 | 217,594 | 46,207 | 371,200 | 151,674 |
| 801 Total | | 171,387 | 217,594 | 46,207 | 371,200 | 151,674 |
| Corporate Services Total | | 171,387 | 217,594 | 46,207 | 371,200 | 151,674 |
| Customer Services | | | | | | |
| ## | | | | | | |
| Expenses | | | | | | |
| 21320 | Salaries - Customer Service | 113,884 | 107,980 | -5,904 | 186,900 | 73,016 |
| 21321 | Other Employee Costs - Customer Service | 14,900 | 21,703 | 6,803 | 36,600 | 21,700 |
| 21323 | Office - Customer Service | 1,559 | 7,000 | 5,441 | 12,000 | 8,781 |
| 21325 | Depreciation - Customer Service | 158 | 175 | 18 | 300 | 143 |
| 21327 | Finance - Customer Service | -127,517 | -127,806 | -289 | -219,100 | -91,583 |
| 21330 | Other - Customer Service | 855 | 1,100 | 245 | 2,100 | 1,245 |
| Expenses Total | | 3,839 | 10,152 | 6,313 | 18,800 | 13,301 |
| 804 Total | | 3,839 | 10,152 | 6,313 | 18,800 | 13,301 |
| Customer Services Total | | 3,839 | 10,152 | 6,313 | 18,800 | 13,301 |
| ICT | | | | | | |
| ## | | | | | | |
| Expenses | | | | | | |
| 21720 | Salaries - ICT | 83,645 | 74,986 | -8,659 | 129,900 | 46,255 |
| 21721 | Other Employee Costs - ICT | 11,180 | 21,875 | 10,695 | 27,500 | 16,320 |
| 21723 | Office - ICT | 2,440 | 2,975 | 535 | 5,100 | 2,558 |
| 21725 | Depreciation - ICT | 102,021 | 107,919 | 5,898 | 185,000 | 82,979 |
| 21727 | Finance - ICT | -509,425 | -509,427 | -2 | -873,300 | -363,875 |

| | | | | | | |
|-----------------------|--|----------|----------|--------|----------|----------|
| 21730 | Other - ICT | 0 | 581 | 581 | 1,000 | 256 |
| 21735 | ICT Expenses - ICT | 171,857 | 164,869 | -6,988 | 265,200 | -46,674 |
| 21749 | Loss On Sale of Fixed Assets - ICT | 0 | 5,250 | 5,250 | 9,000 | 9,000 |
| Expenses Total | | -138,284 | -130,972 | 7,312 | -250,600 | -253,180 |
| 802 Total | | -138,284 | -130,972 | 7,312 | -250,600 | -253,180 |
| ICT Total | | -138,284 | -130,972 | 7,312 | -250,600 | -253,180 |
| Ranger Services | | | | | | |
| ## | | | | | | |
| Expenses | | | | | | |
| 21120 | Salaries - Ranger Services | 220,021 | 224,241 | 4,220 | 388,200 | 168,179 |
| 21121 | Other Employee Costs - Ranger Services | 36,412 | 35,300 | -1,112 | 53,300 | 11,199 |
| 21123 | Office - Ranger Services | 9,802 | 12,432 | 2,630 | 20,100 | 8,276 |
| 21124 | Motor Vehicles - Ranger Services | 21,801 | 44,919 | 23,118 | 77,000 | 55,199 |
| 21125 | Depreciation - Ranger Services | 19,983 | 19,831 | -152 | 34,000 | 14,017 |
| 21127 | Finance - Ranger Services | 102,274 | 102,956 | 682 | 176,500 | 74,226 |
| 21130 | Other - Ranger Services | 56,497 | 62,132 | 5,635 | 76,500 | 10,721 |
| 21134 | Professional Fees - Ranger Services | 0 | 2,919 | 2,919 | 5,000 | 5,000 |
| 21135 | ICT Expenses - Ranger Services | 0 | 0 | 0 | 0 | -3,337 |
| 21137 | Donations - Ranger Services | 1,500 | 1,500 | 0 | 1,500 | 0 |
| 21149 | Loss On Sale of Fixed Assets - Ranger Services | 751 | 0 | -751 | 0 | -751 |
| 21150 | Special Projects - Ranger Services | 6,480 | 0 | -6,480 | 0 | -12,771 |
| Expenses Total | | 475,523 | 506,230 | 30,707 | 832,100 | 329,957 |
| Revenue | | | | | | |
| 51101 | Fees & Charges - Ranger Services | -23,275 | -26,838 | -3,563 | -31,000 | -7,725 |
| 51106 | Contrib'n Reim & Donations Oper - Rangers Services | -17,222 | 0 | 17,222 | 0 | 17,222 |
| 51110 | Sundry Income - Ranger Services | -82 | -581 | -499 | -1,000 | -918 |
| 51111 | Fines & Penalties - Rangers Services | -109,387 | -89,425 | 19,962 | -148,800 | -39,413 |
| Revenue Total | | -149,966 | -116,844 | 33,122 | -180,800 | -30,834 |
| 803 Total | | 325,557 | 389,386 | 63,829 | 651,300 | 299,123 |
| Ranger Services Total | | 325,557 | 389,386 | 63,829 | 651,300 | 299,123 |
| Records | | | | | | |
| ## | | | | | | |
| Expenses | | | | | | |
| 22020 | Salaries - Records | 87,594 | 82,796 | -4,798 | 143,400 | 55,806 |
| 22021 | Other Employee Costs - Records | 18,669 | 21,026 | 2,357 | 34,900 | 16,231 |
| 22023 | Office - Records | 21,474 | 25,175 | 3,701 | 51,300 | 15,775 |
| 22025 | Depreciation - Records | 158 | 175 | 18 | 300 | 143 |
| 22027 | Finance - Records | -139,067 | -139,069 | -2 | -238,400 | -99,333 |
| 22030 | Other - Records | 11,375 | 16,750 | 5,375 | 25,000 | 5,445 |
| 22034 | Professional Fees - Records | 2,703 | 0 | -2,703 | 0 | -2,703 |
| 22050 | Special Projects - Records | 0 | 7,119 | 7,119 | 12,200 | 12,200 |
| Expenses Total | | 2,904 | 13,972 | 11,068 | 28,700 | 3,564 |
| Revenue | | | | | | |
| 52001 | Fees & Charges - Records | 1,258 | -875 | -2,133 | -1,500 | -2,758 |

| | | | | | | |
|---------------------------------|---|-----------------|-----------------|----------------|-----------------|-----------------|
| Revenue Total | | 1,258 | -875 | -2,133 | -1,500 | -2,758 |
| 805 Total | | 4,162 | 13,097 | 8,935 | 27,200 | 806 |
| Records Total | | 4,162 | 13,097 | 8,935 | 27,200 | 806 |
| Corporate Services Total | | 366,661 | 499,257 | 132,596 | 817,900 | 211,724 |
| Finance | | | | | | |
| General Finance | | | | | | |
| ## | | | | | | |
| Expenses | | | | | | |
| 21420 | Salaries - Finance | 282,283 | 293,331 | 11,048 | 508,000 | 225,717 |
| 21421 | Other Employee Costs - Finance | 54,422 | 40,700 | -13,722 | 68,200 | 12,933 |
| 21423 | Office - Finance | 82,432 | 91,057 | 8,625 | 154,300 | -19,088 |
| 21424 | Motor Vehicles - Finance | 11,849 | 13,706 | 1,857 | 23,500 | 11,651 |
| 21425 | Depreciation - Finance | 4,757 | 4,956 | 199 | 8,500 | 3,743 |
| 21426 | Utility - Finance | 4,018 | 3,150 | -868 | 3,800 | -218 |
| 21427 | Finance - Finance | -693,596 | -686,709 | 6,887 | -1,177,200 | -493,429 |
| 21428 | Insurance - Finance | 4,338 | 7,644 | 3,306 | 13,100 | 8,762 |
| 21430 | Other - Finance | 513 | 1,332 | 819 | 2,000 | 603 |
| 21434 | Professional Fees - Finance | 29,365 | 46,500 | 17,135 | 77,000 | 33,412 |
| 21435 | ICT Expenses - Finance | 2,517 | 3,000 | 483 | 15,000 | 4,475 |
| 21450 | Special Projects - Finance | 0 | 17,500 | 17,500 | 30,000 | 30,000 |
| Expenses Total | | -217,102 | -163,833 | 53,269 | -273,800 | -181,437 |
| Revenue | | | | | | |
| 51401 | Fees & Charges - Finance | -34,846 | -20,750 | 14,096 | -27,000 | 7,846 |
| 51410 | Sundry Income - Finance | -82,018 | -20,294 | 61,724 | -20,500 | 61,518 |
| Revenue Total | | -116,864 | -41,044 | 75,820 | -47,500 | 69,364 |
| 807 Total | | -333,966 | -204,877 | 129,089 | -321,300 | -112,073 |
| General Finance Total | | -333,966 | -204,877 | 129,089 | -321,300 | -112,073 |
| General Purpose | | | | | | |
| ## | | | | | | |
| Expenses | | | | | | |
| 21627 | Finance - General Purpose | 893 | 0 | -893 | 0 | -893 |
| 21631 | Interest - General Purpose | 112,513 | 156,730 | 44,217 | 268,700 | 156,187 |
| Expenses Total | | 113,407 | 156,730 | 43,323 | 268,700 | 155,293 |
| Revenue | | | | | | |
| 51602 | Service Charges - General Purpose | -450 | 0 | 450 | 0 | 450 |
| 51604 | Grants Operating - General Purpose | -269,150 | -270,750 | -1,601 | -541,500 | -272,351 |
| 51606 | Contrib'n Reim & Donations Oper - General Purpose | -47,482 | -30,000 | 17,482 | -40,000 | 7,482 |
| 51607 | Interest - General Purpose | -554,410 | -332,500 | 221,910 | -570,000 | -15,590 |
| Revenue Total | | -871,492 | -633,250 | 238,242 | -1,151,500 | -280,008 |
| 808 Total | | -758,085 | -476,520 | 281,565 | -882,800 | -124,715 |
| General Purpose Total | | -758,085 | -476,520 | 281,565 | -882,800 | -124,715 |
| Rates | | | | | | |
| ## | | | | | | |
| Expenses | | | | | | |
| 21920 | Salaries - Rates | 35,299 | 31,630 | -3,669 | 54,800 | 19,501 |
| 21921 | Other Employee Costs - Rates | 0 | 2,856 | 2,856 | 4,900 | 4,900 |

| | | | | | | |
|--------------------------|--|-------------|-------------|---------|-------------|---------|
| 21927 | Finance - Rates | 159,425 | 150,150 | -9,275 | 257,400 | 97,975 |
| 21930 | Other - Rates | 25,961 | 21,250 | -4,711 | 25,000 | -961 |
| 21934 | Professional Fees - Rates | 1,678 | 834 | -844 | 103,000 | 101,322 |
| Expenses Total | | 222,363 | 206,720 | -15,643 | 445,100 | 222,737 |
| Revenue | | | | | | |
| 51908 | Rates - Rates | -15,608,723 | -15,336,831 | 271,892 | -15,309,000 | 287,435 |
| Revenue Total | | -15,608,723 | -15,336,831 | 271,892 | -15,309,000 | 287,435 |
| 806 Total | | -15,386,360 | -15,130,111 | 256,249 | -14,863,900 | 510,172 |
| Rates Total | | -15,386,360 | -15,130,111 | 256,249 | -14,863,900 | 510,172 |
| Shared Services | | | | | | |
| ## | | | | | | |
| Expenses | | | | | | |
| 21523 | Office - Shared Services | 16,233 | 36,456 | 20,223 | 62,500 | 41,474 |
| 21534 | Professional Fees - Shared Services | 0 | 27,500 | 27,500 | 40,000 | 40,000 |
| 21535 | Finance - Shared Services 2 | 0 | 581 | 581 | 1,000 | 1,000 |
| 21540 | Major Incident Expenses | 3,782 | 0 | -3,782 | 0 | -7,448 |
| Expenses Total | | 20,015 | 64,537 | 44,522 | 103,500 | 75,026 |
| 851 Total | | 20,015 | 64,537 | 44,522 | 103,500 | 75,026 |
| Shared Services Total | | 20,015 | 64,537 | 44,522 | 103,500 | 75,026 |
| Finance Total | | -16,458,396 | -15,746,971 | 711,425 | -15,964,500 | 348,411 |
| Corporate Services Total | | -16,091,736 | -15,247,714 | 844,022 | -15,146,600 | 560,135 |
| | | -16,091,736 | -15,247,714 | 844,022 | -15,146,600 | 560,135 |
| Community Services | | | | | | |
| Community Development | | | | | | |
| Community Development | | | | | | |
| ## | | | | | | |
| Expenses | | | | | | |
| 28120 | Salaries - Community Development | 165,543 | 138,740 | -26,803 | 240,400 | 74,857 |
| 28121 | Other Employee Costs - Community Development | 13,929 | 15,475 | 1,546 | 26,600 | 12,090 |
| 28123 | Office - Community Development | 1,551 | 1,000 | -551 | 1,000 | -955 |
| 28125 | Depreciation - Community Development | 4,828 | 5,306 | 478 | 9,100 | 4,272 |
| 28127 | Finance - Community Development | 45,733 | 45,731 | -2 | 78,400 | 32,667 |
| 28130 | Other - Community Development | 565 | 4,331 | 3,766 | 7,000 | 5,765 |
| 28137 | Donations - Community Development | 61,192 | 143,494 | 82,302 | 149,700 | 88,508 |
| 28151 | Operational Activities - Community Development | 90,674 | 97,457 | 6,783 | 135,800 | 2,147 |
| 29320 | Salaries - Volunteer Services VRC | 27,966 | 23,363 | -4,603 | 40,500 | 12,534 |
| 29321 | Other Employee Cost - Volunteer Services VRC | 355 | 2,625 | 2,270 | 4,500 | 3,699 |
| 29323 | Office - Volunteer Services VRC | 1,176 | 2,706 | 1,530 | 3,600 | -335 |
| 29325 | Depreciation - Volunteer Services VRC | 0 | 119 | 119 | 200 | 200 |
| 29327 | Finance - Volunteer Services VRC | 7,875 | 7,875 | 0 | 13,500 | 5,625 |
| 29328 | Insurance - Volunteer Services VRC | 0 | 700 | 700 | 700 | 700 |
| 29330 | Other - Volunteer Services VRC | -310 | 1,800 | 2,110 | 2,300 | 1,702 |
| 29335 | ICT Expenses - Volunteer Services VRC | 279 | 300 | 21 | 300 | 21 |
| 28152 | Community Visioning | 1,874 | 0 | -1,874 | 0 | -3,354 |

| | | | | | | |
|-----------------------------|--|----------|----------|---------|----------|---------|
| Expenses Total | | 423,230 | 491,022 | 67,792 | 713,600 | 240,142 |
| Revenue | | | | | | |
| 58101 | Fees & Charges - Community Development | -971 | 0 | 971 | 0 | 971 |
| 58104 | Grants Operating - Community Development | -24,741 | -59,910 | -35,169 | -70,500 | -45,759 |
| 58110 | Sundry Income - Community Development | -2,248 | -1,000 | 1,248 | -1,000 | 1,248 |
| 59304 | Grants Operating - Volunteer Services VRC | -21,063 | -19,500 | 1,563 | -26,000 | -4,937 |
| 58105 | Community Development Income | -418 | -2,600 | -2,182 | -5,200 | -4,782 |
| Revenue Total | | -49,441 | -83,010 | -33,569 | -102,700 | -53,259 |
| 815 Total | | 373,789 | 408,012 | 34,223 | 610,900 | 186,883 |
| Community Development Total | | 373,789 | 408,012 | 34,223 | 610,900 | 186,883 |
| Community Facilities | | | | | | |
| Expenses | | | | | | |
| 28251 | Operational Activities - Community Facilities | 0 | 0 | 0 | 0 | -1,450 |
| Expenses Total | | 0 | 0 | 0 | 0 | -1,450 |
| Revenue | | | | | | |
| 58201 | Fees & Charges - Community Facilities | -3,575 | -12,600 | -9,025 | -16,800 | -13,225 |
| 58206 | Contrib'n Reim & Donation Op -Community Facilities | -7,874 | -9,044 | -1,170 | -15,500 | -7,626 |
| 58209 | Council Property - Community Facilities | -85,849 | -88,431 | -2,582 | -151,200 | -65,351 |
| Revenue Total | | -97,297 | -110,075 | -12,778 | -183,500 | -86,203 |
| 813 Total | | -97,297 | -110,075 | -12,778 | -183,500 | -87,653 |
| Community Facilities Total | | -97,297 | -110,075 | -12,778 | -183,500 | -87,653 |
| Tresillian | | | | | | |
| Expenses | | | | | | |
| 29120 | Salaries - Tresillian CC | 83,715 | 81,973 | -1,742 | 142,000 | 58,285 |
| 29121 | Other Employee Costs - Tresillian CC | 11,622 | 10,750 | -872 | 18,800 | 7,178 |
| 29123 | Office - Tresillian CC | 3,918 | 7,013 | 3,095 | 9,700 | 5,782 |
| 29125 | Depreciation - Tresillian CC | 4,983 | 6,419 | 1,436 | 11,000 | 6,017 |
| 29126 | Utility - Tresillian CC | 7,595 | 8,425 | 830 | 12,000 | 4,405 |
| 29127 | Finance - Tresillian CC | 40,411 | 44,669 | 4,258 | 74,000 | 33,589 |
| 29130 | Other - Tresillian CC | 62,844 | 32,332 | -30,512 | 48,500 | -14,674 |
| 29135 | ICT Expenses - Tresillian CC | 2,230 | 6,150 | 3,920 | 8,700 | -3,856 |
| 29136 | Courses - Tresillian CC | 45,369 | 54,375 | 9,006 | 72,500 | 11,805 |
| 29150 | Exhibition | 45 | 0 | -45 | 0 | -45 |
| Expenses Total | | 262,732 | 252,106 | -10,626 | 397,200 | 108,486 |
| Revenue | | | | | | |
| 59101 | Fees & Charges - Tresillian CC | -193,838 | -151,999 | 41,839 | -210,000 | -16,162 |
| 59109 | Council Property - Tresillian CC | -9,507 | -13,594 | -4,087 | -23,300 | -13,793 |
| 59110 | Sundry Income - Tresillian CC | -5,817 | -1,169 | 4,648 | -2,000 | 3,817 |
| Revenue Total | | -209,163 | -166,762 | 42,401 | -235,300 | -26,137 |
| 814 Total | | 53,569 | 85,344 | 31,775 | 161,900 | 82,348 |
| Tresillian Total | | 53,569 | 85,344 | 31,775 | 161,900 | 82,348 |
| Community Development Total | | 330,061 | 383,281 | 53,220 | 589,300 | 181,578 |
| Community Service Centres | | | | | | |

| Library Services | | | | | | |
|-------------------------|--|---------|---------|---------|-----------|---------|
| ## | | | | | | |
| Expenses | | | | | | |
| 28523 | Office - Mt Claremont Library | 11,062 | 13,650 | 2,588 | 23,400 | 10,827 |
| 28525 | Depreciation - Mt Claremont Library | 3,182 | 3,500 | 318 | 6,000 | 2,818 |
| 28526 | Utility - Mt Claremont Library | 2,284 | 4,550 | 2,266 | 7,800 | 5,516 |
| 28530 | Other - Mt Claremont Library | 8,988 | 14,469 | 5,481 | 24,800 | 7,885 |
| 28535 | ICT Expenses - Mt Claremont Library | 15,871 | 14,182 | -1,689 | 24,300 | -704 |
| 28720 | Salaries - Library Services | 334,030 | 309,343 | -24,687 | 535,100 | 201,070 |
| 28721 | Other Employee Costs - Library Services | 45,434 | 41,006 | -4,428 | 70,300 | 24,268 |
| 28723 | Office - Nedlands Library | 27,763 | 32,200 | 4,437 | 55,200 | 23,011 |
| 28724 | Motor Vehicles - Nedlands Library | 4,838 | 6,650 | 1,813 | 11,400 | 6,563 |
| 28725 | Depreciation - Nedlands Library | 16,048 | 16,919 | 871 | 29,000 | 12,952 |
| 28726 | Utility - Nedlands Library | 0 | 11,144 | 11,144 | 19,100 | 19,100 |
| 28727 | Finance - Nedlands Library | 198,333 | 198,333 | 0 | 340,000 | 141,667 |
| 28730 | Other - Nedlands Library | 32,104 | 54,019 | 21,915 | 92,600 | 35,805 |
| 28734 | Professional Fees - Nedlands Library | 250 | 975 | 725 | 1,300 | 300 |
| 28735 | ICT Expenses - Nedlands Library | 24,865 | 33,726 | 8,861 | 57,800 | 8,144 |
| 28750 | Special Projects - Nedlands Library | 14,292 | 11,081 | -3,211 | 19,000 | 2,418 |
| 28731 | Grants Expenditure - Nedlands Library | 0 | 1,162 | 1,162 | 2,000 | 2,000 |
| Expenses Total | | 739,344 | 766,909 | 27,565 | 1,319,100 | 503,639 |
| Revenue | | | | | | |
| 58501 | Fees & Charges - Mt Claremont Library | -310 | -350 | -40 | -600 | -290 |
| 58510 | Sundry Income - Mt Claremont Library | -45 | -56 | -11 | -100 | -55 |
| 58511 | Fines & Penalties - Mt Claremont Library | -668 | -294 | 374 | -500 | 168 |
| 58701 | Fees & Charges - Nedland Library | -2,902 | -15,750 | -12,848 | -27,000 | -24,098 |
| 58704 | Grants Operating - Nedlands Library | 0 | -1,169 | -1,169 | -2,000 | -2,000 |
| 58710 | Sundry Income - Nedlands Library | -3,533 | -6,419 | -2,886 | -11,000 | -7,467 |
| 58711 | Fines & Penalties - Nedlands Library | -2,858 | -2,625 | 233 | -4,500 | -1,642 |
| Revenue Total | | -10,316 | -26,663 | -16,347 | -45,700 | -35,384 |
| 816 Total | | 729,028 | 740,246 | 11,218 | 1,273,400 | 468,255 |
| Library Services Total | | 729,028 | 740,246 | 11,218 | 1,273,400 | 468,255 |
| Nedlands Community Care | | | | | | |
| ## | | | | | | |
| Expenses | | | | | | |
| 28620 | Salaries - NCC | 210 | 0 | -210 | 0 | -210 |
| 28621 | Other Employee Costs - NCC | 16,124 | 0 | -16,124 | 0 | -16,124 |
| 28623 | Office - NCC | 2,288 | 0 | -2,288 | 0 | -2,288 |
| 28625 | Depreciation - NCC | 4,586 | 0 | -4,586 | 0 | -4,586 |
| 28626 | Utility - NCC | 2,287 | 0 | -2,287 | 0 | -2,287 |
| 28635 | ICT Expenses - NCC | 0 | 0 | 0 | 0 | 0 |
| 28664 | Hacc Unit Cost - NCC | 496,000 | 581,000 | 85,000 | 996,000 | 462,988 |
| Expenses Total | | 521,497 | 581,000 | 59,504 | 996,000 | 437,492 |
| Revenue | | | | | | |

| | | | | | | |
|--|--|----------|----------|---------|-----------|----------|
| 58601 | Fees & Charges - NCC | -50,589 | -61,831 | -11,242 | -106,000 | -55,411 |
| 58604 | Grants Operating - NCC | -678,100 | -485,506 | 192,594 | -832,300 | -154,200 |
| 58610 | Sundry Income - NCC | 0 | -1,169 | -1,169 | -2,000 | -2,000 |
| 68603 | Grant Capital - NCC | 0 | 0 | 0 | 0 | 0 |
| Revenue Total | | -728,689 | -548,506 | 180,183 | -940,300 | -211,611 |
| 818 Total | | -207,193 | 32,494 | 239,687 | 55,700 | 225,882 |
| Nedlands Community Care Total | | -207,193 | 32,494 | 239,687 | 55,700 | 225,882 |
| Point Resolution Occasional Care | | | | | | |
| ## | | | | | | |
| Expenses | | | | | | |
| 28820 | Salaries - Point Resolution | 103,099 | 131,676 | 28,577 | 228,100 | 125,001 |
| 28821 | Other Employee Costs - Point Resolution | 13,185 | 11,269 | -1,916 | 19,500 | 6,315 |
| 28823 | Office - Point Resolution | 2,575 | 3,840 | 1,265 | 6,500 | 292 |
| 28825 | Depreciation - Point Resolution | 937 | 931 | -6 | 1,600 | 663 |
| 28826 | Utility - Point Resolution | 525 | 2,219 | 1,694 | 3,800 | 3,275 |
| 28827 | Finance - Point Resolution | 27,417 | 27,419 | 2 | 47,000 | 19,583 |
| 28830 | Other - Point Resolution | 29,314 | 14,082 | -15,232 | 24,000 | -6,973 |
| 28835 | ICT Expenses - Point Resolution | 0 | 750 | 750 | 1,500 | 1,500 |
| Expenses Total | | 177,052 | 192,186 | 15,134 | 332,000 | 149,656 |
| Revenue | | | | | | |
| 58801 | Fees & Charges - Point Resolution | -129,189 | -124,000 | 5,189 | -240,000 | -110,811 |
| Revenue Total | | -129,189 | -124,000 | 5,189 | -240,000 | -110,811 |
| 817 Total | | 47,863 | 68,186 | 20,323 | 92,000 | 38,845 |
| Point Resolution Occasional Care Total | | 47,863 | 68,186 | 20,323 | 92,000 | 38,845 |
| Volunteer Services | | | | | | |
| ## | | | | | | |
| Expenses | | | | | | |
| 29220 | Salaries - Volunteer Services NVS | 20,784 | 15,064 | -5,720 | 26,100 | 5,316 |
| 29221 | Other Employee Costs - Volunteer Services NVS | 943 | 2,031 | 1,088 | 3,600 | 2,657 |
| 29223 | Office - Volunteer Services NVS | 2,887 | 1,882 | -1,005 | 2,700 | -397 |
| 29227 | Finance - Volunteer Services NVS | 8,050 | 8,050 | 0 | 13,800 | 5,750 |
| 29228 | Insurance - Volunteer Services NVS | 0 | 1,900 | 1,900 | 1,900 | 1,900 |
| 29230 | Other - Volunteer Services NVS | 572 | 1,300 | 728 | 2,300 | 1,410 |
| 29235 | ICT Expenses - Volunteer Services NVS | 0 | 350 | 350 | 700 | 700 |
| Expenses Total | | 33,236 | 30,577 | -2,659 | 51,100 | 17,336 |
| 819 Total | | 33,236 | 30,577 | -2,659 | 51,100 | 17,336 |
| Volunteer Services Total | | 33,236 | 30,577 | -2,659 | 51,100 | 17,336 |
| Community Service Centres Total | | 602,934 | 871,503 | 268,569 | 1,472,200 | 750,318 |
| Community Services Administration | | | | | | |
| ## | | | | | | |
| Expenses | | | | | | |
| 28420 | Salaries - Community Services Administration | 118,509 | 105,749 | -12,760 | 183,200 | 64,691 |
| 28421 | Other Employee Costs - Community Services Admin | 59,897 | 30,037 | -29,860 | 51,500 | -8,397 |
| 28423 | Office - Community Services Administration | 4,334 | 5,376 | 1,042 | 9,200 | 4,108 |
| 28424 | Motor Vehicles - Community Services Administration | 20,834 | 13,419 | -7,415 | 23,000 | 2,166 |

| | | | | | | |
|--|--|------------------|------------------|----------------|------------------|------------------|
| 28425 | Depreciation - Community Services Administration | 279 | 0 | -279 | 0 | -279 |
| 28427 | Finance - Community Services Administration | 81,083 | 81,081 | -2 | 139,000 | 57,917 |
| 28430 | Other - Community Services Administration | 35 | 581 | 546 | 1,000 | 965 |
| 28434 | Professional Fees - Community Services Admin | 1,739 | 2,338 | 599 | 4,000 | 2,261 |
| 28435 | ICT Expenses - Community Services Administration | 1,900 | 1,456 | -444 | 7,500 | -1,594 |
| 28437 | Donations - Community Services Administration | 9,489 | 22,638 | 13,150 | 38,800 | 14,870 |
| 28450 | Special Projects - Community Services Admin | 731 | 5,631 | 4,900 | 7,300 | 6,433 |
| Expenses Total | | 298,830 | 268,306 | -30,524 | 464,500 | 143,139 |
| Revenue | | | | | | |
| 58420 | Positive Ageing Revenue | -2,035 | -2,331 | -296 | -4,000 | -1,965 |
| 58421 | Safer Seniors Revenue | 0 | -3,300 | -3,300 | -3,300 | -3,300 |
| Revenue Total | | -2,035 | -5,631 | -3,596 | -7,300 | -5,265 |
| 823 Total | | 296,795 | 262,675 | -34,120 | 457,200 | 137,874 |
| Community Services Administration Total | | 296,795 | 262,675 | -34,120 | 457,200 | 137,874 |
| Community Services Administration Total | | 296,795 | 262,675 | -34,120 | 457,200 | 137,874 |
| Support and Media | | | | | | |
| Support and Media | | | | | | |
| ## | | | | | | |
| Expenses | | | | | | |
| 28320 | Salaries - Marketing & Communications | 19,693 | 20,423 | 730 | 35,400 | 15,707 |
| 28323 | Office - Marketing & Communications | 30,356 | 45,500 | 15,144 | 78,000 | 12,972 |
| 28325 | Depreciation - Marketing & Communications | 279 | 294 | 15 | 500 | 221 |
| 28330 | Other - Marketing & Communications | 5,573 | 1,750 | -3,823 | 3,000 | -8,866 |
| 28334 | Professional Fees - Marketing & Communications | 6,075 | 5,831 | -244 | 10,000 | 380 |
| 28350 | Special Projects - Marketing & Communications | 0 | 20,419 | 20,419 | 35,000 | 35,000 |
| Expenses Total | | 61,976 | 94,217 | 32,241 | 161,900 | 55,413 |
| 822 Total | | 61,976 | 94,217 | 32,241 | 161,900 | 55,413 |
| Support and Media Total | | 61,976 | 94,217 | 32,241 | 161,900 | 55,413 |
| Support and Media Total | | 61,976 | 94,217 | 32,241 | 161,900 | 55,413 |
| Community Services Total | | 1,291,766 | 1,611,676 | 319,910 | 2,680,600 | 1,125,184 |
| | | 1,291,766 | 1,611,676 | 319,910 | 2,680,600 | 1,125,184 |
| Development Services | | | | | | |
| Property | | | | | | |
| Council Buildings | | | | | | |
| ## | | | | | | |
| Expenses | | | | | | |
| 24120 | Salaries - Council Buildings | 74,743 | 62,535 | -12,208 | 108,300 | 33,557 |
| 24121 | Other Employee Costs - Council Buildings | 10,039 | 9,422 | -617 | 16,200 | 6,161 |
| 24123 | Office - Council Buildings | 1,653 | 1,750 | 97 | 3,000 | 847 |
| 24124 | Motor Vehicles - Council Buildings | 21,085 | 19,250 | -1,835 | 33,000 | 11,915 |
| 24125 | Depreciation - Council Buildings | 198,965 | 196,875 | -2,090 | 337,500 | 138,535 |
| 24126 | Utility - Council Buildings | 297 | 0 | -297 | 0 | -297 |
| 24127 | Finance - Council Buildings | 18,667 | 18,669 | 2 | 32,000 | 13,333 |
| 24128 | Insurance - Council Buildings | 6,183 | 0 | -6,183 | 0 | -6,183 |

| | | | | | | |
|-------------------------|---|-----------|----------|---------|-----------|----------|
| 24130 | Other - Council Buildings | 2,298 | 3,500 | 1,202 | 6,000 | 3,293 |
| 24133 | Building - Council Buildings | 612,794 | 594,115 | -18,679 | 1,016,400 | 285,296 |
| Expenses Total | | 946,722 | 906,116 | -40,606 | 1,552,400 | 486,458 |
| Revenue | | | | | | |
| 54109 | Council Property - Council Buildings | -54,572 | -86,331 | -31,759 | -148,000 | -93,428 |
| Revenue Total | | -54,572 | -86,331 | -31,759 | -148,000 | -93,428 |
| 833 Total | | 892,150 | 819,785 | -72,365 | 1,404,400 | 393,030 |
| Council Buildings Total | | 892,150 | 819,785 | -72,365 | 1,404,400 | 393,030 |
| Property Services | | | | | | |
| ## | | | | | | |
| Expenses | | | | | | |
| 24420 | Salaries - Property Services | 209,162 | 229,179 | 20,017 | 397,000 | 187,838 |
| 24421 | Other Employee Costs - Property Services | 41,175 | 55,839 | 14,664 | 95,900 | 51,776 |
| 24423 | Office - Property Services | 5,769 | 8,362 | 2,593 | 14,500 | 6,842 |
| 24424 | Motor Vehicles - Property Services | 11,775 | 12,544 | 769 | 21,500 | 9,725 |
| 24425 | Depreciation - Property Services | 158 | 175 | 18 | 300 | 143 |
| 24427 | Finance - Property Services | 105,924 | 109,081 | 3,157 | 187,000 | 81,076 |
| 24430 | Other - Property Services | 2,016 | 1,732 | -284 | 3,000 | 271 |
| 24434 | Professional Fees - Property Services | 72,177 | 61,250 | -10,927 | 105,000 | -46,152 |
| Expenses Total | | 448,156 | 478,162 | 30,006 | 824,200 | 291,517 |
| Revenue | | | | | | |
| 54401 | Fees & Charges - Property Services | -313,325 | -296,331 | 16,994 | -508,000 | -194,675 |
| 54410 | Sundry Income - Property Services | -11,061 | -8,750 | 2,311 | -15,000 | -3,939 |
| 54411 | Fines & Penalties - Property Services | 2,689 | -5,831 | -8,520 | -10,000 | -12,689 |
| Revenue Total | | -321,697 | -310,912 | 10,785 | -533,000 | -211,303 |
| 832 Total | | 126,459 | 167,250 | 40,791 | 291,200 | 80,214 |
| Property Services Total | | 126,459 | 167,250 | 40,791 | 291,200 | 80,214 |
| Property Total | | 1,018,609 | 987,035 | -31,574 | 1,695,600 | 473,245 |
| Sustainable Nedlands | | | | | | |
| Environmental Health | | | | | | |
| ## | | | | | | |
| Expenses | | | | | | |
| 24720 | Salaries - Environmental Health | 77,838 | 95,714 | 17,876 | 165,900 | 88,062 |
| 24721 | Other Employee Costs - Environmental Health | 64 | 68 | 4 | 100 | 36 |
| 24723 | Office - Environmental Health | 1,956 | 1,587 | -369 | 2,400 | 214 |
| 24725 | Depreciation - Environmental Health | 1,246 | 1,225 | -21 | 2,100 | 854 |
| 24730 | Other - Environmental Health | 20,232 | 16,425 | -3,807 | 21,900 | 1,308 |
| 24751 | Operational Activities - Environmental Health | 10,837 | 46,081 | 35,244 | 79,000 | 68,053 |
| Expenses Total | | 112,173 | 161,100 | 48,927 | 271,400 | 158,528 |
| Revenue | | | | | | |
| 54701 | Fees & Charges - Environmental Health | -9,193 | -65,000 | -55,807 | -65,000 | -55,807 |
| 54710 | Sundry Income - Environmental Health | -458 | -2,919 | -2,461 | -5,000 | -4,542 |
| 54711 | Fines & Penalties - Environmental Health | 0 | -5,831 | -5,831 | -10,000 | -10,000 |
| Revenue Total | | -9,651 | -73,750 | -64,099 | -80,000 | -70,349 |
| 830 Total | | 102,522 | 87,350 | -15,172 | 191,400 | 88,178 |

| | | | | | | |
|---------------------------------------|---|------------|------------|---------|------------|----------|
| Environmental Health Total | | 102,522 | 87,350 | -15,172 | 191,400 | 88,178 |
| Natural Areas | | | | | | |
| ## | | | | | | |
| Expenses | | | | | | |
| 24223 | Office - Natural Areas | 0 | 800 | 800 | 1,200 | 1,200 |
| 24251 | Operational Activities - Natural Areas | 375,772 | 323,418 | -52,354 | 501,030 | -1,851 |
| Expenses Total | | 375,772 | 324,218 | -51,554 | 502,230 | -651 |
| Revenue | | | | | | |
| 54204 | Grants Operating - Natural Areas | -67,439 | -23,950 | 43,489 | -47,900 | 19,539 |
| 54210 | Sundry Income - Natural Areas | -4,669 | -2,300 | 2,369 | -4,600 | 69 |
| Revenue Total | | -72,108 | -26,250 | 45,858 | -52,500 | 19,608 |
| 831 Total | | 303,663 | 297,968 | -5,695 | 449,730 | 18,957 |
| Natural Areas Total | | 303,663 | 297,968 | -5,695 | 449,730 | 18,957 |
| Sanitation | | | | | | |
| ## | | | | | | |
| Expenses | | | | | | |
| 24520 | Salaries - Sanitation | 133,395 | 113,389 | -20,006 | 196,500 | 63,105 |
| 24521 | Other Employee Costs - Sanitation | 5,060 | 2,681 | -2,379 | 4,600 | -460 |
| 24523 | Office - Sanitation | 5 | 0 | -5 | 0 | -5 |
| 24525 | Depreciation - Sanitation | 52,872 | 52,850 | -22 | 90,600 | 37,728 |
| 24527 | Finance - Sanitation | 145,072 | 145,131 | 59 | 248,800 | 103,728 |
| 24538 | Purchase of Product - Sanitation | 5,023 | 0 | -5,023 | 0 | -7,042 |
| 24552 | Residential Kerbside - Sanitation | 1,050,275 | 1,093,456 | 43,181 | 1,874,500 | 290,139 |
| 24553 | Residential Bulk - Sanitation | 115,583 | 326,956 | 211,373 | 560,500 | -49,847 |
| 24554 | Commercial - Sanitation | 53,750 | 54,838 | 1,088 | 94,000 | -53,116 |
| 24555 | Public Waste - Sanitation | 48,258 | 56,588 | 8,330 | 97,000 | -118,354 |
| 24556 | Waste Strategy - Sanitation | 9,657 | 46,956 | 37,299 | 80,500 | 30,123 |
| Expenses Total | | 1,618,950 | 1,892,845 | 273,895 | 3,247,000 | 295,998 |
| Revenue | | | | | | |
| 54501 | Fees & Charges - Sanitation | -3,329,329 | -3,007,719 | 321,610 | -3,083,400 | 245,929 |
| 54510 | Sundry Income - Sanitation | -33,726 | -20,419 | 13,307 | -35,000 | -1,274 |
| Revenue Total | | -3,363,056 | -3,028,138 | 334,918 | -3,118,400 | 244,656 |
| 828 Total | | -1,744,105 | -1,135,293 | 608,812 | 128,600 | 540,653 |
| Sanitation Total | | -1,744,105 | -1,135,293 | 608,812 | 128,600 | 540,653 |
| Sustainability and Environment | | | | | | |
| ## | | | | | | |
| Expenses | | | | | | |
| 24620 | Salaries - Sustainability & Environmental | 14,656 | 47,724 | 33,068 | 82,700 | 68,044 |
| 24621 | Other Employee Costs - Sustainability & Env | 43,801 | 39,799 | -4,002 | 66,800 | 20,134 |
| 24623 | Office - Sustainability & Environmental | 1,045 | 6,004 | 4,959 | 9,000 | 7,588 |
| 24624 | Motor Vehicles - Sustainability & Environmental | 11,191 | 12,250 | 1,059 | 21,000 | 9,809 |
| 24625 | Depreciation - Sustainability & Environmental | 2,857 | 2,156 | -701 | 3,700 | 843 |
| 24627 | Finance - Sustainability & Environmental | 86,917 | 86,919 | 2 | 149,000 | 62,083 |
| 24630 | Other - Sustainability & Environmental | 7,491 | 51,939 | 44,448 | 85,900 | 70,297 |
| 24634 | Professional Fees - Sustainability & Env | 0 | 3,332 | 3,332 | 5,000 | 5,000 |
| 24635 | ICT Expenses - Sustainability & Environmental | 0 | 0 | 0 | 0 | 0 |

| | | | | | | | |
|--------------------------------------|-------|---|----------------|------------------|----------------|------------------|------------------|
| | 24639 | Travelsmart - Sustainability & Environmental | 32,930 | 49,756 | 16,826 | 85,300 | 51,939 |
| Expenses Total | | | 200,886 | 299,879 | 98,993 | 508,400 | 295,738 |
| Revenue | | | | | | | |
| | 54601 | Fees & Charges - Sustainability & Environmental | -43,087 | -581 | 42,506 | -1,000 | 42,087 |
| | 54609 | Council Property - Sustainability & Environmental | -42 | 0 | 42 | 0 | 42 |
| | 54610 | Sundry Income - Sustainability & Environmental | -16 | -668 | -652 | -1,000 | -984 |
| Revenue Total | | | -43,145 | -1,249 | 41,896 | -2,000 | 41,145 |
| 829 Total | | | 157,741 | 298,630 | 140,889 | 506,400 | 336,883 |
| Sustainability and Environment Total | | | 157,741 | 298,630 | 140,889 | 506,400 | 336,883 |
| Sustainable Nedlands Total | | | -1,180,179 | -451,345 | 728,834 | 1,276,130 | 984,672 |
| Town Planning | | | | | | | |
| Town Planning | | | | | | | |
| ## | | | | | | | |
| Expenses | | | | | | | |
| | 24820 | Salaries - Town Planning | 321,905 | 308,905 | -13,000 | 535,300 | 209,362 |
| | 24821 | Other Employee Costs - Town Planning | 57,052 | 69,219 | 12,167 | 111,100 | 52,325 |
| | 24822 | Staff Recruitment - Town Planning | 3,250 | 0 | -3,250 | 0 | -3,250 |
| | 24823 | Office - Town Planning | 3,807 | 13,831 | 10,024 | 23,500 | 14,112 |
| | 24824 | Motor Vehicles - Town Planning | 30,386 | 29,169 | -1,217 | 50,000 | 19,614 |
| | 24825 | Depreciation - Town Planning | 3,367 | 3,619 | 252 | 6,200 | 2,833 |
| | 24827 | Finance - Town Planning | 146,293 | 147,987 | 1,694 | 253,700 | 107,407 |
| | 24830 | Other - Town Planning | 1,277 | 3,500 | 2,223 | 6,000 | 4,406 |
| | 24834 | Professional Fees - Town Planning | 46,942 | 84,588 | 37,646 | 145,000 | 76,143 |
| | 24857 | Strategic Projects - Town Planning | 75,797 | 123,963 | 48,166 | 212,500 | 133,703 |
| | 24861 | Town Planning Scheme - Town Planning | 19,538 | 58,345 | 38,807 | 100,000 | 73,189 |
| Expenses Total | | | 709,615 | 843,126 | 133,511 | 1,443,300 | 689,844 |
| Revenue | | | | | | | |
| | 54801 | Fees & Charges - Town Planning | -334,859 | -306,826 | 28,033 | -526,000 | -191,141 |
| | 54810 | Sundry Income - Town Planning | 0 | -11,669 | -11,669 | -20,000 | -20,000 |
| Revenue Total | | | -334,859 | -318,495 | 16,364 | -546,000 | -211,141 |
| 827 Total | | | 374,756 | 524,631 | 149,875 | 897,300 | 478,703 |
| Town Planning Total | | | 374,756 | 524,631 | 149,875 | 897,300 | 478,703 |
| Town Planning Total | | | 374,756 | 524,631 | 149,875 | 897,300 | 478,703 |
| Development Services Total | | | 213,186 | 1,060,321 | 847,135 | 3,869,030 | 1,936,620 |
| | | | 213,186 | 1,060,321 | 847,135 | 3,869,030 | 1,936,620 |
| Technical Services | | | | | | | |
| Technical Services | | | | | | | |
| Infrastructure Services | | | | | | | |
| ## | | | | | | | |
| Expenses | | | | | | | |
| | 26220 | Salaries - Infrastructure Services | 577,072 | 573,192 | -3,880 | 990,000 | 410,988 |
| | 26221 | Other Employee Costs - Infrastructure Services | 229,277 | 215,793 | -13,484 | 363,100 | 129,582 |
| | 26222 | Staff Recruitment - Infrastructure Services | 0 | 0 | 0 | 0 | 0 |
| | 26223 | Office - Infrastructure Services | 23,208 | 51,792 | 28,584 | 62,300 | 33,143 |
| | 26224 | Motor Vehicles - Infrastructure Services | 49,055 | 42,000 | -7,055 | 72,000 | 22,945 |

| | | | | | | |
|-------------------------------|--|-----------|-----------|------------|------------|----------|
| 26225 | Depreciation - Infrastructure Services | 13,415 | 34,769 | 21,354 | 59,600 | 46,185 |
| 26227 | Finance - Infrastructure Services | -977,261 | -754,133 | 223,128 | -1,292,800 | -315,539 |
| 26228 | Insurance - Infrastructure Services | 85,472 | 89,600 | 4,128 | 89,600 | 4,128 |
| 26230 | Other - Infrastructure Services | 57,868 | 18,632 | -39,236 | 64,600 | -2,795 |
| 26231 | Interest - Infrastructure Services | 272 | 0 | -272 | 0 | -272 |
| 26234 | Professional Fees - Infrastructure Services | 122,104 | 121,460 | -644 | 216,000 | 90,040 |
| 26235 | ICT Expenses - Infrastructure Services | 8,109 | 11,956 | 3,847 | 20,500 | -5,539 |
| 26249 | Loss On Sale of Fixed Assets - Infrastructure Serv | 32,319 | 0 | -32,319 | 0 | -32,319 |
| Expenses Total | | 220,912 | 405,061 | 184,149 | 644,900 | 380,546 |
| 836 Total | | 220,912 | 405,061 | 184,149 | 644,900 | 380,546 |
| Infrastructure Services Total | | 220,912 | 405,061 | 184,149 | 644,900 | 380,546 |
| Plant Operating | | | | | | |
| ## | | | | | | |
| Expenses | | | | | | |
| 26525 | Depreciation - Plant Operating | 286,192 | 263,669 | -22,523 | 452,000 | 165,808 |
| 26527 | Finance - Plant Operating | -514,836 | -587,883 | -73,047 | -1,007,800 | -492,964 |
| 26532 | Plant - Plant Operating | 396,510 | 350,007 | -46,503 | 600,000 | 201,924 |
| 26549 | Loss On Sale of Fixed Assets - Plant Operating | 97,686 | 17,500 | -80,186 | 30,000 | -67,686 |
| Expenses Total | | 265,552 | 43,293 | -222,259 | 74,200 | -192,919 |
| Revenue | | | | | | |
| 56501 | Fees & Charges - Plant Operating | -8,767 | -7,000 | 1,767 | -12,000 | -3,233 |
| 56515 | Profit On Sale of Fixed Assets - Plant Operating | -21,051 | -40,250 | -19,199 | -69,000 | -47,949 |
| Revenue Total | | -29,818 | -47,250 | -17,432 | -81,000 | -51,182 |
| 838 Total | | 235,734 | -3,957 | -239,691 | -6,800 | -244,101 |
| Plant Operating Total | | 235,734 | -3,957 | -239,691 | -6,800 | -244,101 |
| Streets Roads and Depots | | | | | | |
| ## | | | | | | |
| Expenses | | | | | | |
| 26625 | Depreciation - Streets Roads & Depots | 2,467,583 | 869,227 | -1,598,356 | 1,490,100 | -977,483 |
| 26626 | Utility - Streets Roads & Depots | 55,358 | 229,075 | 173,717 | 395,400 | -36,917 |
| 26630 | Other | 15,827 | 25,145 | 9,318 | 52,300 | 36,272 |
| 26640 | Reinstatement - Streets Roads & Depot | 1,582 | 2,760 | 1,179 | 20,600 | 19,019 |
| 26667 | Road Maintenance | 375,388 | 251,944 | -123,444 | 431,900 | 41,496 |
| 26668 | Drainage Maintenance | 240,122 | 146,069 | -94,053 | 250,400 | -48,110 |
| 26669 | Footpath Maintenance | 116,914 | 137,081 | 20,167 | 235,000 | 106,217 |
| 26670 | Parking Signs | 40,728 | 44,569 | 3,841 | 76,400 | 34,187 |
| 26671 | Right of Way Maintenance - Pavement | 45,999 | 48,475 | 2,476 | 83,100 | 35,004 |
| 26672 | Bus Shelter Maintenance | 16,853 | 22,400 | 5,547 | 38,400 | 21,450 |
| 26673 | Graffiti Control | 19,578 | 31,675 | 12,097 | 54,300 | 34,722 |
| 26674 | Depot | 70,302 | 59,850 | -10,452 | 102,600 | 20,063 |
| Expenses Total | | 3,466,233 | 1,868,270 | -1,597,963 | 3,230,500 | -714,081 |
| Revenue | | | | | | |
| 56601 | Fees & Charges - Streets Roads & Depots | -54,441 | -23,081 | 31,360 | -42,000 | 12,441 |
| 56604 | Grants Operating - Streets Roads & Depots | 0 | 0 | 0 | -8,000 | -8,000 |

| | | | | | | |
|--------------------------------|--|------------|------------|------------|-----------|-----------|
| 56606 | Contrib'n Reim & Don Op - Streets Roads & Depots | -32,946 | -36,643 | -3,697 | -58,000 | -25,054 |
| 56610 | Sundry Income - Streets Roads & Depots | -515 | -6,181 | -5,666 | -10,600 | -10,085 |
| 66603 | Grant Capital - Streets Roads & Depots | -519,683 | 0 | 519,683 | 0 | 519,683 |
| Revenue Total | | -607,585 | -65,905 | 541,680 | -118,600 | 488,985 |
| 837 Total | | 2,858,648 | 1,802,365 | -1,056,283 | 3,111,900 | -225,096 |
| Streets Roads and Depots Total | | 2,858,648 | 1,802,365 | -1,056,283 | 3,111,900 | -225,096 |
| Technical Services Total | | 3,315,294 | 2,203,469 | -1,111,825 | 3,750,000 | -88,651 |
| Reserves | | | | | | |
| Parks and Ovals | | | | | | |
| ## | | | | | | |
| Expenses | | | | | | |
| 26365 | Maintenance - Parks & Ovals | 1,962,318 | 2,120,125 | 157,807 | 3,634,500 | 1,386,217 |
| 26360 | Depreciation - Parks & Reserves | 68,083 | 219,569 | 151,486 | 376,400 | 308,317 |
| Expenses Total | | 2,030,401 | 2,339,694 | 309,293 | 4,010,900 | 1,694,535 |
| Revenue | | | | | | |
| 56306 | Contrib'n Reim & Donations Op - Parks & Ovals | -18,898 | -14,406 | 4,492 | -30,900 | -12,002 |
| 56309 | Council Property - Parks & Ovals | -34,285 | -31,979 | 2,306 | -51,900 | -19,535 |
| 56310 | Sundry Income - Parks & Ovals | 0 | -7,349 | -7,349 | -9,800 | -9,800 |
| 56311 | Grants Capital | -9,223 | 0 | 9,223 | 0 | 9,223 |
| Revenue Total | | -62,406 | -53,734 | 8,672 | -92,600 | -32,115 |
| 839 Total | | 1,967,995 | 2,285,960 | 317,965 | 3,918,300 | 1,662,420 |
| Parks and Ovals Total | | 1,967,995 | 2,285,960 | 317,965 | 3,918,300 | 1,662,420 |
| Reserves Total | | 1,967,995 | 2,285,960 | 317,965 | 3,918,300 | 1,662,420 |
| Technical Services Total | | 5,283,289 | 4,489,429 | -793,860 | 7,668,300 | 1,573,769 |
| | | 5,283,289 | 4,489,429 | -793,860 | 7,668,300 | 1,573,769 |
| | | -8,381,566 | -7,225,128 | 1,156,438 | 442,330 | 5,614,125 |

CITY OF NEDLANDS
NET CURRENT ASSETS
AS AT 31 JANUARY 2010

| | 2010/2011 YTD 31 JANUARY 11 | 2010/2011 YTD 31 December 10 |
|-----------------------------------|--------------------------------|---------------------------------|
| Current Assets | | |
| Cash at Bank | \$1,240,377 | \$1,725,236 |
| Cash Investments | \$15,346,850 | \$15,803,515 |
| Other Financial Assets | | |
| Debtors - Rates Receivable | \$2,507,207 | \$2,893,788 |
| Debtors - Other | \$255,472 | \$266,642 |
| Prepayments | | |
| Stock | \$7,238 | \$10,579 |
| | \$19,357,144 | \$20,699,760 |
| Current Liabilities | | |
| Creditors | \$1,758,907 | \$1,792,797 |
| Payroll Deductions | | |
| Staff Provisions | \$1,107,090 | \$1,112,473 |
| Accruals and Provisions - General | | |
| Income in Advance | | |
| Borrowings | \$56,573 | \$56,573 |
| Other | \$1,142,890 | \$1,171,882 |
| | \$4,065,460 | \$4,133,725 |
| | | |
| Net Current Assets | \$15,291,684 | \$16,566,035 |
| | | |
| Less Restricted Reserves | \$4,018,632 | \$3,998,582 |
| | | |
| | \$11,273,052 | \$12,567,453 |

CAPITAL WORKS 2010/2011

AS AT 31 JANUARY 2011


| | | | Year to Date Actual | Committed Balance | Annual Budget | Balance Available |
|---|--------------------------------|---------------------|------------------------|----------------------|------------------|----------------------|
| 2 | <i>Footpath Rehabilitation</i> | | 178,215 | 42,765 | 599,223 | 378,243 |
| | 2003 | Alfred Road | 0 | 0 | 0 | 0 |
| | 2225 | Stephenson Avenue | 0 | 0 | 0 | 0 |
| | 2558 | Bus Shelters | 218 | 0 | 0 | (218) |
| | 2006 | Stubbs Terrace | 1,111 | 19,665 | 95,000 | 74,224 |
| | 2025 | Verdun Street | 0 | 0 | 75,000 | 75,000 |
| | 2028 | Dalkeith Road | 0 | 0 | 52,000 | 52,000 |
| | 2037 | Elizabeth Street | 8,489 | 1,890 | 103,000 | 92,621 |
| | 2040 | Webster Street | 0 | 0 | 17,323 | 17,323 |
| | 2200 | John XXII Avenue | 0 | 0 | 76,900 | 76,900 |
| | 2334 | Oleria Lane | 168,396 | 21,210 | 180,000 | (9,607) |
| 3 | <i>Road Rehabilitation</i> | | 559,396 | 266,697 | 1,919,200 | 1,093,107 |
| | 2003 | Alfred Road | 0 | 0 | 0 | 0 |
| | 2045 | Wavell Road | 4,872 | 27,842 | 0 | (32,714) |
| | 2053 | Curlew Road | (552) | 0 | 0 | 552 |
| | 2131 | Sherwood Road | 1,252 | 0 | 0 | (1,252) |
| | 2145 | Zamia Road | 49,956 | 0 | 90,700 | 40,744 |
| | 2182 | The Esplanade | 0 | 0 | 0 | 0 |
| | 2189 | Adams Road | 11,052 | 22,136 | 220,000 | 186,812 |
| | 2028 | Dalkeith Road | 0 | 0 | 128,700 | 128,700 |
| | 2024 | Carrington Street | 147,891 | 6,566 | 239,800 | 85,342 |
| | 2036 | Gallop Road | 488 | 71,759 | 242,900 | 170,654 |
| | 2042 | Stanley Street | 264,877 | 36,521 | 459,400 | 158,002 |
| | 2043 | Carroll Street | 0 | 0 | 96,700 | 96,700 |
| | 2162 | Wattle Avenue | 9,018 | 30,520 | 87,000 | 47,462 |
| | 2166 | Hooley Street | 52,745 | 377 | 78,000 | 24,877 |
| | 2191 | Bishop Road | 0 | 0 | 82,600 | 82,600 |
| | 2195 | Circle Circle South | 17,795 | 70,976 | 193,400 | 104,629 |
| 4 | <i>Drainage Rehabilitation</i> | | 234,103 | 6,883 | 210,000 | (30,986) |
| | 9000 | City Wide | 234,103 | 6,883 | 210,000 | (30,986) |
| 5 | <i>Street Furniture</i> | | 100 | 94,200 | 120,000 | 25,700 |
| | 9000 | City Wide | 100 | 94,200 | 120,000 | 25,700 |
| 6 | <i>Grant Funded Projects</i> | | 118,801 | 624,708 | 1,648,300 | 904,790 |
| | 2003 | Alfred Road | 27,915 | 33,351 | 75,000 | 13,734 |
| | 2010 | Broadway | 4,993 | 0 | 204,000 | 199,007 |
| | 2225 | Stephenson Avenue | 13,051 | 291,675 | 393,900 | 89,174 |
| | 2028 | Dalkeith Road | 33,904 | 0 | 40,000 | 6,096 |
| | 2001 | Railway Road | 0 | 0 | 99,000 | 99,000 |
| | 2018 | Underwood Avenue | 5,763 | 280,648 | 641,400 | 354,989 |
| | 2030 | Beatrice Road | 33,175 | 16,834 | 84,000 | 33,991 |
| | 2179 | Lemnos Street | 0 | 2,200 | 87,000 | 84,800 |
| | 2198 | Hampden Road | 0 | 0 | 24,000 | 24,000 |
| 9 | <i>Road Resurfacing</i> | | 0 | 0 | 0 | 0 |
| | 2087 | Vix Street | 0 | 0 | 0 | 0 |

| | | | Year to Date Actual | Committed Balance | Annual Budget | Balance Available |
|----|--|---------------------------------------|------------------------|----------------------|------------------|----------------------|
| 10 | <i>Road Improvement</i> | | 110,289 | 2,295 | 339,000 | 226,416 |
| | 2023 | Bruce Street | 65,139 | 0 | 25,000 | (40,139) |
| | 2049 | Asquith Street | 0 | 0 | 7,000 | 7,000 |
| | 2175 | Swanbourne | 1,851 | 796 | 50,000 | 47,353 |
| | 9000 | City Wide | 0 | 0 | 30,000 | 30,000 |
| | 2189 | Adams Road | 0 | 403 | 0 | (403) |
| | 2037 | Elizabeth Street | 26,194 | 0 | 47,000 | 20,806 |
| | 2001 | Railway Road | 17,106 | 1,096 | 155,000 | 136,798 |
| | 2095 | Hardy Road | 0 | 0 | 25,000 | 25,000 |
| 11 | <i>Building Construction</i> | | 284,377 | 361,706 | 1,416,577 | 770,494 |
| | 4001 | Allen Park Lower Pavilion | 6,209 | 0 | 50,000 | 43,791 |
| | 4002 | Dalkeith Hall | 0 | 0 | 14,000 | 14,000 |
| | 4003 | Council Depot | 21,419 | 0 | 45,000 | 23,581 |
| | 4004 | Drabble House | 360 | 2,727 | 75,000 | 71,913 |
| | 4006 | Hackett Playcentre | 0 | 0 | 9,000 | 9,000 |
| | 4007 | JC Smith Pavilion | 42,962 | 19,719 | 80,200 | 17,519 |
| | 4008 | Nedlands Library | (533) | 17,892 | 15,400 | (1,959) |
| | 4009 | PROCC | 7,920 | 4,545 | 12,900 | 434 |
| | 4010 | NCC | 27,739 | 0 | 22,000 | (5,739) |
| | 4012 | Mt Claremont Community Centre | 0 | 0 | 54,000 | 54,000 |
| | 4016 | 67 Stirling Highway (Maisonettes) | 18,054 | 0 | 260,000 | 241,946 |
| | 4018 | Tressilian | 10,486 | 0 | 209,949 | 199,463 |
| | 4020 | 71 Stirling Highway (Administration) | 13,218 | 6,768 | 63,000 | 43,014 |
| | 4022 | Public Facilities (Public Toilets) | 0 | 0 | 50,000 | 50,000 |
| | 4046 | Community Buildings | 26,551 | 0 | 55,000 | 28,449 |
| | 4047 | Nedlands Yatch Club | 59,439 | 0 | 0 | (59,439) |
| | 4101 | Melvista Reserve | 12,128 | 0 | 12,128 | 0 |
| | 4108 | Mt Claremont Oval | 37,659 | 310,055 | 375,000 | 27,286 |
| | 4164 | College Park Family Centre | 766 | 0 | 14,000 | 13,234 |
| 12 | <i>Off Street Parking</i> | | 55,581 | 0 | 40,000 | (15,581) |
| | 4003 | Council Depot | 55,581 | 0 | 40,000 | (15,581) |
| 14 | <i>Parks & Reserves Construction</i> | | 504,192 | 8,258 | 1,169,860 | 657,411 |
| | 2132 | Beecham Road | 0 | 5,273 | 377,000 | 371,727 |
| | 4012 | Mt Claremont Community Centre | 7,170 | 0 | 0 | (7,170) |
| | 4052 | Allen Park | 0 | 0 | 0 | 0 |
| | 4062 | Blain Park | 17,554 | 0 | 43,000 | 25,446 |
| | 4072 | College Park | 11,415 | 0 | 15,900 | 4,485 |
| | 4079 | David Cruickshank Reserve | 23,944 | 1,000 | 32,700 | 7,756 |
| | 4085 | Genesta Park | 0 | 0 | 32,700 | 32,700 |
| | 4091 | Highview Park | 244,555 | 0 | 314,160 | 69,605 |
| | 4092 | Hollywood Tennis Court Reserve | 0 | 0 | 0 | 0 |
| | 4093 | Mt Claremont | 83,392 | 0 | 88,500 | 5,108 |
| | 4109 | Nardina Crescent Reserve | 0 | 0 | 0 | 0 |
| | 4111 | Nedlands Library Surrounds | 8,597 | 1,985 | 55,700 | 45,118 |
| | 4112 | Nedlands Park | 46,481 | 0 | 50,000 | 3,519 |
| | 4118 | Peace Memorial Rose Garden | 20,333 | 0 | 27,500 | 7,167 |
| | 4130 | St Peters Square Gardens | 13,025 | 0 | 0 | (13,025) |
| | 4137 | Swanbourne Beach Reserve | 16,410 | 0 | 32,700 | 16,290 |
| | 4169 | River Wall Maintenance | 11,316 | 0 | 100,000 | 88,684 |

| | | | Year to Date Actual | Committed Balance | Annual Budget | Balance Available |
|----------------------------|--------------------------------|-------------------------|------------------------|----------------------|------------------|----------------------|
| 15 | <i>Plant & Equipment</i> | | 369,477 | 0 | 580,000 | 210,523 |
| | 7500 | Engineering Services | 210,877 | 0 | 358,000 | 147,123 |
| | 7501 | Town Planning | 65,879 | 0 | 35,000 | (30,879) |
| | 7502 | Property Services | 60,346 | 0 | 0 | (60,346) |
| | 7503 | Corporate Services | 0 | 0 | 0 | 0 |
| | 7505 | Rangers | 0 | 0 | 120,000 | 120,000 |
| | 4250 | Development Dervices | 0 | 0 | 67,000 | 67,000 |
| | 7508 | Finance | 32,375 | 0 | 0 | (32,375) |
| 16 | <i>ICT Capital Projects</i> | | 62,635 | 1,816 | 95,000 | 30,549 |
| | 6031 | IT Project 1 | 0 | 0 | 15,000 | 15,000 |
| | 6032 | IT Project 2 | 8,481 | 1,815 | 10,000 | (296) |
| | 6033 | IT Project 3 | 3,878 | 0 | 5,000 | 1,122 |
| | 6034 | IT Project 4 | 1,879 | 0 | 3,000 | 1,121 |
| | 6035 | IT Project 5 | 47,444 | 0 | 50,000 | 2,555 |
| | 6036 | IT Project 6 | 953 | 0 | 12,000 | 11,047 |
| 17 | <i>Greenway Development</i> | | 14,664 | 1,518 | 127,000 | 110,818 |
| | 4052 | Allen Park | 12,236 | 0 | 14,000 | 1,764 |
| | 4154 | Hollywood Reserve | 0 | 0 | 38,000 | 38,000 |
| | 2205 | Montgomery Ave | 2,428 | 1,518 | 75,000 | 71,054 |
| 18 | <i>Furniture & Fixture</i> | | 22,598 | 29,312 | 27,000 | (24,910) |
| | 4008 | Nedlands Library | 0 | 3,350 | 10,000 | 6,650 |
| | 4020 | Administration Building | 8,675 | 0 | 0 | (8,675) |
| | 7502 | Property Services | 3,293 | 0 | 7,000 | 3,707 |
| | 7503 | Corporate Services | 0 | 0 | 0 | 0 |
| | 7504 | Nedlands Community Care | 10,630 | 0 | 10,000 | (630) |
| | 7507 | Sustainable Nedlands | 0 | 25,962 | 0 | (25,962) |
| TOTAL CAPITAL WORKS | | | 2,514,428 | 1,440,159 | 8,291,160 | 4,336,573 |

| | |
|----------------|---|
| CP10.11 | Investment Report – January 2011 |
|----------------|---|

| | |
|------------------|---------------|
| Committee | 8 March 2011 |
| Council | 22 March 2011 |

| | |
|-------------------------------|---|
| Applicant | City of Nedlands |
| Owner | City of Nedlands |
| Officer | Rajah Senathirajah – Manager Finance |
| Director | Michael Cole – Director Corporate Service |
| Director Signature |  |
| File ref. | Fin/072-16 |
| Previous Item No's | Nil |
| Disclosure of Interest | No officer involved in the preparation of this report had any interest which required it to be declared in accordance with the provisions of the Local Government Act (1995). |

Purpose

In accordance with the Council's investment Policy, Administration is required to present a summary of investments to Council on a monthly basis.

Recommendation to Committee

Council receives the Investment Report for the period ended 31 January 2011.

Strategic Plan

KFA5: Governance

5.1 – Manage the City's resources in a sustainable and responsible manner.

This report is in accordance with the Council's Investment Policy and demonstrates the investment of City's surplus cash in a sustainable and responsible manner.

Background

Council's Investment Policy requires a summary of investments to be presented to Council on a monthly basis.

Proposal Detail

Not applicable.

Consultation

Required by legislation:

Yes No

Required by City of Nedlands policy:

Yes No

Legislation

Not applicable.

Budget/Financial Implications

Investment income will be reviewed against progressive budget throughout the year.

Risk Management

The Investment Policy of the City, which is reviewed each year by the Audit and Risk Committee of Council, is structured so as to minimise any risks associated with the City's cash investments. The officers adhere to this Policy, and continuously monitor market conditions to ensure that the City obtains attractive yields without compromising on risk management.

Discussion

The Investment Summary shows that as at 31 January 2011 the City held the following funds in investments:

| | |
|------------------------|----------------------|
| Municipal Funds | \$ 11,328,217 |
| Reserve Funds | \$ 3,916,417 |
| Other Restricted Funds | \$ 102,216 |
| Total | <u>\$ 15,346,850</u> |

The Investment Portfolio comprises Investments in the following institutions:

| Financial Institution | Funds Invested | Interest Rate | Proportion of Portfolio |
|-----------------------|----------------------|---------------|-------------------------|
| NAB | \$ 3,168,584 | 5.49% - 6.30% | 20.65% |
| Suncorp | \$ 1,239,470 | 6.02% - 6.25% | 8.08% |
| St George | \$ 1,985,504 | 5.90% - 5.91% | 12.94% |
| Citibank | \$ 1,070,139 | 5.90% | 6.97% |
| Westpac | \$ 4,475,671 | 6.00% - 6.53% | 29.16% |
| AMP | \$ 292,197 | 5.25% | 1.90% |
| CBA | \$ 2,085,478 | 4.80% - 6.00% | 13.59% |
| BankWest | \$ 1,029,806 | 5.85% | 6.71% |
| Total | \$ 15,346,850 | | 100.00% |

The Council's Audit and Risk Committee, in reviewing the City's Investment Portfolio, agreed to expand the number of financial institutions and utilise the Government Guarantee for deposits up to \$1 million for institutions other than NAB, CBA, ANZ and Westpac. For NAB, CBA, ANZ and Westpac these investments may exceed \$1 million, and are to be invested at the non-guarantee interest rate. At the end of January there was no funds with ANZ as the rates offered were not competitive compared with other approved institutions.

Conclusion

The Investment Report is presented to Council.

Attachments

1. Investment Report for the period ended 31 January 2011

**INVESTMENTS REPORT
FOR THE PERIOD ENDED 31 JANUARY 2011**


| No. | Particulars | Current Interest Rate | Invest. Date | Maturity Date | Investment Period Days | NAB | Suncorp | St George | Citibank | Westpac | ANZ | AMP | CBA | BANKWEST | Total | YTD Accum. Interest | General Ledger as at 31 JAN |
|-----|---|-----------------------|--------------|---------------|------------------------|----------------|----------------|----------------|----------------|----------------|--------|----------------|----------------|----------------|-----------------|---------------------|-----------------------------|
| | | | | | | | | | | | | | | | | | |
| | | | | | | \$ | \$ | \$ | \$ | \$ | \$ | \$ | \$ | | | \$ | |
| | RESTRICTED INVESTMENTS | | | | | | | | | | | | | | | | |
| 4 | Trust - Adelma | 6.47% | 28-Sep-10 | 28-Mar-11 | 181 | | | | | \$102,215.75 | | | | | \$102,215.75 | \$3,638.49 | \$102,215.75 |
| | TOTAL TRUST INVESTMENTS | | | | | \$0.00 | \$0.00 | \$0.00 | \$0.00 | \$102,215.75 | \$0.00 | \$0.00 | \$0.00 | \$0.00 | \$102,215.75 | \$3,638.49 | \$102,215.75 |
| | RESERVE INVESTMENTS | | | | | | | | | | | | | | | | |
| 10 | Resv - City Dev - Western Zone | 6.25% | 23-Aug-10 | 22-Feb-11 | 183 | | \$370,501.06 | | | | | | | | \$370,501.06 | \$13,061.16 | \$370,501.06 |
| 16 | Resv - Serv General | 5.25% | 29-Mar-10 | On-call | | | | | | | | \$276,639.67 | | | \$276,639.67 | \$8,421.95 | \$276,639.67 |
| 26 | North Street Reserve No 1 | 5.91% | 8-Nov-10 | 8-Mar-11 | 120 | | | \$669,319.14 | | | | | | | \$669,319.14 | \$23,569.83 | \$669,319.14 |
| 41 | Swanbourne Reserve | 6.30% | 30-Dec-10 | 30-Jun-11 | 182 | \$97,886.51 | | | | | | | | | \$97,886.51 | \$3,237.49 | \$97,886.51 |
| 42 | City Building Reserve | 6.25% | 23-Aug-10 | 22-Feb-11 | 183 | | \$696,122.26 | | | | | | | | \$696,122.26 | \$24,894.89 | \$696,122.26 |
| 52 | Plant Replacement Reserve | 5.90% | 4-Jan-11 | 4-May-11 | 120 | | | \$202,619.51 | | | | | | | \$202,619.51 | \$6,354.53 | \$202,619.51 |
| 53 | City Development Reserve | 5.90% | 4-Jan-11 | 4-May-11 | 120 | | | \$1,065,868.26 | | | | | | | \$1,065,868.26 | \$33,923.68 | \$1,065,868.26 |
| 55 | Insurance Reserve | 5.90% | 4-Jan-11 | 4-May-11 | 120 | | | \$47,697.04 | | | | | | | \$47,697.04 | \$1,517.93 | \$47,697.04 |
| 57 | Welfare NCC Reserve | 6.29% | 24-Dec-10 | 24-Jun-11 | 182 | \$128,651.05 | | | | | | | | | \$128,651.05 | \$4,447.30 | \$128,651.05 |
| 58 | Waste Management | 6.29% | 24-Dec-10 | 24-Jun-11 | 182 | \$128,634.79 | | | | | | | | | \$128,634.79 | \$4,448.64 | \$128,634.79 |
| 60 | Welfare | 6.05% | 27-Jan-11 | 27-May-11 | 120 | \$232,477.24 | | | | | | | | | \$232,477.24 | \$6,947.61 | \$232,477.24 |
| | TOTAL RESERVE INVESTMENTS | | | | | \$587,649.59 | \$1,066,623.32 | \$1,985,503.95 | \$0.00 | \$0.00 | \$0.00 | \$276,639.67 | \$0.00 | \$0.00 | \$3,916,416.53 | \$130,825.02 | \$3,916,416.53 |
| | MUNICIPAL INVESTMENTS | | | | | | | | | | | | | | | | |
| 42a | Municipal Investment #42a - Suncorp | 6.02% | 24-Jan-11 | 27-Apr-11 | 93 | | \$172,847.23 | | | | | | | | \$172,847.23 | \$5,869.25 | \$172,847.23 |
| 44 | Municipal Investment #44 - Citibank | 5.90% | 5-Nov-10 | 7-Mar-11 | 122 | | | | \$1,070,139.49 | | | | | | \$1,070,139.49 | \$34,403.89 | \$1,070,139.49 |
| 48 | Municipal Investment #48 - Westpac | 6.00% | 30-Aug-10 | 28-Feb-11 | 182 | | | | | \$1,079,233.20 | | | | | \$1,079,233.20 | \$36,561.41 | \$1,079,233.20 |
| 50 | ***** Withdrawn in full on 21/1/11 ***** | | | | | (\$0.00) | | | | | | | | | (\$0.00) | \$15,755.01 | \$0.00 |
| 61 | Municipal Investment #61 - AMP | 5.25% | 17-Mar-10 | On-Call | | | | | | | | \$15,557.22 | | | \$15,557.22 | \$475.78 | \$15,557.22 |
| 62 | Municipal Investment #62 - CBA | 4.80% | 23-Nov-09 | On-call | | | | | | | | | \$33,337.73 | | \$33,337.73 | \$360.66 | \$33,337.73 |
| 65 | Municipal Investment #65 - Westpac | 6.33% | 20-Sep-10 | 21-Mar-11 | 182 | | | | | \$1,032,777.03 | | | | | \$1,032,777.03 | \$32,777.03 | \$1,032,777.03 |
| 66 | Municipal Investment #66 - Bankwest | 5.85% | 4-Jan-11 | 7-Mar-11 | 62 | | | | | | | | \$1,029,805.77 | | \$1,029,805.77 | \$29,809.89 | \$1,029,805.77 |
| 67 | Municipal Investment #67 - Westpac | 6.06% | 8-Nov-10 | 7-Feb-11 | 91 | | | | | \$1,234,360.23 | | | | | \$1,234,360.23 | \$34,360.23 | \$1,234,360.23 |
| 68 | Municipal Investment #68 - CBA | 6.00% | 17-Nov-10 | 17-Jun-11 | 212 | | | | | | | \$1,026,362.69 | | | \$1,026,362.69 | \$26,362.68 | \$1,026,362.69 |
| 69 | Municipal Investment #69 - NAB | 5.76% | 3-Nov-10 | 1-Feb-11 | 90 | \$1,027,872.06 | | | | | | | | | \$1,027,872.06 | \$27,872.06 | \$1,027,872.06 |
| 70 | ***** Withdrawn in full on 20/12/10 ***** | | | | | \$0.00 | | | | | | | | | \$0.00 | \$32,572.61 | \$0.00 |
| 71 | Municipal Investment #71 - CBA | 5.60% | 20-Jan-11 | 20-Apr-11 | 90 | | | | | | | | \$1,025,777.57 | | \$1,025,777.57 | \$25,777.58 | \$1,025,777.57 |
| 72 | Municipal Investment #72 - Westpac | 6.53% | 17-Nov-10 | 16-May-11 | 180 | | | | | \$513,655.67 | | | | | \$513,655.67 | \$13,655.67 | \$513,655.67 |
| 73 | Municipal Investment #73 - Westpac | 6.47% | 28-Sep-10 | 28-Mar-11 | 181 | | | | | \$513,428.69 | | | | | \$513,428.69 | \$13,428.68 | \$513,428.69 |
| 74 | Municipal Investment #74 - NAB | 5.49% | 23-Jan-11 | 24-Mar-11 | 60 | \$511,676.62 | | | | | | | | | \$511,676.62 | \$11,676.61 | \$511,676.62 |
| 75 | Municipal Investment #75 - NAB | 6.19% | 17-Nov-10 | 17-May-11 | 181 | \$1,041,386.07 | | | | | | | | | \$1,041,386.07 | \$13,079.22 | \$1,041,386.07 |
| | TOTAL | | | | | \$3,168,584.34 | \$1,729,470.54 | \$1,985,503.95 | \$1,070,139.49 | \$4,373,454.82 | \$0.00 | \$15,557.22 | \$2,085,478.00 | \$1,029,805.76 | \$15,346,849.55 | \$496,679.57 | \$15,346,849.55 |

Current Proportion of Portfolio

| | | | | | | | | |
|--------|-------|--------|-------|--------|-------|-------|--------|-------|
| 20.65% | 8.08% | 12.94% | 6.97% | 29.16% | 0.00% | 1.90% | 13.59% | 6.71% |
|--------|-------|--------|-------|--------|-------|-------|--------|-------|

| | |
|----------------|---|
| CP11.11 | List of Accounts Paid – January 2011 |
|----------------|---|

| | |
|------------------|---------------|
| Committee | 8 March 2011 |
| Council | 22 March 2011 |

| | |
|-------------------------------|---|
| Applicant | City of Nedlands |
| Owner | City of Nedlands |
| Officer | Rajah Senathirajah – Manager Finance |
| Director | Michael Cole – Director Corporate Service |
| Director Signature |  |
| File ref: | Fin/072-16 |
| Previous Item No's | Nil |
| Disclosure of Interest | No officer involved in the preparation of this report had any interest which required it to be declared in accordance with the provisions of the Local Government Act (1995). |

Purpose

In accordance of Regulation 13 of the Local Government (Financial Management) Regulations 1996 Administration is required to present the List of Accounts Paid for the month to Council.

Recommendation to Committee

Council receives the List of Accounts Paid for the month of January 2011.

Strategic Plan

KFA 5: Governance

5.6 - Ensure compliance with statutory requirements and guidelines.

This report will ensure the City meets its statutory requirements.

Background

Regulation 13 of the Local Government (Financial Management) Regulations 1996 requires a list of accounts paid to be prepared each month showing each account paid since the last list was prepared:

- a) the payee's name;
- b) the amount of the payment;
- c) the date of the payment; and
- d) sufficient information to identify the transaction.

The list is to be presented to the Council at the next ordinary meeting of the Council after the list is prepared and recorded in the Minutes of that meeting.

Proposal Detail

Not applicable.

Consultation

Required by legislation: Yes No
Required by City of Nedlands policy: Yes No

Legislation

This report meets the requirements of Regulation 13 of the Local Government (Financial Management) Regulations 1996.

Budget/Financial Implications

Not applicable.

Risk Management

The Accounts Payable procedures ensure that no fraudulent payments are made by the City, and these procedures are strictly adhered to by the officers. These include the final vetting of approved invoices by the Finance Manager and the Director of Corporate Services (or designated alternative officers).

Discussion

The list of accounts for January 2011 has been prepared in accordance with Regulation 13 of the Local Government (Financial Management) Regulations 1996 and is now presented to Council.

Conclusion

The list of accounts paid for the month of January 2011 complies with the relevant legislation and can be received by Council.

Attachments

1. List of Accounts Paid – January 2011



CITY OF NEDLANDS

All Payments 1/01/2011 to 31/01/2011

Database: LIVE

Page: 1

| <u>Chq/Ref</u> | <u>Pavee</u> | <u>Date</u> | <u>Amount</u> | <u>Tran</u> | <u>Description</u> | <u>Amount</u> |
|--------------------------------|-----------------------------------|-------------|---------------|-------------|---|---------------|
| NAB - Municipal Account | | | | | | |
| CHEQUE | | | | | | |
| 55284 | CURTIS BERSAN | 07/01/2011 | -157.75 | INV | 31/10-1/12/10 COMMISSION-MTC TENNIS CRT | 157.75 |
| 55285 | CASTLE COTTON SUPPLIES | 07/01/2011 | -154.00 | INV | 2X 25KG BAGS TOWEL | 154.00 |
| 55286 | CITY OF NEDLANDS PETTY CASH | 07/01/2011 | -1,214.90 | INV | RECOUP PETTY CASH W/E 24/12/10 ADMIN | 428.45 |
| | | | | INV | RECOUP PETTY CASH W/E 7/1/11 NVS | 86.35 |
| | | | | INV | RECOUP PETTY CASH W/E 7/1/11 NCC | 385.50 |
| | | | | INV | RECOUP PETTY CASH W/E 7/1/11 DEPOT | 314.60 |
| 55287 | CITY OF NEDLANDS SOCIAL CLUB | 07/01/2011 | -432.00 | INV | PAYROLL DEDUCTION | 218.00 |
| | | | | INV | PAYROLL DEDUCTION | 214.00 |
| 55288 | COUNCILLOR B G HODSDON | 07/01/2011 | -727.50 | INV | COUNCILLORS ALLOWANCE JAN 2011 | 727.50 |
| 55289 | LOCAL SUPER | 07/01/2011 | -2,381.22 | INV | ADMINISTRATION - ADMINISTRATIO - 60-11-12-14-60 | 2,381.22 |
| 55290 | PBTL-LIFETIME SUPERANNUATION FUND | 07/01/2011 | -276.10 | INV | PBTL - LIFETIME SUPERANNUATION - 62-11-12-14-62 | 276.10 |
| 55291 | SPEARWOOD DRAINAGE CO | 07/01/2011 | -10,059.50 | INV | INSTALL 4 SEPS AT HALDANE STREET MTC | 7,111.50 |
| | | | | INV | INSTALL 2 SEPS AT JAMES STREET SWANB | 2,948.00 |
| 55292 | SYNERGY | 07/01/2011 | -1,266.10 | INV | ELECTRICITY 12/10-8/12/10 NCC | 1,266.10 |
| 55293 | TELSTRA CORPORATION LTD | 07/01/2011 | -12,420.32 | INV | TO 9/1/11 DATA CHG-INTERNET ACCESS SVCE | 8,693.33 |
| | | | | INV | PHONE CHARGES USE-13/12 SVCE-13/1/11 | 3,726.99 |
| 55294 | B TYSON | 07/01/2011 | -727.50 | INV | COUNCILLORS ALLOWANCE JAN 2011 | 727.50 |
| 55295 | WALGS PLAN | 07/01/2011 | -125,725.20 | INV | COMMUNITY SERVICES - 50-11-12-14-50 | 70,622.47 |
| | | | | INV | WALG PLAN ENVIRON SERV - PLANN - 51-11-12-14-51 | 54,534.44 |
| | | | | INV | COMMUNITY SERVICES - 50-11-99-12-14-5 | 92.47 |
| | | | | INV | WALG PLAN ENVIRON SERV - PLANN - 51-11-99-12-14-5 | 475.82 |
| 55296 | MR T DAVIES | 07/01/2011 | -1,500.00 | RFND | 4 BORONIA AVENUE - FOOTPATH REFUND | 1,500.00 |
| 55297 | A L MCGINNIS | 07/01/2011 | -1,500.00 | RFND | 59 MOUNTJOY RD - FOOTPATH REFUND | 1,500.00 |
| 55298 | MR A O VENN | 07/01/2011 | -1,500.00 | RFND | 33 BULIMBA ROAD - FOOTPATH REFUND | 1,500.00 |
| 55299 | J G MUSK | 07/01/2011 | -1,500.00 | RFND | 2 BORONIA AVE - FOOTPATH REFUND | 1,500.00 |
| 55300 | S AHMADI | 07/01/2011 | -1,500.00 | RFND | 8 ABBEY GARDENS - FOOTPATH REFUND | 1,500.00 |



CITY OF NEDLANDS

All Payments 1/01/2011 to 31/01/2011

Database: LIVE

Page: 2

| Chq/Ref | Pavee | Date | Amount | Tran | Description | Amount |
|---------|-----------------------------------|------------|-----------|------|--|----------|
| 55301 | F M SUNDERMAN | 07/01/2011 | -1,500.00 | RFND | 43 LEON ROAD - FOOTPATH REFUND | 1,500.00 |
| 55302 | M J MAZZUCHELLI | 07/01/2011 | -66.00 | RFND | KEY BOND REFUND PINE CLOSE RESERVE | 66.00 |
| 55303 | ELVIS INVESTMENTS PTY LTD | 07/01/2011 | -1,150.00 | RFND | 7 DOONAN RD - FOOTPATH REFUND | 1,150.00 |
| 55304 | S H WILLIAMS | 07/01/2011 | -1,500.00 | RFND | 11 KINGSTON ST - FOOTPATH REFUND | 1,500.00 |
| 55305 | P SANGARANANDA | 07/01/2011 | -182.00 | RFND | REFUND HALL & KEY BONDS J C SMITH PAV | 182.00 |
| 55306 | NATASHA AND BEN MARTIN PO BOX 102 | 07/01/2011 | -264.85 | INV | REIMBURSE-VEHICLE REPAIRS D10/20812 | 264.85 |
| 55307 | SAVVY CONSTRUCTION | 07/01/2011 | -1,500.00 | RFND | 90 CLEMENT ST - FOOTPATH REFUND | 1,500.00 |
| 55308 | ROSELLA BUILDERS P/L | 07/01/2011 | -1,500.00 | RFND | 46 MELVISTA AVE - FOOTPATH REFUND | 1,500.00 |
| 55309 | SYNERGY | 12/01/2011 | -5,579.43 | INV | ELECTRICITY 9/10-8/12/10 GROUPED | 5,579.43 |
| 55310 | GODDEN ELECTRICS PTY LTD | 14/01/2011 | -362.50 | INV | REPAIR WORKS ON THE DEPOT COFFEE MACHINE | 362.50 |
| 55311 | AUSTRALIA POST | 14/01/2011 | -584.47 | INV | DEC 2010 REPLY PAID LETTERS | 24.08 |
| | | | | INV | 12/10 COUNTER B/PAY & C/CARD TRANS FEE | 560.39 |
| 55312 | BAY ROAD PANTRY | 14/01/2011 | -461.00 | INV | TO 18/11/10 COMMISSION-TENNIS CRT COLLEGE PK | 361.00 |
| | | | | INV | TO 21/12/10 COMMISSION-TENNIS CRT COLLEGE PK | 100.00 |
| 55313 | CURTIS BERSAN | 14/01/2011 | -61.25 | INV | COMMISSION-MTC TENNIS CRT | 61.25 |
| 55314 | ERIC CALABRESE | 14/01/2011 | -931.00 | INV | DEC 10 GARDENING SVGES | 228.00 |
| | | | | INV | DEC 10 GARDENING SVGES | 304.00 |
| | | | | INV | DEC 10 GARDENING SVGES | 247.00 |
| | | | | INV | DEC 10 GARDENING SVGES | 152.00 |
| 55315 | I A CARRINGTON-JONES | 14/01/2011 | -60.06 | INV | VOL VEHICLE REIMBURSEMENT | 60.06 |
| 55316 | CITY OF NEDLANDS PETTY CASH | 14/01/2011 | -187.10 | INV | RECOUP PETTY CASH W/E 14/1/11 ADMIN | 187.10 |
| 55317 | COMMISSIONER OF STATE REVENUE | 14/01/2011 | -1,531.92 | INV | CLAIMED PENSIONER REBATE-S/BE SENIORS-154773 | 1,232.08 |
| | | | | INV | CLAIMED USING INCORRECT CARD NUM BER-170894 | 299.84 |
| 55318 | CPA AUSTRALIA | 14/01/2011 | -599.00 | INV | 2011 MEMBERSHIP MR M COLE 2013036 | 599.00 |
| 55319 | HARVEY NORMAN - COMPUTERS | 14/01/2011 | -540.00 | INV | PANA DMCFT2D DSC 14.1MP ORG,8GB SD ULTRA,BAG | 540.00 |
| 55320 | HENDIES HIRE SERVICE | 14/01/2011 | -1,540.00 | INV | MARQUEE & 100 CHAIRS-REMEMBRANCE DAY | 1,540.00 |
| 55321 | LANDGATE - GRV | 14/01/2011 | -161.94 | INV | GRV'S 27/11-10/12/10 SCHDL G2010/25 | 161.94 |
| 55322 | NAPOLEON STREET NEWSAGENCY | 14/01/2011 | -625.83 | INV | MTC LIB MAGAZINES NOV 2010 | 143.54 |



CITY OF NEDLANDS

All Payments 1/01/2011 to 31/01/2011

Database: LIVE

Page: 3

| Chq/Ref | Pavee | Date | Amount | Tran | Description | Amount |
|---------|---------------------------------|------------|-----------|------|---|----------|
| | | | | INV | NEDLANDS LIBRARY MAGAZINES-NOV 10 | 482.29 |
| 55323 | SHIRE OF PEPPERMINT GROVE | 14/01/2011 | -33.00 | INV | PAYMENT FOR LOST/DAMAGED ITEM - THE TAMING | 33.00 |
| 55324 | SYNERGY | 14/01/2011 | -3,291.75 | INV | ELECTRICITY 16/11-15/12/10 FORESHORE 3 | 483.40 |
| | | | | INV | ELECTRICITY 4/10-8/12/10 33 GENESTA | 89.65 |
| | | | | INV | ELECTRICITY 9/10 - 7/12/10 CHARLES CRT RSV | 947.40 |
| | | | | INV | ELECTRICITY 9/10-7/12/10 PAUL HASLUCK RSV | 517.75 |
| | | | | INV | ELECTRICITY 10/10-8/12/10 PT RES RSV | 21.75 |
| | | | | INV | ELECTRICITY 12/10-8/12/10 COLLEGE PK LIGHTS | 27.70 |
| | | | | INV | ELECTRICITY 12/10-8/12/10 GENESTA CRES | 90.20 |
| | | | | INV | ELECTRICITY 9/10-7/12/10 ROSE GDNS | 630.95 |
| | | | | INV | ELECTRICITY 10/10-8/12/10 BEATRICE RD | 482.95 |
| 55325 | TELSTRA CORPORATION LTD | 14/01/2011 | -2,852.13 | INV | MTC LIB BROADBAND 17/12/10-16/1/11 | 59.95 |
| | | | | INV | DECEMBER 10 MOBILE PHONE CHARGES | 2,792.18 |
| 55326 | TOWN OF VINCENT | 14/01/2011 | -50.00 | INV | EARLY BUSINESSES OF VINCENT (BOOK) | 50.00 |
| 55327 | MS N BEDWOOD | 14/01/2011 | -188.00 | RFND | REFUND HALL & KEY BOND BANKSIA ROOM | 188.00 |
| 55328 | A LEE-BAW | 14/01/2011 | -188.00 | RFND | REFUND HALL & KEY BOND MT C KINDY | 188.00 |
| 55329 | E SOUTAR | 14/01/2011 | -188.00 | RFND | REFUND HALL & KEY BOND MCCC | 188.00 |
| 55330 | WALTON HOUSE | 14/01/2011 | -3,066.00 | RFND | REFUND VERGE & KEY BOND PAUL HASLUCK RES | 3,066.00 |
| 55331 | DIANNE HICKS 74A GEORGE WAY | 14/01/2011 | -257.28 | INV | VOLUNTEER VEHICLE REIMBURSEMENT | 257.28 |
| 55332 | FIONA COOPER-SMYTH PO BOX 178 | 14/01/2011 | -1,000.00 | INV | CHRISTMAS SHOW-LIB BOOKS ON WHEELS PARTY | 1,000.00 |
| 55333 | CHENG, LAI FANN 17 ORD STREET | 14/01/2011 | -20.40 | INV | REFUND-LOST ITEMS RETURNED | 20.40 |
| 55334 | MS L COLE | 14/01/2011 | -55.00 | RFND | ROOM HIRE KEY BOND RETURN FOR TRESILIAN | 55.00 |
| 55335 | MS B WOLFF | 14/01/2011 | -205.00 | RFND | ROOM HIRE & KEY RETURN - TRESILIAN | 205.00 |
| 55336 | MR S SINDWANI | 14/01/2011 | -182.00 | RFND | REFUND HALL & KEY BOND SAI BABA GROUP | 182.00 |
| 55337 | KEITH NORRIS 15/240 BURKE DRIVE | 14/01/2011 | -253.00 | INV | VOL VEHICLE REIMBURSEMENT | 253.00 |
| 55338 | TIM BUSSEMAKER 21 WELD STREET | 14/01/2011 | -15.95 | INV | REIMBURSE VOL EXPENSES | 15.95 |
| 55339 | G A DOMVILLE | 14/01/2011 | -1,500.00 | RFND | 49 BEATRICE RD - FOOTPATH REFUND | 1,500.00 |
| 55340 | LOXAM DEVELOPMENTS | 14/01/2011 | -1,500.00 | RFND | 15 BEDBROOK PL - FOOTPATH REFUND | 1,500.00 |
| 55341 | MRS B M AHERN | 14/01/2011 | -1,500.00 | RFND | 150 ROCHDALE RD - FOOTPATH REFUND | 1,500.00 |
| 55342 | MR A D KERR | 14/01/2011 | -1,500.00 | RFND | 1 KIRWAN ST, FLOREAT - FOOTPATH REFUND | 1,500.00 |



CITY OF NEDLANDS

All Payments 1/01/2011 to 31/01/2011

Database: LIVE

Page: 4

| Chq/Ref | Pavee | Date | Amount | Tran | Description | Amount |
|---------|-----------------------------------|------------|------------|------|---|-----------|
| 55343 | MRS S L COOPER | 14/01/2011 | -1,500.00 | RFND | 80 BIRKDALE ST - FOOTPATH REFUND | 1,500.00 |
| 55344 | FRANK RICHARDSON 4 LANDON WAY | 14/01/2011 | -1,500.00 | INV | RPLC CHQ 55191-F/PATH REFUND 4 LANDON WAY | 1,500.00 |
| 55345 | SYNERGY | 21/01/2011 | -3,384.55 | INV | ELECTRICITY 6/10-11/1/11 GROUPED | 3,384.55 |
| 55348 | ALINTA GAS | 21/01/2011 | -189.20 | INV | GAS CHARGES 21/9-13/12/10 JOHN LECKIE PAV | 100.30 |
| | | | | INV | GAS CHARGES 15/9-9/12/10 CRUICKSHANK CHNG RMS | 13.30 |
| | | | | INV | GAS CHARGES 16/9-13/12/10 DALK HALL | 14.80 |
| | | | | INV | GAS CHARGES 5/10-5/1/11 DEPOT | 60.80 |
| 55349 | APOLLO CAR LOCKSMITHS | 21/01/2011 | -143.00 | INV | CUTTING SECURITY KEYS | 143.00 |
| 55350 | BUILDERS REGISTRATION BOARD OF WA | 21/01/2011 | -3,324.50 | INV | NOV & DEC 2010 RECONCILIATION & RETURN | 3,324.50 |
| 55351 | CITY OF NEDLANDS PETTY CASH | 21/01/2011 | -848.35 | INV | RECOUP PETTY CASH W/E 14/1/11 N/LIB | 373.85 |
| | | | | INV | RECOUP PETTY CASH W/E 21/1/11 ADMIN | 171.20 |
| | | | | INV | RECOUP PETTY CASH W/E 18/1/11 NCC | 303.30 |
| 55352 | CITY OF NEDLANDS SOCIAL CLUB | 21/01/2011 | -208.00 | INV | PAYROLL DEDUCTION | 208.00 |
| 55353 | CITY OF STIRLING | 21/01/2011 | -2,922.06 | INV | LONG SVCE LEAVE CONTR-D STOITIS | 2,922.06 |
| 55354 | CONSTRUCTION TRAINING FUND | 21/01/2011 | -15,694.50 | INV | DEC 2010 RECONCILIATION & RETURN | 15,694.50 |
| 55355 | FLOORGUARD | 21/01/2011 | -5,867.12 | INV | RESURFACING FLOORS-DALK HALL,AL/PK,J LECKIE | 5,867.12 |
| 55356 | NOBLE PTY LTD | 21/01/2011 | -310.42 | | | |
| 55357 | NORMS DOORS | 21/01/2011 | -195.00 | INV | CUSTOM DOOR FOR TOILET SERVICE DUCT | 195.00 |
| 55358 | OSWALD HOMES | 21/01/2011 | -1,500.00 | fund | 49 BEATRICE RD - FOOTPATH REFUND | 1,500.00 |
| 55359 | PARKER BLACK & FORREST PTY LTD | 21/01/2011 | -154.00 | INV | 7X 547/54/ INDICATOR BOLT | 154.00 |
| 55360 | R & P ENGINEERING PTY LTD | 21/01/2011 | -2,345.75 | INV | ROAD PROFILING & SWEEPING CARRINGTON ST | 1,452.00 |
| | | | | INV | PROFILING & SWEEPING OLERIA LANE | 893.75 |
| 55361 | SPEARWOOD DRAINAGE CO | 21/01/2011 | -33,051.24 | INV | DRAINAGE WORK - CIRCE CIRCLE | 8,921.00 |
| | | | | INV | INSTALL 4 SEPS AT PARK STREET | 13,042.24 |
| | | | | INV | INSTALLATION OF 3 SEPS ON PRINCESS ROAD | 9,515.00 |
| | | | | INV | INSTALLATION OF 1 SEP ON BROWNE AVE | 1,573.00 |
| 55362 | SYNERGY | 21/01/2011 | -97.20 | INV | ELECTRICITY 3/11/10-4/1/11 MOSSVALE RSV | 37.65 |
| | | | | INV | ELECTRICITY 3/11/10-4/1/11 LAWLER PK TENNIS | 59.55 |
| 55363 | TESTEL AUSTRALIA PTY LTD | 21/01/2011 | -3,920.95 | INV | ELECTRICAL SAFETY INSPECTION & TESTING-N/LIB | 473.33 |



CITY OF NEDLANDS

All Payments 1/01/2011 to 31/01/2011

Database: LIVE

Page: 5

| <u>Chq/Ref</u> | <u>Pavee</u> | <u>Date</u> | <u>Amount</u> | <u>Tran</u> | <u>Description</u> | <u>Amount</u> |
|----------------|--|-------------|---------------|-------------|---|---------------|
| | | | | INV | ELECTRICAL SAFETY INSPECTION & TEST-ADMIN | 1,742.40 |
| | | | | INV | ELECTRICAL SAFETY INSPECTION & TEST-DEPOT | 971.19 |
| | | | | INV | ELECTRICAL SAFETY INSPECTION & TEST-TRESILLIAN | 338.58 |
| | | | | INV | ELECTRICAL SAFETY INSPECTION & TEST-PROCC | 154.44 |
| | | | | INV | ELECTRICAL SAFETY INSPECTION & TEST-MTC LIB | 241.01 |
| 55364 | WATER CORPORATION - LEEDERVILLE | 21/01/2011 | -1,223.00 | INV | HEADWORKS CONTRIBUTION A5-SEWERAGE | 1,223.00 |
| 55365 | WESTERN METROPOLITAN REGIONAL COUNC | 24/01/2011 | -188.00 | RFND | REFUND HALL AND KEY BOND | 188.00 |
| 55366 | MR G C DEVINE | 24/01/2011 | -1,500.00 | RFND | 14 QUINTILIAN* | 1,500.00 |
| 55367 | S TEE | 24/01/2011 | -188.00 | RFND | REFUND HALL & KEY BOND | 188.00 |
| 55368 | DALKEITH PRIMARY SCHOOL | 24/01/2011 | -182.00 | RFND | REFUND HALL & KEY BOND | 182.00 |
| 55369 | W GOUWS | 24/01/2011 | -66.00 | RFND | REFUND HALL & KEY BOND | 66.00 |
| 55370 | MRS J T KAY | 24/01/2011 | -188.00 | RFND | REFUND HALL & KEY BOND | 188.00 |
| 55371 | MRS J A BERGLIN | 24/01/2011 | -266.00 | RFND | REFUND HALL & KEY BOND | 266.00 |
| 55372 | C HARBEN | 24/01/2011 | -188.00 | RFND | REFUND HALL & KEY BOND | 188.00 |
| 55373 | BUILD WEST PTY LTD | 24/01/2011 | -1,500.00 | RFND | 13 BULIMBA RD - FOOTPATH REFUND | 1,500.00 |
| 55374 | A ONG | 24/01/2011 | -1,500.00 | RFND | 96 MERIWA ST - FOOTPATHR REFUND | 1,500.00 |
| 55375 | NUCHANGE BUILDING | 24/01/2011 | -1,500.00 | RFND | 24 TAYLOR RD - FOOTPATH REFUND | 1,500.00 |
| 55376 | EXCLUSIVE POOLS | 24/01/2011 | -1,500.00 | RFND | 4 BORONIA AVE - FOOTPATH REFUND | 1,500.00 |
| 55377 | M QUADIRO | 24/01/2011 | -675.00 | RFND | REFUND KEY & RESERVE BOND GRAINGER RESER | 675.00 |
| 55378 | PERRIAN DATE 83 WAHROONGA WAY | 24/01/2011 | -150.00 | INV | 4SURE FESTIVAL - PERFORMANCE - GOODNIGHT TIGER | 150.00 |
| 55379 | JOSEPH KESZI 16 BLENCOWE ST | 24/01/2011 | -34.10 | INV | MILAGE - LIB VOLUNTEER | 34.10 |
| 55380 | FRANCES CLARKE 46 MELVISTA AVE | 24/01/2011 | -250.00 | INV | 10/11 SPONSORSHIP OF YOUTH INITIATIVES | 250.00 |
| 55381 | MS ANNETTE PRESHAW 27 GETTING ST | 24/01/2011 | -65.00 | INV | COURSE REFUND TERM 1 2011 | 65.00 |
| 55382 | MRS LOUISE COPLEY 58 TALBOT DRIVE | 24/01/2011 | -145.00 | INV | COURSE REFUND TERM 1 2011 | 145.00 |
| 55383 | MS RIYOKO MUROI 50 MERIWA STREET | 24/01/2011 | -80.00 | INV | COURSE REFUND TERM 1 2011 | 80.00 |
| 55384 | MS ELFRIDA ROSSI 6 JUBAEA GDNS | 24/01/2011 | -20.00 | INV | COURSE REFUND TERM 1 2011 | 20.00 |



CITY OF NEDLANDS

All Payments 1/01/2011 to 31/01/2011

Database: LIVE

Page: 6

| Chq/Ref | Pavee | Date | Amount | Tran | Description | Amount |
|---------|----------------------------|------------|------------|------|--|----------|
| 55385 | LYN COMPSTON 19 UNION ST | 24/01/2011 | -42.00 | INV | COURSE REFUND TERM 1 2011 | 42.00 |
| 55386 | A K & J M AUSTIN | 24/01/2011 | -504.72 | | | |
| 55399 | A NOBLE & SON LTD WA | 28/01/2011 | -310.42 | INV | 8.0MM GRADE 70 GOLD CHAIN,8.0MM GRAB HOOK | 229.90 |
| | | | | INV | 50MMX90M RATCHET LASHING ASSY | 80.52 |
| 55400 | ALINTA GAS | 28/01/2011 | -13.25 | INV | GAS CHARGES 12/10/10-12/1/11 HACKETT HALL | 13.25 |
| 55401 | CAT WELFARE SOCIETY INC. | 28/01/2011 | -500.00 | INV | DONATION TO CAT HAVEN JAN 2011 | 500.00 |
| 55402 | CITY OF NEDLANDS MUNI FUND | 28/01/2011 | -200.00 | INV | DRC - MEDIUM RISK FOOD PREMISES-2010/11 | 200.00 |
| 55403 | IAN HAMILTON | 28/01/2011 | -88.00 | INV | REIMBURSE INTERNET CHGS 7/12/10-6/1/11 | 88.00 |
| 55404 | LANDGATE - GRV | 28/01/2011 | -462.80 | INV | GRV'S 11-24/12/10 SCHDL G2010/26 | 462.80 |
| 55405 | MARTINEAUS PATISSERIE | 28/01/2011 | -182.95 | INV | CATERING-21/12/10 KPMG MEETING | 182.95 |
| 55406 | J R STEWART | 28/01/2011 | -310.50 | INV | 12/10 COMMISSION-LAWLER PK TENNIS BOOKINGS | 135.75 |
| | | | | INV | 11/10 COMMISSION-LAWLER PK TENNIS BOOKINGS | 174.75 |
| 55407 | SYNERGY | 28/01/2011 | -10,950.90 | INV | ELECTRICITY 10/11-11/1/11 91 WOOD ST | 412.30 |
| | | | | INV | ELECTRICITY 7/11/10-12/1/11 MTC CHNG RMS | 24.30 |
| | | | | INV | ELECTRICITY 10/11/10-13/1/11 HARRIS PK | 966.80 |
| | | | | INV | ELECTRICITY 11/11/10-13/1/11 CALADENIA GDNS | 56.35 |
| | | | | INV | ELECTRICITY 9/11/10-11/1/11 SWANB BCH RSV | 579.45 |
| | | | | INV | ELECTRICITY 10/11/10-13/1/11 NEW CRT GRN | 145.40 |
| | | | | INV | ELECTRICITY 10/11/10-13/1/11 MTC PONDS/PMPS | 6,216.50 |
| | | | | INV | ELECTRICITY 10/11/10-13/1/11 LESLEY GRAHAM RSV | 260.20 |
| | | | | INV | ELECTRICITY 10/11/10-13/1/11 MTC OVAL | 473.75 |
| | | | | INV | ELECTRICITY 10/11/10-13/1/11 JONES PK | 58.15 |
| | | | | INV | ELECTRICITY 10/11/10-13/1/11 MTC PLY CNTR | 88.90 |
| | | | | INV | ELECTRICITY 10/11/10-13/1/11 BAINS PK | 113.25 |
| | | | | INV | ELECTRICITY 10/11/10-13/1/11 ZAMIA PK | 23.85 |
| | | | | INV | ELECTRICITY 10/11/10-13/1/11 HARRIS PK LIGHTS | 64.85 |
| | | | | INV | ELECTRICITY 10/11/10-13/1/11 ST PETERS SQ BORE | 308.25 |
| | | | | INV | ELECTRICITY 9/11/10-11/1/11 ALLEN PK | 913.20 |
| | | | | INV | ELECTRICITY 3/11/10-5/1/11 ROGERSON GDNS | 146.45 |
| | | | | INV | ELECTRICITY 7/11/10-12/1/11 STUBBS TCE | 98.95 |
| 55408 | TELSTRA CORPORATION LTD | 28/01/2011 | -3,406.96 | INV | PHONE CHARGES-USE-13/1, SVCE-13/2/11 | 3,406.96 |
| 55409 | TREE PLANTING & WATERING | 28/01/2011 | -3,718.00 | INV | HIRE WATER TRUCK 28/12/10 | 321.75 |



CITY OF NEDLANDS

All Payments 1/01/2011 to 31/01/2011

Database: LIVE

Page: 7

| Chq/Ref | Pavee | Date | Amount | Tran | Description | Amount |
|---------------------|-------------------------------------|------------|----------------------|----------------|--|----------|
| | | | | INV | HIRE WATER TRUCK 1-29/12/10 | 3,396.25 |
| 55410 | WATER CORPORATION | 28/01/2011 | -229.50 | INV | WATER USE 24/3-16/9/10 HWD BWL/SUB HOCKEY | 229.50 |
| 55411 | MR S CLANCY | 31/01/2011 | -188.00 | RFND | REFUND HALL & KEY BOND ALLEN PARK PAVILL | 188.00 |
| 55412 | DIANNE HICKS 74A GEORGE WAY | 31/01/2011 | -64.32 | INV | REIMBURSE VOLUNTEER EXPENSES | 64.32 |
| 55413 | ERICA NORTON PO BOX 946 | 31/01/2011 | -42.00 | INV | COURSE REFUND TERM 1 2011 SCH HOL | 42.00 |
| 55414 | KATRINA BOURNE 53 ROSALIE STREET | 31/01/2011 | -42.00 | INV | COURSE REFUND TERM 1 2011 SCH HOL | 42.00 |
| 55415 | JEANNETTE RAE 17 MAXWELL STREET | 31/01/2011 | -53.70 | INV | WA POLICE NPC APPLICATION-REIMBURSEMENT | 53.70 |
| 55416 | ETHAN REED 86 STANLEY STREET | 31/01/2011 | -150.00 | INV | STATIC EMBRACE PERFORMANCE-4SURE YTH FEST | 150.00 |
| 55417 | VERGOLA WA | 31/01/2011 | -1,500.00 | RFND | 21 BRUCE ST - FOOTPATH REFUND | 1,500.00 |
| 55418 | NOVUS HOMES | 31/01/2011 | -1,500.00 | RFND | 5 LONERAGAN STREET - FOOTPATH REFUND | 1,500.00 |
| 55419 | MR M R HULBERT | 31/01/2011 | -1,500.00 | RFND | 36 TAYLOR RD - FOOTPATH | 1,500.00 |
| 55420 | ESPLANADE HOMES PTY LTD | 31/01/2011 | -1,500.00 | RFND | 27 NEVILLE RD - FOOTPATH REFUND | 1,500.00 |
| 55421 | ALLMAX HOLDINGS PTY LTD | 31/01/2011 | -1,500.00 | RFND | 66 WEBSTER ST - FOOTPATH REFUND | 1,500.00 |
| 55422 | MARTINS NORTH CITY LANDSCAPING | 31/01/2011 | -1,500.00 | RFND | 33 STANLEY ST - FOOTPATH REFUND | 1,500.00 |
| 55423 | PITCHED PERGOLAS | 31/01/2011 | -1,500.00 | RFND | 25 TYRELL ST - FOOTPATH REFUND | 1,500.00 |
| 55424 | K E HOLTEN | 31/01/2011 | -1,500.00 | RFND | 48 THE AVENUE - FOOTPATH REFUND | 1,500.00 |
| 55425 | M S STUCKEY | 31/01/2011 | -1,500.00 | RFND | 90 MERIWA STREET - FOOTPATH REFUND | 1,500.00 |
| 55426 | COOKTOWN CONSTRUCTION PTY LTD | 31/01/2011 | -1,500.00 | RFND | 105 STIRLING HWY - FOOTPATH REFUND | 1,500.00 |
| 55427 | MR N WILSON | 31/01/2011 | -1,500.00 | RFND | 25 LONERAGAN ST - FOOTPATH REFUND | 1,500.00 |
| 55428 | A1 POOLS | 31/01/2011 | -1,500.00 | RFND | 18 NIDJALLA LOOP - FOOTPATH REFUND | 1,500.00 |
| 55429 | CAT WELFARE SOCIETY INC. CAT WELFAR | 31/01/2011 | -660.00 | | | |
| 55430 | MLC NOMINEES PTY LIMITED | 31/01/2011 | -236.46 | INV | RPLC EFT 458 PAYMENT- P HUIGENS SUPER FUND | 236.46 |
| Total CHEQUE | | | -\$330,696.37 | | | |
| EFT | | | | | | |
| PY01-15 | NAB - MUNICIPAL ACCOUNT | 18/01/2011 | -217,319.09 | | | |
| PY01-16 | NAB - MUNICIPAL ACCOUNT | 30/01/2011 | -228,762.00 | | | |
| 458 | EFT TRANSFER: - 06/01/2011 | 06/01/2011 | -340,382.69 | 458.100 | ADVANTECH MOBILE AUTO ELECTRICS | |



CITY OF NEDLANDS

All Payments 1/01/2011 to 31/01/2011

Database: LIVE

Page: 8

| <u>Chq/Ref</u> | <u>Pavee</u> | <u>Date</u> | <u>Amount</u> | <u>Tran</u> | <u>Description</u> | <u>Amount</u> |
|------------------|--------------|-------------|---------------|-------------|---|---------------|
| | | | | INV | VEHICLE REPAIRS- 116197 | 682.00 |
| 458.11410 | | | | | Hays Specialist Recruitment (Aust) | |
| | | | | INV | PLACEMENT FEE - SENIOR STRATEGIC PLANNING | 15,970.68 |
| 458.11565 | | | | | WELLINGTON SURPLUS STORES (PERTH) | |
| | | | | INV | SWAT BOOTS,UNDER BELT,EQUIP BAG | 260.75 |
| 458.11717 | | | | | APRA (AUSTRALIAN PERFORMING RIGHT A | |
| | | | | INV | APRA lease for Community facilities | 337.77 |
| 458.11804 | | | | | West Australian Local Government As | |
| | | | | INV | NOV 2010 ADVERTISING | 35,586.11 |
| 458.11958 | | | | | ASPHALTECH | |
| | | | | INV | 151.5 TONNE 10MM GRANITE ASPHALT-OLEARIA LN | 22,531.08 |
| 458.11975 | | | | | JLR PUMPS | |
| | | | | INV | BORE SAND FILLED,COMPACTED,CONCRETE CAPED | 825.00 |
| 458.12538 | | | | | WANDA'S COMMERICAL CLEANING | |
| | | | | INV | DEC 2010 CLEANING SERVICES | 6,105.00 |
| 458.12791 | | | | | Mr G T Foster | |
| | | | | INV | REIMBURSE PHONE AND INTERNET EXPENSES | 433.87 |
| 458.12981 | | | | | COUNTRY KITCHEN CATERING | |
| | | | | INV | CATERING-14/12/10 COUNCIL MEETING | 740.00 |
| 458.12990 | | | | | MMM WA PTY LTD | |
| | | | | INV | EARTHWORKS AT OLERIA LANE MOUNT CLAREMONT | 83,977.30 |
| 458.13014 | | | | | NESPRESSO PROFESSIONAL | |
| | | | | INV | COFFEE-600 ESPRESSO,300 LUNGO,50EA FINEZZO,VIVALT | 582.68 |
| 458.13278 | | | | | LANDFILL GAS AND POWER PTY LTD | |
| | | | | INV | ELECTRICITY 1/11-1/12/10 N/LIB A/COND | 1,838.88 |
| | | | | INV | ELECTRICITY 1/11-1/12/10 DEPOT | 1,391.82 |
| 458.13581 | | | | | CAPTAIN STIRLING IGA SUPERMARKET | |
| | | | | INV | CATERING SUPPLIES-2030 ART W/SHOPS | 39.25 |
| | | | | INV | 14X AIRWICK REF AWAKE | 79.10 |
| | | | | INV | CATERING SUPPLIES-CHILDREN'S ART AWARDS | 116.00 |
| 458.13620 | | | | | MLC Nominees Pty Limited | |
| | | | | INV | MLC Nominees - 65-11-12-14-65 | 236.46 |
| 458.3045 | | | | | Hollywood-Subiaco Bowling Club (Inc | |
| | | | | INV | CATERING/ROOM HIRE-2030 WORKSHOP | 1,475.00 |
| | | | | INV | CATERING-REMEMBRANCE DAY 2010 | 300.00 |
| 458.380 | | | | | Australian Taxation Office | |
| | | | | INV | Payroll Deduction | 64,509.24 |
| | | | | INV | Payroll Deduction | 68,879.98 |



CITY OF NEDLANDS

All Payments 1/01/2011 to 31/01/2011

Database: LIVE

Page: 9

| <u>Chq/Ref</u> | <u>Pavee</u> | <u>Date</u> | <u>Amount</u> | <u>Tran</u> | <u>Description</u> | <u>Amount</u> |
|----------------|----------------------------|-------------|---------------|-------------|---|---------------|
| | | | 458.400 | | Australian Services Union | |
| | | | | INV | Payroll Deduction | 144.90 |
| | | | | INV | Payroll Deduction | 144.90 |
| | | | | INV | Payroll Deduction | 144.90 |
| | | | 458.4500 | | MCLEODS BARRISTERS & SOLICITORS | |
| | | | | INV | 18112, RETAINER 2010/2011 | 5,500.00 |
| | | | | INV | ADVICE ON "TO ACT IN GOOD FAITH" | 3,132.80 |
| | | | 458.8242 | | West Metro Regional Council | |
| | | | | INV | WASTE DISPOSAL 6/12 - 10/12/10 | 24,417.22 |
| 459 | EFT TRANSFER: - 17/01/2011 | 14/01/2011 | -220,058.65 | 459.10283 | AUSLIB PRESS PTY LTD | |
| | | | | INV | SUBSCRIPTION-APLIS VOL 24 2011 | 73.70 |
| | | | | 459.10405 | WHITE EAGLE COMMERCIAL CLEANING | |
| | | | | INV | DEC 2010 CLEANING - NED LIB | 2,104.85 |
| | | | | 459.10495 | PERTH FLYING SQUADRON YACHT CLUB (I | |
| | | | | INV | SANDWICH PLATTER | 75.00 |
| | | | | INV | Room Hire plus catering 3 & 10/11/10 | 1,770.00 |
| | | | | 459.10548 | POPPY FLORIST | |
| | | | | INV | Remeberance Day Wreath | 150.00 |
| | | | | 459.10797 | PERTH MINT AUSTRALIA | |
| | | | | INV | AUSTRALIAN CITIZENSHIP \$1 COINS X 30 | 162.80 |
| | | | | 459.10895 | STATE LIBRARY OF WESTERN AUSTRALIA | |
| | | | | INV | Lost/Damaged Items | 44.00 |
| | | | | INV | Loast/damaged items | 23.10 |
| | | | | 459.11035 | TOTAL PACKAGING (WA) PTY LTD | |
| | | | | INV | 25 CARTONS POOCH BAGS | 2,145.00 |
| | | | | 459.11107 | Western Chainwire | |
| | | | | INV | RPRS - LINKMESH BACKNET-COLLEGE PK | 1,298.00 |
| | | | | INV | SUP/INSTAL 43M X 1200H JACARANDA FENCING | 8,789.00 |
| | | | | INV | SUP/INSTALL 1.5 H CHAINMESH FENCE-ALLEN PK BUSH | 10,725.00 |
| | | | | 459.11181 | Institute of Public Works Engineeri | |
| | | | | INV | W MO-RD SAFETY AUDIT SEMINAR 23-25/11/10 | 880.00 |
| | | | | 459.11284 | Australia Post | |
| | | | | INV | BULK POSTAGE DEC 2010 | 2,041.64 |
| | | | | 459.11421 | COOL CLEAR WATER GROUP LTD | |
| | | | | INV | DEC 10 WATER (FILTERED) SVCES | 498.30 |
| | | | | 459.11634 | Councillor N Horley | |
| | | | | INV | COUNCILLORS ALLOWANCE JAN 2011 | 727.50 |
| | | | | 459.11636 | Councillor I Tan | |



CITY OF NEDLANDS

All Payments 1/01/2011 to 31/01/2011

Database: LIVE

Page: 10

| <u>Chq/Ref</u> | <u>Pavee</u> | <u>Date</u> | <u>Amount</u> | <u>Tran</u> | <u>Description</u> | <u>Amount</u> |
|----------------|--------------|-------------|---------------|-------------|---|---------------|
| | | | | INV | COUNCILLORS ALLOWANCE JAN 2011 | 727.50 |
| | | | 459.11781 | | DEPT OF PREMIER & CABINET | |
| | | | | INV | GOVT GAZETTE ADVERT-RANGER APPOINTMENT | 165.10 |
| | | | 459.12026 | | BOLINDA PUBLISHING PTY LTD | |
| | | | | INV | LOCAL STOCK RESOURCES MTC LIB NOV 10 | 44.42 |
| | | | | INV | LOCAL STOCK RESOURCES N/LIB NOV 10 | 152.36 |
| | | | | INV | LOCAL STOCK RESOURCES N/LIB NOV 10 | 44.42 |
| | | | | INV | LOCAL STOCK RESOURCES N/LIB DEC 2010 | 44.88 |
| | | | 459.12044 | | TREE SURGEONS OF WA | |
| | | | | INV | TARGET PRUNING FICUS-2 WATKINS RD | 1,479.50 |
| | | | | INV | DISMANTLE & GRIND STUMP-MELALEUCA-20 CIRCE CIRCLE | 1,259.50 |
| | | | | INV | TARGET PRUNE TREES-REAR 6 & 8 MEAD | 1,143.45 |
| | | | 459.12117 | | SAI GLOBAL LTD | |
| | | | | INV | 24 & 25/1/11 J DAY INTEGRATED RISK MNGMNT | 1,020.00 |
| | | | 459.12118 | | IAN ARGYLE | |
| | | | | INV | COUNCILLORS ALLOWANCE JAN 2011 | 727.50 |
| | | | 459.12119 | | Councillor J D Bell | |
| | | | | INV | COUNCILLORS ALLOWANCE JAN 2011 | 727.50 |
| | | | 459.12232 | | DYMOCKS CLAREMONT | |
| | | | | INV | LOCAL STOCK RESOURCES MTC LIB DEC 10 | 335.48 |
| | | | | INV | LOCAL STOCK RESOURCES N/LIB DEC 10 | 42.38 |
| | | | | INV | LOCAL STOCK RESOURCES N/LIB DEC 10 | 461.60 |
| | | | | INV | LOCAL STOCK RESOURCES N/LIB DEC 10 | 507.95 |
| | | | | INV | LOCAL STOCK RESOURCES N/LIB DEC 10 | 682.44 |
| | | | | INV | LOCAL STOCK RESOURCES N/LIB DEC 10 | 102.24 |
| | | | | INV | LOCAL STOCK RESOURCES N/LIB DEC 10 | 40.71 |
| | | | 459.1225 | | CHEFMASTER AUSTRALIA | |
| | | | | INV | 6 CTN 80LTR GARBAGE BAGS | 494.70 |
| | | | 459.12273 | | BANK OF IDEAS | |
| | | | | INV | FACILITATION BY P KENYON-2030 PROJ | 3,267.00 |
| | | | 459.12427 | | ROD HAWKER | |
| | | | | INV | VOL VEHICLE REIMBURSEMENT | 60.30 |
| | | | | INV | REIMBURSEMENT - VOL VEHICLE EXPENSES | 58.29 |
| | | | 459.12497 | | STEAM WAND INT PTY LTD | |
| | | | | INV | NON CHEMICAL WEED CONTROL-HWD WARD | 6,267.80 |
| | | | 459.12644 | | INSIGHT CCS | |
| | | | | INV | NOV 10 CONTRACT CA0126 A/HRS CALL SVCE | 343.53 |
| | | | 459.12653 | | SIFTING SANDS | |



CITY OF NEDLANDS

All Payments 1/01/2011 to 31/01/2011

Database: LIVE

Page: 11

| <u>Chq/Ref</u> | <u>Pavee</u> | <u>Date</u> | <u>Amount</u> | <u>Tran</u> | <u>Description</u> | <u>Amount</u> |
|----------------|--------------|-------------|------------------|-------------|---|---------------|
| | | | | INV | REMOVE EXISTING SOFTFALL (TOP DRESS LAWN) | 1,244.10 |
| | | | 459.12658 | | WICKED WATER WORKS | |
| | | | | INV | 2X 15L WATER-COOLER BOTTLE | 19.00 |
| | | | | INV | COOLER RENTAL NCC 6/12/10-5/12/11 | 140.00 |
| | | | 459.12677 | | Wilson Security | |
| | | | | INV | 6/12-12/12/10 ADDITIONAL SEC PATROLS-MTC | 419.89 |
| | | | | INV | 29/11-5/12/10 ADDITIONAL SEC PATROLS-MTC | 455.44 |
| | | | 459.12735 | | COMFORT KEEPERS | |
| | | | | INV | DEC 2010 DOMESTIC ASSISTANCE | 642.50 |
| | | | | INV | DEC 2010 DOMESTIC ASSISTANCE | 319.39 |
| | | | | INV | DEC 2010 DOMESTIC ASSIST/MEDICATION PROMPT | 92.25 |
| | | | 459.12747 | | ABNORMAL DESIGN | |
| | | | | INV | MTC URBAN ART PROJECT-ANTI-GRAFFITI COATING | 6,950.00 |
| | | | 459.12777 | | PERTH IRRIGATION CENTRE | |
| | | | | INV | Irrigation stock for Mt Claremont verges | 1,099.85 |
| | | | | INV | Irrigation stock for New Court Gardens | 1,864.45 |
| | | | 459.12791 | | Mr G T Foster | |
| | | | | INV | REIMBURSE HOME TELEPHONE CALLS NOV 10 | 108.03 |
| | | | 459.12831 | | Patricia E Panayotou | |
| | | | | INV | REIMBURSE-NIKON D5000 DSLR VR TLK + ACCESS | 1,766.00 |
| | | | 459.12835 | | INFORMATION ENTERPRISES AUST P/L | |
| | | | | INV | K HAUGHEY-CUSTOMISED TRIM TRAINING | 1,980.00 |
| | | | 459.12847 | | LANIER (AUSTRALIA) PTY LTD | |
| | | | | INV | COPIER/PRINTER LEASES TO 30/11/10 | 10,395.46 |
| | | | 459.12890 | | Mr M R Cole | |
| | | | | INV | REIMBURSE INTERNET 7/12/10 - 6/1/11 | 69.95 |
| | | | 459.12927 | | THIESS SERVICES PTY LTD | |
| | | | | INV | STUMP GRINDING | 418.00 |
| | | | 459.12936 | | M S NEGUS | |
| | | | | INV | COUNCILLORS ALLOWANCE JAN 2011 | 727.50 |
| | | | 459.12944 | | RELIANCE PETROLEUM | |
| | | | | INV | 7001L UNLEADED PET 91 UNMK | 8,974.86 |
| | | | 459.12947 | | GPS NETWORK PERTH | |
| | | | | INV | GPS DATA STREAMING SVCE 2/12/10-2/12/11 | 4,400.00 |
| | | | 459.12981 | | COUNTRY KITCHEN CATERING | |
| | | | | INV | CATERING 17/12/10 - CHRISTMAS STAFF PARTY | 2,000.00 |
| | | | 459.12985 | | Mr R M Hipkins | |
| | | | | INV | COUNCILLORS ALLOWANCE JAN 2011 | 1,555.00 |
| | | | 459.12986 | | K A SMYTH | |



CITY OF NEDLANDS

All Payments 1/01/2011 to 31/01/2011

Database: LIVE

Page: 12

| <u>Chq/Ref</u> | <u>Pavee</u> | <u>Date</u> | <u>Amount</u> | <u>Tran</u> | <u>Description</u> | <u>Amount</u> |
|----------------|--------------|-------------|---------------|------------------|--|---------------|
| | | | | INV | COUNCILLORS ALLOWANCE JAN 2011 | 727.50 |
| | | | | 459.13006 | ANIMAL PEST MANAGEMENT SVCES | |
| | | | | INV | FOX FUMIGATION-SHENTON BUSHLAND | 275.00 |
| | | | | 459.13010 | Quick Colourprint | |
| | | | | INV | 2X CORFLUTE SIGN A1 W/- COLOUR PRINT | 150.00 |
| | | | | INV | 250 BUSINESS CARDS - S AULIN | 69.00 |
| | | | | INV | 100X DL CARD 210X99 FULL COLOUR-XMAS INVITES | 120.00 |
| | | | | 459.13093 | D & T ASPHALT PTY LTD | |
| | | | | INV | Supply & lay asphalt to Princess Rd | 708.40 |
| | | | | INV | Supply & lay asphalt Park Rd & Stanley St | 988.68 |
| | | | | INV | Suply & lay asphalt Stanley St & Park Rd | 2,270.04 |
| | | | | 459.13095 | RENTOKIL INITIAL PTY LTD | |
| | | | | INV | JAN 11 INDOOR PLANT HIRE/MAINT-CORP SVCES | 159.94 |
| | | | | 459.13139 | 3 MONKEYS AUDIO VISUAL | |
| | | | | INV | Long Microphone T5802 IR Conference | 209.00 |
| | | | | 459.13175 | AUST LOCAL GOVERNMENT JOB DIRECTORY | |
| | | | | INV | BALANCE OF INVOICE | 0.50 |
| | | | | INV | ADVERT-DIRECTOR COMMUNITY & STRATEGY | 665.00 |
| | | | | 459.13267 | Department of Transport | |
| | | | | INV | NOV 2010 SEARCH FOR VEHICLE OWNERSHIP | 171.00 |
| | | | | 459.13290 | Mr V R Senathirajah | |
| | | | | INV | REIMBURSE-MEMBERSHIP RENEWAL 2011 CPA AUST | 744.00 |
| | | | | 459.13305 | Councillor K E Collins | |
| | | | | INV | COUNCILLORS ALLOWANCE JAN 2011 | 727.50 |
| | | | | 459.13306 | R M BINKS | |
| | | | | INV | COUNCILLORS ALLOWANCE JAN 2011 | 727.50 |
| | | | | 459.13307 | M L Somerville-Brown | |
| | | | | INV | COUNCILLORS ALLOWANCE JAN 2011 | 727.50 |
| | | | | 459.13347 | SPEEDY HIRE | |
| | | | | INV | NOV 10 PORTABLE TOILET HIRE | 188.56 |
| | | | | INV | OCT 10 PORTABLE TOILET HIRE | 194.84 |
| | | | | 459.13366 | CAMERA ELECTRONIC SERVICE CO P/L | |
| | | | | INV | 3X SANDISK 4GB CARD,2X 70W DAYLIGHT GLOBE | 251.00 |
| | | | | 459.13369 | DATA#3 LIMITED | |
| | | | | INV | CAMERA BAG,60D LENS KIT,8GB SDHC CARD | 1,799.60 |
| | | | | 459.13384 | HARVEY FRESH | |
| | | | | INV | MILK SUPPLY 17/12/10 | 42.84 |
| | | | | 459.13412 | QUICK CORPORATE AUSTRALIA | |
| | | | | INV | 25RM COPY PAPER A4 WHITE | 137.50 |



CITY OF NEDLANDS

All Payments 1/01/2011 to 31/01/2011

Database: LIVE

Page: 13

| <u>Chq/Ref</u> | <u>Pavee</u> | <u>Date</u> | <u>Amount</u> | <u>Tran</u> | <u>Description</u> | <u>Amount</u> |
|----------------|--------------|-------------|---------------|------------------|---|---------------|
| | | | | INV | STATIONERY | 49.68 |
| | | | | INV | 25RM COPY PAPER A4 WHITE | 137.50 |
| | | | | INV | 25RM COPY PAPER A4 WHITE | 137.50 |
| | | | | INV | 25RM COPY PAPER A4 WHITE | 137.50 |
| | | | | INV | STATIONERY | 72.00 |
| | | | | INV | STATIONERY | 36.52 |
| | | | | INV | FILE FOLDER METRO 3849 BLUEBERRY | 19.44 |
| | | | | INV | CR KITCHEN & STATIONERY SUPPLIES | 670.14 |
| | | | | INV | 2X STAMP PAD E2800 RED - PROP SVCES | 14.34 |
| | | | | INV | STATIONERY | 54.18 |
| | | | | INV | BROCHURE HOLDER A5 1 TIER WALL | 5.45 |
| | | | | INV | 25RM COPY PAPER A4 WHITE | 137.50 |
| | | | | INV | 25RM COPY PAPER A4 WHITE | 137.50 |
| | | | | INV | 3X STAMP PAD E2800 RED - PROP SVCES | 21.51 |
| | | | | INV | STATIONERY | 439.43 |
| | | | | INV | 25RM COPY PAPER A4 WHITE | 137.50 |
| | | | | INV | STATIONERY,SOAP,SUGAR | 277.62 |
| | | | | 459.13452 | DELI CHICCHI | |
| | | | | INV | CATERING-XMAS 2010 MORNING TEA | 600.00 |
| | | | | 459.13468 | TREK TEL PTY LTD | |
| | | | | INV | LABOUR/PARTS - CABLING JOB | 458.10 |
| | | | | 459.13471 | Roberts Luxury Tours | |
| | | | | INV | GOING PLACES TOUR 9/12/10 | 1,085.00 |
| | | | | 459.13489 | ARTCRAFT PTY LTD | |
| | | | | INV | 3X 150MM SNB CL1 D/S-BROWNE, FROGMOUTH LNE | 161.70 |
| | | | | INV | Special parking Signs for NCC Staff | 162.25 |
| | | | | INV | 225X450 P/PLATES 10X | 159.50 |
| | | | | INV | 3X STREET SIGNS | 166.10 |
| | | | | 459.13537 | FIRST FIVE MINUTES PTY LTD | |
| | | | | INV | JAN-MAR 2011 FIRE EMERG PROCEDURES/TRAINING | 440.00 |
| | | | | INV | JAN-MAR 2011 FIRE EMERG PROCEDURES/TRAINING | 440.00 |
| | | | | INV | JAN-MAR 2011 FIRE EMERG PROCEDURES/TRAINING | 440.00 |
| | | | | INV | JAN-MAR 2011 FIRE EMERG PROCEDURES/TRAINING | 440.00 |
| | | | | INV | JAN-MAR 2011 FIRE EMERG PROCEDURES/TRAINING | 440.00 |
| | | | | INV | JAN-MAR 2011 FIRE EMERG PROCEDURES/TRAINING | 440.00 |
| | | | | INV | JAN-MAR 2011 FIRE EMERG PROCEDURES/TRAINING | 440.00 |
| | | | | 459.13581 | Captain Stirling IGA Supermarket | |
| | | | | INV | CATERING SUPPLIES | 102.47 |
| | | | | INV | CATERING SUPPLIES - NED DAY CENTRE | 190.92 |



CITY OF NEDLANDS

All Payments 1/01/2011 to 31/01/2011

Database: LIVE

Page: 14

| <u>Chq/Ref</u> | <u>Pavee</u> | <u>Date</u> | <u>Amount</u> | <u>Tran</u> | <u>Description</u> | <u>Amount</u> |
|----------------|--------------|-------------|---------------|------------------|---|---------------|
| | | | | INV | CATERING SUPPLIES-OCT 10 CITIZENSHIP CEREMONY | 141.17 |
| | | | | 459.13598 | Juicebox Creative Pty Ltd | |
| | | | | INV | GRAPHIC DESIGN & PRINTING-4SURE FESTIVAL | 1,485.00 |
| | | | | INV | GRAPHIC DESIGN & PRINTING-4SURE FESTIVAL | 1,056.00 |
| | | | | 459.13610 | Tim Muirhead & Associates Pty Ltd | |
| | | | | INV | Facilitation of 2030 workshops | 4,537.00 |
| | | | | 459.13615 | Claremont Yacht Club Inc | |
| | | | | INV | Room Hire and Breakfast for NVS | 1,180.00 |
| | | | | 459.13617 | Carlisle Events Hire Pty Ltd | |
| | | | | INV | 11/12/10 HIRE 3X MARQUEE,CHAIRS,TRESTLES | 1,254.00 |
| | | | | 459.13619 | Poster Girls | |
| | | | | INV | DISTRIBUTION-100X POSTERS,1500X FLYERS | 269.50 |
| | | | | 459.13630 | Carroll and Richardson- Flagworld P | |
| | | | | INV | 200X AUST NAT FLAG HANDWAVER 300X150 | 820.00 |
| | | | | 459.13633 | Autosmart (WA) North Metro | |
| | | | | INV | EASY SHEEN TYRE DRESSING & PUMP PACK | 229.35 |
| | | | | 459.13639 | University Club of WA Pty Ltd | |
| | | | | INV | DEPOSIT-ROOM HIRE-2030 CONFERENCE | 1,600.00 |
| | | | | 459.2048 | TILLYS HOME HELPERS | |
| | | | | INV | GARDENING SVCES NOV 10 | 1,750.10 |
| | | | | 459.2240 | EDUCATIONAL ART SUPPLIES COMPANY | |
| | | | | INV | ART SUPPLIES-MTC/LIB CHILDREN'S ACTIVITIES | 98.91 |
| | | | | 459.2262 | ELLIOTT'S IRRIGATION PTY LTD | |
| | | | | INV | CONTRACT LABOUR FOR PARKS 6/9-18/12/10 | 20,806.50 |
| | | | | 459.2600 | FORPARK AUSTRALIA | |
| | | | | INV | CRITTER DBLE ROCKER-LAWLER PK | 1,789.70 |
| | | | | 459.2616 | S A FROESE | |
| | | | | INV | MAYORAL ALLOWANCE JAN 2011 | 4,621.67 |
| | | | | 459.350 | AUST INSTITUTE OF MANAGEMENT | |
| | | | | INV | 2011 CORP MEMBERSHIP RENEWAL | 3,135.00 |
| | | | | 459.3660 | HARBOTTLE ON-PREMISE | |
| | | | | INV | 10 CTN HYLAS SPR/WTR STILL PET 600ML | 96.00 |
| | | | | 459.4040 | The Lane Bookshop | |
| | | | | INV | LOCAL STOCK RESOURCES N/LIB DEC 10 | 100.77 |
| | | | | INV | LOCAL STOCK RESOURCES N/LIB DEC 10 | 133.52 |
| | | | | INV | LOCAL STOCK RESOURCES NOV 10 N/LIB | 285.37 |
| | | | | INV | LOCAL STOCK RESOURCES NOV 10 MTC LIB | 44.75 |
| | | | | INV | LOCAL STOCK RESOURCES NOV 10 N/LIB | 36.71 |



CITY OF NEDLANDS

All Payments 1/01/2011 to 31/01/2011

Database: LIVE

Page: 15

| <u>Chq/Ref</u> | <u>Pavee</u> | <u>Date</u> | <u>Amount</u> | <u>Tran</u> | <u>Description</u> | <u>Amount</u> |
|----------------|--------------|-------------|-----------------|-------------|---|---------------|
| | | | | INV | LOCAL STOCK RESOURCES MTC LIB DEC 10 | 26.39 |
| | | | 459.4150 | | LO-GO Appointments | |
| | | | | INV | W/E 4/12/10 G CASTLE CASUAL STAFF | 1,589.28 |
| | | | | INV | W/E 4/12/10 M DOUGHENEY CASUAL STAFF | 1,589.28 |
| | | | 459.4500 | | MCLEODS BARRISTERS & SOLICITORS | |
| | | | | INV | 154082-SWANB NED SLC-LEASE CLAUSE | 414.70 |
| | | | | INV | 28567 COMMUNITY ARTS CONTRACT | 812.90 |
| | | | | INV | LEASE-HALDANE HOLDINGS-CHECK BUSH FIRES ACT | 220.00 |
| | | | | INV | LEASE-MTC DEPOT NRMCM,PORTION RSV 45054 | 507.10 |
| | | | | INV | REVISED STANDARD LEASE | 147.40 |
| | | | | INV | 18095 LEASE-ANNIE'S PLAYGROUND | 226.05 |
| | | | 459.4959 | | NEDLANDS TYRE SERVICE | |
| | | | | INV | TYRES 4X EVENT 185R14 ML605 | 398.00 |
| | | | 459.4972 | | NEVERFAIL WA PTY LTD | |
| | | | | INV | SPRINGWATER 10X 15L BOTTLES | 114.00 |
| | | | 459.5592 | | PLACER MANAGEMENT GROUP | |
| | | | | INV | 15-19/11/10 G MARTYN CASUAL STAFF | 1,804.09 |
| | | | | INV | 28/11-3/12/10 G MARTYN CASUAL STAFF | 1,782.86 |
| | | | | INV | 29/11-3/12/10 N PANTRY CASUAL STAFF | 1,475.10 |
| | | | | INV | 6-7/12/10 CASUAL STAFF N PANTRY | 594.29 |
| | | | | INV | 24-26/11/10 N PANTRY CASUAL STAFF | 859.60 |
| | | | | INV | W/E 12/12/10 G MARTYN CASUAL STAFF | 1,846.54 |
| | | | | INV | 14-17/12/10 G MARTYN CASUAL STAFF | 1,188.57 |
| | | | | INV | 20-24/12/10 G MARTYN CASUAL STAFF | 1,613.06 |
| | | | | INV | 22-26/11/10 G MARTYN CASUAL STAFF | 2,058.78 |
| | | | 459.6585 | | SPOTLIGHT PTY LTD | |
| | | | | INV | DAY CENTRE MATERIALS | 138.16 |
| | | | 459.8010 | | CORPORATE EXPRESS AUSTRALIA LTD | |
| | | | | INV | STATIONERY/TOILET REQUISITES | 377.19 |
| | | | 459.8240 | | Western Educating Service | |
| | | | | INV | BULK RUBBISH COLLECTION AREA 6 | 5,478.88 |
| | | | 459.8242 | | West Metro Regional Council | |
| | | | | INV | WASTE DISPOSAL 13-19/12/10 | 23,288.39 |
| | | | 459.8652 | | Dale Alcock Homes | |
| | | | | INV | REFUND OV/PD PLANNING FEE-8 IOLANTHE | 137.00 |
| | | | 459.8762 | | Seton Australia | |
| | | | | INV | 2X WASTE BIN W/- SNAP ON LID 100L GREY | 121.44 |
| | | | 459.897 | | Cabcharge Australia Limited | |
| | | | | INV | 15/11-12/12/10 SVCE FEE & TAXI FARES | 66.22 |



CITY OF NEDLANDS

All Payments 1/01/2011 to 31/01/2011

Database: LIVE

Page: 16

| <u>Chq/Ref</u> | <u>Pavee</u> | <u>Date</u> | <u>Amount</u> | <u>Tran</u> | <u>Description</u> | <u>Amount</u> |
|----------------|----------------------------|-------------|---------------|-------------|---|---------------|
| | | | | 459.9872 | CIVICA PTY LTD | |
| | | | | INV | MS - DR & ADMIN SVCES FEB 11 | 7,656.00 |
| 460 | EFT TRANSFER: - 25/01/2011 | 25/01/2011 | -407,403.60 | 460.10122 | ROYAL LIFE SAVING SOCIETY | |
| | | | | INV | POOL INSPECTIONS PERIOD END 23/12/10 | 6,547.40 |
| | | | | 460.10221 | HIRE SOCIETY | |
| | | | | INV | Hire of stage, table & skirt - Annual Meet | 394.79 |
| | | | | 460.10248 | MIRACLE RECREATION EQUIPMENT | |
| | | | | INV | Clean sandpits - Jones & Lawler Pk & P R Res | 482.24 |
| | | | | 460.10731 | Green Skills (Eco Jobs) | |
| | | | | INV | 8-21/12/10 CASUAL STAFF-BUSHCARE WORK | 1,866.98 |
| | | | | 460.10787 | DOWNER EDI WORKS PTY LTD | |
| | | | | INV | Supply & lay kerbing - Campsie St | 1,644.50 |
| | | | | INV | Supply & Lay Kerbing - Carrington St | 1,960.81 |
| | | | | 460.10994 | Westside Fire Services | |
| | | | | INV | RPLCD FIRE PANEL BATTERIES + SVCE - ADMIN | 151.25 |
| | | | | 460.11029 | DELSHINE PRODUCTS WA | |
| | | | | INV | 200lt drum for truck wash | 490.00 |
| | | | | 460.11161 | NAVAL BASE CONCRETE PTY LTD | |
| | | | | INV | Supply & Deliver soak wells & lids | 21,802.00 |
| | | | | 460.11201 | DOWNER EDI ENGINEERING ELECTRICAL P | |
| | | | | INV | Modify traffic signals Alfred, Davies & Montgomer | 24,457.40 |
| | | | | 460.11353 | DICK SMITH ELECTRONICS PTY LTD | |
| | | | | INV | Supllu one Force vertical leather phone pouch | 29.98 |
| | | | | 460.11357 | The Honda Shop | |
| | | | | INV | Fuel tank & cap | 121.81 |
| | | | | 460.11445 | AIR RECEIVER INSPECTION SERVICES | |
| | | | | INV | ANNUAL AIR RECEIVER INSPECTION FLT640 | 357.50 |
| | | | | 460.11516 | PBF AUSTRALIA LTD | |
| | | | | INV | CORP MEMBERSHIP 139 EMPLOYEES 13 CRS 2011 | 4,180.00 |
| | | | | 460.11660 | PERTH AUTO ALLIANCE PTY LTD | |
| | | | | INV | Oil Filters | 337.15 |
| | | | | 460.11710 | NORTH CITY HOLDEN | |
| | | | | INV | Oil & Air Filter elements | 226.07 |
| | | | | 460.11795 | JAMES DONALDSON | |
| | | | | INV | RUBBISH COLLECTION SWAN BCH 12/10 | 1,350.00 |
| | | | | INV | RUBBISH COLLECTION SWANB DOG BCH 12/10 | 900.00 |
| | | | | 460.11804 | West Australian Local Government As | |
| | | | | INV | Councillor WALGA training | 675.00 |
| | | | | 460.12019 | Sunny Sign Company Pty Ltd | |



CITY OF NEDLANDS

All Payments 1/01/2011 to 31/01/2011

Database: LIVE

Page: 17

| <u>Chq/Ref</u> | <u>Pavee</u> | <u>Date</u> | <u>Amount</u> | <u>Tran</u> | <u>Description</u> | <u>Amount</u> |
|----------------|--------------|-------------|---------------|------------------|--|---------------|
| | | | | INV | 600 X 450MM CORFLUTE SIGN | 44.00 |
| | | | | INV | 900x600 JETTY SIGN AND POSTS | 126.15 |
| | | | | 460.12044 | TREE SURGEONS OF WA | |
| | | | | INV | Tree pruning 17 Alexander Rd Roberts crn Leon | 1,485.00 |
| | | | | INV | Annual programmed maintenance Grandy Park | 2,473.35 |
| | | | | 460.12188 | M J Mazzucchelli | |
| | | | | INV | RESERVE BOND REFUND | 676.00 |
| | | | | 460.12212 | PROTECTION 1 PTY LTD | |
| | | | | INV | JAN-MAR 11 SECURITY MONITORING-TRESILLIAN | 85.80 |
| | | | | INV | JAN-MAR 11 SECURITY MONITORING-COL PK TENNIS | 85.80 |
| | | | | INV | JAN-MAR 11 SECURITY MONITORING | 726.01 |
| | | | | 460.12235 | Lovegrove Turf Services Pty Ltd | |
| | | | | INV | APPLY WETTING AGENT (STAMINA 90)-SPORTS FIELDS | 2,310.00 |
| | | | | 460.12328 | GEMINI MEDICAL SERVICES | |
| | | | | INV | PRE-EMPLOYMENT MEDICAL - S WALLACE | 137.50 |
| | | | | 460.12357 | NEDLANDS NEWSPAPER DELIVERY | |
| | | | | INV | 7/11-4/12/10 NEWSPAPER DELIVERY-NED LIB | 213.04 |
| | | | | 460.12362 | VEHEQUIP | |
| | | | | INV | Supply & instalment car kit | 462.00 |
| | | | | INV | Replace car kit for iPhone | 372.90 |
| | | | | INV | Supply & Instal hands free car kit FLT1297 | 204.60 |
| | | | | INV | Supply & Instal hands free car kit FLT818 | 330.00 |
| | | | | INV | Supply & instalment car kit | 308.00 |
| | | | | 460.12451 | GHD PTY LTD | |
| | | | | INV | Parks assets audit prog Claim 2 | 21,554.50 |
| | | | | INV | PARKS ASSETS AUDIT CLAIM 3 | 27,261.08 |
| | | | | 460.12487 | SWAN LOCK SERVICE PTY LTD | |
| | | | | INV | Change 14617 lock with a 1401 lock on cabinet | 243.00 |
| | | | | 460.12532 | TOTAL EDEN PTY LTD | |
| | | | | INV | Irrigation stock for Dot Bennett Park | 227.98 |
| | | | | INV | Irrigation fittings for Mt Claremont Res. | 2,026.45 |
| | | | | 460.12546 | Greenway Enterprises | |
| | | | | INV | 10X 20L PLANT DOCTOR SEAWEED SECRETS | 1,100.00 |
| | | | | INV | 10X 1L PROBLOC 30+ SUNSCREEN PUMP BOTTLE | 232.70 |
| | | | | 460.12563 | AZCLEAR | |
| | | | | INV | Remove Asbestos 17 Clifton Street | 242.00 |
| | | | | 460.12598 | LAND FOCUS PTY LTD | |
| | | | | INV | Brockway Rd/Lemnos St Upgrade | 2,178.00 |



CITY OF NEDLANDS

All Payments 1/01/2011 to 31/01/2011

Database: LIVE

Page: 18

| <u>Chq/Ref</u> | <u>Pavee</u> | <u>Date</u> | <u>Amount</u> | <u>Tran</u> | <u>Description</u> | <u>Amount</u> |
|----------------|--------------|-------------|---------------|------------------|--|---------------|
| | | | | INV | Progress payment #8 | 8,800.00 |
| | | | | INV | Progress Payment # 6 | 6,600.00 |
| | | | | 460.12628 | DIAMOND HIRE | |
| | | | | INV | HIRE-ACROW PROPS NO 1 1.65M - 2.5 1/12/10 | 11.00 |
| | | | | INV | Lighting tower trailer 4000watt | 792.00 |
| | | | | 460.12648 | Mt Claremont Newsround | |
| | | | | INV | 14/11-11/12/10 NEWSPAPER DELIVERY-MTC LIB | 86.28 |
| | | | | 460.12658 | WICKED WATER WORKS | |
| | | | | INV | 2X 15L WATER-COOLER BOTTLE | 19.00 |
| | | | | 460.12754 | ARMAGUARD | |
| | | | | INV | 29/11-23/12/10 SECURITY - DAILY TAKINGS | 911.24 |
| | | | | 460.12765 | PERTHWASTE PTY LTD | |
| | | | | INV | WASTE REMOVAL DEC 2010 | 40,460.70 |
| | | | | 460.12927 | THIESS SERVICES PTY LTD | |
| | | | | INV | Stump grinding | 374.00 |
| | | | | 460.12955 | I D Consulting Pty Ltd | |
| | | | | INV | OCT-DEC 2010 FORECAST ID SUBSCRIPTION | 1,512.50 |
| | | | | INV | OCT-DEC 2010 PROFILE ID SUBSCRIPTION | 1,512.50 |
| | | | | 460.12982 | BANDIT SALES & SERVICE | |
| | | | | INV | Parts, Service & Maintenance to Woodchipper | 1,099.95 |
| | | | | 460.13010 | Quick Colourprint | |
| | | | | INV | Infringement Books - Caravan Park & Food Act 2008 | 840.00 |
| | | | | INV | 600X A5 BOOKLET - THE BUZZ | 1,499.00 |
| | | | | 460.13093 | D & T ASPHALT PTY LTD | |
| | | | | INV | Supply & Lay asphalt Princess, Browne & Tyrell St | 2,702.70 |
| | | | | INV | Supply & Lay asphalt James, Haldane & Addeley St | 831.60 |
| | | | | INV | Supply & Lay asphalt Railway, Gunn, Shann & Kirwan | 1,524.60 |
| | | | | INV | Supply & Lay asphalt Olearia Lane & Tyrell St | 2,024.00 |
| | | | | INV | Supply & Lay asphalt Rosedal & Haldane St | 415.80 |
| | | | | INV | Supply & Lay asphalt Tyrell St | 3,187.80 |
| | | | | 460.13095 | RENTOKIL INITIAL PTY LTD | |
| | | | | INV | Plant hire & maintenance Jan 2011 | 361.56 |
| | | | | INV | Contract chrages 3 months plant hire | 203.27 |
| | | | | 460.13152 | COMPLETE HIRE & SALES PTY LTD | |
| | | | | INV | TOILET HIRE-4SURE FESTIVAL 10-16/12/10 | 680.63 |
| | | | | 460.13170 | Paperbark Technologies | |
| | | | | INV | Arborist reports - 36 Leon & adjacent 38 Minora | 569.00 |
| | | | | 460.13243 | TACTILE INDICATORS (PERTH) PTY LTD | |
| | | | | INV | Tactile treatment Elizabeth St | 968.00 |



CITY OF NEDLANDS

All Payments 1/01/2011 to 31/01/2011

Database: LIVE

Page: 19

| <u>Chq/Ref</u> | <u>Pavee</u> | <u>Date</u> | <u>Amount</u> | <u>Tran</u> | <u>Description</u> | <u>Amount</u> |
|------------------|--------------|-------------|---------------|-------------|--|---------------|
| | | | | INV | Supply & Install tactiles Elizabeth St | 387.20 |
| 460.13278 | | | | | LANDFILL GAS AND POWER PTY LTD | |
| | | | | INV | ELECTRICITY 1/10-1/11/10 MTC LIB & C/CNTR | 1,347.25 |
| | | | | INV | ELECTRICITY 1/11-1/12/10 MTC LIB & C/CNTR | 1,515.31 |
| 460.13314 | | | | | SWEEPCARE AUSTRALIA | |
| | | | | INV | Additional sweeping for Dec 2010 | 2,844.16 |
| 460.13316 | | | | | SAFETY WORLD | |
| | | | | INV | TROUSER WORN G'S RELAX FIT CARGO NAVY 82R | 170.94 |
| 460.13344 | | | | | YMCA OF PERTH YOUTH & COMMUNITY SVC | |
| | | | | INV | SUMMER SKATE SERIES DEC 10 | 700.00 |
| 460.13381 | | | | | Carrington's Traffic Services | |
| | | | | INV | Traffic control for drainage works | 3,010.63 |
| | | | | INV | Traffic control for drainage work | 1,245.77 |
| | | | | INV | TRAFFIC CONTROL-OLEARIA LANE | 955.09 |
| | | | | INV | Traffic management plan - Circe Circle | 550.00 |
| | | | | INV | Traffic control Stanley + 1 man crew | 3,245.99 |
| | | | | INV | Traffic control services Park Rd | 643.64 |
| | | | | INV | Traffic management plan - Princess Rd | 550.00 |
| | | | | INV | Traffic control at Park Rd | 2,429.25 |
| | | | | INV | Traffic management plan - Stubbs Tce | 693.00 |
| | | | | INV | Traffic control services - Prince Rd | 1,702.82 |
| | | | | INV | Traffic control at Railway Rd | 1,427.82 |
| | | | | INV | Traffic control services - Oleria Lane | 394.50 |
| 460.13382 | | | | | H & L GLASS | |
| | | | | INV | Supply & Fit new windscreen | 385.00 |
| 460.13400 | | | | | REPTILE & GROW STORE ROCKINGHAM | |
| | | | | INV | 65X 125ML FUNGUS ADE,,3X ESU MARINE SALT | 1,341.25 |
| 460.13405 | | | | | PRESERVATION AUSTRALIA | |
| | | | | INV | ARCHIVAL COPY PAPER & ENVELOPES | 95.00 |
| 460.13412 | | | | | QUICK CORPORATE AUSTRALIA | |
| | | | | INV | STATIONERY - T/SVCES | 21.37 |
| | | | | INV | CR KITCHEN & STATIONERY SUPPLIES | 270.33 |
| 460.13480 | | | | | DU ELECTRICAL | |
| | | | | INV | Repair electrical fault at Rose Garden | 217.25 |
| | | | | INV | Rewire & test switchboard at College Park | 2,486.00 |
| | | | | INV | Fix fault at Paul Hasluck Res. | 115.50 |
| 460.13489 | | | | | ARTCRAFT PTY LTD | |
| | | | | INV | Red & Green bi-directional arrow stickers | 352.00 |
| 460.13533 | | | | | O'LEARY'S MATERIAL HANDLING SVCES P | |



CITY OF NEDLANDS

All Payments 1/01/2011 to 31/01/2011

Database: LIVE

Page: 20

| <u>Chq/Ref</u> | <u>Pavee</u> | <u>Date</u> | <u>Amount</u> | <u>Tran</u> | <u>Description</u> | <u>Amount</u> |
|----------------|--------------|-------------|---------------|------------------|--|---------------|
| | | | | INV | SVCE & RE-SEAL SIDE LIFT PLATFORM 116200 | 652.19 |
| | | | | 460.13534 | NU-TRAC RURAL CONTRACTING | |
| | | | | INV | 10 & 24/12/10 CLEANING SWANB BCH | 1,210.00 |
| | | | | 460.13537 | FIRST FIVE MINUTES PTY LTD | |
| | | | | INV | 32X CAPS-6X CHIEF, 6X DEPUTY CHIEF,20X AREA WARDN | 438.90 |
| | | | | 460.13552 | HENDER LEE ELECTRICAL | |
| | | | | INV | UPGRADE-SPORTS LIGHTING HIGHVIEW PK | 15,936.95 |
| | | | | 460.13581 | Captain Stirling IGA Supermarket | |
| | | | | INV | CATERING SUPPLIES-DRC CHRISTMAS PARTY | 503.85 |
| | | | | INV | CATERING SUPPLIES-CRP SVCES XMAS LUNCH | 62.56 |
| | | | | INV | CATERING & CLEANING SUPPLIES-N/LIB | 172.40 |
| | | | | INV | CATERING SUPPLIES-NED SUST COMMITTEE | 67.47 |
| | | | | 460.13585 | Val Brooks | |
| | | | | INV | JUDGING AND CHILDREN'S ART WK/SHOPS | 700.00 |
| | | | | 460.13607 | Allbend Engineering | |
| | | | | INV | U rails for Hampden Rd bicycle parking | 850.00 |
| | | | | 460.13609 | Perth Security Services | |
| | | | | INV | 6X CROWD CONTROLLERS-4SURE FESTIVAL 11/12/10 | 1,359.60 |
| | | | | 460.13627 | Tru Blu Hire WA | |
| | | | | INV | Generator hire for 4Sure Youth Festival | 1,430.66 |
| | | | | 460.13631 | Atlas Marine International | |
| | | | | INV | 6X CLEATS STD 290MM - JOB 6613 | 396.00 |
| | | | | 460.13632 | Greensense Pty Ltd | |
| | | | | INV | WALGA Greenhouse Gas Reporting | 3,850.00 |
| | | | | 460.13636 | Computer Control Instrumentation | |
| | | | | INV | Power-Mates, Mats & Postage | 1,840.05 |
| | | | | 460.13640 | Reflective Road Safety Products | |
| | | | | INV | 2-Way White temp marker | 1,525.15 |
| | | | | 460.2075 | LANDGATE | |
| | | | | INV | TITLE SEARCHES DEC 2010 | 76.00 |
| | | | | 460.2240 | EDUCATIONAL ART SUPPLIES COMPANY | |
| | | | | INV | ART SUPPLIES-N/LIB CHILDREN'S ACTIVITIES | 148.77 |
| | | | | 460.2257 | ELLENBY TREE FARM | |
| | | | | INV | PURCHASE OF VARIOUS PLANTS | 363.00 |
| | | | | 460.2262 | ELLIOTT'S IRRIGATION PTY LTD | |
| | | | | INV | Suply & Instal retic Elizabeth Street | 16,501.24 |
| | | | | 460.2690 | GALVINS PLUMBING SUPPLIES | |
| | | | | INV | Supply lead for drainage Park Street | 57.77 |



CITY OF NEDLANDS

All Payments 1/01/2011 to 31/01/2011

Database: LIVE

Page: 21

| <u>Chq/Ref</u> | <u>Pavee</u> | <u>Date</u> | <u>Amount</u> | <u>Tran</u> | <u>Description</u> | <u>Amount</u> |
|----------------|--------------|-------------|-----------------|-------------|---|---------------|
| | | | 460.380 | | Australian Taxation Office | |
| | | | | INV | Payroll Deduction | 56,820.55 |
| | | | 460.4040 | | The Lane Bookshop | |
| | | | | INV | LOCAL STOCK RESOURCES N/LIB DEC 2010 | 81.49 |
| | | | 460.4150 | | LO-GO Appointments | |
| | | | | INV | W/E 1/01/11 M ROACH CASUAL STAFF | 1,135.20 |
| | | | | INV | W/E 25/12/10 M ROACH CASUAL STAFF | 1,892.00 |
| | | | | INV | W/E 11/12/10 M ROACH CASUAL STAFF | 1,892.00 |
| | | | | INV | W/E 8/01/11 M ROACH CASUAL STAFF | 1,513.60 |
| | | | | INV | W/E 18/12/10 M ROACH CASUAL STAFF | 1,892.00 |
| | | | | INV | W/E 4/12/10 M ROACH CASUAL STAFF | 1,892.00 |
| | | | 460.4500 | | McLeod Barristers & Solicitors | |
| | | | | INV | Legal advice on Food Act 2008 | 744.70 |
| | | | 460.5120 | | OFFICE LINE | |
| | | | | INV | 2100/750 X 1800/750 GREY WORKSTATION-PLANNING | 517.00 |
| | | | 460.5687 | | PRINTSOURCE DESIGN SERVICE | |
| | | | | INV | 3000 C5 ENVELOPES,100 RESIDENTIAL STICKERS | 1,040.00 |
| | | | 460.5905 | | R & P ENGINEERING PTY LTD | |
| | | | | INV | Profiling, sweeping & grinding - Stanley St | 21,732.70 |
| | | | 460.6600 | | ST JOHN AMBULANCE AUSTRALIA | |
| | | | | INV | 11/12/10 FIRST AID COVER-YAC FESTIVAL | 468.00 |
| | | | 460.6800 | | Sussex Industries | |
| | | | | INV | EXPENDABLE STORES | 960.71 |
| | | | 460.7321 | | Town of Cottesloe | |
| | | | | INV | Additional WESROC Economy.id | 597.64 |
| | | | 460.741 | | BOYAN ELECTRICAL SERVICES | |
| | | | | INV | ELECTRICAL MAINT - TRESILLIAN | 191.40 |
| | | | | INV | Replace elements at Swanbourne Beach | 443.30 |
| | | | | INV | Replace 4 bollards lights at Allen Park | 477.40 |
| | | | | INV | ELECTRICAL MAINT - ALLEN PK LOWER OVAL | 611.60 |
| | | | | INV | Check voltage at beaton Park | 82.50 |
| | | | | INV | Check lights at Swanbourne Bowling Club | 82.50 |
| | | | | INV | Replace pole light at Blain Park | 319.00 |
| | | | | INV | Replace bollards at College Park | 363.00 |
| | | | | INV | Replace bollard light at Gun Park | 176.00 |
| | | | | INV | Fix lights at Swanbourne Beach | 348.00 |
| | | | | INV | Lower cable pit & move uplights Stanley & Princes | 103.40 |
| | | | | INV | Suply & install flodd lights - JC Smith Car Park | 1,768.00 |
| | | | | INV | reconnect pump at Rogerson Gardens | 104.50 |



CITY OF NEDLANDS

All Payments 1/01/2011 to 31/01/2011

Database: LIVE

Page: 22

| <u>Chq/Ref</u> | <u>Pavee</u> | <u>Date</u> | <u>Amount</u> | <u>Tran</u> | <u>Description</u> | <u>Amount</u> |
|----------------|--------------|-------------|-----------------|-------------|---|---------------|
| | | | | INV | Fix light at Birdwood Pde | 224.40 |
| | | | | INV | ELECTRICAL MAINT - DEPOT | 177.10 |
| | | | | INV | ELECTRICAL MAINT - DEPOT | 179.30 |
| | | | | INV | ELECTRICAL MAINT - DEPOT | 442.20 |
| | | | 460.760 | | BREALEY PLUMBING SERVICE | |
| | | | | INV | PLUMBING MAINT-LIB & DRABBLE HSE | 671.00 |
| | | | | INV | CLEARED BLOCKED TOILET-ROSE GDNS | 203.50 |
| | | | 460.800 | | Brown McAllister Surveyors | |
| | | | | INV | SITE SURVEY - TOM FRICKER HOUSE | 3,245.00 |
| | | | | INV | SITE SURVEY - MATTIE FURPHY HOUSE | 2,777.50 |
| | | | | INV | SITE SURVEY - TOM COLLINS HOUSE | 2,882.00 |
| | | | 460.8010 | | CORPORATE EXPRESS AUSTRALIA LTD | |
| | | | | INV | 7X WATERVILLE W92A4 DISP BK W/BRASS CNRS | 182.57 |
| | | | | INV | 3X ESSELTE NOUVEAU MAGAZINE FILE BLUE | 27.98 |
| | | | | INV | STATIONERY | 136.78 |
| | | | | INV | GBC HEATSEAL LAMINATOR, 5X INVISIBLE TAPE | 441.18 |
| | | | | INV | 2X 244A4-20 COLBY ART FABRIC 20 PG DISPLAY BK | 26.09 |
| | | | | INV | 2X AVERY BINDER 1X GRN 1X ORANGE | 31.00 |
| | | | | INV | STATIONERY/KITCHEN SUPPLIES-N/LIB | 328.69 |
| | | | | INV | STATIONERY/KITCHEN SUPPLIES | 393.32 |
| | | | 460.8110 | | WATTLEUP TRACTORS | |
| | | | | INV | Power take off shaft for mower | 274.15 |
| | | | 460.8242 | | West Metro Regional Council | |
| | | | | INV | E-WASTE DISPOSAL | 4,031.53 |
| | | | 460.860 | | BUNNINGS GROUP LIMITED | |
| | | | | INV | BUILDING SUPPLIES | 31.92 |
| | | | | INV | BUILDING SUPPLIES | 65.20 |
| | | | | INV | BUILDING SUPPLIES | 56.25 |
| | | | | INV | BUILDING SUPPLIES | 124.41 |
| | | | | INV | BUILDING SUPPLIES | 143.82 |
| | | | | INV | BUILDING SUPPLIES | 24.07 |
| | | | | INV | BUILDING SUPPLIES | 16.20 |
| | | | | INV | BUILDING SUPPLIES | 128.60 |
| | | | | INV | BUILDING SUPPLIES | 15.98 |
| | | | | INV | BUILDING SUPPLIES | 49.39 |
| | | | | INV | BUILDING SUPPLIES - Tawarri Jetty | 157.60 |
| | | | | INV | BUILDING SUPPLIES | 56.15 |
| | | | | INV | BUILDING SUPPLIES | 20.78 |
| | | | | INV | BUILDING SUPPLIES | 26.25 |



CITY OF NEDLANDS

All Payments 1/01/2011 to 31/01/2011

Database: LIVE

Page: 23

| <u>Chq/Ref</u> | <u>Pavee</u> | <u>Date</u> | <u>Amount</u> | <u>Tran</u> | <u>Description</u> | <u>Amount</u> |
|----------------|----------------------------|-------------|-----------------|------------------|--|---------------|
| | | | | INV | BUILDING SUPPLIES | 29.59 |
| | | | | INV | BUILDING SUPPLIES | 58.26 |
| | | | | INV | BUILDING SUPPLIES | 120.65 |
| | | | | INV | BUILDING SUPPLIES | 8.51 |
| | | | | INV | BUILDING SUPPLIES | 32.25 |
| | | | | INV | BUILDING SUPPLIES | 37.74 |
| | | | | INV | BUILDING SUPPLIES | 48.59 |
| | | | | INV | BUILDING SUPPLIES | 15.52 |
| | | | | INV | BUILDING SUPPLIES | 28.64 |
| | | | | INV | BUILDING SUPPLIES | 33.70 |
| | | | | INV | BUILDING SUPPLIES | 87.06 |
| | | | 460.8720 | | Totally Confidential Records Manage | |
| | | | | INV | 12/10 RECORD STORAGE/RETRIEVAL/DESTRUCTION | 1,341.57 |
| | | | 460.8759 | | MP Electrolocation | |
| | | | | INV | Locate underground services Circe Circle | 485.00 |
| | | | | INV | Locate underground services at Park Rd | 275.00 |
| | | | | INV | Locate underground services at Railway Rd | 275.00 |
| | | | | INV | Locate underground services at Princess Rd | 275.00 |
| | | | 460.880 | | BUNZL LIMITED | |
| | | | | INV | TOILET SUPPLIES | 101.92 |
| 461 | EFT TRANSFER: - 28/01/2011 | 28/01/2011 | -201,291.25 | 461.11421 | COOL CLEAR WATER GROUP LTD | |
| | | | | INV | JAN 10 WATER (FILTERED) SVCES | 498.30 |
| | | | | 461.12177 | Philip Swain | |
| | | | | INV | ENVIRONMENTAL HLTH OFFICER SERVICES | 7,565.25 |
| | | | | 461.12308 | CARABOODA ROLL ON INSTANT LAWN | |
| | | | | INV | 30X KIKUYU INSTANT TURF | 102.00 |
| | | | | 461.12427 | ROD HAWKER | |
| | | | | INV | REIMBURSE VOLUNTEER EXPENSES | 25.46 |
| | | | | 461.12477 | ALLWEST TURFING | |
| | | | | INV | SUP/LAY INSTANT TURF KIKUYU | 1,331.00 |
| | | | | 461.12532 | TOTAL EDEN PTY LTD | |
| | | | | INV | Valve fitting for Paiere Gardens | 336.88 |
| | | | | 461.1260 | CHOICE ONE PTY LTD | |
| | | | | INV | C BATTLEY 6-12/12/10,D SEXTON 10/12/10 | 1,131.90 |
| | | | | INV | C BATTLEY 13-19/12/10,D SEXTON 13-15/12/10 | 1,108.80 |
| | | | | 461.12677 | Wilson Security | |
| | | | | INV | 20/12-26/12/10 ADDITIONAL SEC PATROLS-MTC | 300.84 |
| | | | | INV | 13/12-19/12/10 ADDITIONAL SEC PATROLS-MTC | 462.00 |



CITY OF NEDLANDS

All Payments 1/01/2011 to 31/01/2011

Database: LIVE

Page: 24

| <u>Chq/Ref</u> | <u>Pavee</u> | <u>Date</u> | <u>Amount</u> | <u>Tran</u> | <u>Description</u> | <u>Amount</u> |
|----------------|--------------|-------------|---------------|-------------|---|---------------|
| | | | 461.12765 | | PERTHWASTE PTY LTD | |
| | | | | INV | WASTE REMOVAL SVCES PRE PAY FEB 11 | 80,100.66 |
| | | | 461.12914 | | The Worm Shed | |
| | | | | INV | 2X WORM CAFE-MCLERNON, GREEN | 414.00 |
| | | | 461.12929 | | EMERSON NETWORK POWER AUST P/L | |
| | | | | INV | 1/1-31/3/11 PREVENTATIVE A/C MAINT | 408.10 |
| | | | 461.12955 | | I D Consulting Pty Ltd | |
| | | | | INV | PROFILE ID SUBSCRIPTION JAN-MAR 11 | 1,512.50 |
| | | | 461.13010 | | Quick Colourprint | |
| | | | | INV | 500X A4 FLYER-SUBJECTS OF NOTE-JAN 11 | 469.00 |
| | | | 461.13048 | | Mr M J Deal | |
| | | | | INV | REIMBURSE FUEL 24/12/10 & 2/1/11-M DEAL | 160.80 |
| | | | 461.13113 | | ALLERDING & ASSOCIATES | |
| | | | | INV | PROFESSIONAL SVCES-2 JUTLAND PDE DALK | 2,084.64 |
| | | | 461.13170 | | Paperbark Technologies | |
| | | | | INV | ARBORICULTURAL INSPECTION ADVICE | 324.00 |
| | | | 461.13194 | | AQUARIUM ARTISTS AUSTRALIA | |
| | | | | INV | Maintenance of Aquarium Dec 2010 | 260.00 |
| | | | 461.13247 | | TOLL TRANSPORT PTY LTD | |
| | | | | INV | COURIER -TURTLE TREATMENT PRODUCTS | 34.42 |
| | | | 461.13254 | | Murphy Painting & Decorating | |
| | | | | INV | PAINTING-FINANCE, RECEPTION & ADJCT AREAS | 11,870.00 |
| | | | 461.13278 | | LANDFILL GAS AND POWER PTY LTD | |
| | | | | INV | ELECTRICITY 1/12/10-1/1/11 ADMIN | 3,477.76 |
| | | | 461.13296 | | DAVID KELSALL | |
| | | | | INV | HERITAGE REPORT-NED YACHT CLB | 180.00 |
| | | | | INV | HERITAGE REPORT-MELVISTA INFANT HLTH | 120.00 |
| | | | 461.13384 | | HARVEY FRESH | |
| | | | | INV | MILK SUPPLY 5/1/11 | 64.26 |
| | | | | INV | MILK SUPPLY 19/1/11 | 64.26 |
| | | | | INV | MILK SUPPLY 12/1/11 | 64.26 |
| | | | 461.13416 | | Mrs J Day | |
| | | | | INV | REIMBURSE-DIP OF RISK MNGMNT MOD 3 | 405.00 |
| | | | 461.13508 | | JUDE EWEN | |
| | | | | INV | TUTOR FEES TERM 1 2011 FUN FABRIC SCH HOL | 456.00 |
| | | | | INV | TUTOR FEES TERM 1 2011 FUN FABRIC SCH HOL | 456.00 |
| | | | 461.13519 | | TRIPLE A HAULAGE | |
| | | | | INV | TRANSPORT 3 SECTIONS FLOATING JETTY TO YARD | 1,430.00 |
| | | | 461.13540 | | Mrs G R Poezyn | |



CITY OF NEDLANDS

All Payments 1/01/2011 to 31/01/2011

Database: LIVE

Page: 25

| Chq/Ref | Pavee | Date | Amount | Tran | Description | Amount |
|---------|-----------------|------------|-----------|-----------|--|-----------|
| | | | | INV | REIMBURSE INTERNET CHGS 2/2-2/5/11 | 149.95 |
| | | | 461.13637 | | A Class Displays | |
| | | | | INV | WALL MOUNTED BROCHURE DISPLAY | 311.30 |
| | | | 461.1955 | | DAVID GRAY & CO PTY LTD | |
| | | | | INV | 41272 2X BUNNY BAIT 5KG | 149.56 |
| | | | 461.2022 | | Department of Regional Development | |
| | | | | INV | Lease rent - 1/1-14/1 & 15/1-30/6/11 | 8,622.36 |
| | | | 461.2583 | | FORESTVALE TREES | |
| | | | | INV | 2X PYRUS NIVALIS 35/45L,2X PRUNUS CERASIFERA | 440.00 |
| | | | 461.3615 | | JJ CLEANING PTY LTD | |
| | | | | INV | CLEANING DEC 2010 - NCC | 1,996.50 |
| | | | 461.4380 | | Maxwell Robinson & Phelps | |
| | | | | INV | APPLY IMIDACLOPRID AS A SOIL DRENCH - 2 X | 154.00 |
| | | | 461.4500 | | McLeod Barristers & Solicitors | |
| | | | | INV | 84 WATKINS-UNAPPROVED OUTBUILDING | 902.00 |
| | | | | INV | MEVISTA LODGE-MULTIPLE DWELLINGS | 396.55 |
| | | | | INV | MELVISTA LODGE-MULTIPLE DWELLINGS | 800.80 |
| | | | | INV | 28499 NATURAL GRND LVL & DETERMN WALL HGHT | 577.50 |
| | | | | INV | ADVICE-CASH IN LIEU OF CAR/PKNG POLICY | 1,173.70 |
| | | | | INV | OLD SWANB HOSP-NOTICE UNDER HERITAGE ACT | 2,196.70 |
| | | | 461.4945 | | SHEPPARD'S NEWSROUND | |
| | | | | INV | NEWSPAPER DELIVERY 5/12/10-1/1/11 | 32.32 |
| | | | 461.540 | | Baileys Fertilisers | |
| | | | | INV | S/APPLY GROSORB BULK PER TONNE 1.360EA | 4,294.40 |
| | | | 461.5970 | | Holcim (Australia) Pty Ltd | |
| | | | | INV | DRAINANGE MATERIALS | 3,688.74 |
| | | | | INV | Supply & Deliver SEP Frames | 5,225.72 |
| | | | 461.760 | | BREALEY PLUMBING SERVICE | |
| | | | | INV | RPLCD SHWR SPINDLE-SWANB BCH | 264.00 |
| | | | | INV | RPLCE ALL TAPS & 2X H/BASINS-MTC PLAY GRP | 1,254.00 |
| | | | 461.8242 | | West Metro Regional Council | |
| | | | | INV | WASTE DISPOSAL 1-9 JAN 2011 | 16,130.74 |
| | | | | INV | WASTE DISPOSAL 27-31/12/10 | 16,687.22 |
| | | | | INV | WASTE DISPOSAL 20-26/12/10 | 18,535.10 |
| | | | 461.8639 | | AGED & COMMUNITY SERVICES WA INC. | |
| | | | | INV | 2X CHRISTMAS BREAKFAST-ACSWA | 90.00 |
| 462 | EFT TRANSFER: - | 31/01/2011 | -4,380.83 | 462.12900 | ICLEI - A/NZ | |
| | | | | INV | ICLEI BREAKFAST AT ALGA NGA-S FROESE | 55.00 |
| | | | | INV | ICLEI BREAKFAST AT ALGA NGA-G FOSTER | 55.00 |



CITY OF NEDLANDS

All Payments 1/01/2011 to 31/01/2011

Database: LIVE

Page: 26

| <u>Chq/Ref</u> | <u>Pavee</u> | <u>Date</u> | <u>Amount</u> | <u>Tran</u> | <u>Description</u> | <u>Amount</u> |
|----------------------------|-----------------------------------|-------------|---------------|-------------|--|-----------------------------|
| | | | | 462.12974 | OUTSOURCE BUSINESS SUPPORT SOLUTION | |
| | | | | INV | CONSULTING SVCES-AUTHORITY/FINANCE | 440.00 |
| | | | | 462.8620 | Zipform Pty Ltd | |
| | | | | INV | PRINT/POST 4TH INSTALMENT NOTICES 10/11 | 3,830.83 |
| | | | | | Total EFT | |
| | | | | | | <u>-1,619,598.11</u> |
| | | | | | TOTAL PAYMENTS | |
| | | | | | | <u><u>-1,950,294.48</u></u> |
| NAB - Trust Account | | | | | | |
| CHEQUE | | | | | | |
| 11334 | LORD MAYOR'S DISTRESS RELIEF FUND | 24/01/2011 | -1,070.45 | RFND | STAFF FUNDRAISING LORD MYS DISTRESS FUND | 1,070.45 |
| | | | | | Total CHEQUE | |
| | | | | | | <u>-1,070.45</u> |
| | | | | | TOTAL PAYMENTS | |
| | | | | | | <u><u>-1,070.45</u></u> |