



City of Nedlands

# ***Minutes***

## ***Council Meeting***

***23 May 2017***

### **Attention**

**These Minutes are subject to confirmation.**

Prior to acting on any resolution of the Council contained in these minutes, a check should be made of the Ordinary Meeting of Council following this meeting to ensure that there has not been a correction made to any resolution.

## Table of Contents

Declaration of Opening .....	4
Present and Apologies and Leave Of Absence (Previously Approved) .....	4
1. Public Question Time .....	5
2. Addresses by Members of the Public.....	5
3. Requests for Leave of Absence .....	5
4. Petitions .....	6
4.1 Kirkwood Deli Petitions .....	6
5. Disclosures of Financial Interest .....	6
6. Disclosures of Interests Affecting Impartiality.....	6
7. Declarations by Members That They Have Not Given Due Consideration to Papers.....	6
8. Confirmation of Minutes .....	7
8.1 Ordinary Council Meeting 26 April 2017.....	7
9. Announcements of the Presiding Member without discussion .....	7
10. Members announcements without discussion.....	8
10.1 Councillor Argyle .....	8
11. Matters for Which the Meeting May Be Closed .....	9
12. Divisional reports and minutes of Council committees and administrative liaison working groups.....	9
12.1 Minutes of Council Committees .....	9
12.2 Planning & Development Report No's PD19.17 to PD21.17 (copy attached) .....	10
PD19.17 (Lot 5) No. 63 North Street, Swanbourne – Outdoor Seating Areas (Retrospective) .....	10
PD20.17 (Lot 91) No. 7 Shann Street, Floreat – Single Storey Single Dwelling .....	13
PD21.17 (Lot 146) No. 159a Rochdale Road, Mount Claremont – Home Business (Retrospective).....	15
12.3 Technical Services Report No's TS05.17 (copy attached).....	19
TS05.17 Tender No. RFT 2016/2017.12 Beaton Park – All Abilities Play Space – Irrigation System .....	19
12.4 Community & Organisational Development Report No's CM02.17 (copy attached).....	20
CM02.17 Proposed Increase in Management License Fee for Playgroups and Toy Libraries .....	20
12.5 Corporate & Strategy Report No's CPS14.17 (copy attached).....	21
CPS14.17 List of Accounts Paid – March 2017.....	21
13. Reports by the Chief Executive Officer .....	22
13.1 Common Seal Register Report – April 2017 .....	22
13.2 List of Delegated Authorities – April 2017 .....	23
13.3 All Abilities Play Space – Play Equipment Purchased Through Tender No. 2014/15.05.....	27
13.4 Monthly Financial Report – December 2016 .....	32
13.5 Investment Report – December 2016 .....	36
13.6 Monthly Financial Report – January 2017.....	39

13.7	Monthly Investment Report – January 2017.....	44
13.8	Monthly Financial Report – April 2017 .....	47
13.9	Monthly Investment Report – April 2017 .....	51
14.	Elected Members Notices of Motions of Which Previous Notice Has Been Given.....	53
15.	Elected members notices of motion given at the meeting for consideration at the following ordinary meeting on 27 June 2017 .....	53
16.	Urgent Business Approved By the Presiding Member or By Decision .....	53
17.	Confidential Items .....	53
	Declaration of Closure .....	53

## City of Nedlands

### Minutes of an ordinary meeting of Council held in the Council chambers, Nedlands on Tuesday 23 May 2017 at 7 pm.

---

#### Declaration of Opening

The Presiding Member declared the meeting open at 7 pm and drew attention to the disclaimer below.

(NOTE: Council at its meeting on 24 August 2004 resolved that should the meeting time reach 11.00 p.m. the meeting is to consider an adjournment motion to reconvene the next day).

#### Present and Apologies and Leave Of Absence (Previously Approved)

<b>Councillors</b>	His Worship the Mayor, R M C Hipkins (Presiding Member)	
	Councillor R M Binks	Hollywood Ward
	Councillor B G Hodsdon	Hollywood Ward
	Councillor G A R Hay	Melvista Ward
	Councillor T P James	Melvista Ward
	Councillor N W Shaw	Melvista Ward
	Councillor L J McManus	Coastal Districts Ward
	Councillor K A Smyth	Coastal Districts Ward
	Councillor I S Argyle	Dalkeith Ward
	Councillor W R B Hassell	Dalkeith Ward

<b>Staff</b>	Mrs L M Driscoll	Director Corporate & Strategy
	Mr P L Mickleson	Director Planning & Development
	Mr M A Glover	Director Technical Services
	Mrs N M Ceric	Executive Assistant to CEO & Mayor

**Public** There were 15 members of the public present.

**Press** The Post Newspaper representative.

<b>Leave of Absence (Previously Approved)</b>	Councillor J D Wetherall	Hollywood Ward
---	--------------------------	----------------

<b>Apologies</b>	Councillor N B J Horley	Coastal Districts Ward
------------------	-------------------------	------------------------

**Absent** Nil.



## **Disclaimer**

Members of the public who attend Council meetings should not act immediately on anything they hear at the meetings, without first seeking clarification of Council's position. For example by reference to the confirmed Minutes of Council meeting. Members of the public are also advised to wait for written advice from the Council prior to taking action on any matter that they may have before Council.

Any plans or documents in agendas and minutes may be subject to copyright. The express permission of the copyright owner must be obtained before copying any copyright material.

### **1. Public Question Time**

Nil.

### **2. Addresses by Members of the Public**

Mr Zac Phillips, 63 North Street, Swanbourne (spoke in support of the proposal)	PD19.17
--	---------

Mr Rod Griffiths, 30 Swansea Street, Swanbourne (spoke in support of the application)	PD19.17
--	---------

Mr Ian Olson, 21 Knutsford Street, Swanbourne (spoke in support of the application)	PD19.17
--	---------

Mrs Rachael Glidoo, 1/6 Pearce Street, North Fremantle (spoke in opposition to the proposal)	CM02.17
---	---------

Mr Andrew Mangano, 51 Minora Road, Dalkeith  
(spoke in relation to rates)

### **3. Requests for Leave of Absence**

Nil.

**4. Petitions**

**4.1 Kirkwood Deli Petitions**

Councillor McManus tabled a petition from 11 Local Swanbourne Residents and Kirkwood Deli Customers in support of the planning application submitted by the Kirkwood Delicatessen - PD19.17 of this agenda.

Councillor McManus tabled a petition from the Friday Writing Group at Mattie Furphy House in support of the continuing use of outdoor tables for snacks and coffee at Kirkwood Delicatessen.

Moved – Councillor McManus  
Seconded – Councillor Hodsdon

**That Council receive the attached petitions and refer them to administration.**

**CARRIED UNANIMOUSLY 10/-**

**5. Disclosures of Financial Interest**

The Presiding Member reminded Councillors and Staff of the requirements of Section 5.65 of the *Local Government Act* to disclose any interest during the meeting when the matter is discussed.

There were no disclosures of financial interest.

**6. Disclosures of Interests Affecting Impartiality**

The Presiding Member reminded Councillors and Staff of the requirements of Council's Code of Conduct in accordance with Section 5.103 of the *Local Government Act*.

There were no disclosures affecting impartiality.

**7. Declarations by Members That They Have Not Given Due Consideration to Papers**

Nil.

## 8. Confirmation of Minutes

### 8.1 Ordinary Council Meeting 26 April 2017

Moved – Councillor Argyle  
Seconded – Councillor Hay

**The Minutes of the Ordinary Council Meeting held 26 April 2017 be confirmed subject to Councillor Argyle's announcements being amended to read:**

**Councillor Argyle received an appreciation letter (which was handed to Administration at the meeting) from a ratepayer regarding their DA approval that went to Council last month. The letter also contained feedback in relation to the David Cruickshank Reserve.**

**CARRIED UNANIMOUSLY 10/-**

## 9. Announcements of the Presiding Member without discussion

Functions where the Mayor had represented the City since the last Council meeting:

26 April 2017	UDIA	Drainage for Liveability
28 April 2017	City of Nedlands	Meeting with Local Member Hon. Bill Marmion
28 April 2017	CRC Water Sensitive Cities	Toolkit Workshop
1 May 2017	City of Nedlands	Sustainable Nedlands Committee
2 May 2017	Chamber of Arts & Culture	Copyright Agency Event
3 May 2017	Australian Institute of Architects	Urban Design Committee
4 May 2017	CRC Water Sensitive Cities	Water Sensitive Transition
4 May 2017	City of Nedlands	Private Citizenship Ceremony
5 May 2017	Surf Life Saving WA	Coastal Bravery Awards
6 May 2017	Christ Church Grammar School	Launch of St John's Wood Playing Fields
8 May 2017	WESROC	Mayor's Meeting
8 May 2017	Planning Institute of Australia	Urban Design Forum
10 May 2017	CEDA	Autonomous Vehicles
10 May 2017	Town of Cottesloe	Volunteers Function
11-12 May 2017	Heritage Council	State Heritage & History Conference
16-21 May 2017	Singapore Government	World Cities Summit & Mayor's Forum, Suzhou, China

**10. Members announcements without discussion**

**10.1 Councillor Argyle**


Councillor Argyle announced the passing of a unique Australian, who in the 1950s was a regular Soldier and an identity in what became the City of Nedlands at the Swanbourne Army Barracks and Compound. Reginald Amos Bandy RSM MBE, born 14 July 1922 died 6 May 2017 aged 94. RMS Bandy was a superior instructor and mentor to recruits, many of us from the Western Suburbs will recall him with special memories of those days of National Service, now lost to the past. Councillor Argyle advised he was one of the January 1955 intake, aged 19 years old – Service number 5/706449. RMS Bandy went to serve in Vietnam and elsewhere. Councillor Argyle was thankful to be one of the many who attended the Funeral Service of this distinguished, brave and decorated war veteran at the St Joseph's Priory Church in Queens Park the 16<sup>th</sup> May. After the Service Councillor Argyle expressed his feelings and those of the City of Nedlands to this daughter about her father – a no nonsense Soldier when on duty with his always cheerful disposition and sense of fun when we were at ease at Swanbourne and also the Northam Army Compound. Old Soldiers never die – they just fade away. Reg Bandy has influenced Councillor Argyle's life to this very day.

Councillor Argyle tabled the attached portrait of RMS Bandy and copy of condolences that appeared in the West Australian Newspaper to be included in the minutes of this meeting.

Service of Christian Farewell  
for

*Reginald Amos Bandy*

14 July 1922 – 6 May 2017



St Joseph's Priory Church  
Queens Park  
16 May 2017



# Reginald Amos Bandy

14 July 1922 - 6 May 2017

TUESDAY, MAY 9, 2017 • 55

## Always in our Hearts

### BANDY

**Reginald Amos (Reg):**  
It is with great sadness the Bandy Family announces the passing of Reginald Amos Bandy, RSM, MBE.

His passing on Saturday 6th May heralds the loss of a father, grandfather, great-grandfather, a decorated war veteran and a dear friend to many.

He joins his eldest son Hayden, with our Lord. Rest in Peace Dad.

From the families of his children Susan, Hayden, Bronwyn and Clayton.

**BANDY Reginald (Reg):**  
To my loving Dad; every day in some small way memories of you come our way. We know you will always be near, we will miss, love and always hold you dear in our hearts. Eternal love from Susan, Peter, Elizabeth, Tim, Claire, Pietro and Caleb Xx

**BANDY Reginald (Reg):**  
Father of Hayden (dec), father-in-law of Therese and grandfather of Kristian, Jon and Frances. Your guidance, wisdom and wit will be greatly missed but will remain forever in our hearts. You fought the good fight and now it's time to rest in peace with Hayden.

**BANDY Reginald (Reg):**  
May you rest in peace, while living long and strong in our hearts forever. We love you Dad, Pa.  
Love forever from Clayton, Sandy, Stephanie and Zachary.



**BANDY (R A):**  
Australia has lost an incredible human being.  
C E C

WEDNESDAY, MAY 10, 2017 • 77

### BANDY (Reg):

Saddened by the passing of Uncle Reg. His Army lifetime stories always remembered. Dianne and Peter, David and Dina, Andrew, Kelly Isla and Harry Shacklock.



### BANDY (Reg):

Sincere condolences to the Bandy family. I have great memories of our trips and talks. Reg was a special soldier with 3BN (Kapyong) plus 7BN, R.S.M., London posting. Lots of National Servicemen will remember him. You will be sadly missed. Tiger and family.



**BANDY (Reg): MBE 5288**  
RSM 7RAR 2nd tour SVN. A well respected soldier. Sincere condolences to all family members.  
7RAR (WA) Association.  
Duty First - Lest We Forget



**BANDY Reginald (Reg)**  
**MBE WO1 AATT:**  
23.10.1963 - 8.10.1964  
Served in Dong Da near Hue, Hiep Khanh and Duc My Ranger Training School. Condolences to Reg's family from WA Members of AATT.  
Lest We Forget.

50 • THURSDAY, MAY 11, 2017



### BANDY (Reg):

Deepest sympathy to Bronwyn, Susan and Clayton at the loss of your father and our esteemed member. From Committee and Members Canning Districts RSL Sub-Branch.

### BANDY (Reg):

A real soldier died today. Your legend will live in the hearts and minds of good men. Well done my good friend, stand easy.  
Jim Clarke (Rangatang)  
Jurien Bay.

### BANDY (Reg):

To the man that trained so many young men on the parade ground, sympathy to his extended family.  
National Servicemen Association WA.

### BANDY (Reg):

Great man, great soldier, great RSM and a great friend. From Spunky.

Funeral service  
St Joseph's Church  
Treasure Road,  
Queens Park W.A.  
10:15 AM  
Tuesday 16 May  
2017

MAY 13-14, 2017 • 109



### BANDY (Reg):

We had some very memorable times over the past sixty years my good friend. The monthly get-togethers with the old gang for lunch will be sadly missed. Deepest sympathy to all the Bandy family on this very sad occasion.

Kevin Emberson  
and family

0 • MONDAY, MAY 15, 2017

### BANDY (Reg) MBE WO1:

Australian Regular Army renowned Infantry RSM icon of the post war and Vietnam era who offered sound guidance to officers and instilled confident skills into thousands of soldiers in his time. A never to be forgotten leader of men whose advice has been my honour to receive. Condolences to the extended family. Rest now in peace old soldier, thanks for the service.  
Norm Wells

### BANDY (Reg):

Good friend and soldier. Sympathy to Bronwyn and family. "Lest We Forget".



Len and Jean Ogilvie.

**11. Matters for Which the Meeting May Be Closed**

Council, in accordance with Standing Orders and for the convenience of the public, is to identify any matter which is to be discussed behind closed doors at this meeting, and that matter is to be deferred for consideration as the last item of this meeting.

Nil.

**12. Divisional reports and minutes of Council committees and administrative liaison working groups**

**12.1 Minutes of Council Committees**

This is an information item only to receive the minutes of the various meetings held by the Council appointed Committees (N.B. This should not be confused with Council resolving to accept the recommendations of a particular Committee. Committee recommendations that require Council's approval should be presented to Council for resolution via the relevant departmental reports).

Moved – Councillor Hodsdon  
Seconded – Councillor McManus

**The Minutes of the following Committee meetings (in date order) be received:**

**Council Committee**  
Circulated to Councillors on 16 May 2017

**9 May 2017**

**CARRIED UNANIMOUSLY 10/-**

**Note: As far as possible all the following reports under items 12.2, 12.3, 12.4 and 12.5 will be moved en-bloc and only the exceptions (items which Councillors wish to amend) will be discussed.**

En Bloc  
Moved - Councillor Hassell  
Seconded – Councillor James

**That all Committee Recommendations relating to Reports under items 12.2, 12.3, 12.4 and 12.5 with the exception of Report Nos. PD19.17 & PD20.17 are adopted en bloc.**

**CARRIED UNANIMOUSLY 10/-**

**12.2 Planning & Development Report No's PD19.17 to PD21.17 (copy attached)**

Note: Regulation 11(da) of the *Local Government (Administration) Regulations 1996* requires written reasons for each decision made at the meeting that is significantly different from the relevant written recommendation of a committee or an employee as defined in section 5.70, but not a decision to only note the matter or to return the recommendation for further consideration.

<b>PD19.17</b>	<b>(Lot 5) No. 63 North Street, Swanbourne – Outdoor Seating Areas (Retrospective)</b>
----------------	--

<b>Committee</b>	9 May 2017
<b>Council</b>	23 May 2017
<b>Applicant</b>	Kirkwood Deli
<b>Landowner</b>	Blueberries Food Basket Pty Ltd
<b>Director</b>	Peter Mickleson – Director Planning & Development Services
<b>Reference</b>	DA2016/354
<b>Previous Item</b>	Item D70.08 – December 2008
<b>Delegation</b>	In accordance with Clause 6.7.1a) of the City's Instrument of Delegation, Council is required to determine the application due to an objection being received.
<b>Attachments</b>	1. Photographs of property

Moved – Councillor McManus  
 Seconded – Councillor Binks

That the Recommendation to Council be adopted.  
 (Printed below for ease of reference)

**LOST -/10**

(Against: Mayor Crs. Binks Hodsdon Hay James  
 Shaw McManus Smyth Argyle & Hassell)

**Regulation 11(da)** - The number of seats approved reflects the way the shop is currently being operated, with overwhelming public support and minimal adverse effect on the surrounding area.

Moved – Councillor McManus  
 Seconded – Councillor Hassell

### Council Resolution

**Council approves the retrospective development application for shop customer seating at (Lot 5) No. 63 North Street, Swanbourne, in accordance with the amended plan received on 10 January 2017, subject to the following conditions and advice notes:**

- 1. The development shall at all times comply with the approved plan.**



- 2. There shall be a maximum of 3 tables located outside the shop on the Kirkwood Street side and a maximum of 2 tables located outside the shop on the North street side.**
- 3. There shall be a maximum of 20 seats associated with the 5 outside tables.**
- 4. Inside the shop, the two tables shown as display tables on the approved plan shall be permitted to have a maximum of 20 small stools (not chairs) for customers use.**
- 5. Service and/or delivery vehicles shall not service the premises before 7.00am or after 7.00pm Monday to Saturday, or before 9.00am or after 7.00 pm on Sundays and Public Holidays.**

**Advice Notes:**

- 1. An Outdoor Dining Licence is required to be obtained from the City for the outdoor seating areas.**

**CARRIED UNANIMOUSLY 10/-**

Committee Recommendation

Council approves the retrospective development application for the shop's existing outdoor seating areas at (Lot 5) No. 63 North Street, Swanbourne, in accordance with the amended plan received on 10 January 2017, subject to the following conditions and advice:

1. The development shall at all times comply with the approved plan.
2. There being a maximum of 3 tables and 6 seats located on the premises.
3. Any seating available for customers which does not form part of this development approval being removed from the premises within 14 days from the date of this decision.
4. Only pre-packaged items are to be available for customers.
5. Service and/or delivery vehicles shall not service the premises before 7.00am or after 7.00 pm Monday to Saturday, or before 9.00 am or after 7.00 pm on Sundays and Public Holidays.

Advice Notes specific to this proposal:

1. The applicant is advised that a separate development application is required to be submitted to and approved by the City if they intend on either increasing the seating area and/or seating numbers on the premises.

2. An Outdoor Dining Licence is required to be obtained from the City for the outdoor seating areas.

#### Recommendation to Committee

Council refuses the development application for the shop's outdoor seating areas to remain at (Lot 5) No. 63 North Street, Swanbourne, for the following reasons:

1. The proposed land use is inconsistent with Clause 5.5.1 of the City's Town Planning Scheme No. 2 and Clause 67 (n) (t) and (y) of Schedule 2 – Deemed Provisions of the *Planning and Development (Local Planning Schemes) Regulations 2015* as the land use is considered inappropriate for the zoning and there is inadequate car parking to facilitate the proposal.
2. An insufficient number of car bays are provided for the proposed use, thus potentially creating safety and amenity issues for pedestrians and other road users due to vehicles being illegally parked.
3. An additional shortfall in the required amount of onsite car parking bays does not represent the orderly and proper planning of the City and conflicts with cl. 6.5.1 of the City's Town Planning Scheme No. 2.

<b>PD20.17</b>	<b>(Lot 91) No. 7 Shann Street, Floreat – Single Storey Single Dwelling</b>
----------------	---

<b>Committee</b>	9 May 2017
<b>Council</b>	23 May 2017
<b>Applicant</b>	R Dohmen
<b>Landowner</b>	R Dohmen
<b>Director</b>	Peter Mickleson – Director Planning & Development Services
<b>Reference</b>	DA2017/54
<b>Previous Item</b>	Nil.
<b>Delegation</b>	In accordance with Clause 6.7.1 of the City's Instrument of Delegation, Council is required to determine the application as discretion exists for Council to approve the variation under the City's Town Planning Scheme No. 2.
<b>Attachments</b>	1. Photograph of 7 Shann Street currently

**Regulation 11(da) – Not Applicable – Recommendation Adopted**

Moved – Councillor Hodsdon

Seconded – Mayor Hipkins

**That the Recommendation to Council be adopted.**

(Printed below for ease of reference)

**CARRIED 9/1  
(Against: Cr. Argyle)**

**Council Resolution / Committee Recommendation / Recommendation to Committee**

**Council refuses the development application for the proposed single storey single dwelling at (Lot 91) No.7 Shann Street, Floreat, received on 10 March 2017, and the amended plans dated 3 April 2017, for the following reasons:**

- 1. The proposal not satisfying the design principles stipulated under clause 5.1.3 (Lot Boundary Setback) of the Residential Design Codes due to the proposed nil boundary setback of the garage increasing the impacts of building bulk on adjoining properties.**
- 2. The proposal setting an undesirable precedent in terms of a boundary wall being visible from the primary street on a low density property.**
- 3. The boundary wall in the R12.5 zone does not represent the orderly and proper planning of the City and conflicts with cl. 6.5.1 of Town Planning Scheme No. 2.**
- 4. The proposal not satisfying provisions (m) and (n) of the Planning and Development (Local Planning Schemes) Regulations 2015 cl.67, as the proposal for a boundary wall is incompatible with low density zone and will negatively impact the character of the locality.**

<b>PD21.17</b>	<b>(Lot 146) No. 159a Rochdale Road, Mount Claremont – Home Business (Retrospective)</b>
----------------	--

<b>Committee</b>	9 May 2017
<b>Council</b>	23 May 2017
<b>Applicant</b>	B Marwick-Apfel
<b>Owner</b>	M Apfel and B Marwick-Apfel
<b>Director</b>	Peter Mickleson – Director Planning & Development Services
<b>Reference</b>	DA2017/69
<b>Previous Item</b>	Nil.
<b>Delegation</b>	In accordance with Clause 6.7.1a) of the City's Instrument of Delegation, Council is required to determine the application due to an objection being received.
<b>Attachments</b>	Nil.

### **Regulation 11(da) – Not Applicable – Recommendation Adopted**

Moved – Councillor Hassell

Seconded – Councillor James

**That the Recommendation to Council be adopted.**

(Printed below for ease of reference)

**CARRIED UNANIMOUSLY EN BLOC 10/-**

### **Council Resolution / Committee Recommendation**

**Council approves the retrospective development application for the home business (paramedical micropigmentation) to continue operating at (Lot 146) No. 159A Rochdale Road, Mount Claremont, received on 3 April 2017, subject to the following conditions and advice notes:**

- 1. The development shall at all times comply with the approved plans.**
- 2. The proposed use complying with the home business definition stipulated under the City's Town Planning Scheme No. 2 (refer to advice note 1).**
- 3. Clients visiting the property by prior appointment only.**
- 4. The number of the property to be prominently displayed.**
- 5. The home business only being permitted to operate between Monday and Friday 9.00am to 5.00pm, including public holidays.**
- 6. Vehicles belonging to clients only being parked on 159A Rochdale Road.**

**Advice Notes specific to this approval:**

1. With regard to Condition 2, The applicant is advised that the use 'Home Business' is defined as being the following under the City's Town Planning Scheme No. 2:

*"Home Business - means a business, service or profession carried out in a dwelling or on land around a dwelling by an occupier of the dwelling which:*

- i) does not employ more than 2 people not members of the occupier's household;*
- ii) will not cause injury to or adversely affect the amenity of the neighbourhood;*
- iii) does not occupy an area greater than 50 square metres;*
- iv) does not involve the retail sale, display or hire of goods of any nature;*
- v) in relation to vehicles and parking, does not result in traffic difficulties as a result of the inadequacy of parking or an increase in traffic volumes in the neighbourhood, and does not involve the presence, use or calling of a vehicle more than 3.5 tonnes tare weight; and*
- vi) does not involve the use of an essential service of greater capacity than normally required in the zone."*

2. Prior to commencing an *Application for Establishment of Skin Penetration Premises* shall be lodged with and approved by the City.
3. Prior to commencing the premises shall receive an inspection from the City's Environmental Health section which cites the establishment may commence operation.
4. A hand basin supplied with hot and cold water through a single outlet (hands free operation), soap and paper towels must be available in the immediate area where skin penetration procedures are undertaken.

## Recommendation to Committee

Council approves the retrospective development application for the home business (paramedical micropigmentation) to continue operating at (Lot 146) No. 159A Rochdale Road, Mount Claremont, received on 3 April 2017, subject to the following conditions and advice notes:

1. The development shall at all times comply with the approved plans.
2. The proposed use complying with the home business definition stipulated under the City's Town Planning Scheme No. 2 (refer to advice note 1).
3. Clients visiting the property by prior appointment only.
4. A maximum of one client per day.
5. The home business only being permitted to operate between Tuesday and Friday 10.00am to 5.00pm, including public holidays.
6. Vehicles belonging to clients only being parked on 159A Rochdale Road.

### Advice Notes specific to this approval:

1. With regard to Condition 2, The applicant is advised that the use 'Home Business' is defined as being the following under the City's Town Planning Scheme No. 2:

*"Home Business - means a business, service or profession carried out in a dwelling or on land around a dwelling by an occupier of the dwelling which:*

- i) does not employ more than 2 people not members of the occupier's household;*
- ii) will not cause injury to or adversely affect the amenity of the neighbourhood;*
- iii) does not occupy an area greater than 50 square metres;*
- iv) does not involve the retail sale, display or hire of goods of any nature;*
- v) in relation to vehicles and parking, does not result in traffic difficulties as a result of the inadequacy of parking or an increase in traffic volumes in the neighbourhood, and does not involve the presence, use or calling of a vehicle more than 3.5 tonnes tare weight; and*
- vi) does not involve the use of an essential service of greater capacity than normally required in the zone."*

2. Prior to commencing an *Application for Establishment of Skin Penetration Premises* shall be lodged with and approved by the City.

3. Prior to commencing the premises shall receive an inspection from the City's Environmental Health section which cites the establishment may commence operation.
4. A hand basin supplied with hot and cold water through a single outlet (hands free operation), soap and paper towels must be available in the immediate area where skin penetration procedures are undertaken.



**12.3 Technical Services Report No's TS05.17 (copy attached)**

Note: Regulation 11(da) of the *Local Government (Administration) Regulations 1996* requires written reasons for each decision made at the meeting that is significantly different from the relevant written recommendation of a committee or an employee as defined in section 5.70, but not a decision to only note the matter or to return the recommendation for further consideration.

<b>TS05.17</b>	<b>Tender No. RFT 2016/2017.12 Beaton Park – All Abilities Play Space – Irrigation System</b>
----------------	---

<b>Committee</b>	9 May 2017
<b>Council</b>	23 May 2017
<b>Applicant</b>	City of Nedlands
<b>Officer</b>	Nathan Brewer – Purchasing and Tenders Coordinator
<b>Director</b>	Martyn Glover – Director Technical Services
<b>Attachment</b>	Final Evaluation Score Sheet (confidential)

**Regulation 11(da) – Not Applicable – Recommendation Adopted**

Moved – Councillor Hassell

Seconded – Councillor James

**That the Recommendation to Council be adopted.**

(Printed below for ease of reference)

**CARRIED UNANIMOUSLY EN BLOC 10/-**

**Council Resolution / Committee Recommendation / Recommendation to Committee****Council:**

- 1. agrees to award RFT 2016/2017.12 Beaton Park – All Abilities Play Space – Irrigation System to the preferred tenderer.**
- 2. authorises the Chief Executive Officer to Sign the acceptance of offers.**

## 12.4 Community & Organisational Development Report No's CM02.17 (copy attached)

Note: Regulation 11(da) of the *Local Government (Administration) Regulations 1996* requires written reasons for each decision made at the meeting that is significantly different from the relevant written recommendation of a committee or an employee as defined in section 5.70, but not a decision to only note the matter or to return the recommendation for further consideration.

<b>CM02.17</b>	<b>Proposed Increase in Management License Fee for Playgroups and Toy Libraries</b>
----------------	---

<b>Committee</b>	9 May 2017
<b>Council</b>	23 May 2017
<b>Applicant</b>	City of Nedlands
<b>Officer</b>	Robyn Forrest – Community Development Officer (Volunteering & Community Groups) Marion Granich – Manager Community Development
<b>Director</b>	Lorraine Driscoll – Director Corporate and Strategy
<b>Attachments</b>	Nil

### Regulation 11(da) – Not Applicable – Recommendation Adopted

Moved – Councillor Hassell

Seconded – Councillor James

**That the Recommendation to Council be adopted.**

(Printed below for ease of reference)

**CARRIED UNANIMOUSLY EN BLOC 10/-**

### Council Resolution / Committee Recommendation

**That this item be deferred to a Councillor Briefing.**

Recommendation to Committee

Council approves:

1. a fee of \$5 per hour is charged to the Hackett, Mt Claremont and Nedlands Playgroups and the Floreat and Nedlands Toy Libraries for their use of a Council facility, for the period 1 January 2018 – 30 June 2018;
2. thereafter, usage fees for Playgroups and Toy Libraries will be adjusted annually as part of the City's routine review of Fees and Charges; and
3. for the period 1 July 2017 – 31 December 2017, Playgroup and Toy Library fees for use of a Council facility remain at current charges.

**12.5 Corporate & Strategy Report No's CPS14.17 (copy attached)**

Note: Regulation 11(da) of the *Local Government (Administration) Regulations 1996* requires written reasons for each decision made at the meeting that is significantly different from the relevant written recommendation of a committee or an employee as defined in section 5.70, but not a decision to only note the matter or to return the recommendation for further consideration.

<b>CPS14.17 List of Accounts Paid – March 2017</b>	
<b>Committee</b>	3 May 2017
<b>Council</b>	23 May 2017
<b>Applicant</b>	City of Nedlands
<b>Officer</b>	Mike Fletcher – Acting Manager Finance
<b>Director</b>	Lorraine Driscoll – Director Corporate & Strategy
<b>Attachments</b>	1. Creditor Payment Listing January 2017 2. Purchasing Card Payments March 2017 (1 <sup>st</sup> March – 28 <sup>th</sup> March)

**Regulation 11(da) – Not Applicable – Recommendation Adopted**

Moved – Councillor Hassell

Seconded – Councillor James

**That the Recommendation to Council be adopted.**

(Printed below for ease of reference)

**CARRIED UNANIMOUSLY EN BLOC 10/-**

**Council Resolution / Committee Recommendation / Recommendation to Committee**

**Council receives the List of Accounts Paid for the month of March 2017 (refer to attachments).**

**13. Reports by the Chief Executive Officer**

**13.1 Common Seal Register Report – April 2017**

Moved – Councillor Binks  
Seconded – Councillor Shaw

**The attached Common Seal Register Report for the month of April 2017 be received.**

**CARRIED UNANIMOUSLY 10/-**

SEAL NUMBER	DATE SEALED	DEPARTMENT	MEETING DATE / ITEM NO.	REASON FOR USE
882	18 April 2017	Planning & Development	Delegated Authority	Restrictive Covenant for subdivision at Lot 529, No. 75 Clifton Street, Nedlands requiring development is setback from rear laneway in accordance with condition of subdivision approval. (WAPC Ref: 150753)

**13.2 List of Delegated Authorities – April 2017**

Moved – Councillor Shaw  
 Seconded – Councillor Hay

The attached List of Delegated Authorities for the month of April 2017 be received.

**CARRIED UNANIMOUSLY 10/-**

<b>April 2017</b>					
<b>Date of use of delegation of authority</b>	<b>Title</b>	<b>Position exercising delegated authority (choose)</b>	<b>Act (choose)</b>	<b>Section of Act</b>	<b>Applicant City of Nedlands, property owner or other (please specify)</b>
<b>03/04/2017</b>	(APP) – DA17/64 – 72 Kirwan Street, Floreat – Additions (Patio) to Grouped Dwelling	Andrew Bratley – Coordinator Statutory Planning	City of Nedlands TPS2	Section 6.7.1	Classic Home & Garage Innovations Pty Ltd
<b>03/04/2017</b>	(APP) – DA17/49 – 12 Wattle Ave, Dalkeith – Two Storey Single House	Jennifer Heyes – Manager Planning	City of Nedlands TPS2	Section 6.7.1	B Brackenridge
<b>04/04/2017</b>	Approval to write off minor rates debt March 2017 - \$166.75	Chief Executive Officer – Greg Trevaskis	Local Government Act	Section 6.12 (1) (c)	City of Nedlands

<b>04/04/2017</b>	(APP) – DA17/16 – 35 Caladenia Pde, Mt Claremont – Front Fence, Rear and West Side Over-height Dividing Fencing and Driveway Modification	Andrew Bratley – Coordinator Statutory Planning	City of Nedlands TPS2	Section 6.7.1	Mrs H L Brittan
<b>05/04/2017</b>	(APP) – DA16/391 – 48 Viewway, Nedlands – Over-height Dividing Fencing	Kate Bainbridge – Senior Statutory Planning	City of Nedlands TPS2	Section 6.7.1	C Warnick
<b>07/04/2017</b>	3023765 – Parking Infringement Withdrawal – compassionate grounds	Manager Health & Compliance – Andrew Melville	Local Government Act 1995	Section 9.20/6.12(1)	Samuel Falkner
<b>07/04/2017</b>	3024462 – Parking Infringement Withdrawal – error made by issuing officer	Manager Health & Compliance – Andrew Melville	Local Government Act 1995	Section 9.20/6.12(1)	Thea Schokman
<b>07/04/2017</b>	3025803 – Parking Infringement Withdrawal – compassionate grounds	Manager Health & Compliance – Andrew Melville	Local Government Act 1995	Section 9.20/6.12(1)	Sue Brown
<b>07/04/2017</b>	3023777 – Parking Infringement Withdrawal – compassionate grounds	Manager Health & Compliance – Andrew Melville	Local Government Act 1995	Section 9.20/6.12(1)	Rachel San Wei
<b>11/04/2017</b>	3023723 – Parking Infringement Withdrawal – compassionate grounds	Manager Health & Compliance – Andrew Melville	Local Government Act 1995	Section 9.20/6.12(1)	Adeline Hillan
<b>11/04/2017</b>	3024587 – Parking Infringement Withdrawal – compassionate grounds	Manager Health & Compliance – Andrew Melville	Local Government Act 1995	Section 9.20/6.12(1)	Patrick Spivey

<b>11/04/2017</b>	(APP) – DA17/63 – 14 Waratah Ave, Dalkeith – Replacement Carport & Dwelling Extensions	Kate Bainbridge – Senior Statutory Planning	City of Nedlands TPS2	Section 6.7.1	Mackie International Pty Ltd
<b>11/04/2017</b>	(APP) – DA17/33 – 38 Webster St, Nedlands – Carport and Additions to Existing Single Dwelling	Jennifer Heyes – Manager Planning	City of Nedlands TPS2	Section 6.7.1	Keen Architecture
<b>12/04/2017</b>	(APP) – DA17/74 – 42 Minora Rd, Dalkeith – Additions to Existing Single Dwelling (Amendments to DA2016/212)	Jennifer Heyes – Manager Planning	City of Nedlands TPS2	Section 6.7.1	L O'Neil
<b>11/04/2017</b>	3023723 – Parking Infringement Withdrawal – officer error	Manager Health & Compliance – Andrew Melville	Local Government Act 1995	Section 9.20/6.12(1)	Steven Heffernan
<b>19/04/2017</b>	3024578 – Parking Infringement Withdrawal – compassionate grounds	Manager Health & Compliance – Andrew Melville	Local Government Act 1995	Section 9.20/6.12(1)	C Cinanni
<b>19/04/2017</b>	3025861 – Parking Infringement Withdrawal – compassionate grounds	Manager Health & Compliance – Andrew Melville	Local Government Act 1995	Section 9.20/6.12(1)	Daniel Liang
<b>19/04/2017</b>	3024317 – Parking Infringement Withdrawal – compassionate grounds	Manager Health & Compliance – Andrew Melville	Local Government Act 1995	Section 9.20/6.12(1)	Judy Plowman
<b>19/04/2017</b>	3024434 – Parking Infringement Withdrawal – compassionate grounds	Manager Health & Compliance – Andrew Melville	Local Government Act 1995	Section 9.20/6.12(1)	Peter Ventouse
<b>19/04/2017</b>	3025173 – Parking Infringement Withdrawal – compassionate grounds	Manager Health & Compliance – Andrew Melville	Local Government Act 1995	Section 9.20/6.12(1)	Harry Watts

<b>19/04/2017</b>	(APP) – DA17/72 – 22 Godetia Gardens, Mt Claremont – Water Impermeable Roofing on Existing Pergola	Coordinator Statutory Planning – Andrew Bratley	City of Nedlands TPS2	Section 6.7.1	J Watt
<b>26/04/2017</b>	(APP) – DA16/083 – 1 Loftus St, Nedlands – Retrospective conversion of Outbuilding to Studio	Coordinator Statutory Planning – Andrew Bratley	City of Nedlands TPS2	Section 6.7.1	Amerex Pty Ltd
<b>27/04/2017</b>	(APP) – DA17/81 – 74 Thomas St, Nedlands – Gable Roofed Patio	Senior Statutory Planning Officer – Kate Bainbridge	City of Nedlands TPS2	Section 6.7.1	Screenstyle WA Pty Ltd
<b>27/04/2017</b>	(APP) – DA17/58 – 151 Broadway, Nedlands – Alfresco Addition	Coordinator Statutory Planning – Andrew Bratley	City of Nedlands TPS2	Section 6.7.1	Nepali Grill Pty Ltd
<b>28/04/2017</b>	(APP) – DA17/86 – 12 Rockton Rd, Nedlands – Gable Roofed Patio	Senior Statutory Planning Officer – Kate Bainbridge	City of Nedlands TPS2	Section 6.7.1	D Tykad
<b>28/04/2017</b>	(APP) – DA17/78 – 71 Tyrell St, Nedlands – Dividing Fence, Swimming Pool, Retaining Wall and Fill	Senior Statutory Planning Officer – Kate Bainbridge	City of Nedlands TPS2	Section 6.7.1	Cornerstone
<b>28/04/2017</b>	(APP) – DA17/79 – 8 Tyrell St, Nedlands – Carport Boundary Wall	Coordinator Statutory Planning – Andrew Bratley	City of Nedlands TPS2	Section 6.7.1	Mr R J Malcolm



**13.3 All Abilities Play Space – Play Equipment Purchased Through Tender No. 2014/15.05**

<b>Council</b>	23 May 2017
<b>Applicant</b>	City of Nedlands
<b>Officer</b>	Nathan Brewer – Purchasing and Tenders Coordinator
<b>Director</b>	Martyn Glover – Director Technical Services
<b>Attachments</b>	1. Play Equipment and Alternatives Schedule 2. Fiona Robbe Memorandum.

**Regulation 11(da) – Not Applicable – Recommendation Adopted**

Moved – Councillor Shaw

Seconded – Councillor Hay

**That the Recommendation to Council be adopted.**

(Printed below for ease of reference)

**CARRIED 9/1  
(Against: Cr. Argyle)**

**Council Resolution / Recommendation to Committee**

**Council**

- 1. Agrees to award Beaton Park – All Abilities Play Space - Provision of Play Equipment to Protek Total Facility Management Pty Ltd as part of RFT 2014/15.05; and**
- 2. Authorises the Chief Executive Officer to approve the purchase order.**

**Executive Summary**

To Award the supply and installation of play equipment for the All Abilities Play Space Phase 1, Stages 1 and 2.

**Discussion/Overview**

**Background**

In consideration of the bespoke nature of the playground infrastructure and the likelihood that a single contract arrangement would result in a significant cost, the administration supported by the CEO, proposed a procurement process for the works associated with the All Abilities Play Space (AAPS) at Beaton Park in 2016/17 as follows:

1. The utility contracts to be arranged separately with the electrical works to be supplied by quotation from the City's appointed electrical contractor, Boyan Electrical now trading as Citybling and the sewer works by separate open tender.
2. The landscaping contract to be arranged by open tender.
3. The playground equipment to be supplied via the City's current panel contractor (Protek Total Facilities Management Pty Ltd) who are the only panel member that offer services of this type. They will be required to provide a quote to source and install the bespoke playground equipment in accordance with the landscape architects' specification from numerous manufacturers.
4. The parking area will be constructed utilising the City's existing panel contracts for civil works or by day labour.
5. The reticulation contract to be arranged by open tender.

The benefits of the procurement plan were that each prescribed element would be provided by a specialist in the field while still achieving a competitive result and all the procurement methods remained in accord with the Local Government (Functions and General) Regulations 1996.

The City considered the potential to tender separately for the play equipment however recognised that Protek Total Facility Management Pty Ltd (Protek) had already been through a tender process and consequently was on a panel to supply play equipment for the City. It was also recognised that the unique nature of the contract (supply of all abilities equipment from multiple manufacturers) allows the City to source from one potential supplier (Regulation 11(2)(f)), so the decision was made to use the nominated supplier from the existing panel contract.

To date the utility contracts have been awarded and completed; the landscaping contract has been awarded and commenced; and the reticulation contract is for Council consideration in the May agenda.

### **Playground Equipment**

It was resolved at the Ordinary Meeting of 26 May 2015 that Council:

Agrees to award panel tender No 2014/15.05 for a period of three years to the contractors detailed in the table below for the supply and installation of playground equipment:

No	Company
1	Playground Centre Australia Pty Ltd
2	Playright Australia Pty Ltd
3	Adventure Playgrounds Pty Ltd t/a Adventure Plus
4	Nature Play Solutions
5	Protek Total Facility Management Pty Ltd
6	Proludic Pty Ltd

The selection of the panel was to ensure the City had coverage for the different types of play equipment utilised across the City including a contractor who could source equipment of a specialised and/or bespoke nature that they manufacture themselves and/or specialise in.

The City approached Protek to deliver the product prescribed in the design of the AAPS under the following criteria:

- Exact equipment included in the specification,
- Alternatives available in Australia (see attachment 1),
- Comment on maintenance requirement and cost, and
- Final selection agreed by landscape architect (Fiona Robbe see attachment 2) and Rotary (funding the works).

The basis of this was to initially source the specified equipment which included equipment manufactured in Europe, then where possible, source locally manufactured equipment which would provide same service but was less costly. The maintenance requirement and associated costs was to ensure the maintenance was not at an excessive cost to the City and the approval by the landscape architect and Rotary was to ensure that the final result met the architectural requirements and the financiers' expectations.

The CEO currently has delegated authority to approve purchases up to \$150,000. Where a contract is in place, the CEO can approve purchases in accordance with the contract. In this instance, the contract is a panel and it is for a lump sum, however the contract has no prescribed value and the play equipment is in excess of \$150,000 at \$484,589 exclusive of GST. Therefore, it was considered appropriate to seek Council's approval for the procurement.

## Conclusion

The procurement process utilised for the purchase of the required play equipment to meet the classification for all abilities and the design specification was developed to ensure that the City met the requirements of the regulations and provided best value for money for specialised and/or bespoke equipment.

Both the landscape architect, Fiona Robbe and Rotary have approved the equipment selection and price respectively.

### **Key Relevant Previous Council Decisions:**

- 27 November 2012 – MOU City of Nedlands and Rotary. Council approved MOU.
- 11 December 2012 – CM10.12 – All Abilities Play Space Concept Plan. Council approved Concept Plan.
- 26 May 2015 – TS11.15 - Tender No. 2014/15.05 – Panel for the Supply and Installation of Playground Equipment
- 23 June 2015 – CM04.15 - All Abilities Play Space Project. Council agreed to proceed to detailed design.
- 22 March 2016 – TS04.16 - All Abilities Play Space Staging and Whole of Life Costs. Council agreed to proceed with Phase 1 of the project; establish a Facilities & Infrastructure Reserve Fund; and set aside an annual amount into this Fund.
- 25 October 2016 – Item 13.5 - All Abilities Play Space Progress Report. Council agreed to receive the report.
- 20 December 2016 – Item 13.7 - Delegation of Authority – Awarding of Tenders over Council Recess
- 28 March 2017 – Item 13.6 – RFT 2016/2017.06 Beaton Park - All Abilities Play Space – Landscaping Services.

### **Consultation**

The AAPS project has been the subject of extensive consultations since its inception in 2011. Stakeholder engagement has included:

- A community consultation event in March 2012 which provided the community the opportunity to contribute input into the design of the facility;
- Consultation undertaken with local schools, community organisations, disability service providers and individuals of all ages and abilities;
- Numerous Council briefings on the project, including briefings by Administration, Fiona Robbe, Rotary and Australia's Bridge;
- Consultation with various State Government agencies, including the Department of Parks and Wildlife, the Department of Environment Regulation, the Department of Water, the Department of Lands, the Department of Aboriginal Affairs and the Western Australian Planning Commission; and
- On-going consultation and engagement through membership of the AAPS Community Partnerships team, which includes 4 local Rotary Clubs, Australia's Bridge, Wood & Grieve, InclusionWA, local community members, 3 Councillors and relevant City staff.
- The recommendation for purchasing the play equipment was compiled in consultation with the landscape architect, Fiona Robbe and Rotary's representative on the AAPS Stakeholders Construction Team, Cheryl Jennings.

## Budget/Financial Implications

The below table indicates the project phasing and funding model, and the current status of funding, as proposed to Council in March 2016.

Phase	Stage	Financial Year	Cost	Status
1	1	2016/17	\$1,200,000	Approved in current budget
	2	2017/18	\$1,000,000	Recommended for budget approval
<b>Sub-total</b>			<b>\$2,200,000</b>	
2	3	2018/19	\$1,000,000	For future consideration
	4	2019/20	\$ 760,000	For future consideration
<b>Sub-total</b>			<b>\$1,760,000</b>	
<b>Total</b>			<b>\$3,960,000</b>	

In accordance with the above table, the approved capital budget for the current financial year includes funding of \$1,200,000 for construction of Phase 1, Stage 1 of the project. Capital expenditure associated with the construction of the AAPS is to be recovered from Rotary and Lotterywest with respect to funding agreements between the parties.

This action has sought submissions for the procurement of equipment for Phase 1, Stages 1 and 2. This was seen as advantageous as it reduces costs associated with transportation and improves economies of scale. Rotary has advised they have sufficient funds to cover all works associated with Phase 1.

Capital expenditure of approximately \$1.6million has been committed to the project to date and is associated with work already completed or in progress in preparation for the delivery of the play equipment. On approving this procurement, it is envisaged the play equipment component of the project will be ordered immediately in this financial year and will carry forward into the 2017/18 financial year when it will be delivered and installed. The play equipment has a lead time of up to twenty weeks.

In addition to capital expenditure, there are future budgetary implications related to 'whole of life' costs associated with ongoing operational expenditure and the impact of maintaining and servicing the facility over its intended life of fifty (50) years. These matters were considered and dealt with by Council at its meeting of 22 March 2016 where it agreed to proceed to Phase 1 of the project.

Spec	Warranty			Place of Manufacture	Delivery Time	Playright Option	Warranty	Place of Manufacture	Delivery Time	Miracle Option	Warranty	Place of Manufacture	Delivery Time	Forpark Option	Warranty	Place of Manufacture	Delivery Time
	As per plan																
Admin	A1 Project Management A2 Preliminaries A3 Disposal & waste A4 Site Prep / Mobilization (scaffold)		\$16,000.00 \$11,000.00														
PLAN #																	
7	Kinderland Wheelchair Accessible Carousel/Roundabout	Playrope	\$82,273.95	10Yr Structural	Germany	14 Weeks											
16	K&K Double Cable Ride with Launch Platform	Playrope	\$75,941.80	10Yr Structural		14 weeks	Double 30m Flying Fox (Timber) with Launch Deck	\$47,625.60	Lifetime Structural	Czech Republic	16 Weeks	Double 30m Flying Fox (Timber) with Launch Deck	\$31,680.00	10Yr Structural	W Australia	10 weeks	Supply and installation of F598 Flying Fox (double - 2 pommels) plus launch platform (either timber or alternatively a rubber mound)
	Installation Includes delivery of good to site along with the installation of the products Install also includes excavation and concrete for site footings. Please note this excludes removal of spoil. Please note any orders placed prior to Christmas will incur an additional 2 week lead time due to manufacturers closing dates.		\$32,186.00		Germany	14 weeks											
4	Accessible Home See-saw x 2	Playright	\$37,236.54	Life time Structural	Czech Republic	16 weeks											
2	Kompan Play Tap / Fountain	Playright	\$5,013.36	Life time Structural	Czech Republic	16 weeks											
9	Giant Swing With Birds Nest	Playright	\$50,540.49	Life time Structural		16 weeks											
					Czech Republic												
15	Kompan Explorer Dome	Playright	\$136,503.73	Life time Structural	Czech Republic	16 weeks				GS-PD8003 - Miracle dome			\$83,424.00	20Yr Structural	Korean	15 weeks	Supply and installation of F5115-HDG Whirl Wind (Rope Basket) with ropes and Hot Dip Galv frame Includes independent engineering certification as requested to meet the requirements of AS4685 and AS1170."
5	Kompan Junior Spica	Playright	\$15,206.40	Life time Structural	Czech Republic	16 weeks											
	Frieght Supplier Discount	Playright Playright	\$528.00 -\$26,659.50														Supply and installation of Custom Orbit Structure "WSOR80-1023"
3	Inclusive Springie (helicopter)	Moduplay	\$3,666.00	5Yr Structural	UK	12 Weeks											
3	Inclusive Springie (Crocodile)	Moduplay	\$3,666.00	5Yr Structural	UK	12 Weeks											
10	1.2m Inclusive Slide and panel	Moduplay	\$5,280.00	10Yr Structural	Australia	12 Weeks											1.2m slide from deck* A0210-S-SX Slide Stainless Steel 1200
6	Sutcliffe Dish Round about Coating, installation & transport	Moduplay Moduplay	\$5,592.00 \$6,114.00	2Yr Structural	UK	12 Weeks 12 Weeks											
8	3.0m L Wave Bars	Forpark	\$5,280.00	20Yr Structural	W Australia	12 weeks											
1	Zojaz Pty Ltd Impossible Triangle	Forpark	\$15,840.00	20Yr Structural	W Australia	12 weeks											
11	1.8m Spinal Slide	Forpark	\$7,920.00	20Yr Structural	W Australia	12 weeks											
12	3-Bay Modified 6-Seat Swing Set (2 x Toddler Seats / 2 x Boat Seats / 2 x Strap Seats)	Forpark	\$15,840.00	20Yr Structural	W Australia	12 weeks											
14	Ball Toss Towers	Forpark	\$3,960.00	20Yr Structural	W Australia	12 weeks											
	* Please note that Forpark is unaware of how the slide is intended to be fixed any modifications will result in additional costs*																
	* Please note this is the price for the standard version and any customisation will result in additional costs*																
14	Custom Hoop Tower - Budget Estimate Estimate only, doesnt not include engineering	Custom	\$27,500.00	N/A	W Australia	12 weeks											
17	Stilt Walk / Stretching Posts	Lappsett	\$5,491.20	10Yr Structural		15 weeks											Supply and installation of the ParkFit Stretch Station "Alternative to Lappset Stilt walk / Stretchi Supply and installation of the ParkFit Shoulder Wheel Supply and installation of the ParkFit Tai Chi Wheels - single Supply and installation of the ParkFit Aerobic Walker Supply and installation of the ParkFit Oblique Pivot Supply and installation of the ParkFit Combo (WSPF-0209)
					Finland												\$4,752.00
22	Shoulder Wheel	Lappsett	\$6,996.00	10Yr Structural		15 weeks											\$4,092.00
					Finland												
19	Shoulder Arch	Lappsett	\$7,240.20	10Yr Structural		15 weeks											\$4,224.00
					Finland												
21	Finger Stairs Walk	Lappsett	\$3,181.20	10Yr Structural		15 weeks											\$5,148.00
					Finland												
18	Serpentine Path Squiggle	Lappsett	\$7,992.60	10Yr Structural		15 weeks											\$7,992.60
					Finland												
23	Senior Sport Intergenerational Play - Classic 90	Lappsett	\$29,215.45	10Yr Structural		15 weeks											\$44,770.00
					Finland												
	In stallion	Lappsett	\$10,098.00	10Yr Structural		15 weeks											
20	Park Sign - Please note price is dependent on final design	Lappsett	\$5,002.80	10Yr Structural	Finland	15 weeks											
13	The Flagship' 2-way Ping-Pong tables Delivery Install	POPP POPP POPP	\$20,790.00 \$759.00 \$2,656.00		W Australia	8 Weeks											
I	Gong Drums for in-ground installation	Musical Items	\$7,286.40	N/A	Custom - Aus made	10 weeks											
L	Rain Wheel for in-ground installation	Musical Items	\$6,296.40	N/A	Custom - Aus made	10 weeks											
H	8 Key Marimba with accessible legs	Musical Items	\$11,286.00	N/A	Custom - Aus made	10 weeks											
G	Chime Tower	Musical Items	\$12,738.00	N/A	Custom - Aus made	10 weeks											
	Transport Sydney-Perth	Musical Items	\$5,002.80	N/A	Custom - Aus made	10 weeks											
	Install	Musical Items	\$4,960.00	N/A	Custom - Aus	10 weeks											
Sub Total			\$683,420.82														
Admin			\$697,089.24														

Our quotation includes pricing for the following scope of works:  
Supply and installation of equipment only as listed above

Please note our quotation excludes:  
\* Any works not listed above  
\* Unless otherwise stated, no allowance has been made for site preparation, including, but not limited to; disposal of spoil, drainage, fencing, levelling, re-turfing, security, sediment control, on-site service search or unavoidable restoration of disturbed surfaces.  
\* Location of any underground services and boundary pegs.  
\* Rock or other extraneous materials encountered excavation

\* Extra costs associated with any deviation from the contract as directed by the client, for a part of the works which has already commenced shall be passed onto the client

\$580,552.79

\$592,163.85

\$532,831.05

\$543,487.67

# Memorandum

Fiona Robbé

Landscape Architecture, horticulture and playspace design

To: Chris Shaw

Date: 24 February 2017

From: Fiona Robbé

Project: Beaton Park Inclusive Playground

## Recommended play equipment substitutions for Beaton Park

(refer attached pdf mark-ups for more detailed information)

### Miracle Play

*25m Double Flying Fox* (replacing Playrope K+K Double Cable Ride) – this product could offer worthwhile savings, with its impact area working within the available space. There is a launching deck option available, but it would need modification by the manufacturer to a gentler grade for better accessibility. Further design work would be required by our company to adjust paths to the net access points.

Questions remain over its less sophisticated design/appearance and long term durability.

*GS Play Dome* (replacing Kompan Explorer Dome) – we **do not** recommend this item as it does not offer modifications for inclusion, which is vital to this project.

### Forpark

*25m Double Flying Fox* (replacing Playrope K+K Double Cable Ride) – we **do not** recommend this product, primarily because the posts at either end require so much more space which is just not available due to restrictions from existing trees and proposed paths

*Whirlwind* (replacing Kompan Giant Swing) – this item could offer worthwhile savings. Its impact area could fit within the available space, with slight re-working of the CAD plan from our company.

*Orbit Structure* (replacing Kompan Explorer Dome) – we **do not** recommend this product. It does not offer modifications for inclusion, which the Kompan Dome does.

*Spinna* (replacing Kompan Spica) – we **do not** recommend this item. The Kompan Spica is sized for 'juniors' whereas the Forpark version is larger and requires a larger impact area, which is problematic in our setting. We particularly would like a toddler product.

*1.2m FS Slide* (replacing Moduplay 1.2m slide to deck) – we **do not** recommend this item. It requires a longer impact area which is problematic with the space as designed.

## Memorandum continued

Fiona Robbé

Landscape Architecture, horticulture and playspace design

*various Parkfit Fitness Items* (replacing Lappset Intergenerational Play) – we **do not** recommend substituting the Lappset products. The suggested Forpark items are not as inclusive, especially for older/young toddler users, and therefore less desirable.

Furthermore, the nominated Parkfit Combo item (replacing the Lappset Senior Sport Classic 90) is simply too large for the designed space and is actually more expensive, so cannot be recommended. We also feel the individual Parkfit items would not visually match the Lappset Classic 90.

### Playright

*25m Double Flying Fox* (replacing Playrope K+K double cable ride) - we have not got CAD information on this product from Playright as yet.

### **Other items :-**

#### Playrope

*You-and-Me Swing* – this is a new alternative product supplied by Playrope that could easily replace the Expression Swing item as an addition to the 6-seat Swing set. Further co-ordination with the manufacturer would be required. There may be cost savings, but we would need to confirm with supplier.

Chris –we would welcome being able to discuss these recommendations.

Regards



Fiona Robbé, Fellow AILA  
Registered Landscape Architect and Horticulturist



**13.4 Monthly Financial Report – December 2016**

<b>Council</b>	23 May 2017
<b>Applicant</b>	City of Nedlands
<b>Officer</b>	Vanaja Jayaraman – Acting Manager Finance
<b>Director</b>	Lorraine Driscoll
<b>File Reference</b>	FIN-FS-00007
<b>Previous Item</b>	Nil

PLEASE NOTE: This report was erroneously omitted from the agenda of the February Council meeting due to resourcing & process issues, all of which have now been resolved. Procedures are now in place to ensure these reports are not overlooked in future. As required, this report is now being submitted to Council.

**Regulation 11(da) – Not Applicable – Recommendation Adopted**

Moved – Councillor Shaw

Seconded – Councillor Hodsdon

**That the Recommendation to Council be adopted.**

(Printed below for ease of reference)

**CARRIED UNANIMOUSLY 10/-**

**Council Resolution / Recommendation to Council**

**Council receives the Monthly Financial Report for December 2016.**

**Executive Summary**

Administration is required to provide Council with a monthly financial report in accordance with *Regulation 34(1) of the Local Government (Financial Management) Regulations 1996*. The monthly financial variance from the budget of each business unit is reviewed with the respective manager and the Executive to identify the need for any remedial action. Significant variances are highlighted to Council in the attached Monthly Financial Report.

**Strategic Plan**

KFA: Governance and Civic Leadership

This report will ensure the City meets its statutory requirements.

## Background

*Regulation 34(1) of the Local Government (Financial Management) Regulations 1996* requires a local government to prepare a monthly statement of financial activity reporting on the revenue and expenditure, as set out in the annual budget.

A statement of financial activity and any accompanying documents are to be presented to the Council at the next ordinary meeting of the Council following the end of the month to which the statement relates, or to the next ordinary meeting of the council after that meeting.

In addition to the above and in accordance with *Regulation 34(5) of the Local Government (Financial Management) Regulations 1996*, each year Council is required to adopt a percentage or value to be used in the reporting of material variances. For this financial year the amount is \$10,000 or 10% whichever is the greater.

## Consultation

Required by legislation:

Yes ☐ No ☒

Required by City of Redlands policy:

Yes ☐ No ☒

## Legislation / Policy

The monthly financial management report meets the requirements of *Regulation 34(1) and 34(5) of the Local Government (Financial Management) Regulations 1996*.

## Budget/Financial Implications

As outlined in the Monthly Financial Report.

## Risk Management

The monthly financial variance from the budget of each business unit is reviewed with the respective Manager and the Executive to identify the need for any remedial action. Significant variances are highlighted to Council in the Monthly Financial Report.

## Discussion

This report gives an overview of the revenue and expenses of the City for the month of December 2016 together with a Net Assets Statement as at 31 December 2016.

The operating revenue at the end of December 2016 was \$29.298 M which represents a \$0.943 M favourable variance compared to the year-to-date budget.

The total operating expense at the end of December 2016 was \$16.486 M, showing a favourable budget variance of \$0.814 M.

The attached Operating Statement compares “Actual” with “Budget” by Business Units. Variations from the budget of revenue and expenses by Directorates are highlighted in the following paragraphs.

### **Governance**

Expenditure:	Favourable variance of	\$ 236,550
Revenue:	Unfavourable variance of	\$ 80,462

The favourable expenditure variance is mainly due to expenses in communications, computer operations, special projects and professional fees which have yet to be allocated or expended.

The unfavourable revenue variance is due to the timing differences between budget and projects time-line of the WESROC projects.

### **Corporate and Strategy**

Expenditure:	Favourable variance of	\$ 112,330
Revenue:	Favourable variance of	\$ 382,892

The favourable expenditure variance is mainly due to timing differences in the ICT related expenses of \$100k.

The favourable revenue variance is due to better performance on interim rates \$165k and WALGGC grants \$179k. WALGGC grants information was received post budget adoption. Any variance on this revenue will be amended at the mid-year budget review.

### **Community Development**

Expenditure:	Favourable variance of	\$ 225,665
Revenue:	Favourable variance of	\$ 191,979

The favourable expenditure variance is mainly due to a lower community development donation payment this period of \$73k, yet to be organised community events of \$32k, Library salaries \$53k and ICT and books purchase of \$39k yet to be expended.

The favourable revenue variance is due to an increased receipt of Tresillian Art Centre course fees \$36k, community facilities of \$28k, PRCC \$41k and NCC grants received \$68k.

## Planning and Development

Expenditure:	Favourable variance of	\$ 23,153
Revenue:	Favourable variance of	\$ 236,340

The favourable revenue variance is mainly due to increased revenue from Building services of \$150k, Environmental health of \$33k and Ranger services of \$58k.

## Technical Services

Expenditure:	Favourable variance of	\$216,482
Revenue:	Favourable variance of	\$212,365

The favourable expenditure variance is largely due to a lesser street lighting charges and infrastructure and asset maintenance expenses yet to be expended.

The favourable revenue variance is due to extra interim revenue on waste services of \$30k, better than expected trade-in value for fleets and insurance claim of \$56k, surplus operating grant received of \$69k and additional utilities cost recovered of \$25k.

## Capital Works Programme

As at 31 December the expenditure on capital works were \$4.9 M with further commitments of \$2.025 M which is 43.9% of a total budget of \$15.78M which included \$1.4M carry over.

## Net Current Assets Statement

At 31 December 2016, net current assets were \$21.596 M compared to \$23.509 M in prior period. This is mainly due payment to creditors of \$2.789 M in December and receipt from debtors of \$397k. Rate debtors is at similar level in the same period as prior year and sundry debtors about \$304k lower.

## Conclusion

The statement of financial activity for the period ended 31 December 2016 indicates that operating expenses are under the year-to-date budget by 4.7% or \$0.814 M, while revenue is above the Budget by 3.3% or \$0.943 M.

## Attachments

1. Financial Summary (Operating) by Business Units – 31 December 2016
2. Capital Works & Acquisitions – 31 December 2016
3. Net Current Assets – 31 December 2016
4. Statement by Activity – 31 December 2016

**CITY OF NEDLANDS**  
**FINANCIAL SUMMARY - OPERATING - BY BUSINESS UNIT**  
**AS AT 31 DECEMBER 2016**

Master Account		December Actual YTD	December Budget YTD	Variance	Committed Balance	Annual Budget	Budget Available
Governance							
CEO's Office							
Governance							
Expense							
20420	Salaries - Governance	405,479	403,352	(2,127)	0	806,700	401,221
20421	Other Employee Costs - Governance	24,770	30,698	5,928	0	46,200	21,430
20423	Office - Governance	17,273	13,498	(3,775)	463	27,000	9,264
20424	Motor Vehicles - Governance	7,191	5,502	(1,689)	0	11,000	3,809
20425	Depreciation - Governance	96,198	113,250	17,052	0	226,500	130,302
20427	Finance - Governance	118,920	118,902	(18)	0	237,800	118,880
20428	Insurance - Governance	207,695	214,000	6,305	0	214,000	6,305
20430	Other - Governance	2,645	7,500	4,855	0	15,000	12,355
20434	Professional Fees - Governance	13,989	25,000	11,011	0	50,000	36,011
20450	Special Projects - Governance / PC93	163,909	211,914	48,005	6,711	424,000	253,380
<b>Expense Total</b>		<b>1,058,069</b>	<b>1,143,616</b>	<b>85,547</b>	<b>7,174</b>	<b>2,058,200</b>	<b>992,957</b>
Income							
50410	Sundry Income - Governance	(150,081)	(216,228)	(66,147)	0	(390,300)	(240,219)
<b>Income Total</b>		<b>(150,081)</b>	<b>(216,228)</b>	<b>(66,147)</b>	<b>0</b>	<b>(390,300)</b>	<b>(240,219)</b>
Governance Total		907,988	927,388	19,400	7,174	1,667,900	752,738
Communications							
Expense							
28320	Salaries - Communications	135,786	135,900	114	14,198	271,800	121,817
28321	Other Employee Costs - Communications	7,854	13,700	5,846	0	15,700	7,846
28323	Office - Communications	43,668	59,650	15,982	10,070	80,100	26,363
28327	Finance - Communications	36,720	36,702	(18)	0	73,400	36,680
28330	Other - Communications	3,838	16,700	12,862	228	16,900	12,834
28334	Professional Fees - Communications	600	252	(348)	0	500	(100)
28335	ICT Expenses - Communications	24,455	33,800	9,345	0	48,200	23,745
28350	Special Projects - Communications / PC 90	15,707	23,000	7,293	0	23,000	7,293
<b>Expense Total</b>		<b>268,628</b>	<b>319,704</b>	<b>51,076</b>	<b>24,495</b>	<b>529,600</b>	<b>236,477</b>
Communications Total		268,628	319,704	51,076	24,495	529,600	236,477
Human Resources							
Expense							
20520	Salaries - HR	149,959	151,152	1,193	0	302,300	152,341
20521	Other Employee Costs - HR	56,581	135,444	78,863	13,743	200,800	130,476
20522	Staff Recruitment - HR	4,757	16,500	11,743	0	33,000	28,243
20523	Office - HR	1,573	9,496	7,923	0	19,000	17,427
20524	Motor Vehicles - HR	5,729	3,950	(1,779)	0	7,900	2,171
20525	Depreciation - HR	234	252	18	0	500	266
20527	Finance - HR	(320,040)	(320,048)	(8)	0	(640,100)	(320,060)
20530	Other - HR	800	1,300	500	0	2,600	1,800
20534	Professional Fees - HR	32,795	34,502	1,707	21,739	69,000	14,466
20535	ICT Expenses - HR	0	17,500	17,500	0	35,000	35,000
<b>Expense Total</b>		<b>(67,612)</b>	<b>50,048</b>	<b>117,660</b>	<b>35,481</b>	<b>30,000</b>	<b>62,130</b>
Income							
50510	Contributions & Reimbursements - HR	(685)	(15,000)	(14,315)	0	(30,000)	(29,315)
<b>Income Total</b>		<b>(685)</b>	<b>(15,000)</b>	<b>(14,315)</b>	<b>0</b>	<b>(30,000)</b>	<b>(29,315)</b>
Human Resources Total		(68,297)	35,048	103,345	35,481	0	32,816
Members Of Council							
Expense							
20323	Office - MOC	13,882	20,004	6,122	4,796	40,000	21,322
20325	Depreciation - MOC	435	450	15	0	900	465
20329	Members of Council - MOC	254,001	227,058	(26,943)	0	454,100	200,099
20330	Other - MOC	425	3,498	3,073	0	7,000	6,575
<b>Expense Total</b>		<b>268,742</b>	<b>251,010</b>	<b>(17,732)</b>	<b>4,796</b>	<b>502,000</b>	<b>228,462</b>
Members Of Council Total		268,742	251,010	(17,732)	4,796	502,000	228,462
<b>CEO's Office Total</b>		<b>1,377,062</b>	<b>1,533,150</b>	<b>156,088</b>	<b>71,946</b>	<b>2,699,500</b>	<b>1,250,492</b>
<b>Governance Total</b>		<b>1,377,062</b>	<b>1,533,150</b>	<b>156,088</b>	<b>71,946</b>	<b>2,699,500</b>	<b>1,250,492</b>
Corporate & Strategy							
Corporate Strategy & Systems							
Customer Services							
Expense							
21320	Salaries - Customer Service	154,232	140,454	(13,778)	0	280,900	126,668

## Attachment to Item 13.4

21321	Other Employee Costs - Customer Service	2,995	6,800	3,805	0	8,900	5,905
21323	Office - Customer Service	2,050	2,550	500	4,380	5,100	(1,330)
21327	Finance - Customer Service	(147,960)	(147,950)	10	0	(295,900)	(147,940)
21330	Other - Customer Service	0	500	500	0	1,000	1,000
<b>Expense Total</b>		<b>11,318</b>	<b>2,354</b>	<b>(8,964)</b>	<b>4,380</b>	<b>0</b>	<b>(15,698)</b>
Customer Services Total		11,318	2,354	(8,964)	4,380	0	(15,698)
ICT							
Expense							
21720	Salaries - ICT	209,846	204,602	(5,244)	0	409,200	199,354
21721	Other Employee Costs - ICT	20,871	23,200	2,329	482	36,900	15,547
21723	Office - ICT	26,192	25,002	(1,190)	3,010	50,000	20,798
21724	Motor Vehicles - ICT	10,386	10,500	114	0	21,000	10,614
21725	Depreciation - ICT	112,813	139,302	26,489	0	278,600	165,787
21727	Finance - ICT	(889,200)	(889,198)	2	0	(1,778,400)	(889,200)
21728	Insurance - ICT	0	3,800	3,800	0	3,800	3,800
21730	Other - ICT	7	500	493	0	1,000	993
21734	Professional Fees - ICT	5,325	27,498	22,173	25,725	55,000	23,950
21735	ICT Expenses - ICT	306,080	406,448	100,368	20,742	812,900	486,078
21750	Special Projects - ICT	35,549	55,002	19,453	2,000	110,000	72,451
<b>Expense Total</b>		<b>(162,131)</b>	<b>6,656</b>	<b>168,787</b>	<b>51,958</b>	<b>0</b>	<b>110,173</b>
Income							
51706	Contributions & Reimbursements - ICT	(3,960)	0	3,960	0	0	3,960
<b>Income Total</b>		<b>(3,960)</b>	<b>0</b>	<b>3,960</b>	<b>0</b>	<b>0</b>	<b>3,960</b>
ICT Total		(166,091)	6,656	172,747	51,958	0	114,133
Records							
Expense							
22020	Salaries - Records	212,064	195,002	(17,062)	0	390,000	177,936
22021	Other Employee Costs - Records	3,851	7,801	3,950	964	9,800	4,986
22023	Office - Records	483	602	119	0	1,200	717
22027	Finance - Records	(241,260)	(241,250)	10	0	(482,500)	(241,240)
22030	Other - Records	6,844	9,153	2,309	6,359	18,300	5,097
22034	Professional Fees - Records	71,483	31,998	(39,485)	6,475	64,000	(13,958)
<b>Expense Total</b>		<b>53,465</b>	<b>3,306</b>	<b>(50,159)</b>	<b>13,798</b>	<b>800</b>	<b>(66,462)</b>
Income							
52001	Fees & Charges - Records	(508)	(399)	109	0	(800)	(292)
<b>Income Total</b>		<b>(508)</b>	<b>(399)</b>	<b>109</b>	<b>0</b>	<b>(800)</b>	<b>(292)</b>
Records Total		52,957	2,907	(50,050)	13,798	0	(66,755)
<b>Corporate Strategy &amp; Systems Total</b>		<b>(101,817)</b>	<b>11,917</b>	<b>113,734</b>	<b>70,136</b>	<b>0</b>	<b>31,681</b>
Finance							
Rates							
Expense							
21920	Salaries - Rates	41,667	38,550	(3,117)	0	77,100	35,433
21921	Other Employee Costs - Rates	1,904	1,800	(104)	0	1,800	(104)
21923	Office - Rates	8,735	0	(8,735)	164	0	(8,899)
21927	Finance - Rates	74,303	65,796	(8,507)	0	131,600	57,297
21930	Other - Rates	11,197	16,500	5,303	0	33,000	21,803
21934	Professional Fees - Rates	45,214	53,500	8,286	600	67,000	21,186
<b>Expense Total</b>		<b>183,019</b>	<b>176,146</b>	<b>(6,873)</b>	<b>764</b>	<b>310,500</b>	<b>126,717</b>
Income							
51908	Rates - Rates	(22,200,797)	(22,013,678)	187,119	0	(22,073,730)	127,067
<b>Income Total</b>		<b>(22,200,797)</b>	<b>(22,013,678)</b>	<b>187,119</b>	<b>0</b>	<b>(22,073,730)</b>	<b>127,067</b>
Rates Total		(22,017,778)	(21,837,532)	180,246	764	(21,763,230)	253,783
General Finance							
Expense							
21420	Salaries - Finance	414,483	387,596	(26,887)	0	775,200	360,717
21421	Other Employee Costs - Finance	22,216	33,098	10,882	4,136	50,600	24,248
21423	Office - Finance	61,426	52,354	(9,072)	7,096	104,700	36,178
21424	Motor Vehicles - Finance	5,423	11,550	6,127	0	23,100	17,677
21425	Depreciation - Finance	659	1,398	739	0	2,800	2,141
21427	Finance - Finance	(242,534)	(239,996)	2,538	9,004	(480,000)	(246,471)
21428	Insurance - Finance	957	0	(957)	0	0	(957)
21430	Other - Finance	2,157	1,000	(1,157)	700	2,000	(857)
21434	Professional Fees - Finance	45,465	23,750	(21,715)	10,323	47,500	(8,288)
21450	Special Projects - Finance	821	20,000	19,179	188	40,000	38,992
<b>Expense Total</b>		<b>311,074</b>	<b>290,750</b>	<b>(20,324)</b>	<b>31,447</b>	<b>565,900</b>	<b>223,379</b>
Income							
51401	Fees & Charges - Finance	(44,940)	(30,048)	14,892	0	(60,100)	(15,160)
51410	Sundry Income - Finance	(20,540)	(23,499)	(2,959)	0	(26,000)	(5,460)
<b>Income Total</b>		<b>(65,480)</b>	<b>(53,547)</b>	<b>11,933</b>	<b>0</b>	<b>(86,100)</b>	<b>(20,620)</b>
General Finance Total		245,594	237,203	(8,391)	31,447	479,800	202,759

## General Purpose

## Expense

21627	Finance - General Purpose	0	0	0	0	46,800	46,800
21631	Interest - General Purpose	110,119	145,260	35,141	0	290,520	180,401
<b>Expense Total</b>		<b>110,119</b>	<b>145,260</b>	<b>35,141</b>	<b>0</b>	<b>337,320</b>	<b>227,201</b>

## Income

51602	Service Charges - General Purpose	(13)	0	13	0	0	13
51604	Grants Operating - General Purpose	(371,085)	(184,050)	187,035	0	(368,100)	2,985
51607	Interest - General Purpose	(237,578)	(245,274)	(7,696)	0	(490,550)	(252,972)
51610	Sundry Income - General Purpose	(421)	0	421	0	0	421
<b>Income Total</b>		<b>(609,096)</b>	<b>(429,324)</b>	<b>179,772</b>	<b>0</b>	<b>(858,650)</b>	<b>(249,554)</b>

General Purpose Total		(498,977)	(284,064)	214,913	0	(521,330)	(22,353)
-----------------------	--	-----------	-----------	---------	---	-----------	----------

## Shared Services

## Expense

21523	Office - Shared Services	14,280	10,998	(3,282)	2,619	22,000	5,100
21534	Professional Fees - Shared Services	11,496	9,500	(1,996)	0	19,000	7,504
<b>Expense Total</b>		<b>25,776</b>	<b>20,498</b>	<b>(5,278)</b>	<b>2,619</b>	<b>41,000</b>	<b>12,604</b>

Shared Services Total		25,776	20,498	(5,278)	2,619	41,000	12,604
-----------------------	--	--------	--------	---------	-------	--------	--------

<b>Finance Total</b>		<b>(22,245,384)</b>	<b>(21,863,895)</b>	<b>381,489</b>	<b>34,830</b>	<b>(21,763,760)</b>	<b>446,794</b>
<b>Corporate &amp; Strategy Total</b>		<b>(22,347,201)</b>	<b>(21,851,978)</b>	<b>495,223</b>	<b>104,966</b>	<b>(21,763,760)</b>	<b>478,475</b>

## Community Development

## Community Development

## Community Development

## Expense

28120	Salaries - Community Development	211,800	210,848	(952)	0	421,700	209,900
28121	Other Employee Costs - Community Development	7,069	15,500	8,431	2,841	22,500	12,590
28123	Office - Community Development	253	2,604	2,351	468	5,200	4,480
28124	Motor Vehicles - Community Development	6,859	3,948	(2,911)	0	7,900	1,041
28125	Depreciation - Community Development	1,644	1,752	108	0	3,500	1,856
28127	Finance - Community Development	97,920	97,902	(18)	0	195,800	97,880
28130	Other - Community Development	299	1,752	1,453	1,093	3,500	2,108
28134	Professional Fees - Community Development	0	1,002	1,002	364	2,000	1,636
28137	Donations - Community Development	89,945	162,698	72,753	0	272,300	182,355
28150	Special Projects - Community Development	0	3,500	3,500	0	7,000	7,000
28151	OPRL Activities - Community Development / PC82-87	41,404	70,098	28,694	37,693	149,700	70,604
<b>Expense Total</b>		<b>457,192</b>	<b>571,604</b>	<b>114,412</b>	<b>42,458</b>	<b>1,091,100</b>	<b>591,450</b>

## Income

58101	Fees & Charges - Community Development	(11,330)	(9,740)	1,590	0	(19,500)	(8,170)
58104	Grants Operating - Community Development	(12,289)	(12,250)	39	0	(33,000)	(20,711)
58106	Contributions & Reimbursemen - Community Developm	(3,091)	(500)	2,591	0	(1,000)	2,091
58110	Sundry Income - Community Development	0	0	0	0	0	0
<b>Income Total</b>		<b>(26,710)</b>	<b>(22,490)</b>	<b>4,220</b>	<b>0</b>	<b>(53,500)</b>	<b>(26,790)</b>

Community Development Total		430,482	549,114	118,632	42,458	1,037,600	564,660
-----------------------------	--	---------	---------	---------	--------	-----------	---------

## Community Facilities

## Income

58201	Fees & Charges - Community Facilities	(6,737)	(4,998)	1,739	0	(10,000)	(3,263)
58206	Contributions & Reimbursemen -Community Facilities	(995)	(2,502)	(1,507)	0	(5,000)	(4,005)
58209	Council Property - Community Facilities	(105,802)	(78,108)	27,694	0	(156,200)	(50,398)
<b>Income Total</b>		<b>(113,533)</b>	<b>(85,608)</b>	<b>27,925</b>	<b>0</b>	<b>(171,200)</b>	<b>(57,667)</b>

Community Facilities Total		(113,533)	(85,608)	27,925	0	(171,200)	(57,667)
----------------------------	--	-----------	----------	--------	---	-----------	----------

## Volunteer Services VRC

## Expense

29320	Salaries - Volunteer Services VRC	39,726	41,154	1,428	0	82,300	42,574
29321	Other Employee Cost - Volunteer Services VRC	1,048	2,550	1,502	241	3,300	2,011
29323	Office - Volunteer Services VRC	1,099	3,400	2,301	741	6,800	4,961
29327	Finance - Volunteer Services VRC	22,500	22,500	0	0	45,000	22,500
29330	Other - Volunteer Services VRC	1,550	3,650	2,100	420	7,300	5,329
<b>Expense Total</b>		<b>65,923</b>	<b>73,254</b>	<b>7,331</b>	<b>1,402</b>	<b>144,700</b>	<b>77,374</b>

## Income

59304	Grants Operating - Volunteer Services VRC	(22,360)	(14,300)	8,060	0	(28,600)	(6,240)
<b>Income Total</b>		<b>(22,360)</b>	<b>(14,300)</b>	<b>8,060</b>	<b>0</b>	<b>(28,600)</b>	<b>(6,240)</b>

Volunteer Services VRC Total		43,563	58,954	15,391	1,402	116,100	71,135
------------------------------	--	--------	--------	--------	-------	---------	--------

## Volunteer Services NVS

## Expense

29220	Salaries - Volunteer Services NVS	16,060	14,046	(2,014)	0	28,100	12,040
29221	Other Employee Costs - Volunteer Services NVS	374	700	326	0	700	326
29223	Office - Volunteer Services NVS	33	1,699	1,666	0	3,400	3,367
29227	Finance - Volunteer Services NVS	20,400	20,400	0	0	40,800	20,400
29230	Other - Volunteer Services NVS	537	2,002	1,465	772	4,000	2,691

## Attachment to Item 13.4

29250	Special Projects - Volunteer Services NVS	2,509	3,900	1,391	0	3,900	1,391
<b>Expense Total</b>		<b>39,913</b>	<b>42,747</b>	<b>2,834</b>	<b>772</b>	<b>80,900</b>	<b>40,215</b>
Volunteer Services NVS Total		39,913	42,747	2,834	772	80,900	40,215
Tresillian Community Centre							
Expense							
29120	Salaries - Tresillian CC	140,914	106,800	(34,114)	0	213,600	72,686
29121	Other Employee Costs - Tresillian CC	3,357	6,052	2,695	773	7,500	3,371
29123	Office - Tresillian CC	11,703	11,998	295	127	24,000	12,170
29125	Depreciation - Tresillian CC	(209)	1,302	1,511	0	2,600	2,809
29127	Finance - Tresillian CC	48,673	53,196	4,523	0	106,400	57,727
29130	Other - Tresillian CC	6,797	6,504	(293)	1,518	13,000	4,685
29135	ICT Expenses - Tresillian CC	0	2,802	2,802	0	5,600	5,600
29136	Courses - Tresillian CC	91,233	86,652	(4,581)	2,827	173,300	79,240
29137	Donations - Tresillian CC	500	0	(500)	0	0	(500)
29150	Exhibition	4,583	3,500	(1,083)	330	7,000	2,087
<b>Expense Total</b>		<b>307,550</b>	<b>278,806</b>	<b>(28,744)</b>	<b>5,575</b>	<b>553,000</b>	<b>239,875</b>
Income							
59101	Fees & Charges - Tresillian CC	(180,099)	(144,596)	35,503	0	(285,600)	(105,501)
59109	Council Property - Tresillian CC	(17,612)	(14,250)	3,362	0	(28,500)	(10,888)
51906	Contributions & Reimbursement - Tresillian CC	(500)	0	500	0	0	500
<b>Income Total</b>		<b>(198,210)</b>	<b>(158,846)</b>	<b>39,364</b>	<b>0</b>	<b>(314,100)</b>	<b>(115,890)</b>
Tresillian Community Centre Total		109,339	119,960	10,621	5,575	238,900	123,986
<b>Community Development Total</b>		<b>509,764</b>	<b>685,167</b>	<b>175,403</b>	<b>50,207</b>	<b>1,302,300</b>	<b>742,328</b>
Community Services Centres							
Nedlands Community Care							
Expense							
28620	Salaries - NCC	(1)	0	1	0	0	1
28625	Depreciation - NCC	0	0	0	0	0	0
28626	Utility - NCC	(0)	0	0	0	0	0
28664	Hacc Unit Cost - NCC / PC66	644,200	653,394	9,194	20,187	1,306,500	642,112
<b>Expense Total</b>		<b>644,200</b>	<b>653,394</b>	<b>9,194</b>	<b>20,187</b>	<b>1,306,500</b>	<b>642,113</b>
Income							
58601	Fees & Charges - NCC	(42,955)	(47,508)	(4,553)	0	(95,000)	(52,045)
58604	Grants Operating - NCC	(575,836)	(507,850)	67,986	0	(1,015,700)	(439,864)
<b>Income Total</b>		<b>(618,792)</b>	<b>(555,358)</b>	<b>63,434</b>	<b>0</b>	<b>(1,110,700)</b>	<b>(491,908)</b>
Nedlands Community Care Total		25,408	98,036	72,628	20,187	195,800	150,205
Positive Ageing							
Expense							
27420	Salaries - Positive Ageing	18,935	23,952	5,017	0	47,900	28,965
27421	Other Employee Costs - Positive Ageing	599	1,648	1,049	0	3,200	2,601
27427	Finance - Positive Ageing	4,980	4,950	(30)	0	9,900	4,920
28437	Donations - Positive Ageing	1,610	4,002	2,392	2,075	8,000	4,315
28450	Other - Positive Ageing	5,959	8,100	2,141	1,085	16,200	9,156
<b>Expense Total</b>		<b>32,084</b>	<b>42,652</b>	<b>10,568</b>	<b>3,160</b>	<b>85,200</b>	<b>49,956</b>
Income							
58420	Fees & Charges - Positive Ageing	(9,403)	(4,002)	5,401	0	(8,000)	1,403
58423	Grants Operating - Positive Ageing	0	(252)	(252)	0	(500)	(500)
<b>Income Total</b>		<b>(9,403)</b>	<b>(4,254)</b>	<b>5,149</b>	<b>0</b>	<b>(8,500)</b>	<b>903</b>
Positive Ageing Total		22,681	38,398	15,717	3,160	76,700	50,859
Point Resolution Child Care							
Expense							
28820	Salaries - PRCC	241,031	230,148	(10,883)	0	460,300	219,269
28821	Other Employee Costs - PRCC	7,009	13,200	6,191	141	17,200	10,051
28823	Office - PRCC	4,162	4,003	(159)	41	8,000	3,797
28824	Motor Vehicles - PRCC	4,140	3,552	(588)	0	7,100	2,960
28825	Depreciation - PRCC	102	150	48	0	300	198
28826	Utility - PRCC	3,078	3,748	670	0	6,500	3,422
28827	Finance - PRCC	29,979	29,502	(477)	0	59,000	29,021
28830	Other - PRCC	10,979	13,054	2,075	202	26,100	14,920
28835	ICT Expenses - PRCC	1,175	2,600	1,425	235	4,700	3,290
28850	Special Projects - PRCC	0	2,500	2,500	0	5,000	5,000
<b>Expense Total</b>		<b>301,655</b>	<b>302,457</b>	<b>802</b>	<b>618</b>	<b>594,200</b>	<b>291,926</b>
Income							
58801	Fees & Charges - PRCC	(341,291)	(300,000)	41,291	0	(600,000)	(258,709)
<b>Income Total</b>		<b>(341,291)</b>	<b>(300,000)</b>	<b>41,291</b>	<b>0</b>	<b>(600,000)</b>	<b>(258,709)</b>
Point Resolution Child Care Total		(39,635)	2,457	42,092	618	(5,800)	33,217
Mt Claremont Library							
Expense							
28523	Office - Mt Claremont Library	4,756	6,402	1,646	477	11,000	5,767
28525	Depreciation - Mt Claremont Library	198	600	403	0	1,200	1,003



## Attachment to Item 13.4

28530	Other - Mt Claremont Library	10,036	17,796	7,760	5,141	35,600	20,423
28535	ICT Expenses - Mt Claremont Library	4,367	8,004	3,637	0	16,000	11,633
<b>Expense Total</b>		<b>19,356</b>	<b>32,802</b>	<b>13,446</b>	<b>5,618</b>	<b>63,800</b>	<b>38,826</b>
Income							
58501	Fees & Charges - Mt Claremont Library	(347)	(252)	95	0	(500)	(153)
58510	Sundry Income - Mt Claremont Library	(110)	(102)	8	0	(200)	(90)
58511	Fines & Penalties - Mt Claremont Library	(295)	(300)	(5)	0	(600)	(305)
<b>Income Total</b>		<b>(752)</b>	<b>(654)</b>	<b>98</b>	<b>0</b>	<b>(1,300)</b>	<b>(548)</b>
Mt Claremont Library Total		18,604	32,148	13,544	5,618	62,500	38,278
Nedlands Library							
Expense							
28720	Salaries - Library Services	477,160	530,354	53,194	0	1,060,700	583,540
28721	Other Employee Costs - Library Services	22,465	30,550	8,085	286	44,900	22,149
28723	Office - Nedlands Library	19,390	21,750	2,360	3,107	43,500	21,003
28724	Motor Vehicles - Nedlands Library	9,108	11,148	2,040	0	22,300	13,192
28725	Depreciation - Nedlands Library	3,073	3,348	275	0	6,700	3,627
28727	Finance - Nedlands Library	186,720	186,702	(18)	0	373,400	186,680
28730	Other - Nedlands Library	35,669	51,294	15,625	5,940	102,600	60,991
28731	Grants Expenditure - Nedlands Library	900	1,002	102	0	2,000	1,100
28734	Professional Fees - Nedlands Library	0	600	600	0	1,200	1,200
28735	ICT Expenses - Nedlands Library	4,590	16,602	12,012	240	33,200	28,370
28750	Special Projects - Nedlands Library	0	1,548	1,548	0	3,100	3,100
<b>Expense Total</b>		<b>759,075</b>	<b>854,898</b>	<b>95,823</b>	<b>9,573</b>	<b>1,693,600</b>	<b>924,952</b>
Income							
58701	Fees & Charges - Nedland Library	(3,323)	(2,448)	875	0	(4,900)	(1,577)
58704	Grants Operating - Nedlands Library	(900)	(996)	(96)	0	(2,000)	(1,100)
58710	Sundry Income - Nedlands Library	(4,274)	(2,748)	1,526	0	(5,500)	(1,226)
58711	Fines & Penalties - Nedlands Library	(2,137)	(2,004)	133	0	(4,000)	(1,863)
<b>Income Total</b>		<b>(10,633)</b>	<b>(8,196)</b>	<b>2,437</b>	<b>0</b>	<b>(16,400)</b>	<b>(5,767)</b>
Nedlands Library Total		748,442	846,702	98,261	9,573	1,677,200	919,185
<b>Community Services Centres Total</b>		<b>775,499</b>	<b>1,017,741</b>	<b>242,242</b>	<b>39,157</b>	<b>2,006,400</b>	<b>1,191,744</b>
<b>Community Development Total</b>		<b>1,285,263</b>	<b>1,702,908</b>	<b>417,645</b>	<b>89,364</b>	<b>3,308,700</b>	<b>1,934,072</b>

### Planning & Development Services

#### Planning Services

##### Town Planning - Administration

##### Expense

24820	Salaries - Town Planning Admin	50,117	47,700	(2,417)	0	95,400	45,283
24821	Other Employee Costs-Town Planning Admin	30,315	37,201	6,886	141	55,900	25,444
24823	Office - Town Planning Admin	6,319	5,504	(815)	1,123	11,000	3,558
24824	Motor Vehicles - Town Planning Admin	23,821	22,002	(1,819)	0	44,000	20,179
24825	Depreciation - Town Planning Admin	260	300	40	0	600	340
24827	Finance - Town Planning Admin	187,500	187,500	0	0	375,000	187,500
24830	Other - Town Planning Admin	1,741	6,049	4,308	909	12,100	9,450
<b>Expense Total</b>		<b>300,074</b>	<b>306,256</b>	<b>6,182</b>	<b>2,172</b>	<b>594,000</b>	<b>291,754</b>

##### Income

54801	Fees & Charges - Town Planning Admin	(205,243)	(225,500)	(20,257)	0	(451,000)	(245,757)
54811	Fines & Penalties - Town Planning	(1,000)	0	1,000	0	0	1,000
<b>Income Total</b>		<b>(206,243)</b>	<b>(225,500)</b>	<b>(19,257)</b>	<b>0</b>	<b>(451,000)</b>	<b>(244,757)</b>
Town Planning - Administration Total		93,831	80,756	(13,075)	2,172	143,000	46,997

##### Statutory Planning

##### Expense

24320	Salaries - Statutory Planning	196,422	229,400	32,978	0	458,800	262,378
24321	Other Employee Costs - Statutory Planning	1,058	4,200	3,143	3,091	8,400	4,252
24334	Professional Fees - Statutory Planning	8,150	0	(8,150)	0	0	(8,150)
<b>Expense Total</b>		<b>205,629</b>	<b>233,600</b>	<b>27,971</b>	<b>3,091</b>	<b>467,200</b>	<b>258,480</b>
Statutory Planning Total		205,629	233,600	27,971	3,091	467,200	258,480

##### Strategic Planning

##### Expense

24857	Strategic Projects - Strategic Planning	173,019	82,500	(90,519)	31,560	168,000	(36,579)
24920	Salaries - Strategic Planning	226,739	221,958	(4,781)	0	443,900	217,161
24921	Other Employee Costs - Strategic Planning	2,790	3,801	1,011	141	7,600	4,669
24934	Professional Fees - Strategic Planning	6,769	4,998	(1,771)	1,480	10,000	1,751
<b>Expense Total</b>		<b>409,317</b>	<b>313,257</b>	<b>(96,060)</b>	<b>33,180</b>	<b>629,500</b>	<b>187,002</b>
Strategic Planning Total		409,317	313,257	(96,060)	33,180	629,500	187,002
<b>Planning Services Total</b>		<b>708,777</b>	<b>627,613</b>	<b>(81,164)</b>	<b>38,444</b>	<b>1,239,700</b>	<b>492,480</b>

#### Health & Compliance

##### Sustainability

##### Expense

24620	Salaries - Sustainability	48,627	45,054	(3,573)	0	90,100	41,473
-------	---------------------------	--------	--------	---------	---	--------	--------

## Attachment to Item 13.4

24621	Other Employee Costs - Sustainability	974	3,400	2,427	141	5,400	4,286
24623	Office - Sustainability	579	10,751	10,172	0	11,500	10,921
24624	Motor Vehicles - Sustainability	10,923	0	(10,923)	0	0	(10,923)
24625	Depreciation - Sustainability	752	852	100	0	1,700	948
24627	Finance - Sustainability	5,460	5,448	(12)	0	10,900	5,440
24630	Other - Sustainability	35	500	465	0	1,000	965
24634	Professional Fees - Sustainability	0	1,500	1,500	0	3,000	3,000
24638	Operational Activities - Sustainability / PC79	10,157	18,750	8,593	4,091	27,500	13,252
<b>Expense Total</b>		<b>77,507</b>	<b>86,255</b>	<b>8,748</b>	<b>4,231</b>	<b>151,100</b>	<b>69,361</b>
Income							
54610	Sundry Income - Sustainability	(16)	(1,250)	(1,234)	0	(2,500)	(2,484)
<b>Income Total</b>		<b>(16)</b>	<b>(1,250)</b>	<b>(1,234)</b>	<b>0</b>	<b>(2,500)</b>	<b>(2,484)</b>
Sustainability Total		77,492	85,005	7,513	4,231	148,600	66,877
Environmental Health							
Expense							
24720	Salaries - Environmental Health	211,725	230,798	19,073	0	461,600	249,875
24721	Other Employee Costs - Environmental Health	17,780	17,450	(330)	0	31,900	14,120
24723	Office - Environmental Health	622	0	(622)	61	3,600	2,917
24724	Motor Vehicles - Environmental Health	0	10,398	10,398	0	20,800	20,800
24725	Depreciation - Environmental Health	1,970	1,998	28	0	4,000	2,030
24727	Finance - Environmental Health	51,600	51,600	0	0	103,200	51,600
24730	Other - Environmental Health	3,746	0	(3,746)	2,910	28,400	21,744
24734	Professional Fees - Environmental Health	8,644	7,500	(1,144)	8,373	15,000	(2,017)
24751	OPRL Activities - Environmental Health PC76,77,78	40,745	43,450	2,705	3,743	77,300	32,812
<b>Expense Total</b>		<b>336,833</b>	<b>363,194</b>	<b>26,361</b>	<b>15,087</b>	<b>745,800</b>	<b>393,880</b>
Income							
54701	Fees & Charges - Environmental Health	(28,494)	0	28,494	0	(51,000)	(22,506)
54710	Sundry Income - Environmental Health	(691)	0	691	0	(5,100)	(4,409)
54711	Fines & Penalties - Environmental Health	(3,500)	0	3,500	0	(35,000)	(31,500)
<b>Income Total</b>		<b>(32,685)</b>	<b>0</b>	<b>32,685</b>	<b>0</b>	<b>(91,100)</b>	<b>(58,415)</b>
Environmental Health Total		304,148	363,194	59,046	15,087	654,700	335,465
Environmental Conservation							
Expense							
24221	Other Employee Costs - Environmental Conservation	2,513	2,000	(513)	27	4,000	1,460
24223	Office - Environmental Conservation	588	500	(88)	0	1,000	412
24227	Finance - Environmental Conservation	31,860	31,848	(12)	0	63,700	31,840
24230	Other - Environmental Conservation	0	850	850	0	1,700	1,700
24237	Donations - Environmental Conservation	0	0	0	0	1,500	1,500
24251	Operational Activities-Environ Conservation / PC80	328,544	305,000	(23,544)	108,759	611,500	174,198
<b>Expense Total</b>		<b>363,504</b>	<b>340,198</b>	<b>(23,306)</b>	<b>108,786</b>	<b>683,400</b>	<b>211,110</b>
Income							
54204	Grants Operating - Environmental Conservation	(31,434)	(15,000)	16,434	0	(30,000)	1,434
54210	Sundry Income - Environmental Conservation	(16,980)	(6,100)	10,880	0	(6,100)	10,880
<b>Income Total</b>		<b>(48,414)</b>	<b>(21,100)</b>	<b>27,314</b>	<b>0</b>	<b>(36,100)</b>	<b>12,314</b>
Environmental Conservation Total		315,090	319,098	4,008	108,786	647,300	223,424
Ranger Services							
Expense							
21120	Salaries - Ranger Services	319,793	315,440	(4,353)	16,101	630,900	295,006
21121	Other Employee Costs - Ranger Services	14,032	20,700	6,668	1,417	29,300	13,851
21123	Office - Ranger Services	6,195	7,653	1,458	35	14,300	8,070
21124	Motor Vehicles - Ranger Services	34,161	34,350	189	0	68,700	34,539
21125	Depreciation - Ranger Services	2,024	22,152	20,128	0	44,300	42,276
21127	Finance - Ranger Services	84,576	74,301	(10,275)	0	148,600	64,024
21130	Other - Ranger Services	53,743	60,999	7,256	13,203	77,000	10,055
21134	Professional Fees - Ranger Services	0	3,500	3,500	4,818	7,000	2,182
21135	ICT Expenses - Ranger Services	8,695	10,000	1,305	0	20,000	11,305
21137	Donations - Ranger Services	1,000	1,000	0	0	1,000	0
<b>Expense Total</b>		<b>524,219</b>	<b>550,095</b>	<b>25,876</b>	<b>35,573</b>	<b>1,041,100</b>	<b>481,308</b>
Income							
51101	Fees & Charges - Ranger Services	(52,144)	(40,750)	11,394	0	(83,500)	(31,356)
51106	Contributions & Reimbursements- Rangers Services	(28,220)	(27,000)	1,220	0	(27,000)	1,220
51110	Sundry Income - Ranger Services	(2,545)	0	2,545	0	0	2,545
51111	Fines & Penalties - Rangers Services	(237,090)	(178,650)	58,440	0	(357,300)	(120,210)
<b>Income Total</b>		<b>(319,999)</b>	<b>(246,400)</b>	<b>73,599</b>	<b>0</b>	<b>(467,800)</b>	<b>(147,801)</b>
Ranger Services Total		204,220	303,695	99,475	35,573	573,300	333,507
<b>Health &amp; Compliance Total</b>		<b>900,950</b>	<b>1,070,992</b>	<b>170,042</b>	<b>163,677</b>	<b>2,023,900</b>	<b>959,273</b>
Building Services							
Building Services							
Expense							
24420	Salaries - Building Services	347,929	375,704	27,775	8,807	751,400	394,664

## Attachment to Item 13.4

24421	Other Employee Costs - Building Services	30,622	32,202	1,580	562	46,000	14,816
24423	Office - Building Services	2,505	4,548	2,043	155	9,100	6,440
24424	Motor Vehicles - Building Services	13,621	12,300	(1,321)	0	24,600	10,979
24425	Depreciation - Building Services	121	150	29	0	300	179
24427	Finance - Building Services	166,200	166,200	0	0	332,400	166,200
24430	Other - Building Services	686	1,254	568	0	2,500	1,814
24434	Professional Fees - Building Services	13,292	30,000	16,708	0	60,000	46,708
<b>Expense Total</b>		<b>574,976</b>	<b>622,358</b>	<b>47,382</b>	<b>9,524</b>	<b>1,226,300</b>	<b>641,800</b>
Income							
54401	Fees & Charges - Building Services	(421,884)	(272,004)	149,880	0	(544,000)	(122,116)
54410	Sundry Income - Building Services	(41,005)	(60,252)	(19,247)	0	(120,500)	(79,495)
54411	Fines & Penalties - Building Services	(600)	(8,000)	(7,400)	0	(16,000)	(15,400)
<b>Income Total</b>		<b>(463,489)</b>	<b>(340,256)</b>	<b>123,233</b>	<b>0</b>	<b>(680,500)</b>	<b>(217,011)</b>
Building Services Total		111,487	282,102	170,615	9,524	545,800	424,789
<b>Building Services Total</b>		<b>111,487</b>	<b>282,102</b>	<b>170,615</b>	<b>9,524</b>	<b>545,800</b>	<b>424,789</b>
<b>Planning &amp; Development Services Total</b>		<b>1,721,213</b>	<b>1,980,707</b>	<b>259,494</b>	<b>211,645</b>	<b>3,809,400</b>	<b>1,876,542</b>

## Technical Services

## Engineering

## Infrastructure Services

## Expense

26220	Salaries - Infrastructure Svs	972,709	921,662	(51,047)	10,771	1,843,300	859,819
26221	Other Employee Costs - Infrastructure Svs	118,997	151,102	32,105	14,110	211,300	78,193
26223	Office - Infrastructure Svs	12,657	21,996	9,339	7,417	44,000	23,926
26224	Motor Vehicles - Infrastructure Svs	40,320	43,050	2,730	0	86,100	45,780
26225	Depreciation - Infrastructure Svs	5,657	5,550	(107)	0	11,100	5,443
26227	Finance - Infrastructure Svs	(923,718)	(1,133,146)	(209,428)	0	(2,266,300)	(1,342,582)
26228	Insurance - Infrastructure Svs	63,986	85,900	21,914	0	85,900	21,914
26230	Other - Infrastructure Svs	28,210	40,746	12,536	3,851	81,500	49,439
26234	Professional Fees - Infrastructure Svs	103,665	107,502	3,837	142,740	215,000	(31,405)
26235	ICT Expenses - Infrastructure Svs	16,984	6,150	(10,834)	2,443	12,300	(7,127)
<b>Expense Total</b>		<b>439,467</b>	<b>250,512</b>	<b>(188,955)</b>	<b>181,334</b>	<b>324,200</b>	<b>(296,601)</b>
Infrastructure Services Total		439,467	250,512	(188,955)	181,334	324,200	(296,601)

## Plant Operating

## Expense

26525	Depreciation - Plant Operating	625,636	243,200	(382,436)	0	486,400	(139,236)
26527	Finance - Plant Operating	(525,247)	(565,850)	(40,603)	0	(1,131,700)	(606,453)
26532	Plant - Plant Operating	335,986	310,900	(25,086)	7,752	579,400	235,662
26533	Minor Parts & Workshop Tools - Plant Operating	15,884	20,998	5,114	2,129	42,000	23,987
26549	Loss Sale of Assets - Plant Operating	101,618	61,551	(40,067)	0	123,100	21,482
<b>Expense Total</b>		<b>553,877</b>	<b>70,799</b>	<b>(483,078)</b>	<b>9,880</b>	<b>99,200</b>	<b>(464,557)</b>
Income							
56501	Fees & Charges - Plant Operating	(25,270)	(17,502)	7,768	0	(35,000)	(9,730)
56510	Sundry Income - Plant operating	(28,902)	0	28,902	0	0	28,902
56515	Profit Sale of Assets - Plant Operating	(27,451)	0	27,451	0	0	27,451
<b>Income Total</b>		<b>(81,623)</b>	<b>(17,502)</b>	<b>64,121</b>	<b>0</b>	<b>(35,000)</b>	<b>46,623</b>
Plant Operating Total		472,254	53,297	(418,957)	9,880	64,200	(417,935)

## Streets Roads and Depots

## Expense

26625	Depreciation - Streets Roads & Depots	1,517,636	1,587,904	70,268	0	3,175,800	1,658,164
26626	Utility - Streets Roads & Depots	209,878	249,998	40,120	0	500,000	290,122
26630	Other	11,731	21,354	9,623	0	42,700	30,969
26640	Reinstatement - Streets Roads & Depot	3,174	5,604	2,430	0	11,200	8,026
26667	Road Maintenance / PC51	263,885	324,998	61,113	79,081	650,000	307,034
26668	Drainage Maintenance / PC52	146,361	249,998	103,637	67,097	500,000	286,542
26669	Footpath Maintenance / PC53	71,192	100,254	29,062	5,543	200,500	123,764
26670	Parking Signs / PC54	41,046	45,000	3,954	1,184	90,000	47,770
26671	Right of Way Maintenance / PC55	63,925	42,498	(21,427)	0	85,000	21,076
26672	Bus Shelter Maintenance / PC56	6,088	7,500	1,412	0	15,000	8,912
26673	Graffiti Control / PC57	9,054	13,752	4,698	2,484	27,500	15,962
26674	Streets Roads & Depot / PC89	142,514	55,998	(86,516)	11,391	112,000	(41,905)
<b>Expense Total</b>		<b>2,486,484</b>	<b>2,704,858</b>	<b>218,374</b>	<b>166,780</b>	<b>5,409,700</b>	<b>2,756,436</b>
Income							
56601	Fees & Charges - Streets Roads & Depots	(39,873)	(35,748)	4,125	0	(71,500)	(31,627)
56604	Grants Operating - Streets Roads & Depots	(68,516)	0	68,516	0	0	68,516
56606	Contributions & Reimburse - Streets Roads & Depots	(21,372)	(9,999)	11,373	0	(20,000)	1,372
56610	Sundry Income - Streets Roads & Depots	0	(4,998)	(4,998)	0	(10,000)	(10,000)
56611	Fines and Penalties - Streets Roads & Depots	(100)	0	100	0	0	100
<b>Income Total</b>		<b>(129,861)</b>	<b>(50,745)</b>	<b>79,116</b>	<b>0</b>	<b>(101,500)</b>	<b>28,361</b>
Streets Roads and Depots Total		2,356,623	2,654,113	297,490	166,780	5,308,200	2,784,797

Waste Minimisation							
Expense							
24520	Salaries - Waste Minimisation	129,814	99,348	(30,466)	580	198,700	68,307
24521	Other Employee Costs - Waste Minimisation	2,546	4,400	1,854	0	4,400	1,854
24524	Motor Vehicles - Waste Minimisation	2,948	0	(2,948)	0	0	(2,948)
24525	Depreciation - Waste Minimisation	44,540	45,402	862	0	90,800	46,260
24527	Finance - Waste Minimisation	66,375	66,348	(27)	0	132,700	66,325
24528	Insurance - Waste Minimisation	0	3,800	3,800	0	3,800	3,800
24538	Purchase of Product - Waste Minimisation	674	2,750	2,076	449	5,500	4,377
24552	Residential Kerbside - Waste Minimisation / PC71	846,626	913,498	66,872	765,406	1,827,000	214,968
24553	Residential Bulk - Waste Minimisation / PC72	93,590	288,750	195,160	105,925	577,500	377,984
24554	Commercial - Waste Minimisation / PC73	38,701	46,002	7,301	45,446	92,000	7,853
24555	Public Waste - Waste Minimisation / PC74	60,863	67,752	6,889	54,847	135,500	19,789
24556	Waste Strategy - Waste Minimisation / PC75	8,201	50,000	41,799	618	100,000	91,181
<b>Expense Total</b>		<b>1,294,879</b>	<b>1,588,050</b>	<b>293,171</b>	<b>973,272</b>	<b>3,167,900</b>	<b>899,749</b>
Income							
54501	Fees & Charges - Waste Minimisation	(3,396,303)	(3,366,646)	29,657	0	(3,374,700)	21,603
<b>Income Total</b>		<b>(3,396,303)</b>	<b>(3,366,646)</b>	<b>29,657</b>	<b>0</b>	<b>(3,374,700)</b>	<b>21,603</b>
Waste Minimisation Total		(2,101,424)	(1,778,596)	322,828	973,272	(206,800)	921,351
Building Maintenance							
Expense							
24120	Salaries - Building Maintenance	177,519	166,302	(11,217)	0	332,600	155,081
24121	Other Employee Costs - Building Maintenance	4,236	8,606	4,370	636	12,500	7,628
24123	Office - Building Maintenance	20	552	532	0	1,100	1,080
24124	Motor Vehicles - Building Maintenance	17,857	22,950	5,093	0	45,900	28,043
24125	Depreciation - Building Maintenance	983,821	1,076,248	92,427	0	2,152,500	1,168,679
24126	Utility - Building Maintenance / PC41,42,43	121,613	133,200	11,587	0	266,400	144,787
24127	Finance - Building Maintenance	77,460	77,448	(12)	0	154,900	77,440
24128	Insurance - Building Maintenance	61,516	47,200	(14,316)	0	93,600	32,084
24130	Other - Building Maintenance	1,669	1,998	329	254	4,000	2,077
24133	Building - Building Maintenance / PC58	394,886	605,686	210,800	296,821	1,211,400	519,693
<b>Expense Total</b>		<b>1,840,597</b>	<b>2,140,190</b>	<b>299,593</b>	<b>297,711</b>	<b>4,274,900</b>	<b>2,136,592</b>
Income							
54106	Contributions & Reimbursement - Building Maintenance	(40,049)	(24,999)	15,050	0	(50,000)	(9,951)
54109	Council Property - Building Maintenance	(154,278)	(144,300)	9,978	0	(288,600)	(134,322)
<b>Income Total</b>		<b>(194,326)</b>	<b>(169,299)</b>	<b>25,027</b>	<b>0</b>	<b>(338,600)</b>	<b>(144,274)</b>
Building Maintenance Total		1,646,271	1,970,891	324,620	297,711	3,936,300	1,992,318
<b>Engineering Total</b>		<b>2,813,191</b>	<b>3,150,217</b>	<b>337,026</b>	<b>1,628,977</b>	<b>9,426,100</b>	<b>4,983,932</b>
Parks Services							
Expense							
26360	Depreciation - Parks Services	353,864	386,498	32,634	0	773,000	419,136
26365	Maintenance - Parks Services / PC59	2,037,969	2,082,712	44,743	149,039	3,979,000	1,791,993
<b>Expense Total</b>		<b>2,391,833</b>	<b>2,469,210</b>	<b>77,377</b>	<b>149,039</b>	<b>4,752,000</b>	<b>2,211,129</b>
Income							
56301	Fees & Charges - Parks & Ovals	(1,652)	0	1,652	0	0	1,652
56306	Contributions & Reimbursements - Parks Services	(5,350)	(999)	4,351	0	(2,000)	3,350
56309	Council Property - Parks Services	(37,192)	(32,748)	4,444	0	(65,500)	(28,308)
56310	Sundry Income - Parks Services	(8,246)	(3,999)	4,247	0	(8,000)	246
56312	Fines & Penalties - Parks & Ovals	0	(250)	(250)	0	(500)	(500)
<b>Income Total</b>		<b>(52,440)</b>	<b>(37,996)</b>	<b>14,444</b>	<b>0</b>	<b>(76,000)</b>	<b>(23,560)</b>
Parks Services Total		2,339,393	2,431,214	91,821	149,039	4,676,000	2,187,569
<b>Parks Services Total</b>		<b>2,339,393</b>	<b>2,431,214</b>	<b>91,821</b>	<b>149,039</b>	<b>4,676,000</b>	<b>2,187,569</b>
<b>Technical Services Total</b>		<b>5,152,584</b>	<b>5,581,431</b>	<b>428,847</b>	<b>1,778,016</b>	<b>14,102,100</b>	<b>7,171,500</b>
<b>City of Nedlands Total</b>		<b>(12,811,079)</b>	<b>(11,053,782)</b>	<b>1,757,297</b>	<b>2,255,937</b>	<b>2,155,940</b>	<b>12,711,081</b>

**CITY OF NEDLANDS**  
**CAPITAL WORKS & ACQUISITIONS**  
**AS AT 31 DECEMBER 2016**

			December Actual YTD	Committed Balance	Annual Budget	Budget Available	
2	Footpath Rehabilitation						
	2007	Smyth Road	0	148	50,000	49,852	
	2017	Loch Street	43,297	0	56,700	13,403	
	4101	Melvista Reserve	79,117	0	70,000	-9,117	
	2500	Stirling HWY	57,303	4,301	320,000	258,396	
	2452	School Sports Facility	0	0	30,000	30,000	
	Footpath Rehabilitation Total		179,717	4,449	526,700	342,534	
3	Road Rehabilitation						
	2012	Waratah Avenue	17,167	24,900	0	-42,066	
	2036	Gallop Road	7,501	315,964	434,800	111,335	
	2037	Elizabeth Street	3,199	1,599	0	-4,798	
	2038	Jenkins Ave	0	0	0	0	
	2039	Watkins Road	169,410	3,012	110,900	-61,522	
	2049	Asquith Street	4,608	57,132	75,600	13,861	
	2054	Broome Street	22,767	100,336	118,400	-4,703	
	2095	Hardy Road	0	0	0	0	
	2113	Loftus St	15,292	36,800	44,700	-7,392	
	2119	Kitchener Street	2,947	1,758	230,500	225,795	
	2150	Circe Circle North	5,685	28,638	40,300	5,977	
	2195	Circe Circle South	0	0	0	0	
	2167	Swansea Street	116,696	12,356	102,100	-26,953	
	2104	Langham Street	-637	0	0	637	
	2174	Sayer Street	8,610	0	113,400	104,790	
	2105	Kinninmont Avenue	0	0	0	0	
	2106	Boronia Avenue	164,269	93,744	615,900	357,886	
	2022	Adelma Rd/PL	118,554	2,127	75,600	-45,081	
	2035	Edward Street	6,090	190,815	253,600	56,695	
	2044	Leon Road	20,252	105,961	477,500	351,287	
	2065	Hillway	13,503	1,347	424,300	409,451	
	2068	Taylor Road	24,613	241,229	520,100	254,258	
	2092	Nardina Crescent	4,885	207	171,400	166,308	
	2117	Lyons Street	80,110	19,626	63,000	-36,736	
	2161	School Road	11,881	59,606	78,000	6,514	
	2407	ITXN - Alfred / Nidjalla	21,112	9,457	72,000	41,431	
	Road Rehabilitation Total		838,515	1,306,613	4,022,100	1,876,972	
	4	Drainage Rehabilitation					
		2024	Carrington Street	4,446	0	50,400	45,954
2039		Watkins Road	0	0	25,200	25,200	
2200		John XXII Avenue	0	0	0	0	
2085		Walpole Street	0	0	0	0	
2190		Riverview Ct	1,569	0	450,000	448,431	
2226		Waratah Place	1,569	0	50,400	48,831	
2050		Strickland Street	1,569	0	90,000	88,431	
Drainage Rehabilitation Total		9,153	0	666,000	656,847		
5	Street Furniture / Bus Shelter						
	4057	Beaton Park	0	0	111,500	111,500	
	9000	City Wide	0	9,932	90,400	80,468	
	Street Furniture / Bus Shelter Total		0	9,932	201,900	191,968	
6	Grant Funded Projects						
	2019	Princess Road	497,264	13,664	422,400	-88,529	
	2084	Clement Street	0	0	0	0	
	2401	INTXN - Brockway/Brookdale /Underwood	29,032	40,176	907,700	838,492	
	2403	INTXN - Guger St/Railway Rd/Loch St	6,251	65,127	461,500	390,122	
	2069	Bulimba Road	49,434	2,116	500,000	448,450	
	2072	Barcoo Avenue	1,776	0	0	-1,776	
	2169	Greenville Street	169,827	3,232	330,000	156,941	
	2070	Waroonga Road	86,428	27,765	401,200	287,007	
	2071	Rockton Road	130,405	37,661	416,000	247,933	
	Grant Funded Projects Total		970,419	189,741	3,438,800	2,278,640	
11	Building Construction						
	4000	100 Princess Rd - John Leckie Pavilion	350	0	0	-350	
	4001	Kirkwood Rd - Allen Park Lower Pavilion	955,437	51,586	715,000	-292,023	

## Attachment to Item 13.4

	4003	Broome St - Council Depot	84,338	8,178	123,500	30,984
	4004	Webster St - Drabble House	0	0	0	0
	4008	60 Stirling Hwy - Nedlands Library	27,243	2,545	64,400	34,612
	4009	53 Jutland Pde - PRCC	0	20,591	40,000	19,409
	4010	97 Wartah Ave - NCC	1,642	0	18,900	17,258
	4012	19 Haldane St - MTC Community Centre	7,904	1,632	0	-9,536
	4016	67 Stirling Highway - Maisonettes	0	0	0	0
	4018	21 Tyrell St - Tresillian	0	0	0	0
	4019	84 Beatrice Rd - Adam A. Pavilion (Collegians AFC)	18,559	805	0	-19,363
	4020	71 Stirling Hwy - Administration Bldg	142,299	29,862	281,200	109,039
	4021	110 Smyth Road - Cottage Bldg	38,008	0	45,000	6,992
	4022	Public Toilets/Changerooms	0	0	56,700	56,700
	4046	Verdun St-Highview Pk Hockey PvlN (Suburban Lion:	0	0	0	0
	4052	Allen Park (Master Plan)	0	0	67,500	67,500
	9000	City Wide	0	14,817	50,400	35,583
	4027	Mt Claremont Changerooms	3,406	69	15,000	11,525
	<b>Building Construction Total</b>		<b>1,279,185</b>	<b>130,085</b>	<b>1,477,600</b>	<b>68,330</b>
12	Off Street Parking					
	2007	Smyth Road	235,499	1,492	0	-236,991
	2175	Odern Crescent (Bridge Club)	0	0	170,000	170,000
	<b>Off Street Parking Total</b>		<b>235,499</b>	<b>1,492</b>	<b>170,000</b>	<b>-66,991</b>
14	Parks & Reserves Construction					
	4051	Administration Surrounds	0	7,028	9,700	2,672
	4052	Allen Park	0	0	0	0
	4057	Beaton Park	37,770	3,265	1,346,300	1,305,265
	4064	Brockman Reserve	0	8,267	9,700	1,433
	4071	Charles Ct Reserve	0	0	284,300	284,300
	4072	College Park	0	0	0	0
	4079	David Cruickshank Reserve	55,189	16,970	424,200	352,041
	4082	Dott Bennett Park	289	6,984	22,500	15,227
	4083	Sunset Foreshore	0	0	0	0
	4092	Hollywood Tennis Court Reserve	0	0	0	0
	4096	Lawler Park	0	0	30,800	30,800
	4098	Leura Park	0	0	4,500	4,500
	4106	Mount Claremont Ponds	130,362	0	135,000	4,638
	4111	Nedlands Library Surrounds	8,559	0	5,000	-3,559
	4118	Peace Memorial Rose Garden	9,572	138	9,000	-711
	4125	Right of Way Pruning	0	0	0	0
	4130	St Peters Square Gardens	8,330	0	74,900	66,570
	4131	Street Gardens and Verges	19,788	6,502	27,000	710
	4132	Street Tree Maintenance	247	0	18,000	17,753
	4133	Street Tree Replacement	721	0	45,000	44,279
	4137	Swanbourne Beach Reserve	0	6,670	58,500	51,830
	4138	The Marlows	0	0	60,000	60,000
	4142	Zamia Park	0	0	0	0
	4154	Hollywood Reserve	0	7,745	15,300	7,555
	4167	River Foreshore Maintenance	0	0	41,000	41,000
	4169	River Wall Restoration	7,606	169,811	1,224,000	1,046,582
	9000	City Wide	0	0	0	0
	4300	Bore Installation MTC G/Water Monitoring	0	0	30,000	30,000
	<b>Parks &amp; Reserves Construction Total</b>		<b>278,433</b>	<b>233,382</b>	<b>3,874,700</b>	<b>3,362,885</b>
15	Plant & Equipment					
	7500	Technical Svs - Engineering	205,238	0	222,800	17,562
	7501	Development Svs - Town Planning	65,366	0	47,100	-18,266
	7502	Development Svs - Building Svs	0	19,109	25,900	6,791
	7505	Development Svs - Ranger Svs	114,710	0	139,500	24,790
	7506	Governance - Governance	67,366	0	70,500	3,134
	7507	Development Svs - Environmental Health	62,226	0	72,400	10,174
	7509	Technical Svs - Parks Svs	488,890	99,240	539,900	-48,230
	7515	Corporate & Strategy - ICT	37,411	19,109	64,700	8,180
	7516	Technical Svs - Plant Operating	5,495	0	0	-5,495
	<b>Plant &amp; Equipment Total</b>		<b>1,046,703</b>	<b>137,458</b>	<b>1,182,800</b>	<b>-1,361</b>
16	ICT Capital Projects					
	6039	Library System Software	10,199	0	70,000	59,801
	6053	Hardware	2,048	0	26,100	24,052
	6054	Software	0	0	36,000	36,000
	6055	Mobility	25,380	0	27,000	1,620
	<b>ICT Capital Projects Total</b>		<b>37,627</b>	<b>0</b>	<b>159,100</b>	<b>121,473</b>



## Attachment to Item 13.4

17	Greenway Development					
	4122	Point Resolution Reserve - Path Upgrade	0	0	0	0
	4161	Railway Reserve	0	7,239	54,800	47,561
	4172	Point Resolution Reserve - Greeway	4,745	0	8,500	3,755
	Greenway Development Total		4,745	7,239	63,300	51,316
18	Furniture & Fixture					
	4003	Broome St - Council Depot	2,554	0	0	-2,554
	9000	City Wide	0	5,000	0	-5,000
	Furniture & Fixture Total		2,554	5,000	0	-7,554
19	Public Art					
	9000	City Wide	17,616	0	0	-17,616
	Public Art Total		17,616	0	0	-17,616
City of Nedlands Total			4,900,166	2,025,391	15,783,000	8,857,443

**CITY OF NEDLANDS**  
**NOTES TO THE STATEMENT OF FINANCIAL ACTIVITY**  
**CLOSING FUNDS**  
FOR THE PERIOD ENDING 31 DECEMBER 2016

	2016/17 YTD 31 December 2016	2015/16 YTD 31 December 2015
<b>Current Assets</b>		
Cash & Cash Equivalents	19,497,957	21,602,692
Receivable - Rates Outstanding	5,847,894	5,662,752
Receivable - Sundry Debtor	340,588	936,987
Receivable - Self Supporting Loan	6,265	0
GST Receivable	181,811	190,836
Prepayments	133,944	169,470
Less: Provision for Doubtful Debts	(1,170)	(24,522)
Inventories	9,824	8,775
	26,017,113	28,546,990
<b>Current Liabilities</b>		
Payable - Sundry Creditors	(268,018)	(1,252,472)
Payable - ESL	(1,540,440)	(1,423,432)
Accrued Salaries and Wages	(116,729)	(102,757)
Staff Provisions	(2,020,845)	(1,832,166)
Current Loan Liability	(475,274)	(918,596)
	(4,421,306)	(5,529,423)
<b>Net Current Assets</b>	<b>21,595,807</b>	<b>23,017,567</b>
Less: Restricted Reserves	(4,045,227)	(4,204,128)
Add Back: Current Loan Liability	475,274	918,596
	<b>18,025,854</b>	<b>19,732,035</b>



**CITY OF NEDLANDS**  
**STATEMENT OF FINANCIAL ACTIVITY**  
**BY DIRECTORATES**  
**FOR THE PERIOD ENDED 31 DECEMBER 2016**

Note	2016-17 Annual Budget \$	December 16 YTD Budget \$	December 16 YTD Actual \$	December 16 YTD Variance \$	Variance %
<b>Operating Income</b>					
Governance	420,300	231,228	150,766	80,462	-34.8%
Corporate & Strategy	23,019,280	22,496,948	22,879,840	(382,892)	1.7%
Community Development	2,304,300	1,149,706	1,341,685	(191,979)	16.7%
Planning & Development Services	1,729,000	834,506	1,070,846	(236,340)	28.3%
Technical Services	3,925,800	3,642,188	3,854,553	(212,365)	5.8%
	<b>31,398,680</b>	<b>28,354,576</b>	<b>29,297,690</b>	<b>(943,114)</b>	3.3%
<b>Operating Expense</b>					
Governance	(3,119,800)	(1,764,378)	(1,527,828)	(236,550)	13.4%
Corporate & Strategy	(1,255,520)	(644,970)	(532,640)	(112,330)	17.4%
Community Development	(5,613,000)	(2,852,614)	(2,626,949)	(225,665)	7.9%
Planning & Development Services	(5,538,400)	(2,815,213)	(2,792,060)	(23,153)	0.8%
Technical Services	(18,027,900)	(9,223,619)	(9,007,137)	(216,482)	2.3%
	<b>(33,554,620)</b>	<b>(17,300,794)</b>	<b>(16,486,614)</b>	<b>(814,180)</b>	4.7%
<b>Capital Income</b>					
Grants Capital	5,054,000		281,924		
Proceeds from Disposal of Assets	571,600		415,079		
New Borrowings	1,100,000		0		
Self Supporting Loan Principal Repayments	12,435		9,219		
Transfer from Reserve	2,175,000		0		
	<b>8,913,035</b>		<b>706,222</b>		
<b>Capital Expenditure</b>					
Major Project - Grants/Contribution	0		(30,705)		
Land & Buildings	(1,477,600)		(1,279,185)		
Infrastructure - Road	(9,025,500)		(2,233,303)		
Infrastructure - Parks	(3,938,000)		(283,178)		
Plant & Equipment	(1,182,800)		(1,046,703)		
Furniture & Equipment	(204,100)		(57,797)		
Repayment of Debentures	(939,810)		(464,536)		
Transfer to Reserves	(643,850)		(51,334)		
	<b>(17,411,660)</b>		<b>(5,446,741)</b>		
<b>Total Operating and Non-Operating</b>	<b>(10,654,565)</b>		<b>8,070,557</b>		
<b>Adjustment - Non Cash Items</b>					
Depreciation	7,300,900		3,780,203		
Receivables/Provisions/Other Accruals	(400)		(6)		
(Profit) on Sale of Assets	0		(27,451)		
Loss on Sale of Assets	123,100		101,618		
ADD - Surplus/(Deficit) 1 July b/f	2,831,529		6,100,933		
LESS - Surplus/(Deficit) 30 June c/f	(399,436)		18,025,854		
	<b>10,654,565</b>		<b>(8,070,557)</b>		

**13.5 Investment Report – December 2016**

<b>Council</b>	23 May 2017
<b>Applicant</b>	City of Nedlands
<b>Officer</b>	Vanaja Jayaraman – Acting Manager Finance
<b>Director</b>	Lorraine Driscoll
<b>File Reference</b>	FIN-FS-00007
<b>Previous Item</b>	Nil

PLEASE NOTE: This report was erroneously omitted from the agenda of the February Council meeting due to resourcing & process issues, all of which have now been resolved. Procedures are now in place to ensure these reports are not overlooked in future. As required, this report is now being submitted to Council.

**Regulation 11(da) – Not Applicable – Recommendation Adopted**

Moved – Councillor Shaw  
 Seconded – Councillor Hay

**That the Recommendation to Council be adopted.**

(Printed below for ease of reference)

**CARRIED UNANIMOUSLY 10/-**

**Council Resolution / Recommendation to Council**

**Council receives the Investment Report for the period ended 31 December 2016.**

**Executive Summary**

In accordance with the Council's Investment Policy, Administration is required to present a summary of investments to Council on a monthly basis.

**Strategic Plan**

KFA: Governance and Civic Leadership

This report is in accordance with the Council's Investment Policy and demonstrates the investment of City's surplus cash in a sustainable and responsible manner.

## Background

Council's Investment Policy requires a summary of investments to be presented to Council on a monthly basis.

## Consultation

Required by legislation:

Yes ☐

No ☒

Required by City of Redlands policy:

Yes ☐

No ☒

## Legislation / Policy

Investment of Council Funds Policy

Section 6.14 of the *Local Government Act 1995*

## Budget/Financial Implications

Investment income is steady as per budget.

## Risk Management

The Investment Policy of the City, which is reviewed each year by the Audit and Risk Committee of Council, is structured so as to minimise any risks associated with the City's cash investments. The officers adhere to this Policy, and continuously monitor market conditions to ensure that the City obtains attractive and optimum yields without compromising on risk management.

## Discussion

The Investment Summary shows that as at the end of December 2016 the City held the following funds in investments:

Municipal Funds	\$ 11,752,832.56
Reserve Funds	\$ 4,045,227.77
Total	<u>\$ 15,798,060.32</u>

The total interest earned from investments as at 31 December 2016 was \$199,257.31.

The Investment Portfolio comprises holdings in the following institutions:

<b>Financial Institution</b>	<b>Funds Invested</b>	<b>Interest Rate</b>	<b>Proportion of Portfolio</b>
NAB	\$4,754,015.03	2.65% - 2.80%	30.09%
Westpac	\$4,091,227.57	2.60% - 2.75%	25.90%
ANZ	\$3,352,749.70	1.70% - 2.70%	21.22%
CBA	\$3,600,068.02	1.30% - 2.54%	22.79%
<b>Total</b>	<b>\$15,798,060.32</b>		<b>100.00%</b>

## **Conclusion**

The Investment Report is presented to Council.

## **Attachments**

1. Investment Report for the period ended 31 December 2016

**INVESTMENTS REPORT**  
**FOR THE PERIOD ENDED 31 DECEMBER 2016**

Particulars	Interest Rate	Invest. Date	Maturity Date	Period Days	NAB *AA-/Stable/A-1+	Westpac *AA-/Stable/A-1+	ANZ *AA-/Stable/A-1+	CBA *AA-/Stable/A-1+	Total	Interest YTD Accumulated
<b>RESERVE INVESTMENTS</b>										
Plant Replacement	1.70%	11-Aug-16	11-Feb-17	184			\$148,024.57		\$148,024.57	\$1,480.92
City Development - Western Zone	2.54%	22-Nov-16	21-Apr-17	150				\$452,701.15	\$452,701.15	\$5,545.71
North Street	2.65%	22-Dec-16	22-Jun-17	182	\$738,062.85				\$738,062.85	\$10,013.92
Welfare - General	2.54%	22-Nov-16	21-Apr-17	150				\$295,800.93	\$295,800.93	\$3,797.30
Welfare - NCC	2.54%	22-Nov-16	21-Apr-17	150				\$163,944.98	\$163,944.98	\$2,104.62
Welfare - PRCC	1.30%	N/A	N/A	N/A				\$15,250.48	\$15,250.48	\$55.36
Services - Tawarri 1	2.65%	22-Dec-16	22-Jun-17	182	\$63,250.26				\$63,250.26	\$859.61
Services General	2.80%	3-Aug-16	30-Jan-17	180	\$921,781.08				\$921,781.08	\$12,995.64
Services - Tawarri 2	1.70%	11-Aug-16	11-Feb-17	184			\$108,474.09		\$108,474.09	\$1,085.23
Insurance	1.70%	11-Aug-16	11-Feb-17	184			\$60,380.28		\$60,380.28	\$660.73
Waste Management	2.54%	22-Nov-16	21-Apr-17	150				\$474,694.23	\$474,694.23	\$4,844.31
City Development - Swanbourne	2.54%	22-Nov-16	21-Apr-17	150				\$124,745.95	\$124,745.95	\$1,601.41
City Building - General	2.65%	22-Dec-16	22-Jun-17	182	\$452,778.09				\$452,778.09	\$6,130.61
City Building - PRCC - CLOSED					\$0.00				\$0.00	\$79.59
City Building - PRCC	1.30%	N/A	N/A	N/A				\$25,338.83	\$25,338.83	\$79.16
<b>TOTAL RESERVE INVESTMENTS</b>					<b>\$2,175,872.28</b>	<b>\$0.00</b>	<b>\$316,878.94</b>	<b>\$1,552,476.56</b>	<b>\$4,045,227.77</b>	<b>\$51,334.12</b>
<b>MUNICIPAL INVESTMENTS</b>										
Muni Investment NS31	2.75%	31-Dec-16	31-Jan-17	31		\$2,073,361.31			\$2,073,361.31	\$25,488.26
Muni Investment #127 - NAB	2.66%	13-Dec-16	13-Jun-17	182	\$530,040.19				\$530,040.19	\$7,717.87
Muni Investment #131 - ANZ	2.50%	18-Oct-16	18-Feb-17	123			\$511,467.60		\$511,467.60	\$5,976.12
Muni Investment #136 - CBA - CLOSED								\$0.00	\$0.00	\$451.93
Muni Investment #142 - CBA	2.51%	14-Oct-16	13-Feb-17	122				\$1,038,096.07	\$1,038,096.07	\$13,339.25
Muni Investment #146 - NAB	2.80%	5-Aug-16	1-Feb-17	180	\$1,039,269.68				\$1,039,269.68	\$14,769.22
Muni Investment #149 - WBC-CLOSED				0		\$0.00			\$0.00	\$13,052.65
Muni Investment #150 - ANZ	2.50%	23-Nov-16	23-Mar-17	120			\$756,879.89		\$756,879.89	\$6,879.89
Muni Investment #151 - ANZ	2.60%	23-Aug-16	23-Feb-17	184			\$756,945.21		\$756,945.21	\$6,945.21
Muni Investment #152 - NAB	2.60%	29-Aug-16	30-Jan-17	154	\$1,008,832.88				\$1,008,832.88	\$8,832.88
Muni Investment #153 - NAB-CLOSED					\$0.00				\$0.00	\$6,530.46
Muni Investment #154 - ANZ	2.70%	10-Aug-16	10-Jan-17	153			\$1,010,578.08		\$1,010,578.08	\$10,578.08
Muni Investment #155 - CBA	2.52%	17-Oct-16	18-Apr-17	183				\$1,009,495.39	\$1,009,495.39	\$9,495.39
Muni Investment #156 - WBC	2.60%	30-Nov-16	30-May-17	181		\$1,008,902.42			\$1,008,902.42	\$8,902.42
Muni Investment #157 - WBC	2.66%	30-Aug-16	28-Feb-17	182		\$1,008,963.84			\$1,008,963.84	\$8,963.56
<b>TOTAL MUNICIPAL INVESTMENTS</b>					<b>\$2,578,142.75</b>	<b>\$4,091,227.57</b>	<b>\$3,035,870.77</b>	<b>\$2,047,591.46</b>	<b>\$11,752,832.56</b>	<b>\$147,923.19</b>
<b>TOTAL</b>				<b>TOTAL</b>	<b>\$4,754,015.03</b>	<b>\$4,091,227.57</b>	<b>\$3,352,749.70</b>	<b>\$3,600,068.02</b>	<b>\$15,798,060.32</b>	<b>\$199,257.31</b>

\* Credit Rating - Source: Standard &amp; Poor's

Proportion Portfolio	30.09%	25.90%	21.22%	22.79%
----------------------	--------	--------	--------	--------

**13.6 Monthly Financial Report – January 2017**

<b>Council</b>	23 May 2017
<b>Applicant</b>	City of Nedlands
<b>Officer</b>	Vanaja Jayaraman – Acting Manager Finance
<b>Director</b>	Lorraine Driscoll
<b>File Reference</b>	FIN-FS-00007
<b>Previous Item</b>	Nil

PLEASE NOTE: This report was erroneously omitted from the agenda of the February Council meeting due to resourcing & process issues, all of which have now been resolved. Procedures are now in place to ensure these reports are not overlooked in future. As required, this report is now being submitted to Council.

**Regulation 11(da) – Not Applicable – Recommendation Adopted**

Moved – Councillor Binks

Seconded – Councillor Shaw

**That the Recommendation to Council be adopted.**

(Printed below for ease of reference)

**CARRIED UNANIMOUSLY 10/-**

**Council Resolution / Recommendation to Council**

**Council receives the Monthly Financial Report for January 2017.**

**Executive Summary**

Administration is required to provide Council with a monthly financial report in accordance with *Regulation 34(1) of the Local Government (Financial Management) Regulations 1996*. The monthly financial variance from the budget of each business unit is reviewed with the respective manager and the Executive to identify the need for any remedial action. Significant variances are highlighted to Council in the attached Monthly Financial Report.

**Strategic Plan**

KFA: Governance and Civic Leadership

This report will ensure the City meets its statutory requirements.

## Background

*Regulation 34(1) of the Local Government (Financial Management) Regulations 1996* requires a local government to prepare a monthly statement of financial activity reporting on the revenue and expenditure, as set out in the annual budget.

A statement of financial activity and any accompanying documents are to be presented to the Council at the next ordinary meeting of the Council following the end of the month to which the statement relates, or to the next ordinary meeting of the council after that meeting.

In addition to the above and in accordance with *Regulation 34(5) of the Local Government (Financial Management) Regulations 1996*, each year Council is required to adopt a percentage or value to be used in the reporting of material variances. For this financial year the amount is \$10,000 or 10% whichever is the greater.

## Consultation

Required by legislation:

Yes ☐ No ☒

Required by City of Redlands policy:

Yes ☐ No ☒

## Legislation / Policy

The monthly financial management report meets the requirements of *Regulation 34(1) and 34(5) of the Local Government (Financial Management) Regulations 1996*.

## Budget/Financial Implications

As outlined in the Monthly Financial Report.

## Risk Management

The monthly financial variance from the budget of each business unit is reviewed with the respective Manager and the Executive to identify the need for any remedial action. Significant variances are highlighted to Council in the Monthly Financial Report.

## Discussion

This report gives an overview of the revenue and expenses of the City for the month of January 2017 together with a Net Assets Statement as at 31 January 2017.

The operating revenue at the end of January 2017 was \$29.770 M which represents a \$0.760 M favourable variance compared to the year-to-date budget.

The total operating expense at the end of January 2017 was \$18.758 M, showing a favourable budget variance of \$1.629 M.

The attached Operating Statement compares “Actual” with “Budget” by Business Units. Variations from the budget of revenue and expenses by Directorates are highlighted in the following paragraphs.

#### **Governance**

Expenditure:	Favourable variance of	\$ 361,256
Revenue:	Unfavourable variance of	\$ 107,510

The favourable expenditure variance is mainly due to expenses in communications, computer operations, special projects and professional fees which have yet to be allocated or expended.

The unfavourable revenue variance is due to the timing differences between budget and projects time-line of the WESROC projects.

#### **Corporate and Strategy**

Expenditure:	Favourable variance of	\$ 274,582
Revenue:	Favourable variance of	\$ 374,186

The favourable expenditure variance is mainly due to timing differences in the ICT related expenses of \$209k.

The favourable revenue variance is due to better performance on interim rates \$158k and WALGGC grants \$179k. WALGGC grants information was received post budget adoption. Any variance on this revenue will be amended at the mid-year budget review.

#### **Community Development**

Expenditure:	Favourable variance of	\$ 287,998
Revenue:	Favourable variance of	\$ 114,094

The favourable expenditure variance is mainly due to a lower community development donation payment this period of \$56k, yet to be organised community events of \$35k, Library salaries savings of \$74k and ICT and books purchase of \$44k yet to be expended.

The favourable revenue variance is due to an increased receipt of Tresillian Art Centre course fees \$22k, community facilities of \$19k, and NCC grants received \$68k.



## Planning and Development

Expenditure:	Favourable variance of	\$ 289,492
Revenue:	Favourable variance of	\$ 174,799

The favourable expenditure variance is mainly due to savings in salaries of \$119k and environment conservation project of \$91k which have yet to be expended.

The favourable revenue variance is mainly due to increased revenue from Building services of \$105k, Environmental health of \$38k and Ranger services of \$47k and a compensating reduction of \$43k in Town planning fees and charges.

## Technical Services

Expenditure:	Favourable variance of	\$416,505
Revenue:	Favourable variance of	\$204,790

The favourable expenditure variance is largely due to a lesser street lighting charges and infrastructure and asset maintenance expenses yet to be expended.

The favourable revenue variance is due to extra interim revenue on waste services of \$29k, better than expected trade-in value for fleets and insurance claim of \$56k, and surplus operating grant received of \$69k.

## Capital Works Programme

At the end of January, the expenditure on capital works were \$5.597 M with further commitments of \$2.025 M which is 48.3% of a total budget of \$15.78M which included \$1.4M carry over.

## Net Current Assets Statement

At 31 January 2017, net current assets were \$20.016 M compared to \$21.595 M in prior period. This is mainly due to a higher creditor payment of \$1.969 M in January. Rate and sundry debtors is at similar level in the same period as prior year.

## Conclusion

The statement of financial activity for the period ended 31 January 2017 indicates that operating expenses are under the year-to-date budget by 8.0% or \$1.630 M, while revenue is above the Budget by 2.6% or \$0.760 M.

## **Attachments**

1. Financial Summary (Operating) by Business Units – 31 January 2017
2. Capital Works & Acquisitions – 31 January 2017
3. Net Current Assets – 31 January 2017
4. Statement of Activity – 31 January 2017

**CITY OF NEDLANDS**  
**FINANCIAL SUMMARY - OPERATING - BY BUSINESS UNIT**  
**AS AT 31 JANUARY 2017**

Master Account		January Actual YTD	January Budget YTD	Variance	Committed Balance	Annual Budget	Budget Available
Governance							
CEO's Office							
Governance							
Expense							
20420	Salaries - Governance	464,700	470,577	5,877	0	806,700	342,000
20421	Other Employee Costs - Governance	25,324	36,031	10,707	0	46,200	20,876
20423	Office - Governance	17,447	16,581	(866)	463	27,000	9,090
20424	Motor Vehicles - Governance	8,224	6,419	(1,805)	0	11,000	2,776
20425	Depreciation - Governance	112,193	132,125	19,932	0	226,500	114,307
20427	Finance - Governance	138,740	138,719	(21)	0	237,800	99,060
20428	Insurance - Governance	207,695	214,000	6,305	0	214,000	6,305
20430	Other - Governance	2,645	11,250	8,605	0	15,000	12,355
20434	Professional Fees - Governance	13,989	37,500	23,511	0	50,000	36,011
20450	Special Projects - Governance / PC93	170,385	247,233	76,848	6,711	424,000	246,905
<b>Expense Total</b>		<b>1,161,341</b>	<b>1,310,435</b>	<b>149,094</b>	<b>7,174</b>	<b>2,058,200</b>	<b>889,685</b>
Income							
50410	Sundry Income - Governance	(156,801)	(245,216)	(88,415)	0	(390,300)	(233,499)
<b>Income Total</b>		<b>(156,801)</b>	<b>(245,216)</b>	<b>(88,415)</b>	<b>0</b>	<b>(390,300)</b>	<b>(233,499)</b>
Governance Total		1,004,540	1,065,219	60,679	7,174	1,667,900	656,187
Communications							
Expense							
28320	Salaries - Communications	157,261	158,550	1,289	14,198	271,800	100,341
28321	Other Employee Costs - Communications	7,854	14,700	6,846	0	15,700	7,846
28323	Office - Communications	48,488	62,125	13,637	10,070	80,100	21,542
28327	Finance - Communications	42,840	42,819	(21)	0	73,400	30,560
28330	Other - Communications	4,004	16,800	12,796	228	16,900	12,668
28334	Professional Fees - Communications	600	294	(306)	0	500	(100)
28335	ICT Expenses - Communications	24,455	36,000	11,545	0	48,200	23,745
28350	Special Projects - Communications / PC 90	15,707	23,000	7,293	0	23,000	7,293
<b>Expense Total</b>		<b>301,210</b>	<b>354,288</b>	<b>53,078</b>	<b>24,495</b>	<b>529,600</b>	<b>203,895</b>
Communications Total		301,210	354,288	53,078	24,495	529,600	203,895
Human Resources							
Expense							
20520	Salaries - HR	167,262	176,344	9,082	0	302,300	135,038
20521	Other Employee Costs - HR	59,715	150,876	91,161	13,743	200,800	127,342
20522	Staff Recruitment - HR	4,757	19,250	14,493	0	33,000	28,243
20523	Office - HR	1,694	13,912	12,218	0	19,000	17,306
20524	Motor Vehicles - HR	6,670	5,925	(745)	0	7,900	1,230
20525	Depreciation - HR	273	294	21	0	500	227
20527	Finance - HR	(373,380)	(373,389)	(9)	0	(640,100)	(266,720)
20530	Other - HR	800	1,850	1,050	0	2,600	1,800
20534	Professional Fees - HR	34,085	40,919	6,834	21,739	69,000	13,176
20535	ICT Expenses - HR	0	35,000	35,000	0	35,000	35,000
<b>Expense Total</b>		<b>(98,123)</b>	<b>70,981</b>	<b>169,104</b>	<b>35,481</b>	<b>30,000</b>	<b>92,642</b>
Income							
50510	Contributions & Reimbursements - HR	(905)	(20,000)	(19,095)	0	(30,000)	(29,095)
<b>Income Total</b>		<b>(905)</b>	<b>(20,000)</b>	<b>(19,095)</b>	<b>0</b>	<b>(30,000)</b>	<b>(29,095)</b>
Human Resources Total		(99,028)	50,981	150,009	35,481	0	63,547
Members Of Council							
Expense							
20323	Office - MOC	14,245	23,338	9,093	4,796	40,000	20,959
20325	Depreciation - MOC	507	525	18	0	900	393
20329	Members of Council - MOC	287,688	264,901	(22,787)	0	454,100	166,412
20330	Other - MOC	425	4,081	3,656	0	7,000	6,575
<b>Expense Total</b>		<b>302,865</b>	<b>292,845</b>	<b>(10,020)</b>	<b>4,796</b>	<b>502,000</b>	<b>194,339</b>
Members Of Council Total		302,865	292,845	(10,020)	4,796	502,000	194,339
<b>CEO's Office Total</b>		<b>1,509,587</b>	<b>1,763,333</b>	<b>253,746</b>	<b>71,946</b>	<b>2,699,500</b>	<b>1,117,967</b>
Governance Total		1,509,587	1,763,333	253,746	71,946	2,699,500	1,117,967
Corporate & Strategy							
Corporate Strategy & Systems							
Customer Services							
Expense							
21320	Salaries - Customer Service	178,879	163,863	(15,016)	0	280,900	102,021

## Attachment to Item 13.6

21321	Other Employee Costs - Customer Service	2,995	7,300	4,305	0	8,900	5,905
21323	Office - Customer Service	2,854	3,000	146	4,380	5,100	(2,134)
21327	Finance - Customer Service	(172,620)	(172,608)	12	0	(295,900)	(123,280)
21330	Other - Customer Service	0	750	750	0	1,000	1,000
<b>Expense Total</b>		<b>12,108</b>	<b>2,305</b>	<b>(9,803)</b>	<b>4,380</b>	<b>0</b>	<b>(16,488)</b>
Customer Services Total		12,108	2,305	(9,803)	4,380	0	(16,488)
ICT							
Expense							
21720	Salaries - ICT	237,008	238,702	1,694	0	409,200	172,192
21721	Other Employee Costs - ICT	20,871	26,300	5,429	482	36,900	15,547
21723	Office - ICT	29,211	29,169	(42)	3,010	50,000	17,779
21724	Motor Vehicles - ICT	11,846	12,250	404	0	21,000	9,154
21725	Depreciation - ICT	131,596	162,519	30,923	0	278,600	147,004
21727	Finance - ICT	(1,037,400)	(1,037,397)	3	0	(1,778,400)	(741,000)
21728	Insurance - ICT	0	3,800	3,800	0	3,800	3,800
21730	Other - ICT	7	750	743	0	1,000	993
21734	Professional Fees - ICT	8,265	32,081	23,816	25,725	55,000	21,010
21735	ICT Expenses - ICT	357,170	474,189	117,019	20,742	812,900	434,988
21750	Special Projects - ICT	35,549	64,169	28,620	2,000	110,000	72,451
<b>Expense Total</b>		<b>(205,878)</b>	<b>6,532</b>	<b>212,410</b>	<b>51,958</b>	<b>0</b>	<b>153,919</b>
Income							
51706	Contributions & Reimbursements - ICT	(3,960)	0	3,960	0	0	3,960
<b>Income Total</b>		<b>(3,960)</b>	<b>0</b>	<b>3,960</b>	<b>0</b>	<b>0</b>	<b>3,960</b>
ICT Total		(209,838)	6,532	216,370	51,958	0	157,879
Records							
Expense							
22020	Salaries - Records	226,324	227,502	1,178	0	390,000	163,676
22021	Other Employee Costs - Records	3,851	8,468	4,617	964	9,800	4,986
22023	Office - Records	483	769	286	0	1,200	717
22027	Finance - Records	(281,470)	(281,458)	12	0	(482,500)	(201,030)
22030	Other - Records	7,817	10,887	3,070	6,359	18,300	4,124
22034	Professional Fees - Records	77,775	37,331	(40,444)	6,475	64,000	(20,250)
<b>Expense Total</b>		<b>34,780</b>	<b>3,499</b>	<b>(31,281)</b>	<b>13,798</b>	<b>800</b>	<b>(47,777)</b>
Income							
52001	Fees & Charges - Records	(568)	(532)	36	0	(800)	(232)
<b>Income Total</b>		<b>(568)</b>	<b>(532)</b>	<b>36</b>	<b>0</b>	<b>(800)</b>	<b>(232)</b>
Records Total		34,212	2,967	(31,245)	13,798	0	(48,010)
<b>Corporate Strategy &amp; Systems Total</b>		<b>(163,518)</b>	<b>11,804</b>	<b>175,322</b>	<b>70,136</b>	<b>0</b>	<b>93,382</b>
Finance							
Rates							
Expense							
21920	Salaries - Rates	47,811	44,975	(2,836)	0	77,100	29,289
21921	Other Employee Costs - Rates	1,904	1,800	(104)	0	1,800	(104)
21923	Office - Rates	10,735	0	(10,735)	164	0	(10,899)
21927	Finance - Rates	82,502	76,762	(5,740)	0	131,600	49,098
21930	Other - Rates	12,957	19,250	6,293	0	33,000	20,043
21934	Professional Fees - Rates	47,617	57,000	9,383	600	67,000	18,783
<b>Expense Total</b>		<b>203,526</b>	<b>199,787</b>	<b>(3,739)</b>	<b>764</b>	<b>310,500</b>	<b>106,209</b>
Income							
51908	Rates - Rates	(22,206,909)	(22,025,086)	181,823	0	(22,073,730)	133,179
<b>Income Total</b>		<b>(22,206,909)</b>	<b>(22,025,086)</b>	<b>181,823</b>	<b>0</b>	<b>(22,073,730)</b>	<b>133,179</b>
Rates Total		(22,003,382)	(21,825,299)	178,083	764	(21,763,230)	239,388
General Finance							
Expense							
21420	Salaries - Finance	460,130	452,195	(7,935)	0	775,200	315,070
21421	Other Employee Costs - Finance	22,216	40,614	18,398	4,136	50,600	24,248
21423	Office - Finance	70,391	61,413	(8,978)	7,096	104,700	27,213
21424	Motor Vehicles - Finance	6,337	13,475	7,138	0	23,100	16,763
21425	Depreciation - Finance	767	1,631	864	0	2,800	2,033
21427	Finance - Finance	(282,892)	(280,162)	2,730	9,004	(480,000)	(206,112)
21428	Insurance - Finance	957	0	(957)	0	0	(957)
21430	Other - Finance	2,157	1,500	(657)	700	2,000	(857)
21434	Professional Fees - Finance	47,808	41,500	(6,308)	10,323	47,500	(10,630)
21450	Special Projects - Finance	821	40,000	39,179	188	40,000	38,992
<b>Expense Total</b>		<b>328,692</b>	<b>372,166</b>	<b>43,474</b>	<b>31,447</b>	<b>565,900</b>	<b>205,761</b>
Income							
51401	Fees & Charges - Finance	(49,950)	(35,056)	14,894	0	(60,100)	(10,150)
51410	Sundry Income - Finance	(20,540)	(24,332)	(3,792)	0	(26,000)	(5,460)
<b>Income Total</b>		<b>(70,490)</b>	<b>(59,388)</b>	<b>11,102</b>	<b>0</b>	<b>(86,100)</b>	<b>(15,610)</b>
General Finance Total		258,202	312,778	54,576	31,447	479,800	190,151

General Purpose							
Expense							
21627	Finance - General Purpose	24,301	24,300	(1)	0	46,800	22,499
21631	Interest - General Purpose	127,040	193,680	66,640	0	290,520	163,480
<b>Expense Total</b>		<b>151,341</b>	<b>217,980</b>	<b>66,639</b>	<b>0</b>	<b>337,320</b>	<b>185,979</b>
Income							
51602	Service Charges - General Purpose	(15)	0	15	0	0	15
51604	Grants Operating - General Purpose	(371,085)	(184,050)	187,035	0	(368,100)	2,985
51607	Interest - General Purpose	(275,948)	(286,153)	(10,205)	0	(490,550)	(214,602)
51610	Sundry Income - General Purpose	(421)	0	421	0	0	421
<b>Income Total</b>		<b>(647,468)</b>	<b>(470,203)</b>	<b>177,265</b>	<b>0</b>	<b>(858,650)</b>	<b>(211,182)</b>
General Purpose Total		(496,127)	(252,223)	243,904	0	(521,330)	(25,203)
Shared Services							
Expense							
21523	Office - Shared Services	15,042	12,831	(2,211)	2,619	22,000	4,339
21534	Professional Fees - Shared Services	15,156	14,250	(906)	0	19,000	3,844
<b>Expense Total</b>		<b>30,198</b>	<b>27,081</b>	<b>(3,117)</b>	<b>2,619</b>	<b>41,000</b>	<b>8,183</b>
Shared Services Total		30,198	27,081	(3,117)	2,619	41,000	8,183
<b>Finance Total</b>		<b>(22,211,109)</b>	<b>(21,737,663)</b>	<b>473,446</b>	<b>34,830</b>	<b>(21,763,760)</b>	<b>412,519</b>
<b>Corporate &amp; Strategy Total</b>		<b>(22,374,627)</b>	<b>(21,725,859)</b>	<b>648,768</b>	<b>104,966</b>	<b>(21,763,760)</b>	<b>505,901</b>
Community Development							
Community Development							
Community Development							
Expense							
28120	Salaries - Community Development	241,000	245,989	4,989	0	421,700	180,700
28121	Other Employee Costs - Community Development	8,023	17,250	9,227	2,841	22,500	11,636
28123	Office - Community Development	321	3,038	2,717	468	5,200	4,411
28124	Motor Vehicles - Community Development	8,032	4,606	(3,426)	0	7,900	(132)
28125	Depreciation - Community Development	1,918	2,044	126	0	3,500	1,582
28127	Finance - Community Development	114,240	114,219	(21)	0	195,800	81,560
28130	Other - Community Development	1,190	2,044	854	1,093	3,500	1,217
28134	Professional Fees - Community Development	0	1,169	1,169	364	2,000	1,636
28137	Donations - Community Development	108,195	164,431	56,236	0	272,300	164,105
28150	Special Projects - Community Development	0	7,000	7,000	0	7,000	7,000
28151	OPRL Activities - Community Development / PC82-87	51,161	79,231	28,070	37,693	149,700	60,846
<b>Expense Total</b>		<b>534,081</b>	<b>641,021</b>	<b>106,940</b>	<b>42,458</b>	<b>1,091,100</b>	<b>514,561</b>
Income							
58101	Fees & Charges - Community Development	(12,639)	(10,740)	1,899	0	(19,500)	(6,861)
58104	Grants Operating - Community Development	(12,289)	(12,375)	(86)	0	(33,000)	(20,711)
58106	Contributions & Reimbursements - Community Development	(3,091)	(500)	2,591	0	(1,000)	2,091
58110	Sundry Income - Community Development	0	0	0	0	0	0
<b>Income Total</b>		<b>(28,018)</b>	<b>(23,615)</b>	<b>4,403</b>	<b>0</b>	<b>(53,500)</b>	<b>(25,482)</b>
Community Development Total		506,063	617,406	111,343	42,458	1,037,600	489,079
Community Facilities							
Income							
58201	Fees & Charges - Community Facilities	(7,669)	(5,831)	1,838	0	(10,000)	(2,331)
58206	Contributions & Reimbursements - Community Facilities	(995)	(2,919)	(1,924)	0	(5,000)	(4,005)
58209	Council Property - Community Facilities	(110,512)	(91,126)	19,386	0	(156,200)	(45,688)
<b>Income Total</b>		<b>(119,176)</b>	<b>(99,876)</b>	<b>19,300</b>	<b>0</b>	<b>(171,200)</b>	<b>(52,024)</b>
Community Facilities Total		(119,176)	(99,876)	19,300	0	(171,200)	(52,024)
Volunteer Services VRC							
Expense							
29320	Salaries - Volunteer Services VRC	45,826	48,013	2,187	0	82,300	36,474
29321	Other Employee Cost - Volunteer Services VRC	1,048	2,675	1,627	241	3,300	2,011
29323	Office - Volunteer Services VRC	1,264	3,825	2,561	741	6,800	4,796
29327	Finance - Volunteer Services VRC	26,250	26,250	0	0	45,000	18,750
29330	Other - Volunteer Services VRC	1,634	3,650	2,016	420	7,300	5,246
<b>Expense Total</b>		<b>76,022</b>	<b>84,413</b>	<b>8,391</b>	<b>1,402</b>	<b>144,700</b>	<b>67,276</b>
Income							
59304	Grants Operating - Volunteer Services VRC	(22,360)	(21,450)	910	0	(28,600)	(6,240)
<b>Income Total</b>		<b>(22,360)</b>	<b>(21,450)</b>	<b>910</b>	<b>0</b>	<b>(28,600)</b>	<b>(6,240)</b>
Volunteer Services VRC Total		53,662	62,963	9,301	1,402	116,100	61,036
Volunteer Services NVS							
Expense							
29220	Salaries - Volunteer Services NVS	18,416	16,387	(2,029)	0	28,100	9,684
29221	Other Employee Costs - Volunteer Services NVS	374	700	326	0	700	326
29223	Office - Volunteer Services NVS	33	2,424	2,391	0	3,400	3,367
29227	Finance - Volunteer Services NVS	23,800	23,800	0	0	40,800	17,000
29230	Other - Volunteer Services NVS	537	2,419	1,882	772	4,000	2,691

## Attachment to Item 13.6

29250	Special Projects - Volunteer Services NVS	2,509	3,900	1,391	0	3,900	1,391
<b>Expense Total</b>		<b>45,669</b>	<b>49,630</b>	<b>3,961</b>	<b>772</b>	<b>80,900</b>	<b>34,458</b>
Volunteer Services NVS Total		45,669	49,630	3,961	772	80,900	34,458
Tresillian Community Centre							
Expense							
29120	Salaries - Tresillian CC	156,546	124,600	(31,946)	0	213,600	57,054
29121	Other Employee Costs - Tresillian CC	5,968	6,294	326	773	7,500	760
29123	Office - Tresillian CC	11,954	17,331	5,377	127	24,000	11,919
29125	Depreciation - Tresillian CC	409	1,519	1,110	0	2,600	2,191
29127	Finance - Tresillian CC	56,865	62,062	5,197	0	106,400	49,535
29130	Other - Tresillian CC	8,431	7,588	(843)	1,518	13,000	3,051
29135	ICT Expenses - Tresillian CC	0	3,269	3,269	0	5,600	5,600
29136	Courses - Tresillian CC	106,741	86,694	(20,047)	2,827	173,300	63,732
29137	Donations - Tresillian CC	500	0	(500)	0	0	(500)
29150	Exhibition	4,583	5,250	667	330	7,000	2,087
<b>Expense Total</b>		<b>351,997</b>	<b>314,607</b>	<b>(37,390)</b>	<b>5,575</b>	<b>553,000</b>	<b>195,428</b>
Income							
59101	Fees & Charges - Tresillian CC	(201,907)	(179,262)	22,645	0	(285,600)	(83,693)
59109	Council Property - Tresillian CC	(19,822)	(16,625)	3,197	0	(28,500)	(8,678)
51906	Contributions & Reimbursement - Tresillian CC	(500)	0	500	0	0	500
<b>Income Total</b>		<b>(222,230)</b>	<b>(195,887)</b>	<b>26,343</b>	<b>0</b>	<b>(314,100)</b>	<b>(91,870)</b>
Tresillian Community Centre Total		129,767	118,720	(11,047)	5,575	238,900	103,558
<b>Community Development Total</b>		<b>615,986</b>	<b>748,843</b>	<b>132,857</b>	<b>50,207</b>	<b>1,302,300</b>	<b>636,107</b>
Community Services Centres							
Nedlands Community Care							
Expense							
28620	Salaries - NCC	6,703	0	(6,703)	0	0	(6,703)
28625	Depreciation - NCC	0	0	0	0	0	0
28626	Utility - NCC	(0)	0	0	0	0	0
28664	Hacc Unit Cost - NCC / PC66	729,174	762,293	33,119	20,187	1,306,500	557,139
<b>Expense Total</b>		<b>735,877</b>	<b>762,293</b>	<b>26,416</b>	<b>20,187</b>	<b>1,306,500</b>	<b>550,436</b>
Income							
58601	Fees & Charges - NCC	(48,448)	(55,426)	(6,978)	0	(95,000)	(46,552)
58604	Grants Operating - NCC	(829,750)	(761,775)	67,975	0	(1,015,700)	(185,950)
<b>Income Total</b>		<b>(878,198)</b>	<b>(817,201)</b>	<b>60,997</b>	<b>0</b>	<b>(1,110,700)</b>	<b>(232,502)</b>
Nedlands Community Care Total		(142,321)	(54,908)	87,413	20,187	195,800	317,934
Positive Ageing							
Expense							
27420	Salaries - Positive Ageing	21,671	27,944	6,273	0	47,900	26,229
27421	Other Employee Costs - Positive Ageing	599	1,906	1,307	0	3,200	2,601
27427	Finance - Positive Ageing	5,810	5,775	(35)	0	9,900	4,090
28437	Donations - Positive Ageing	2,527	4,669	2,142	2,075	8,000	3,398
28450	Other - Positive Ageing	6,379	9,450	3,071	1,085	16,200	8,736
<b>Expense Total</b>		<b>36,986</b>	<b>49,744</b>	<b>12,758</b>	<b>3,160</b>	<b>85,200</b>	<b>45,054</b>
Income							
58420	Fees & Charges - Positive Ageing	(9,705)	(4,669)	5,036	0	(8,000)	1,705
58423	Grants Operating - Positive Ageing	0	(294)	(294)	0	(500)	(500)
<b>Income Total</b>		<b>(9,705)</b>	<b>(4,963)</b>	<b>4,742</b>	<b>0</b>	<b>(8,500)</b>	<b>1,205</b>
Positive Ageing Total		27,281	44,781	17,500	3,160	76,700	46,259
Point Resolution Child Care							
Expense							
28820	Salaries - PRCC	259,981	268,506	8,525	0	460,300	200,319
28821	Other Employee Costs - PRCC	7,009	13,650	6,641	141	17,200	10,051
28823	Office - PRCC	4,249	4,587	338	41	8,000	3,710
28824	Motor Vehicles - PRCC	4,838	4,144	(694)	0	7,100	2,263
28825	Depreciation - PRCC	119	175	56	0	300	181
28826	Utility - PRCC	3,812	4,664	852	0	6,500	2,688
28827	Finance - PRCC	34,779	34,419	(360)	0	59,000	24,221
28830	Other - PRCC	11,025	14,813	3,788	202	26,100	14,873
28835	ICT Expenses - PRCC	1,410	3,300	1,890	235	4,700	3,055
28850	Special Projects - PRCC	0	2,500	2,500	0	5,000	5,000
<b>Expense Total</b>		<b>327,221</b>	<b>350,758</b>	<b>23,537</b>	<b>618</b>	<b>594,200</b>	<b>266,360</b>
Income							
58801	Fees & Charges - PRCC	(345,028)	(350,000)	(4,972)	0	(600,000)	(254,972)
<b>Income Total</b>		<b>(345,028)</b>	<b>(350,000)</b>	<b>(4,972)</b>	<b>0</b>	<b>(600,000)</b>	<b>(254,972)</b>
Point Resolution Child Care Total		(17,807)	758	18,565	618	(5,800)	11,388
Mt Claremont Library							
Expense							
28523	Office - Mt Claremont Library	5,591	7,169	1,578	477	11,000	4,932
28525	Depreciation - Mt Claremont Library	230	700	470	0	1,200	970

## Attachment to Item 13.6

28530	Other - Mt Claremont Library	11,506	20,762	9,256	5,141	35,600	18,952
28535	ICT Expenses - Mt Claremont Library	4,367	9,338	4,971	0	16,000	11,633
<b>Expense Total</b>		<b>21,695</b>	<b>37,969</b>	<b>16,274</b>	<b>5,618</b>	<b>63,800</b>	<b>36,487</b>
Income							
58501	Fees & Charges - Mt Claremont Library	(347)	(294)	53	0	(500)	(153)
58510	Sundry Income - Mt Claremont Library	(110)	(119)	(9)	0	(200)	(90)
58511	Fines & Penalties - Mt Claremont Library	(295)	(350)	(55)	0	(600)	(305)
<b>Income Total</b>		<b>(752)</b>	<b>(763)</b>	<b>(11)</b>	<b>0</b>	<b>(1,300)</b>	<b>(548)</b>
Mt Claremont Library Total		20,943	37,206	16,263	5,618	62,500	35,939
Nedlands Library							
Expense							
28720	Salaries - Library Services	544,995	618,746	73,751	0	1,060,700	515,705
28721	Other Employee Costs - Library Services	22,465	35,225	12,760	286	44,900	22,149
28723	Office - Nedlands Library	20,207	25,375	5,168	3,107	43,500	20,186
28724	Motor Vehicles - Nedlands Library	10,643	13,006	2,364	0	22,300	11,658
28725	Depreciation - Nedlands Library	3,586	3,906	320	0	6,700	3,114
28727	Finance - Nedlands Library	217,840	217,819	(21)	0	373,400	155,560
28730	Other - Nedlands Library	44,628	59,843	15,215	5,940	102,600	52,032
28731	Grants Expenditure - Nedlands Library	900	1,169	269	0	2,000	1,100
28734	Professional Fees - Nedlands Library	0	700	700	0	1,200	1,200
28735	ICT Expenses - Nedlands Library	4,590	19,369	14,779	240	33,200	28,370
28750	Special Projects - Nedlands Library	0	1,806	1,806	0	3,100	3,100
<b>Expense Total</b>		<b>869,852</b>	<b>996,964</b>	<b>127,112</b>	<b>9,573</b>	<b>1,693,600</b>	<b>814,174</b>
Income							
58701	Fees & Charges - Nedland Library	(3,855)	(2,856)	999	0	(4,900)	(1,045)
58704	Grants Operating - Nedlands Library	(900)	(1,162)	(262)	0	(2,000)	(1,100)
58710	Sundry Income - Nedlands Library	(4,655)	(3,206)	1,449	0	(5,500)	(845)
58711	Fines & Penalties - Nedlands Library	(2,534)	(2,338)	196	0	(4,000)	(1,466)
<b>Income Total</b>		<b>(11,943)</b>	<b>(9,562)</b>	<b>2,381</b>	<b>0</b>	<b>(16,400)</b>	<b>(4,457)</b>
Nedlands Library Total		857,909	987,402	129,493	9,573	1,677,200	809,718
<b>Community Services Centres Total</b>		<b>746,004</b>	<b>1,015,239</b>	<b>269,235</b>	<b>39,157</b>	<b>2,006,400</b>	<b>1,221,239</b>
<b>Community Development Total</b>		<b>1,361,990</b>	<b>1,764,082</b>	<b>402,092</b>	<b>89,364</b>	<b>3,308,700</b>	<b>1,857,346</b>
Planning & Development Services							
Planning Services							
Town Planning - Administration							
Expense							
24820	Salaries - Town Planning Admin	56,793	55,650	(1,143)	0	95,400	38,607
24821	Other Employee Costs-Town Planning Admin	30,315	44,968	14,653	141	55,900	25,444
24823	Office - Town Planning Admin	6,319	7,463	1,144	1,123	11,000	3,558
24824	Motor Vehicles - Town Planning Admin	27,509	25,669	(1,840)	0	44,000	16,491
24825	Depreciation - Town Planning Admin	304	350	46	0	600	296
24827	Finance - Town Planning Admin	218,750	218,750	0	0	375,000	156,250
24830	Other - Town Planning Admin	3,451	7,382	3,931	909	12,100	7,740
<b>Expense Total</b>		<b>343,441</b>	<b>360,232</b>	<b>16,791</b>	<b>2,172</b>	<b>594,000</b>	<b>248,387</b>
Income							
54801	Fees & Charges - Town Planning Admin	(218,631)	(263,000)	(44,369)	0	(451,000)	(232,369)
54811	Fines & Penalties - Town Planning	(1,000)	0	1,000	0	0	1,000
<b>Income Total</b>		<b>(219,631)</b>	<b>(263,000)</b>	<b>(43,369)</b>	<b>0</b>	<b>(451,000)</b>	<b>(231,369)</b>
Town Planning - Administration Total		123,809	97,232	(26,577)	2,172	143,000	17,018
Statutory Planning							
Expense							
24320	Salaries - Statutory Planning	227,229	267,633	40,404	0	458,800	231,571
24321	Other Employee Costs - Statutory Planning	1,058	5,600	4,543	3,091	8,400	4,252
24334	Professional Fees - Statutory Planning	8,150	0	(8,150)	0	0	(8,150)
<b>Expense Total</b>		<b>236,436</b>	<b>273,233</b>	<b>36,797</b>	<b>3,091</b>	<b>467,200</b>	<b>227,673</b>
Statutory Planning Total		236,436	273,233	36,797	3,091	467,200	227,673
Strategic Planning							
Expense							
24857	Strategic Projects - Strategic Planning	173,019	96,250	(76,769)	31,560	168,000	(36,579)
24920	Salaries - Strategic Planning	249,916	258,951	9,035	0	443,900	193,984
24921	Other Employee Costs - Strategic Planning	2,790	5,068	2,278	141	7,600	4,669
24934	Professional Fees - Strategic Planning	6,769	5,831	(938)	1,480	10,000	1,751
<b>Expense Total</b>		<b>432,494</b>	<b>366,100</b>	<b>(66,394)</b>	<b>33,180</b>	<b>629,500</b>	<b>163,825</b>
Strategic Planning Total		432,494	366,100	(66,394)	33,180	629,500	163,825
<b>Planning Services Total</b>		<b>792,740</b>	<b>736,565</b>	<b>(56,175)</b>	<b>38,444</b>	<b>1,239,700</b>	<b>408,517</b>
Health & Compliance							
Sustainability							
Expense							
24620	Salaries - Sustainability	53,684	52,563	(1,121)	0	90,100	36,416



## Attachment to Item 13.6

24621	Other Employee Costs - Sustainability	974	4,400	3,427	141	5,400	4,286
24623	Office - Sustainability	865	10,918	10,053	0	11,500	10,635
24624	Motor Vehicles - Sustainability	12,537	0	(12,537)	0	0	(12,537)
24625	Depreciation - Sustainability	877	994	117	0	1,700	823
24627	Finance - Sustainability	6,370	6,356	(14)	0	10,900	4,530
24630	Other - Sustainability	35	750	715	0	1,000	965
24634	Professional Fees - Sustainability	0	1,500	1,500	0	3,000	3,000
24638	Operational Activities - Sustainability / PC79	10,157	22,250	12,093	4,091	27,500	13,252
<b>Expense Total</b>		<b>85,499</b>	<b>99,731</b>	<b>14,232</b>	<b>4,231</b>	<b>151,100</b>	<b>61,370</b>
Income							
54610	Sundry Income - Sustainability	(16)	(1,250)	(1,234)	0	(2,500)	(2,484)
<b>Income Total</b>		<b>(16)</b>	<b>(1,250)</b>	<b>(1,234)</b>	<b>0</b>	<b>(2,500)</b>	<b>(2,484)</b>
Sustainability Total		85,483	98,481	12,998	4,231	148,600	58,885
Environmental Health							
Expense							
24720	Salaries - Environmental Health	240,016	269,264	29,248	0	461,600	221,584
24721	Other Employee Costs - Environmental Health	18,014	20,675	2,661	0	31,900	13,886
24723	Office - Environmental Health	966	0	(966)	61	3,600	2,573
24724	Motor Vehicles - Environmental Health	0	12,131	12,131	0	20,800	20,800
24725	Depreciation - Environmental Health	2,299	2,331	32	0	4,000	1,701
24727	Finance - Environmental Health	60,200	60,200	0	0	103,200	43,000
24730	Other - Environmental Health	4,996	0	(4,996)	2,910	28,400	20,494
24734	Professional Fees - Environmental Health	18,677	11,250	(7,427)	8,373	15,000	(12,050)
24751	OPRL Activities - Environmental Health PC76,77,78	44,889	72,100	27,211	3,743	77,300	28,668
<b>Expense Total</b>		<b>390,057</b>	<b>447,951</b>	<b>57,894</b>	<b>15,087</b>	<b>745,800</b>	<b>340,656</b>
Income							
54701	Fees & Charges - Environmental Health	(28,884)	0	28,884	0	(51,000)	(22,116)
54710	Sundry Income - Environmental Health	(1,036)	0	1,036	0	(5,100)	(4,064)
54711	Fines & Penalties - Environmental Health	(7,617)	0	7,617	0	(35,000)	(27,383)
<b>Income Total</b>		<b>(37,538)</b>	<b>0</b>	<b>37,538</b>	<b>0</b>	<b>(91,100)</b>	<b>(53,562)</b>
Environmental Health Total		352,520	447,951	95,431	15,087	654,700	287,094
Environmental Conservation							
Expense							
24221	Other Employee Costs - Environmental Conservation	2,513	2,000	(513)	27	4,000	1,460
24223	Office - Environmental Conservation	588	500	(88)	0	1,000	412
24227	Finance - Environmental Conservation	37,170	37,156	(14)	0	63,700	26,530
24230	Other - Environmental Conservation	0	850	850	0	1,700	1,700
24237	Donations - Environmental Conservation	0	0	0	0	1,500	1,500
24251	Operational Activities-Environ Conservation / PC80	359,608	450,500	90,892	108,759	611,500	143,133
<b>Expense Total</b>		<b>399,879</b>	<b>491,006</b>	<b>91,127</b>	<b>108,786</b>	<b>683,400</b>	<b>174,736</b>
Income							
54204	Grants Operating - Environmental Conservation	(33,473)	(15,000)	18,473	0	(30,000)	3,473
54210	Sundry Income - Environmental Conservation	(16,980)	(6,100)	10,880	0	(6,100)	10,880
<b>Income Total</b>		<b>(50,452)</b>	<b>(21,100)</b>	<b>29,352</b>	<b>0</b>	<b>(36,100)</b>	<b>14,352</b>
Environmental Conservation Total		349,427	469,906	120,479	108,786	647,300	189,088
Ranger Services							
Expense							
21120	Salaries - Ranger Services	360,162	368,013	7,851	16,101	630,900	254,637
21121	Other Employee Costs - Ranger Services	14,032	25,150	11,118	1,417	29,300	13,851
21123	Office - Ranger Services	7,175	8,562	1,387	35	14,300	7,090
21124	Motor Vehicles - Ranger Services	38,314	51,525	13,211	0	68,700	30,386
21125	Depreciation - Ranger Services	2,309	25,844	23,535	0	44,300	41,991
21127	Finance - Ranger Services	101,429	86,726	(14,703)	0	148,600	47,171
21130	Other - Ranger Services	56,195	65,999	9,804	13,203	77,000	7,602
21134	Professional Fees - Ranger Services	958	5,250	4,292	4,818	7,000	1,223
21135	ICT Expenses - Ranger Services	8,695	20,000	11,305	0	20,000	11,305
21137	Donations - Ranger Services	1,000	1,000	0	0	1,000	0
<b>Expense Total</b>		<b>590,270</b>	<b>658,069</b>	<b>67,799</b>	<b>35,573</b>	<b>1,041,100</b>	<b>415,257</b>
Income							
51101	Fees & Charges - Ranger Services	(56,509)	(49,625)	6,884	0	(83,500)	(26,991)
51106	Contributions & Reimbursements- Rangers Services	(27,631)	(27,000)	631	0	(27,000)	631
51110	Sundry Income - Ranger Services	(2,545)	0	2,545	0	0	2,545
51111	Fines & Penalties - Rangers Services	(245,705)	(208,425)	37,280	0	(357,300)	(111,595)
<b>Income Total</b>		<b>(332,390)</b>	<b>(285,050)</b>	<b>47,340</b>	<b>0</b>	<b>(467,800)</b>	<b>(135,410)</b>
Ranger Services Total		257,880	373,019	115,139	35,573	573,300	279,847
<b>Health &amp; Compliance Total</b>		<b>1,045,309</b>	<b>1,389,357</b>	<b>344,048</b>	<b>163,677</b>	<b>2,023,900</b>	<b>814,914</b>
Building Services							
Building Services							
Expense							
24420	Salaries - Building Services	396,089	438,321	42,232	8,807	751,400	346,504



24421	Other Employee Costs - Building Services	30,911	37,969	7,058	562	46,000	14,527
24423	Office - Building Services	2,505	5,306	2,801	155	9,100	6,440
24424	Motor Vehicles - Building Services	15,915	14,350	(1,565)	0	24,600	8,685
24425	Depreciation - Building Services	141	175	34	0	300	159
24427	Finance - Building Services	193,900	193,900	0	0	332,400	138,500
24430	Other - Building Services	686	1,463	777	0	2,500	1,814
24434	Professional Fees - Building Services	15,091	35,000	19,909	0	60,000	44,909
<b>Expense Total</b>		<b>655,238</b>	<b>726,484</b>	<b>71,246</b>	<b>9,524</b>	<b>1,226,300</b>	<b>561,538</b>
Income							
54401	Fees & Charges - Building Services	(451,642)	(317,338)	134,304	0	(544,000)	(92,358)
54410	Sundry Income - Building Services	(52,062)	(70,294)	(18,232)	0	(120,500)	(68,438)
54411	Fines & Penalties - Building Services	(1,100)	(12,000)	(10,900)	0	(16,000)	(14,900)
<b>Income Total</b>		<b>(504,804)</b>	<b>(399,632)</b>	<b>105,172</b>	<b>0</b>	<b>(680,500)</b>	<b>(175,696)</b>
Building Services Total		150,435	326,852	176,417	9,524	545,800	385,842
<b>Building Services Total</b>		<b>150,435</b>	<b>326,852</b>	<b>176,417</b>	<b>9,524</b>	<b>545,800</b>	<b>385,842</b>
<b>Planning &amp; Development Services Total</b>		<b>1,988,484</b>	<b>2,452,774</b>	<b>464,291</b>	<b>211,645</b>	<b>3,809,400</b>	<b>1,609,272</b>
Technical Services							
Engineering							
Infrastructure Services							
Expense							
26220	Salaries - Infrastructure Svs	1,145,018	1,075,272	(69,746)	10,771	1,843,300	687,511
26221	Other Employee Costs - Infrastructure Svs	121,179	167,869	46,690	14,110	211,300	76,011
26223	Office - Infrastructure Svs	15,874	25,662	9,788	7,417	44,000	20,709
26224	Motor Vehicles - Infrastructure Svs	46,570	50,225	3,655	0	86,100	39,530
26225	Depreciation - Infrastructure Svs	6,600	6,475	(125)	0	11,100	4,500
26227	Finance - Infrastructure Svs	(1,095,662)	(1,322,003)	(226,341)	0	(2,266,300)	(1,170,638)
26228	Insurance - Infrastructure Svs	63,986	85,900	21,914	0	85,900	21,914
26230	Other - Infrastructure Svs	32,957	47,537	14,580	3,851	81,500	44,692
26234	Professional Fees - Infrastructure Svs	115,017	125,419	10,402	142,740	215,000	(42,757)
26235	ICT Expenses - Infrastructure Svs	17,648	7,175	(10,473)	2,443	12,300	(7,791)
<b>Expense Total</b>		<b>469,185</b>	<b>269,531</b>	<b>(199,654)</b>	<b>181,334</b>	<b>324,200</b>	<b>(326,319)</b>
Infrastructure Services Total		469,185	269,531	(199,654)	181,334	324,200	(326,319)
Plant Operating							
Expense							
26525	Depreciation - Plant Operating	675,935	283,733	(392,202)	0	486,400	(189,535)
26527	Finance - Plant Operating	(563,749)	(660,158)	(96,409)	0	(1,131,700)	(567,951)
26532	Plant - Plant Operating	368,950	355,650	(13,300)	7,752	579,400	202,698
26533	Minor Parts & Workshop Tools - Plant Operating	18,449	27,081	8,632	2,129	42,000	21,422
26549	Loss Sale of Assets - Plant Operating	101,618	82,068	(19,550)	0	123,100	21,482
<b>Expense Total</b>		<b>601,203</b>	<b>88,374</b>	<b>(512,829)</b>	<b>9,880</b>	<b>99,200</b>	<b>(511,883)</b>
Income							
56501	Fees & Charges - Plant Operating	(29,176)	(20,419)	8,757	0	(35,000)	(5,824)
56510	Sundry Income - Plant operating	(28,902)	0	28,902	0	0	28,902
56515	Profit Sale of Assets - Plant Operating	(27,451)	0	27,451	0	0	27,451
<b>Income Total</b>		<b>(85,529)</b>	<b>(20,419)</b>	<b>65,110</b>	<b>0</b>	<b>(35,000)</b>	<b>50,529</b>
Plant Operating Total		515,674	67,955	(447,719)	9,880	64,200	(461,355)
Streets Roads and Depots							
Expense							
26625	Depreciation - Streets Roads & Depots	1,770,401	1,852,554	82,153	0	3,175,800	1,405,399
26626	Utility - Streets Roads & Depots	210,964	291,664	80,700	0	500,000	289,036
26630	Other	13,549	24,913	11,364	0	42,700	29,151
26640	Reinstatement - Streets Roads & Depot	3,174	6,538	3,364	0	11,200	8,026
26667	Road Maintenance / PC51	297,712	379,164	81,452	79,081	650,000	273,207
26668	Drainage Maintenance / PC52	171,020	291,664	120,644	67,097	500,000	261,884
26669	Footpath Maintenance / PC53	87,845	116,963	29,118	5,543	200,500	107,112
26670	Parking Signs / PC54	44,561	52,500	7,939	1,184	90,000	44,255
26671	Right of Way Maintenance / PC55	63,925	49,581	(14,344)	0	85,000	21,076
26672	Bus Shelter Maintenance / PC56	6,088	8,750	2,662	0	15,000	8,912
26673	Graffiti Control / PC57	9,243	16,044	6,801	2,484	27,500	15,773
26674	Streets Roads & Depot / PC89	172,901	65,331	(107,570)	11,391	112,000	(72,292)
<b>Expense Total</b>		<b>2,851,383</b>	<b>3,155,666</b>	<b>304,283</b>	<b>166,780</b>	<b>5,409,700</b>	<b>2,391,537</b>
Income							
56601	Fees & Charges - Streets Roads & Depots	(60,654)	(41,706)	18,948	0	(71,500)	(10,846)
56604	Grants Operating - Streets Roads & Depots	(68,516)	0	68,516	0	0	68,516
56606	Contributions & Reimburse - Streets Roads & Depots	(21,372)	(13,332)	8,040	0	(20,000)	1,372
56610	Sundry Income - Streets Roads & Depots	(148)	(5,831)	(5,683)	0	(10,000)	(9,852)
56611	Fines and Penalties - Streets Roads & Depots	(600)	0	600	0	0	600
<b>Income Total</b>		<b>(151,290)</b>	<b>(60,869)</b>	<b>90,421</b>	<b>0</b>	<b>(101,500)</b>	<b>49,790</b>
Streets Roads and Depots Total		2,700,094	3,094,797	394,704	166,780	5,308,200	2,441,327

Waste Minimisation							
Expense							
24520	Salaries - Waste Minimisation	146,728	115,906	(30,822)	580	198,700	51,392
24521	Other Employee Costs - Waste Minimisation	2,546	4,400	1,854	0	4,400	1,854
24524	Motor Vehicles - Waste Minimisation	3,730	0	(3,730)	0	0	(3,730)
24525	Depreciation - Waste Minimisation	44,540	52,969	8,429	0	90,800	46,260
24527	Finance - Waste Minimisation	77,435	77,406	(29)	0	132,700	55,265
24528	Insurance - Waste Minimisation	0	3,800	3,800	0	3,800	3,800
24538	Purchase of Product - Waste Minimisation	674	5,500	4,826	449	5,500	4,377
24552	Residential Kerbside - Waste Minimisation / PC71	1,102,395	1,065,747	(36,648)	765,406	1,827,000	(40,801)
24553	Residential Bulk - Waste Minimisation / PC72	123,350	336,875	213,525	105,925	577,500	348,225
24554	Commercial - Waste Minimisation / PC73	50,564	53,669	3,105	45,446	92,000	(4,010)
24555	Public Waste - Waste Minimisation / PC74	71,293	79,044	7,751	54,847	135,500	9,359
24556	Waste Strategy - Waste Minimisation / PC75	10,986	50,000	39,014	618	100,000	88,396
<b>Expense Total</b>		<b>1,634,241</b>	<b>1,845,316</b>	<b>211,075</b>	<b>973,272</b>	<b>3,167,900</b>	<b>560,387</b>
Income							
54501	Fees & Charges - Waste Minimisation	(3,397,055)	(3,367,987)	29,068	0	(3,374,700)	22,355
<b>Income Total</b>		<b>(3,397,055)</b>	<b>(3,367,987)</b>	<b>29,068</b>	<b>0</b>	<b>(3,374,700)</b>	<b>22,355</b>
Waste Minimisation Total		(1,762,814)	(1,522,671)	240,143	973,272	(206,800)	582,742
Building Maintenance							
Expense							
24120	Salaries - Building Maintenance	204,592	194,019	(10,573)	0	332,600	128,008
24121	Other Employee Costs - Building Maintenance	4,236	10,007	5,771	636	12,500	7,628
24123	Office - Building Maintenance	20	769	749	0	1,100	1,080
24124	Motor Vehicles - Building Maintenance	20,866	26,775	5,909	0	45,900	25,034
24125	Depreciation - Building Maintenance	1,144,913	1,255,622	110,709	0	2,152,500	1,007,587
24126	Utility - Building Maintenance / PC41,42,43	135,470	177,600	42,130	0	266,400	130,930
24127	Finance - Building Maintenance	90,370	90,356	(14)	0	154,900	64,530
24128	Insurance - Building Maintenance	61,970	47,200	(14,770)	0	93,600	31,630
24130	Other - Building Maintenance	1,669	2,331	662	254	4,000	2,077
24133	Building - Building Maintenance / PC58	475,628	705,167	229,539	296,821	1,211,400	438,951
<b>Expense Total</b>		<b>2,139,734</b>	<b>2,509,846</b>	<b>370,112</b>	<b>297,711</b>	<b>4,274,900</b>	<b>1,837,455</b>
Income							
54106	Contributions & Reimbursement - Building Maintenance	(42,610)	(33,332)	9,278	0	(50,000)	(7,390)
54109	Council Property - Building Maintenance	(167,614)	(168,350)	(736)	0	(288,600)	(120,986)
<b>Income Total</b>		<b>(210,224)</b>	<b>(201,682)</b>	<b>8,542</b>	<b>0</b>	<b>(338,600)</b>	<b>(128,376)</b>
Building Maintenance Total		1,929,510	2,308,164	378,654	297,711	3,936,300	1,709,079
<b>Engineering Total</b>		<b>3,851,649</b>	<b>4,217,776</b>	<b>366,127</b>	<b>1,628,977</b>	<b>9,426,100</b>	<b>3,945,474</b>
Parks Services							
Parks Services							
Expense							
26360	Depreciation - Parks Services	412,841	450,914	38,073	0	773,000	360,159
26365	Maintenance - Parks Services / PC59	2,294,444	2,499,889	205,445	149,039	3,979,000	1,535,517
<b>Expense Total</b>		<b>2,707,286</b>	<b>2,950,803</b>	<b>243,517</b>	<b>149,039</b>	<b>4,752,000</b>	<b>1,895,676</b>
Income							
56301	Fees & Charges - Parks & Ovals	(1,725)	0	1,725	0	0	1,725
56306	Contributions & Reimbursements - Parks Services	(5,350)	(1,332)	4,018	0	(2,000)	3,350
56309	Council Property - Parks Services	(40,945)	(38,206)	2,739	0	(65,500)	(24,555)
56310	Sundry Income - Parks Services	(8,999)	(5,332)	3,667	0	(8,000)	999
56312	Fines & Penalties - Parks & Ovals	0	(500)	(500)	0	(500)	(500)
<b>Income Total</b>		<b>(57,020)</b>	<b>(45,370)</b>	<b>11,650</b>	<b>0</b>	<b>(76,000)</b>	<b>(18,981)</b>
Parks Services Total		2,650,266	2,905,433	255,167	149,039	4,676,000	1,876,695
<b>Parks Services Total</b>		<b>2,650,266</b>	<b>2,905,433</b>	<b>255,167</b>	<b>149,039</b>	<b>4,676,000</b>	<b>1,876,695</b>
<b>Technical Services Total</b>		<b>6,501,915</b>	<b>7,123,209</b>	<b>621,294</b>	<b>1,778,016</b>	<b>14,102,100</b>	<b>5,822,169</b>
<b>City of Nedlands Total</b>							
		<b>(11,012,652)</b>	<b>(8,622,461)</b>	<b>2,390,191</b>	<b>2,255,937</b>	<b>2,155,940</b>	<b>10,912,655</b>

**CITY OF NEDLANDS**  
**CAPITAL WORKS & ACQUISITIONS**  
**AS AT 31 JANUARY 2017**

		January Actual YTD	Committed Balance	Annual Budget	Budget Available
2	Footpath Rehabilitation				
	2007 Smyth Road	5,306	148	50,000	44,546
	2017 Loch Street	50,070	0	56,700	6,630
	4101 Melvista Reserve	79,117	0	70,000	-9,117
	2500 Stirling HWY	59,081	4,301	320,000	256,618
	2452 School Sports Facility	0	0	30,000	30,000
	<b>Footpath Rehabilitation Total</b>	<b>193,574</b>	<b>4,449</b>	<b>526,700</b>	<b>328,677</b>
3	Road Rehabilitation				
	2012 Waratah Avenue	17,167	24,900	0	-42,066
	2036 Gallop Road	7,501	315,964	434,800	111,335
	2037 Elizabeth Street	3,199	1,599	0	-4,798
	2038 Jenkins Ave	0	0	0	0
	2039 Watkins Road	169,410	3,012	110,900	-61,522
	2049 Asquith Street	4,608	57,132	75,600	13,861
	2054 Broome Street	22,767	100,336	118,400	-4,703
	2095 Hardy Road	0	0	0	0
	2113 Loftus St	15,292	36,800	44,700	-7,392
	2119 Kitchener Street	2,947	1,758	230,500	225,795
	2150 Circe Circle North	10,648	28,638	40,300	1,014
	2195 Circe Circle South	0	0	0	0
	2167 Swansea Street	117,378	12,356	102,100	-27,634
	2104 Langham Street	-637	0	0	637
	2174 Sayer Street	8,610	0	113,400	104,790
	2105 Kinninmont Avenue	0	0	0	0
	2106 Boronia Avenue	421,171	93,744	615,900	100,985
	2022 Adelma Rd/PL	118,554	2,127	75,600	-45,081
	2035 Edward Street	6,461	190,815	253,600	56,324
	2044 Leon Road	51,059	105,961	477,500	320,480
	2065 Hillway	13,503	1,347	424,300	409,451
	2068 Taylor Road	25,231	241,229	520,100	253,640
	2092 Nardina Crescent	4,885	207	171,400	166,308
	2117 Lyons Street	105,098	19,626	63,000	-61,723
	2161 School Road	21,937	59,606	78,000	-3,543
	2407 ITXN - Alfred / Nidjalla	27,522	9,457	72,000	35,021
	<b>Road Rehabilitation Total</b>	<b>1,174,311</b>	<b>1,306,613</b>	<b>4,022,100</b>	<b>1,541,176</b>
4	Drainage Rehabilitation				
	2024 Carrington Street	4,446	0	50,400	45,954
	2039 Watkins Road	5,039	0	25,200	20,161
	2200 John XXII Avenue	0	0	0	0
	2085 Walpole Street	0	0	0	0
	2190 Riverview Ct	1,569	0	450,000	448,431
	2226 Waratah Place	1,569	0	50,400	48,831
	2050 Strickland Street	1,569	0	90,000	88,431
	<b>Drainage Rehabilitation Total</b>	<b>14,192</b>	<b>0</b>	<b>666,000</b>	<b>651,808</b>
5	Street Furniture / Bus Shelter				
	4057 Beaton Park	0	0	111,500	111,500
	9000 City Wide	25,282	9,932	90,400	55,186
	<b>Street Furniture / Bus Shelter Total</b>	<b>25,282</b>	<b>9,932</b>	<b>201,900</b>	<b>166,686</b>
6	Grant Funded Projects				
	2019 Princess Road	506,143	13,664	422,400	-97,408
	2084 Clement Street	0	0	0	0
	2401 INTXN - Brockway/Brookdale /Underwood	29,032	40,176	907,700	838,492
	2403 INTXN - Gugerl St/Railway Rd/Loch St	6,251	65,127	461,500	390,122
	2069 Bulimba Road	49,434	2,116	500,000	448,450
	2072 Barcoo Avenue	1,776	0	0	-1,776
	2169 Greenville Street	169,827	3,232	330,000	156,941
	2070 Waroonga Road	183,368	27,765	401,200	190,067
	2071 Rockton Road	202,304	37,661	416,000	176,035
	<b>Grant Funded Projects Total</b>	<b>1,148,137</b>	<b>189,741</b>	<b>3,438,800</b>	<b>2,100,923</b>
11	Building Construction				
	4000 100 Princess Rd - John Leckie Pavilion	350	0	0	-350
	4001 Kirkwood Rd - Allen Park Lower Pavilion	955,437	51,586	715,000	-292,023

## Attachment to Item 13.6

	4003	Broome St - Council Depot	84,338	8,178	123,500	30,984
	4004	Webster St - Drabble House	0	0	0	0
	4008	60 Stirling Hwy - Nedlands Library	29,229	2,545	64,400	32,626
	4009	53 Jutland Pde - PRCC	6,390	20,591	40,000	13,019
	4010	97 Wartah Ave - NCC	1,642	0	18,900	17,258
	4012	19 Haldane St - MTC Community Centre	7,904	1,632	0	-9,536
	4016	67 Stirling Highway - Maisonettes	0	0	0	0
	4018	21 Tyrell St - Tresillian	0	0	0	0
	4019	84 Beatrice Rd - Adam A. Pavilion (Collegians AFC)	18,559	805	0	-19,363
	4020	71 Stirling Hwy - Administration Bldg	175,713	29,862	281,200	75,625
	4021	110 Smyth Road - Cottage Bldg	49,830	0	45,000	-4,830
	4022	Public Toilets/Changerooms	0	0	56,700	56,700
	4046	Verdun St-Highview Pk Hockey PvlN (Suburban Lions	0	0	0	0
	4052	Allen Park (Master Plan)	471	0	67,500	67,029
	9000	City Wide	10,170	14,817	50,400	25,413
	4027	Mt Claremont Changerooms	3,406	69	15,000	11,525
	<b>Building Construction Total</b>		<b>1,343,438</b>	<b>130,085</b>	<b>1,477,600</b>	<b>4,077</b>
12	Off Street Parking					
	2007	Smyth Road	235,499	1,492	0	-236,991
	2175	Odern Crescent (Bridge Club)	0	0	170,000	170,000
	<b>Off Street Parking Total</b>		<b>235,499</b>	<b>1,492</b>	<b>170,000</b>	<b>-66,991</b>
14	Parks & Reserves Construction					
	4051	Administration Surrounds	0	7,028	9,700	2,672
	4052	Allen Park	0	0	0	0
	4057	Beaton Park	43,285	3,265	1,346,300	1,299,750
	4064	Brockman Reserve	0	8,267	9,700	1,433
	4071	Charles Ct Reserve	0	0	284,300	284,300
	4072	College Park	0	0	0	0
	4079	David Cruickshank Reserve	55,189	16,970	424,200	352,041
	4082	Dott Bennett Park	289	6,984	22,500	15,227
	4083	Sunset Foreshore	0	0	0	0
	4092	Hollywood Tennis Court Reserve	0	0	0	0
	4096	Lawler Park	0	0	30,800	30,800
	4098	Leura Park	4,199	0	4,500	301
	4106	Mount Claremont Ponds	130,362	0	135,000	4,638
	4111	Nedlands Library Surrounds	8,559	0	5,000	-3,559
	4118	Peace Memorial Rose Garden	9,935	138	9,000	-1,073
	4125	Right of Way Pruning	0	0	0	0
	4130	St Peters Square Gardens	64,330	0	74,900	10,570
	4131	Street Gardens and Verges	19,788	6,502	27,000	710
	4132	Street Tree Maintenance	247	0	18,000	17,753
	4133	Street Tree Replacement	721	0	45,000	44,279
	4137	Swanbourne Beach Reserve	0	6,670	58,500	51,830
	4138	The Marlows	0	0	60,000	60,000
	4142	Zamia Park	0	0	0	0
	4154	Hollywood Reserve	0	7,745	15,300	7,555
	4167	River Foreshore Maintenance	0	0	41,000	41,000
	4169	River Wall Restoration	16,261	169,811	1,224,000	1,037,927
	9000	City Wide	0	0	0	0
	4300	Bore Installation MTC G/Water Monitoring	0	0	30,000	30,000
	<b>Parks &amp; Reserves Construction Total</b>		<b>353,165</b>	<b>233,382</b>	<b>3,874,700</b>	<b>3,288,153</b>
15	Plant & Equipment					
	7500	Technical Svs - Engineering	205,238	0	222,800	17,562
	7501	Development Svs - Town Planning	65,366	0	47,100	-18,266
	7502	Development Svs - Building Svs	0	19,109	25,900	6,791
	7505	Development Svs - Ranger Svs	114,710	0	139,500	24,790
	7506	Governance - Governance	67,366	0	70,500	3,134
	7507	Development Svs - Environmental Health	62,226	0	72,400	10,174
	7509	Technical Svs - Parks Svs	488,890	99,240	539,900	-48,230
	7515	Corporate & Strategy - ICT	37,411	19,109	64,700	8,180
	7516	Technical Svs - Plant Operating	5,495	0	0	-5,495
	<b>Plant &amp; Equipment Total</b>		<b>1,046,703</b>	<b>137,458</b>	<b>1,182,800</b>	<b>-1,361</b>
16	ICT Capital Projects					
	6039	Library System Software	10,199	0	70,000	59,801
	6053	Hardware	2,048	0	26,100	24,052
	6054	Software	0	0	36,000	36,000
	6055	Mobility	25,380	0	27,000	1,620
	<b>ICT Capital Projects Total</b>		<b>37,627</b>	<b>0</b>	<b>159,100</b>	<b>121,473</b>

## Attachment to Item 13.6

17	Greenway Development					
	4122	Point Resolution Reserve - Path Upgrade	0	0	0	0
	4161	Railway Reserve	0	7,239	54,800	47,561
	4172	Point Resolution Reserve - Greeway	4,745	0	8,500	3,755
	Greenway Development Total		4,745	7,239	63,300	51,316
18	Furniture & Fixture					
	4003	Broome St - Council Depot	2,554	0	0	-2,554
	9000	City Wide	0	5,000	0	-5,000
	Furniture & Fixture Total		2,554	5,000	0	-7,554
19	Public Art					
	9000	City Wide	17,616	0	0	-17,616
	Public Art Total		17,616	0	0	-17,616
City of Nedlands Total			5,596,844	2,025,391	15,783,000	8,160,766

**CITY OF NEDLANDS**  
**NOTES TO THE STATEMENT OF FINANCIAL ACTIVITY**  
**CLOSING FUNDS**

FOR THE PERIOD ENDING 31 JANUARY 2017

	2016/17 YTD 31 January 2017	2015/16 YTD 31 January 2016
<b>Current Assets</b>		
Cash & Cash Equivalents	19,777,135	21,623,194
Receivable - Rates Outstanding	3,961,627	3,846,609
Receivable - Sundry Debtor	242,504	289,112
Receivable - Self Supporting Loan	6,265	0
GST Receivable	248,437	56,390
Prepayments	133,944	169,470
Less: Provision for Doubtful Debts	(1,170)	(24,522)
Inventories	(1,504)	8,223
	<b>24,367,238</b>	<b>25,968,476</b>
<b>Current Liabilities</b>		
Payable - Sundry Creditors	(443,379)	(24,072)
Payable - ESL	(1,540,440)	(1,423,485)
Accrued Salaries and Wages	(49,997)	(105,252)
Staff Provisions	(1,907,649)	(1,724,882)
Current Loan Liability	(409,428)	(1,091,647)
	<b>(4,350,893)</b>	<b>(4,369,338)</b>
	<b>20,016,345</b>	<b>21,599,138</b>
Less: Restricted Reserves	(4,053,942)	(4,214,145)
Add Back: Current Loan Liability	409,428	1,091,647
<b>*Net Current Assets</b>	<b>16,371,831</b>	<b>18,476,640</b>

**CITY OF NEDLANDS**  
**STATEMENT OF FINANCIAL ACTIVITY**  
**BY DIRECTORATES**  
**FOR THE PERIOD ENDED 31 JANUARY 2017**

Note	2016-17 Annual Budget \$	January 17 YTD Budget \$	January 17 YTD Actual \$	January 17 YTD Variance \$	Variance %
<b>Operating Income</b>					
Governance	420,300	265,216	157,706	107,510	-40.5%
Corporate & Strategy	23,019,280	22,555,209	22,929,395	(374,186)	1.7%
Community Development	2,304,300	1,523,317	1,637,411	(114,094)	7.5%
Planning & Development Services	1,729,000	970,032	1,144,949	(174,917)	18.0%
Technical Services	3,925,800	3,696,327	3,901,117	(204,790)	5.5%
	<b>31,398,680</b>	<b>29,010,101</b>	<b>29,770,578</b>	<b>(760,477)</b>	2.6%
<b>Operating Expense</b>					
Governance	(3,119,800)	(2,028,549)	(1,667,293)	(361,256)	17.8%
Corporate & Strategy	(1,255,520)	(829,350)	(554,768)	(274,582)	33.1%
Community Development	(5,613,000)	(3,287,399)	(2,999,401)	(287,998)	8.8%
Planning & Development Services	(5,538,400)	(3,422,806)	(3,133,314)	(289,492)	8.5%
Technical Services	(18,027,900)	(10,819,536)	(10,403,031)	(416,505)	3.8%
	<b>(33,554,620)</b>	<b>(20,387,640)</b>	<b>(18,757,807)</b>	<b>(1,629,833)</b>	8.0%
<b>Capital Income</b>					
Grants Capital	5,054,000		620,775		
Proceeds from Disposal of Assets	571,600		427,035		
New Borrowings	1,100,000		0		
Self Supporting Loan Principal Repayments	12,435		9,219		
Transfer from Reserve	2,175,000		0		
	<b>8,913,035</b>		<b>1,057,029</b>		
<b>Capital Expenditure</b>					
Major Project - Grants/Contribution	0		(30,705)		
Land & Buildings	(1,477,600)		(1,343,438)		
Infrastructure - Road	(9,025,500)		(2,790,995)		
Infrastructure - Parks	(3,938,000)		(357,910)		
Plant & Equipment	(1,182,800)		(1,046,703)		
Furniture & Equipment	(204,100)		(57,797)		
Repayment of Debentures	(939,810)		(530,382)		
Transfer to Reserves	(643,850)		(60,049)		
	<b>(17,411,660)</b>		<b>(6,217,979)</b>		
<b>Total Operating and Non-Operating</b>	<b>(10,654,565)</b>		<b>5,851,821</b>		
<b>Adjustment - Non Cash Items</b>					
Depreciation	7,300,900		4,344,916		
Receivables/Provisions/Other Accruals	(400)		(6)		
(Profit) on Sale of Assets	0		(27,451)		
Loss on Sale of Assets	123,100		101,618		
ADD - Surplus/(Deficit) 1 July b/f	2,831,529		6,100,933		
LESS - Surplus/(Deficit) 30 June c/f	(399,436)		16,371,831		
	<b>10,654,565</b>		<b>(5,851,821)</b>		

**13.7 Monthly Investment Report – January 2017**

<b>Council</b>	23 May 2017
<b>Applicant</b>	City of Nedlands
<b>Officer</b>	Vanaja Jayaraman – Acting Manager Finance
<b>Director</b>	Lorraine Driscoll
<b>File Reference</b>	FIN-FS-00007
<b>Previous Item</b>	Nil

PLEASE NOTE: This report was erroneously omitted from the agenda of the February Council meeting due to resourcing & process issues, all of which have now been resolved. Procedures are now in place to ensure these reports are not overlooked in future. As required, this report is now being submitted to Council.

**Regulation 11(da) – Not Applicable – Recommendation Adopted**

Moved – Councillor Hassell  
 Seconded – Councillor Shaw

**That the Recommendation to Council be adopted.**  
 (Printed below for ease of reference)

**CARRIED UNANIMOUSLY 10/-**

**Council Resolution / Recommendation to Council**

**Council receives the Investment Report for the period ended 31 January 2017.**

**Executive Summary**

In accordance with the Council's Investment Policy, Administration is required to present a summary of investments to Council on a monthly basis.

**Strategic Plan**

KFA: Governance and Civic Leadership

This report is in accordance with the Council's Investment Policy and demonstrates the investment of City's surplus cash in a sustainable and responsible manner.

**Background**

Council's Investment Policy requires a summary of investments to be presented to Council on a monthly basis.



## Consultation

Required by legislation:

Yes ☐

No ☒

Required by City of Redlands policy:

Yes ☐

No ☒

## Legislation / Policy

Investment of Council Funds Policy

Section 6.14 of the *Local Government Act 1995*

## Budget/Financial Implications

Investment income is steady as per budget.

## Risk Management

The Investment Policy of the City, which is reviewed each year by the Audit and Risk Committee of Council, is structured so as to minimise any risks associated with the City's cash investments. The officers adhere to this Policy, and continuously monitor market conditions to ensure that the City obtains attractive and optimum yields without compromising on risk management.

## Discussion

The Investment Summary shows that as at 31 January 2017 the City held the following funds in investments:

Municipal Funds	\$ 10,766,135.55
Reserve Funds	\$ 4,053,942.91
Total	<u>\$ 14,820,078.46</u>

The total interest earned from investments as at 31 January 2017 was \$199,257.31.

The Investment Portfolio comprises holdings in the following institutions:

Financial Institution	Funds Invested	Interest Rate	Proportion of Portfolio
NAB	\$4,764,847.45	2.56% - 2.80%	32.15%
Westpac	\$4,100,569.41	2.60% - 2.75%	27.67%
ANZ	\$2,346,966.09	1.70% - 2.60%	15.84%
CBA	\$3,607,695.51	1.30% - 2.54%	24.34%
<b>Total</b>	<b>\$14,820,078.46</b>		<b>100.00%</b>

## **Conclusion**

The Investment Report is presented to Council.

## **Attachments**

1. Investment Report for the period ended 31 January 2017

**INVESTMENTS REPORT**  
**FOR THE PERIOD ENDED 31 JANUARY 2017**

Particulars	Interest Rate	Invest. Date	Maturity Date	Period Days	NAB *AA-/Stable/A-1+	Westpac *AA-/Stable/A-1+	ANZ *AA-/Stable/A-1+	CBA *AA-/Stable/A-1+	Total	Interest YTD Accumulated
<b>RESERVE INVESTMENTS</b>										
Plant Replacement	1.70%	11-Aug-16	11-Feb-17	184			\$148,236.89		\$148,236.89	\$1,693.24
City Development - Western Zone	2.54%	22-Nov-16	21-Apr-17	150				\$453,675.10	\$453,675.10	\$6,519.66
North Street	2.65%	22-Dec-16	22-Jun-17	182	\$739,722.91				\$739,722.91	\$11,673.99
Welfare - General	2.54%	22-Nov-16	21-Apr-17	150				\$296,437.32	\$296,437.32	\$4,433.69
Welfare - NCC	2.54%	22-Nov-16	21-Apr-17	150				\$164,297.69	\$164,297.69	\$2,457.33
Welfare - PRCC	1.30%	N/A	N/A	N/A				\$15,259.52	\$15,259.52	\$64.41
Services - Tawarri 1	2.65%	22-Dec-16	22-Jun-17	182	\$63,392.53				\$63,392.53	\$1,001.87
Services General	2.60%	30-Jan-17	31-Jul-17	182	\$923,944.15				\$923,944.15	\$15,158.71
Services - Tawarri 2	1.70%	11-Aug-16	11-Feb-17	184			\$108,629.68		\$108,629.68	\$1,240.82
Insurance	1.70%	11-Aug-16	11-Feb-17	184			\$60,466.88		\$60,466.88	\$747.34
Waste Management	2.54%	22-Nov-16	21-Apr-17	150				\$475,715.50	\$475,715.50	\$5,865.58
City Development - Swanbourne	2.54%	22-Nov-16	21-Apr-17	150				\$125,014.33	\$125,014.33	\$1,869.79
City Building - General	2.65%	22-Dec-16	22-Jun-17	182	\$453,796.48				\$453,796.48	\$7,149.00
City Building - PRCC - CLOSED					\$0.00				\$0.00	\$79.59
City Building - PRCC	1.30%	N/A	N/A	N/A				\$25,353.92	\$25,353.92	\$94.24
<b>TOTAL RESERVE INVESTMENTS</b>					<b>\$2,180,856.06</b>	<b>\$0.00</b>	<b>\$317,333.45</b>	<b>\$1,555,753.39</b>	<b>\$4,053,942.91</b>	<b>\$60,049.26</b>
<b>MUNICIPAL INVESTMENTS</b>										
Muni Investment NS31	2.75%	31-Jan-17	28-Feb-17	28		\$2,078,221.00			\$2,078,221.00	\$30,347.95
Muni Investment #127 - NAB	2.66%	13-Dec-16	13-Jun-17	182	\$531,236.08				\$531,236.08	\$8,913.76
Muni Investment #131 - ANZ	2.50%	18-Oct-16	18-Feb-17	123			\$512,548.50		\$512,548.50	\$7,057.02
Muni Investment #136 - CBA - CLOSED								\$0.00	\$0.00	\$451.93
Muni Investment #142 - CBA	2.51%	14-Oct-16	13-Feb-17	122				\$1,040,297.26	\$1,040,297.26	\$15,540.43
Muni Investment #146 - NAB	2.80%	5-Aug-16	1-Feb-17	180	\$1,041,713.41				\$1,041,713.41	\$17,212.94
Muni Investment #149 - WBC-CLOSED						\$0.00			\$0.00	\$13,052.65
Muni Investment #150 - ANZ	2.50%	23-Nov-16	23-Mar-17	120			\$758,482.78		\$758,482.78	\$8,482.78
Muni Investment #151 - ANZ	2.60%	23-Aug-16	23-Feb-17	184			\$758,601.37		\$758,601.37	\$8,601.37
Muni Investment #152 - NAB	2.56%	30-Jan-17	1-May-17	91	\$1,011,041.90				\$1,011,041.90	\$11,041.90
Muni Investment #153 - NAB-CLOSED					\$0.00				\$0.00	\$6,530.46
Muni Investment #154 - ANZ-CLOSED							\$0.00		\$0.00	\$11,363.50
Muni Investment #155 - CBA	2.52%	17-Oct-16	18-Apr-17	183				\$1,011,644.86	\$1,011,644.86	\$11,644.86
Muni Investment #156 - WBC	2.60%	30-Nov-16	30-May-17	181		\$1,011,125.39			\$1,011,125.39	\$11,125.39
Muni Investment #157 - WBC	2.66%	30-Aug-16	28-Feb-17	182		\$1,011,223.01			\$1,011,223.01	\$11,222.74
<b>TOTAL MUNICIPAL INVESTMENTS</b>					<b>\$2,583,991.39</b>	<b>\$4,100,569.41</b>	<b>\$2,029,632.64</b>	<b>\$2,051,942.12</b>	<b>\$10,766,135.55</b>	<b>\$172,589.69</b>
<b>TOTAL</b>				<b>TOTAL</b>	<b>\$4,764,847.45</b>	<b>\$4,100,569.41</b>	<b>\$2,346,966.09</b>	<b>\$3,607,695.51</b>	<b>\$14,820,078.46</b>	<b>\$232,638.94</b>

\* Credit Rating - Source: Standard &amp; Poor's

Proportion Portfolio	32.15%	27.67%	15.84%	24.34%
----------------------	--------	--------	--------	--------

**13.8 Monthly Financial Report – April 2017**

<b>Council</b>	23 May 2017
<b>Applicant</b>	City of Nedlands
<b>Officer</b>	Vanaja Jayaraman – Acting Manager Finance
<b>Director</b>	Lorraine Driscoll
<b>Attachments</b>	<ol style="list-style-type: none"> <li>1. Financial Summary (Operating) by Business Units – 30 April 2017</li> <li>2. Capital Works &amp; Acquisitions – 30 April 2017</li> <li>3. Net Current Assets – 30 April 2017</li> <li>4. Statement of Activity – 30 April 2017</li> </ol>

**Regulation 11(da) – Not Applicable – Recommendation Adopted**

Moved – Councillor Hassell

Seconded – Councillor Hodsdon

**That the Recommendation to Council be adopted.**

(Printed below for ease of reference)

**CARRIED UNANIMOUSLY 10/-**

**Council Resolution / Recommendation to Committee**

**Council receives the Monthly Financial Report for 30 April 2017.**

**Executive Summary**

Administration is required to provide Council with a monthly financial report in accordance with *Regulation 34(1) of the Local Government (Financial Management) Regulations 1996*. The monthly financial variance from the budget of each business unit is reviewed with the respective manager and the Executive to identify the need for any remedial action. Significant variances are highlighted to Council in the attached Monthly Financial Report.

**Discussion/Overview**

The monthly financial management report meets the requirements of *Regulation 34(1) and 34(5) of the Local Government (Financial Management) Regulations 1996*.

The monthly financial variance from the budget of each business unit is reviewed with the respective Manager and the Executive to identify the need for any remedial action. Significant variances are highlighted to Council in the Monthly Financial Report.

This report gives an overview of the revenue and expenses of the City for the month of April 2017 together with a Net Assets Statement as at 30 April 2017.

The operating revenue at the end of April 2017 was \$31.186 M which represents a \$0.309 M favourable variance compared to the year-to-date budget.

The total operating expense at the end of April 2017 was \$25.547 M, showing a favourable budget variance of \$2.162 M.

The attached Operating Statement compares “Actual” with “Budget” by Business Units. Variations from the budget of revenue and expenses by Directorates are highlighted in the following paragraphs.

### **Governance**

Expenditure:	Favourable variance of	\$ 443,578
Revenue:	Unfavourable variance of	\$ 117,787

The favourable expenditure variance is mainly due to expenses in ICT, special projects and professional fees which have yet to be allocated or expended. Reduced expenses in Other Employee costs, Office expenses and staff recruitment expenses also contributed to favourable variance.

The unfavourable revenue variance is due to the timing differences between budget and projects time-line of the WESROC projects.

### **Corporate and Strategy**

Expenditure:	Favourable variance of	\$ 413,151
Revenue:	Favourable variance of	\$ 131,201

The favourable expenditure variance is mainly due to timing differences in the ICT related expenses and professional fees of \$243k, Special Projects of \$92k. Savings in salaries of \$25k, and interest of \$44k.

The favourable revenue variance is due to better performance on interim rates \$149k offset against a lower instalment interest income.

### **Community Development**

Expenditure:	Favourable variance of	\$452,717
Revenue:	Unfavourable variance of	\$ 50,112

The favourable expenditure variance is mainly due to a lower community development donation payment of \$29k, and community events yet to be organised of \$38k, savings on salaries of \$143k, Library Services ICT and books purchase of \$63k and HACC cost of \$61k yet to be expended.

The Unfavourable revenue variance is due to timing difference in HACC unit cost allocation.

## Planning and Development

Expenditure:	Favourable variance of	\$ 340,448
Revenue:	Favourable variance of	\$ 115,623

The favourable expenditure variance is mainly due to savings in salaries of Environmental health \$44k, Other health \$40k and environment conservation project of \$176k and reduced Professional fees in Building services of \$28k. The favourable revenue variance is mainly due to increased revenue from Building services of \$104k, Environmental Health services of \$37k and Ranger Services \$33k.

## Technical Services

Expenditure:	Favourable variance of	\$513,016
Revenue:	Favourable variance of	\$230,225

The favourable expenditure variance is largely due to a lesser street lighting charges and residential bulk waste minimisation, and infrastructure and asset maintenance expenses yet to be expended. Also reduced professionals fees on Infrastructure services \$128k.

The favourable revenue variance is due to extra revenue on waste services of \$47k, unbudgeted insurance claim of \$29k, and surplus operating grant received of \$68k.

## Capital Works Programme

At the end of April, the expenditure on capital works were \$8.551 M with further commitments of \$4.647 M which is 90% of a total budget of \$14.53M which included \$1.4M carry over.

## Net Current Assets Statement

At 30 April 2017, net current assets were \$10.157 M compared to \$11.847 M in prior period. This is mainly due to a higher creditor payment of \$1.65 M in April. Sundry debtors are at similar level and Rates Outstanding higher by \$308k.

## Conclusion

The statement of financial activity for the period ended 30 April 2017 indicates that operating expenses are under the year-to-date budget by 7.8% or \$2.16 M, while revenue is above the Budget by 1% or \$0.309 M.

## Key Relevant Previous Council Decisions:

Nil.

**Consultation**

N/A

**Budget/Financial Implications**

As outlined in the Monthly Financial Report.

**CITY OF NEDLANDS**  
**FINANCIAL SUMMARY - OPERATING - BY BUSINESS UNIT**  
**AS AT 31 APRIL 2017**

Master Account		April Actual YTD	April Budget YTD	Variance	Committed Balance	Annual Budget	Budget Available
Governance							
CEO's Office							
Governance							
Expense							
20420	Salaries - Governance	666,838	692,090	25,252	0	830,500	163,662
20421	Other Employee Costs - Governance	28,111	36,330	8,219	0	41,000	12,889
20423	Office - Governance	21,516	23,330	1,814	2,889	27,000	2,595
20424	Motor Vehicles - Governance	11,187	9,170	(2,017)	0	11,000	(187)
20425	Depreciation - Governance	124,902	160,000	35,098	0	192,000	67,098
20427	Finance - Governance	198,200	198,170	(30)	0	237,800	39,600
20428	Insurance - Governance	207,695	207,700	5	0	207,700	5
20430	Other - Governance	2,645	15,000	12,355	0	15,000	12,355
20434	Professional Fees - Governance	24,791	50,000	25,209	0	50,000	25,209
20450	Special Projects - Governance / PC93	203,481	353,190	149,709	19,329	424,000	201,190
<b>Expense Total</b>		<b>1,489,367</b>	<b>1,744,980</b>	<b>255,613</b>	<b>22,218</b>	<b>2,036,000</b>	<b>524,415</b>
Income							
50410	Sundry Income - Governance	(238,489)	(332,180)	(93,691)	0	(390,300)	(151,811)
<b>Income Total</b>		<b>(238,489)</b>	<b>(332,180)</b>	<b>(93,691)</b>	<b>0</b>	<b>(390,300)</b>	<b>(151,811)</b>
Governance Total		1,250,878	1,412,800	161,922	22,218	1,645,700	372,604
Communications							
Expense							
28320	Salaries - Communications	237,404	227,830	(9,574)	0	273,400	35,997
28321	Other Employee Costs - Communications	8,676	13,800	5,124	550	13,800	4,574
28323	Office - Communications	52,222	69,350	17,128	5,005	80,100	22,873
28327	Finance - Communications	61,200	61,170	(30)	0	73,400	12,200
28330	Other - Communications	6,610	16,900	10,290	651	16,900	9,639
28334	Professional Fees - Communications	600	420	(180)	0	500	(100)
28335	ICT Expenses - Communications	26,645	43,200	16,555	0	48,200	21,555
28350	Special Projects - Communications / PC 90	19,832	23,000	3,168	0	23,000	3,168
<b>Expense Total</b>		<b>413,189</b>	<b>455,670</b>	<b>42,481</b>	<b>6,205</b>	<b>529,300</b>	<b>109,906</b>
Communications Total		413,189	455,670	42,481	6,205	529,300	109,906
Human Resources							
Expense							
20520	Salaries - HR	243,112	258,590	15,478	0	310,300	67,188
20521	Other Employee Costs - HR	97,647	150,215	52,568	4,118	173,100	71,335
20522	Staff Recruitment - HR	6,018	27,500	21,482	1,000	33,000	25,982
20523	Office - HR	2,706	18,660	15,954	2,500	19,000	13,794
20524	Motor Vehicles - HR	9,446	7,900	(1,546)	0	7,900	(1,546)
20525	Depreciation - HR	389	420	31	0	500	111
20527	Finance - HR	(533,400)	(533,413)	(13)	0	(640,100)	(106,700)
20530	Other - HR	800	2,500	1,700	0	2,600	1,800
20534	Professional Fees - HR	54,900	58,170	3,270	18,873	69,000	(4,773)
20535	ICT Expenses - HR	0	35,000	35,000	0	35,000	35,000
<b>Expense Total</b>		<b>(118,382)</b>	<b>25,542</b>	<b>143,924</b>	<b>26,491</b>	<b>10,300</b>	<b>102,191</b>
Income							
50510	Contributions & Reimbursements - HR	(905)	(25,000)	(24,095)	0	(30,000)	(29,095)
<b>Income Total</b>		<b>(905)</b>	<b>(25,000)</b>	<b>(24,095)</b>	<b>0</b>	<b>(30,000)</b>	<b>(29,095)</b>
Human Resources Total		(119,286)	542	119,828	26,491	(19,700)	73,095
Members Of Council							
Expense							
20323	Office - MOC	24,957	33,340	8,383	4,330	40,000	10,713
20325	Depreciation - MOC	724	750	26	0	900	176
20329	Members of Council - MOC	390,683	378,430	(12,253)	0	454,100	63,417
20330	Other - MOC	425	5,830	5,405	0	7,000	6,575
<b>Expense Total</b>		<b>416,789</b>	<b>418,350</b>	<b>1,561</b>	<b>4,330</b>	<b>502,000</b>	<b>80,881</b>
Members Of Council Total		416,789	418,350	1,561	4,330	502,000	80,881
<b>CEO's Office Total</b>		<b>1,961,570</b>	<b>2,287,362</b>	<b>325,792</b>	<b>59,244</b>	<b>2,657,300</b>	<b>636,486</b>
<b>Governance Total</b>		<b>1,961,570</b>	<b>2,287,362</b>	<b>325,792</b>	<b>59,244</b>	<b>2,657,300</b>	<b>636,486</b>
Corporate & Strategy							
Corporate Strategy & Systems							
Customer Services							
Expense							
21320	Salaries - Customer Service	261,299	258,250	(3,049)	0	309,900	48,601
21321	Other Employee Costs - Customer Service	2,755	6,100	3,345	0	7,200	4,445
21323	Office - Customer Service	5,363	4,250	(1,113)	3,298	5,100	(3,561)



## Attachment to Item 13.8

21327	Finance - Customer Service	(246,600)	(246,583)	17	0	(295,900)	(49,300)
21330	Other - Customer Service	0	1,000	1,000	0	1,000	1,000
<b>Expense Total</b>		<b>22,817</b>	<b>23,017</b>	<b>200</b>	<b>3,298</b>	<b>27,300</b>	<b>1,185</b>
Customer Services Total		22,817	23,017	200	3,298	27,300	1,185
ICT							
Expense							
21720	Salaries - ICT	337,172	347,670	10,498	0	417,200	80,028
21721	Other Employee Costs - ICT	24,472	25,600	1,128	0	33,100	8,628
21723	Office - ICT	34,871	41,670	6,799	0	50,000	15,129
21724	Motor Vehicles - ICT	16,885	17,500	615	0	21,000	4,115
21725	Depreciation - ICT	189,103	188,000	(1,103)	0	225,600	36,497
21727	Finance - ICT	(1,482,000)	(1,481,996)	4	0	(1,778,400)	(296,400)
21728	Insurance - ICT	0	0	0	0	0	0
21730	Other - ICT	7	1,000	993	0	1,000	993
21734	Professional Fees - ICT	15,705	45,830	30,125	15,332	55,000	23,963
21735	ICT Expenses - ICT	464,350	677,413	213,063	13,973	812,900	334,577
21750	Special Projects - ICT	38,753	91,670	52,917	0	110,000	71,247
<b>Expense Total</b>		<b>(360,682)</b>	<b>(45,643)</b>	<b>315,039</b>	<b>29,305</b>	<b>(52,600)</b>	<b>278,777</b>
Income							
51706	Contributions & Reimbursements - ICT	(3,960)	0	3,960	0	0	3,960
<b>Income Total</b>		<b>(3,960)</b>	<b>0</b>	<b>3,960</b>	<b>0</b>	<b>0</b>	<b>3,960</b>
ICT Total		(364,642)	(45,643)	318,999	29,305	(52,600)	282,737
Records							
Expense							
22020	Salaries - Records	271,122	242,000	(29,122)	0	290,400	19,278
22021	Other Employee Costs - Records	4,778	7,135	2,357	2,091	7,800	931
22023	Office - Records	519	1,070	551	0	1,200	681
22027	Finance - Records	(402,100)	(402,083)	17	0	(482,500)	(80,400)
22030	Other - Records	11,306	15,255	3,949	2,836	18,300	4,158
22034	Professional Fees - Records	124,703	117,500	(7,203)	6,475	141,000	9,822
<b>Expense Total</b>		<b>10,328</b>	<b>(19,123)</b>	<b>(29,451)</b>	<b>11,402</b>	<b>(23,800)</b>	<b>(45,531)</b>
Income							
52001	Fees & Charges - Records	(828)	(665)	163	0	(800)	28
<b>Income Total</b>		<b>(828)</b>	<b>(665)</b>	<b>163</b>	<b>0</b>	<b>(800)</b>	<b>28</b>
Records Total		9,501	(19,788)	(29,289)	11,402	(24,600)	(45,503)
<b>Corporate Strategy &amp; Systems Total</b>		<b>(332,324)</b>	<b>(42,414)</b>	<b>289,910</b>	<b>44,005</b>	<b>(49,900)</b>	<b>238,419</b>
Finance							
Rates							
Expense							
21920	Salaries - Rates	69,374	65,080	(4,294)	0	78,100	8,726
21921	Other Employee Costs - Rates	1,048	1,100	52	0	1,100	52
21923	Office - Rates	12,908	0	(12,908)	164	0	(13,072)
21927	Finance - Rates	111,432	109,660	(1,772)	0	131,600	20,168
21930	Other - Rates	15,648	27,500	11,852	0	33,000	17,352
21934	Professional Fees - Rates	49,535	62,500	12,965	3,950	67,000	13,515
<b>Expense Total</b>		<b>259,946</b>	<b>265,840</b>	<b>5,894</b>	<b>4,114</b>	<b>310,800</b>	<b>46,740</b>
Income							
51908	Rates - Rates	(22,224,478)	(22,061,810)	162,668	0	(22,073,730)	150,748
<b>Income Total</b>		<b>(22,224,478)</b>	<b>(22,061,810)</b>	<b>162,668</b>	<b>0</b>	<b>(22,073,730)</b>	<b>150,748</b>
Rates Total		(21,964,532)	(21,795,970)	168,562	4,114	(21,762,930)	197,488
General Finance							
Expense							
21420	Salaries - Finance	634,083	659,250	25,167	1,533	791,100	155,483
21421	Other Employee Costs - Finance	30,837	41,530	10,693	4,245	45,200	10,118
21423	Office - Finance	95,188	100,925	5,737	16,156	120,700	9,355
21424	Motor Vehicles - Finance	8,960	9,170	210	0	11,000	2,040
21425	Depreciation - Finance	1,090	1,170	80	0	1,400	310
21427	Finance - Finance	(404,293)	(402,665)	1,628	5,787	(483,000)	(84,494)
21428	Insurance - Finance	957	1,000	43	0	1,000	43
21430	Other - Finance	2,857	2,000	(857)	770	2,000	(1,627)
21434	Professional Fees - Finance	48,471	44,500	(3,971)	4,773	47,500	(5,744)
21450	Special Projects - Finance	821	40,000	39,179	25,960	40,000	13,220
<b>Expense Total</b>		<b>418,973</b>	<b>496,880</b>	<b>77,907</b>	<b>59,224</b>	<b>576,900</b>	<b>98,703</b>
Income							
51401	Fees & Charges - Finance	(59,731)	(50,080)	9,651	0	(60,100)	(369)
51410	Sundry Income - Finance	(20,540)	(25,165)	(4,625)	0	(26,000)	(5,460)
<b>Income Total</b>		<b>(80,271)</b>	<b>(75,245)</b>	<b>5,026</b>	<b>0</b>	<b>(86,100)</b>	<b>(5,829)</b>
General Finance Total		338,701	421,635	82,934	59,224	490,800	92,875
General Purpose							
Expense							
21627	Finance - General Purpose	24,301	24,300	(1)	0	46,800	22,499

## Attachment to Item 13.8

21631	Interest - General Purpose	197,671	242,100	44,429	0	290,520	92,849
Expense Total		221,972	266,400	44,428	0	337,320	115,348
Income							
51602	Service Charges - General Purpose	(21)	0	21	0	0	21
51604	Grants Operating - General Purpose	(556,627)	(557,316)	(689)	0	(743,090)	(186,463)
51607	Interest - General Purpose	(368,421)	(408,790)	(40,369)	0	(490,550)	(122,129)
51610	Sundry Income - General Purpose	(421)	0	421	0	0	421
Income Total		(925,490)	(966,106)	(40,616)	0	(1,233,640)	(308,150)
General Purpose Total		(703,518)	(699,706)	3,812	0	(896,320)	(192,802)
Shared Services							
Expense							
21523	Office - Shared Services	23,039	18,330	(4,709)	3,042	22,000	(4,081)
21534	Professional Fees - Shared Services	15,156	19,000	3,844	0	19,000	3,844
Expense Total		38,195	37,330	(865)	3,042	41,000	(237)
Shared Services Total		38,195	37,330	(865)	3,042	41,000	(237)
Finance Total		(22,291,153)	(22,036,711)	254,442	66,380	(22,127,450)	97,323
Corporate & Strategy Total		(22,623,477)	(22,079,125)	544,352	110,385	(22,177,350)	335,742
Community Development							
Community Development							
Community Development							
Expense							
28120	Salaries - Community Development	344,822	358,080	13,258	0	429,700	84,878
28121	Other Employee Costs - Community Development	11,787	17,750	5,964	350	19,500	7,364
28123	Office - Community Development	1,084	4,340	3,256	252	5,200	3,863
28124	Motor Vehicles - Community Development	11,350	6,580	(4,770)	0	7,900	(3,450)
28125	Depreciation - Community Development	2,740	2,750	10	0	3,300	560
28127	Finance - Community Development	163,200	163,170	(30)	0	195,800	32,600
28130	Other - Community Development	2,775	2,920	145	614	3,500	111
28134	Professional Fees - Community Development	400	1,670	1,270	182	2,000	1,418
28137	Donations - Community Development	132,622	162,270	29,648	0	265,600	132,978
28150	Special Projects - Community Development	0	7,000	7,000	0	7,000	7,000
28151	OPRL Activities - Community Development / PC82-87	105,057	143,665	38,608	13,419	153,700	35,224
38101	Project Contribution - Community Development	30,705	30,700	(5)	0	30,700	(5)
Expense Total		806,543	900,895	94,353	14,816	1,123,900	302,541
Income							
58101	Fees & Charges - Community Development	(18,462)	(15,630)	2,832	0	(19,500)	(1,038)
58104	Grants Operating - Community Development	(185,191)	(33,200)	151,991	0	(33,200)	151,991
58106	Contributions & Reimbursemen - Community Developme	(7,841)	(3,000)	4,841	0	(3,000)	4,841
58110	Sundry Income - Community Development	0	0	0	0	0	0
Income Total		(211,494)	(51,830)	159,664	0	(55,700)	155,794
Community Development Total		595,048	849,065	254,017	14,816	1,068,200	458,336
Community Facilities							
Income							
58201	Fees & Charges - Community Facilities	(11,092)	(8,330)	2,762	0	(10,000)	1,092
58206	Contributions & Reimbursemen -Community Facilities	(995)	(4,170)	(3,175)	0	(5,000)	(4,005)
58209	Council Property - Community Facilities	(160,201)	(130,180)	30,021	0	(156,200)	4,001
Income Total		(172,288)	(142,680)	29,608	0	(171,200)	1,088
Community Facilities Total		(172,288)	(142,680)	29,608	0	(171,200)	1,088
Volunteer Services VRC							
Expense							
29320	Salaries - Volunteer Services VRC	60,519	68,590	8,071	0	82,300	21,781
29321	Other Employee Cost - Volunteer Services VRC	1,283	2,350	1,067	350	2,600	967
29323	Office - Volunteer Services VRC	2,073	5,450	3,377	185	6,800	4,542
29327	Finance - Volunteer Services VRC	37,500	37,500	0	0	45,000	7,500
29330	Other - Volunteer Services VRC	1,684	5,400	3,716	1,020	7,300	4,596
Expense Total		103,060	119,290	16,230	1,555	144,000	39,385
Income							
59304	Grants Operating - Volunteer Services VRC	(22,360)	(28,600)	(6,240)	0	(28,600)	(6,240)
Income Total		(22,360)	(28,600)	(6,240)	0	(28,600)	(6,240)
Volunteer Services VRC Total		80,699	90,690	9,991	1,555	115,400	33,145
Volunteer Services NVS							
Expense							
29220	Salaries - Volunteer Services NVS	28,018	23,410	(4,608)	0	28,100	82
29221	Other Employee Costs - Volunteer Services NVS	374	400	26	0	400	26
29223	Office - Volunteer Services NVS	72	3,315	3,243	0	3,400	3,328
29227	Finance - Volunteer Services NVS	34,000	34,000	0	0	40,800	6,800
29230	Other - Volunteer Services NVS	591	3,420	2,829	718	4,000	2,691
29250	Special Projects - Volunteer Services NVS	2,509	3,900	1,391	0	3,900	1,391
Expense Total		65,565	68,445	2,880	718	80,600	14,317
Volunteer Services NVS Total		65,565	68,445	2,880	718	80,600	14,317
Tresillian Community Centre							

## Attachment to Item 13.8

Expense							
29120	Salaries - Tresillian CC	214,692	207,784	(6,908)	0	246,500	31,808
29121	Other Employee Costs - Tresillian CC	6,203	6,260	57	714	6,900	(16)
29123	Office - Tresillian CC	17,438	24,160	6,722	1,843	25,000	5,720
29125	Depreciation - Tresillian CC	585	6,250	5,665	0	7,500	6,915
29127	Finance - Tresillian CC	81,968	82,000	32	0	98,400	16,432
29130	Other - Tresillian CC	10,399	11,250	851	540	13,500	2,561
29135	ICT Expenses - Tresillian CC	402	4,670	4,268	0	5,600	5,198
29136	Courses - Tresillian CC	148,811	167,090	18,279	44,849	200,500	6,840
29137	Donations - Tresillian CC	500	0	(500)	0	0	(500)
29150	Exhibition	4,693	7,500	2,807	880	9,000	3,427
<b>Expense Total</b>		<b>485,691</b>	<b>516,964</b>	<b>31,273</b>	<b>48,825</b>	<b>612,900</b>	<b>78,384</b>
Income							
51906	Contributions & Reimbursement - Tresillian CC	(500)	0	500	0	0	500
59101	Fees & Charges - Tresillian CC	(299,791)	(279,160)	20,631	0	(335,000)	(35,209)
59109	Council Property - Tresillian CC	(27,606)	(27,500)	106	0	(33,000)	(5,394)
<b>Income Total</b>		<b>(327,897)</b>	<b>(306,660)</b>	<b>21,237</b>	<b>0</b>	<b>(368,000)</b>	<b>(40,103)</b>
Tresillian Community Centre Total		157,794	210,304	52,510	48,825	244,900	38,282
<b>Community Development Total</b>		<b>726,818</b>	<b>1,075,824</b>	<b>349,006</b>	<b>65,915</b>	<b>1,337,900</b>	<b>545,168</b>
Community Services Centres							
Nedlands Community Care							
Expense							
28620	Salaries - NCC	8,424	0	(8,424)	0	0	(8,424)
28625	Depreciation - NCC	0	0	0	0	0	0
28626	Utility - NCC	1,103	0	(1,103)	0	0	(1,103)
28664	Hacc Unit Cost - NCC / PC66	1,022,044	1,083,970	61,926	21,900	1,300,500	256,556
<b>Expense Total</b>		<b>1,031,572</b>	<b>1,083,970</b>	<b>52,398</b>	<b>21,900</b>	<b>1,300,500</b>	<b>247,028</b>
Income							
58601	Fees & Charges - NCC	(73,686)	(79,180)	(5,494)	0	(95,000)	(21,314)
58604	Grants Operating - NCC	(776,978)	(1,015,700)	(238,722)	0	(1,015,700)	(238,722)
<b>Income Total</b>		<b>(850,664)</b>	<b>(1,094,880)</b>	<b>(244,216)</b>	<b>0</b>	<b>(1,110,700)</b>	<b>(260,036)</b>
Nedlands Community Care Total		180,907	(10,910)	(191,817)	21,900	189,800	(13,007)
Positive Ageing							
Expense							
27420	Salaries - Positive Ageing	32,380	39,920	7,540	0	47,900	15,520
27421	Other Employee Costs - Positive Ageing	826	3,180	2,354	0	3,700	2,874
27427	Finance - Positive Ageing	8,300	8,250	(50)	0	9,900	1,600
28437	Donations - Positive Ageing	3,420	6,670	3,250	2,075	8,000	2,505
28450	Other - Positive Ageing	8,294	13,500	5,206	1,745	16,200	6,161
<b>Expense Total</b>		<b>53,220</b>	<b>71,520</b>	<b>18,300</b>	<b>3,820</b>	<b>85,700</b>	<b>28,660</b>
Income							
58420	Fees & Charges - Positive Ageing	(13,187)	(6,670)	6,517	0	(8,000)	5,187
58423	Grants Operating - Positive Ageing	0	(420)	(420)	0	(500)	(500)
<b>Income Total</b>		<b>(13,187)</b>	<b>(7,090)</b>	<b>6,097</b>	<b>0</b>	<b>(8,500)</b>	<b>4,687</b>
Positive Ageing Total		40,033	64,430	24,397	3,820	77,200	33,347
Point Resolution Child Care							
Expense							
28820	Salaries - PRCC	374,033	384,913	10,880	0	461,900	87,867
28821	Other Employee Costs - PRCC	9,096	12,450	3,354	0	14,000	4,904
28823	Office - PRCC	5,378	6,505	1,127	2,076	8,000	546
28824	Motor Vehicles - PRCC	6,840	5,920	(920)	0	7,100	260
28825	Depreciation - PRCC	170	250	80	0	300	130
28826	Utility - PRCC	5,320	5,580	260	0	6,500	1,180
28827	Finance - PRCC	49,771	49,170	(601)	0	59,000	9,229
28830	Other - PRCC	12,970	21,340	8,370	641	26,100	12,489
28835	ICT Expenses - PRCC	2,115	4,000	1,885	235	4,700	2,350
28850	Special Projects - PRCC	0	3,750	3,750	0	5,000	5,000
<b>Expense Total</b>		<b>465,694</b>	<b>493,878</b>	<b>28,184</b>	<b>2,953</b>	<b>592,600</b>	<b>123,954</b>
Income							
58801	Fees & Charges - PRCC	(481,744)	(500,000)	(18,256)	0	(600,000)	(118,256)
<b>Income Total</b>		<b>(481,744)</b>	<b>(500,000)</b>	<b>(18,256)</b>	<b>0</b>	<b>(600,000)</b>	<b>(118,256)</b>
Point Resolution Child Care Total		(16,050)	(6,122)	9,928	2,953	(7,400)	5,698
Mt Claremont Library							
Expense							
28523	Office - Mt Claremont Library	6,843	9,470	2,627	1,955	11,000	2,202
28525	Depreciation - Mt Claremont Library	236	330	94	0	400	164
28530	Other - Mt Claremont Library	17,602	34,660	17,058	9,041	41,600	14,957
28535	ICT Expenses - Mt Claremont Library	4,367	8,340	3,973	0	10,000	5,633
<b>Expense Total</b>		<b>29,048</b>	<b>52,800</b>	<b>23,752</b>	<b>10,996</b>	<b>63,000</b>	<b>22,956</b>
Income							
58501	Fees & Charges - Mt Claremont Library	(553)	(420)	133	0	(500)	53

## Attachment to Item 13.8

58510	Sundry Income - Mt Claremont Library	(112)	(170)	(58)	0	(200)	(88)
58511	Fines & Penalties - Mt Claremont Library	(423)	(500)	(77)	0	(600)	(177)
<b>Income Total</b>		<b>(1,088)</b>	<b>(1,090)</b>	<b>(2)</b>	<b>0</b>	<b>(1,300)</b>	<b>(212)</b>
Mt Claremont Library Total		27,960	51,710	23,750	10,996	61,700	22,744
Nedlands Library							
Expense							
28720	Salaries - Library Services	768,666	883,923	115,257	0	1,060,700	292,034
28721	Other Employee Costs - Library Services	26,231	36,700	10,469	0	39,200	12,969
28723	Office - Nedlands Library	26,248	36,250	10,002	2,242	43,500	15,010
28724	Motor Vehicles - Nedlands Library	15,048	18,580	3,532	0	22,300	7,252
28725	Depreciation - Nedlands Library	5,768	5,170	(598)	0	6,200	432
28727	Finance - Nedlands Library	311,200	311,170	(30)	0	373,400	62,200
28730	Other - Nedlands Library	66,206	96,740	30,534	19,139	116,100	30,755
28731	Grants Expenditure - Nedlands Library	900	1,670	770	0	2,000	1,100
28734	Professional Fees - Nedlands Library	0	1,000	1,000	0	1,200	1,200
28735	ICT Expenses - Nedlands Library	4,590	16,420	11,830	240	19,700	14,870
28750	Special Projects - Nedlands Library	0	2,580	2,580	0	3,100	3,100
<b>Expense Total</b>		<b>1,224,856</b>	<b>1,410,203</b>	<b>185,347</b>	<b>21,621</b>	<b>1,687,400</b>	<b>440,922</b>
Income							
58701	Fees & Charges - Nedland Library	(5,365)	(4,080)	1,285	0	(4,900)	465
58704	Grants Operating - Nedlands Library	(900)	(1,660)	(760)	0	(2,000)	(1,100)
58710	Sundry Income - Nedlands Library	(6,277)	(4,580)	1,697	0	(5,500)	777
58711	Fines & Penalties - Nedlands Library	(3,112)	(3,340)	(228)	0	(4,000)	(888)
<b>Income Total</b>		<b>(15,654)</b>	<b>(13,660)</b>	<b>1,994</b>	<b>0</b>	<b>(16,400)</b>	<b>(746)</b>
Nedlands Library Total		1,209,202	1,396,543	187,341	21,621	1,671,000	440,177
<b>Community Services Centres Total</b>		<b>1,442,052</b>	<b>1,495,651</b>	<b>53,599</b>	<b>61,290</b>	<b>1,992,300</b>	<b>488,958</b>
<b>Community Development Total</b>		<b>2,168,870</b>	<b>2,571,475</b>	<b>402,605</b>	<b>127,204</b>	<b>3,330,200</b>	<b>1,034,126</b>
Planning & Development Services							
Planning Services							
Town Planning - Administration							
Expense							
24820	Salaries - Town Planning Admin	79,279	78,920	(359)	0	94,700	15,421
24821	Other Employee Costs-Town Planning Admin	43,487	46,435	2,948	227	49,100	5,386
24823	Office - Town Planning Admin	7,914	7,920	6	1,123	9,000	(37)
24824	Motor Vehicles - Town Planning Admin	38,095	36,670	(1,425)	0	44,000	5,905
24825	Depreciation - Town Planning Admin	434	500	66	0	600	166
24827	Finance - Town Planning Admin	312,500	312,500	0	0	375,000	62,500
24830	Other - Town Planning Admin	3,451	3,330	(121)	909	4,000	(360)
<b>Expense Total</b>		<b>485,160</b>	<b>486,275</b>	<b>1,115</b>	<b>2,259</b>	<b>576,400</b>	<b>88,981</b>
Income							
54801	Fees & Charges - Town Planning Admin	(307,193)	(378,330)	(71,137)	0	(454,000)	(146,807)
54811	Fines & Penalties - Town Planning	(1,000)	(830)	170	0	(1,000)	0
<b>Income Total</b>		<b>(308,193)</b>	<b>(379,160)</b>	<b>(70,967)</b>	<b>0</b>	<b>(455,000)</b>	<b>(146,807)</b>
Town Planning - Administration Total		176,968	107,115	(69,853)	2,259	121,400	(57,827)
Statutory Planning							
Expense							
24320	Salaries - Statutory Planning	315,391	317,830	2,439	0	381,400	66,009
24321	Other Employee Costs - Statutory Planning	4,458	7,000	2,543	0	8,400	3,943
24334	Professional Fees - Statutory Planning	8,851	18,750	9,899	0	22,500	13,649
<b>Expense Total</b>		<b>328,699</b>	<b>343,580</b>	<b>14,881</b>	<b>0</b>	<b>412,300</b>	<b>83,601</b>
Statutory Planning Total		328,699	343,580	14,881	0	412,300	83,601
Strategic Planning							
Expense							
24857	Strategic Projects - Strategic Planning	185,157	138,330	(46,827)	107,890	166,000	(127,047)
24920	Salaries - Strategic Planning	350,992	375,510	24,518	0	450,600	99,608
24921	Other Employee Costs - Strategic Planning	2,931	6,335	3,404	2,273	7,600	2,396
24934	Professional Fees - Strategic Planning	9,518	8,330	(1,188)	2,494	10,000	(2,012)
<b>Expense Total</b>		<b>548,598</b>	<b>528,505</b>	<b>(20,093)</b>	<b>112,656</b>	<b>634,200</b>	<b>(27,054)</b>
Strategic Planning Total		548,598	528,505	(20,093)	112,656	634,200	(27,054)
<b>Planning Services Total</b>		<b>1,054,265</b>	<b>979,200</b>	<b>(75,065)</b>	<b>114,915</b>	<b>1,167,900</b>	<b>(1,280)</b>
Health & Compliance							
Sustainability							
Expense							
24620	Salaries - Sustainability	76,657	76,920	263	0	92,300	15,643
24621	Other Employee Costs - Sustainability	1,252	5,000	3,748	0	5,000	3,748
24623	Office - Sustainability	1,252	11,210	9,958	0	11,500	10,248
24624	Motor Vehicles - Sustainability	17,169	0	(17,169)	0	0	(17,169)
24625	Depreciation - Sustainability	1,253	1,330	77	0	1,600	347
24627	Finance - Sustainability	9,100	9,080	(20)	0	10,900	1,800
24630	Other - Sustainability	35	1,000	965	0	1,000	965
24634	Professional Fees - Sustainability	0	1,500	1,500	0	3,000	3,000

## Attachment to Item 13.8

24638	Operational Activities - Sustainability / PC79	13,914	25,750	11,836	4,464	27,500	9,122
<b>Expense Total</b>		<b>120,632</b>	<b>131,790</b>	<b>11,158</b>	<b>4,464</b>	<b>152,800</b>	<b>27,705</b>
Income							
54601	Fees & Charges - Sustainability	(655)	0	655	0	0	655
54610	Sundry Income - Sustainability	(1,067)	(1,250)	(183)	0	(2,500)	(1,433)
<b>Income Total</b>		<b>(1,722)</b>	<b>(1,250)</b>	<b>472</b>	<b>0</b>	<b>(2,500)</b>	<b>(778)</b>
Sustainability Total		118,910	130,540	11,630	4,464	150,300	26,926
Environmental Health							
Expense							
24720	Salaries - Environmental Health	342,732	387,580	44,848	0	465,100	122,368
24721	Other Employee Costs - Environmental Health	21,668	19,130	(2,538)	0	27,300	5,632
24723	Office - Environmental Health	1,479	1,000	(479)	61	3,100	1,561
24724	Motor Vehicles - Environmental Health	0	17,330	17,330	0	20,800	20,800
24725	Depreciation - Environmental Health	3,284	3,330	46	0	4,000	716
24727	Finance - Environmental Health	86,000	86,000	0	0	103,200	17,200
24730	Other - Environmental Health	5,749	46,255	40,506	44,405	57,000	6,846
24734	Professional Fees - Environmental Health	18,677	15,000	(3,677)	12,918	15,000	(16,596)
24751	OPRL Activities - Environmental Health PC76,77,78	56,581	56,770	189	62,187	57,500	(61,268)
<b>Expense Total</b>		<b>536,170</b>	<b>632,395</b>	<b>96,225</b>	<b>119,572</b>	<b>753,000</b>	<b>97,258</b>
Income							
54701	Fees & Charges - Environmental Health	(37,887)	0	37,887	0	(51,000)	(13,113)
54710	Sundry Income - Environmental Health	(1,209)	0	1,209	0	(5,100)	(3,891)
54711	Fines & Penalties - Environmental Health	(31,719)	(4,170)	27,549	0	(30,000)	1,719
<b>Income Total</b>		<b>(70,815)</b>	<b>(4,170)</b>	<b>66,645</b>	<b>0</b>	<b>(86,100)</b>	<b>(15,285)</b>
Environmental Health Total		465,355	628,225	162,870	119,572	666,900	81,973
Environmental Conservation							
Expense							
24221	Other Employee Costs - Environmental Conservation	2,513	4,000	1,487	27	4,000	1,460
24223	Office - Environmental Conservation	606	1,600	994	227	1,600	767
24227	Finance - Environmental Conservation	53,100	53,080	(20)	0	63,700	10,600
24230	Other - Environmental Conservation	0	1,100	1,100	0	1,100	1,100
24237	Donations - Environmental Conservation	1,152	0	(1,152)	0	1,500	349
24251	Operational Activities-Environ Conservation / PC80	427,427	603,750	176,323	105,237	629,000	96,336
<b>Expense Total</b>		<b>484,797</b>	<b>663,530</b>	<b>178,733</b>	<b>105,491</b>	<b>700,900</b>	<b>110,612</b>
Income							
54204	Grants Operating - Environmental Conservation	(45,221)	(33,900)	11,321	0	(45,200)	21
54210	Sundry Income - Environmental Conservation	(16,980)	(17,000)	(20)	0	(17,000)	(20)
<b>Income Total</b>		<b>(62,200)</b>	<b>(50,900)</b>	<b>11,300</b>	<b>0</b>	<b>(62,200)</b>	<b>0</b>
Environmental Conservation Total		422,597	612,630	190,033	105,491	638,700	110,612
Ranger Services							
Expense							
21120	Salaries - Ranger Services	503,286	478,240	(25,046)	8,462	573,900	62,152
21121	Other Employee Costs - Ranger Services	15,692	25,700	10,008	1,466	25,700	8,542
21123	Office - Ranger Services	7,835	12,005	4,170	47	13,350	5,468
21124	Motor Vehicles - Ranger Services	50,235	68,700	18,465	0	68,700	18,465
21125	Depreciation - Ranger Services	3,166	3,330	164	0	4,000	834
21127	Finance - Ranger Services	141,123	123,835	(17,288)	0	148,600	7,477
21130	Other - Ranger Services	58,389	73,165	14,776	15,388	77,000	3,223
21134	Professional Fees - Ranger Services	1,182	7,000	5,818	4,594	7,000	1,223
21135	ICT Expenses - Ranger Services	8,695	20,000	11,305	0	20,000	11,305
21137	Donations - Ranger Services	1,000	1,000	0	0	1,000	0
<b>Expense Total</b>		<b>790,603</b>	<b>812,975</b>	<b>22,372</b>	<b>29,957</b>	<b>939,250</b>	<b>118,689</b>
Income							
51101	Fees & Charges - Ranger Services	(68,580)	(70,000)	(1,420)	0	(83,500)	(14,920)
51106	Contributions & Reimbursements- Rangers Services	(27,631)	(27,000)	631	0	(27,000)	631
51110	Sundry Income - Ranger Services	(2,545)	0	2,545	0	0	2,545
51111	Fines & Penalties - Rangers Services	(339,470)	(306,080)	33,390	0	(367,300)	(27,830)
<b>Income Total</b>		<b>(438,227)</b>	<b>(403,080)</b>	<b>35,147</b>	<b>0</b>	<b>(477,800)</b>	<b>(39,573)</b>
Ranger Services Total		352,377	409,895	57,518	29,957	461,450	79,116
<b>Health &amp; Compliance Total</b>		<b>1,359,238</b>	<b>1,781,290</b>	<b>422,052</b>	<b>259,484</b>	<b>1,917,350</b>	<b>298,628</b>
Building Services							
Building Services							
Expense							
24420	Salaries - Building Services	578,182	581,590	3,408	1,463	697,900	118,254
24421	Other Employee Costs - Building Services	38,391	40,270	1,879	645	41,400	2,363
24423	Office - Building Services	3,176	7,580	4,404	510	9,100	5,414
24424	Motor Vehicles - Building Services	23,336	20,500	(2,836)	0	24,600	1,264
24425	Depreciation - Building Services	202	250	48	0	300	98
24427	Finance - Building Services	277,000	277,000	0	0	332,400	55,400
24430	Other - Building Services	1,300	2,090	790	132	2,500	1,068
24434	Professional Fees - Building Services	21,635	50,000	28,365	1,526	60,000	36,839



## Attachment to Item 13.8

<b>Expense Total</b>		<b>943,222</b>	<b>979,280</b>	<b>36,058</b>	<b>4,276</b>	<b>1,168,200</b>	<b>220,701</b>
Income							
54401	Fees & Charges - Building Services	(558,331)	(453,340)	104,991	0	(544,000)	14,331
54410	Sundry Income - Building Services	(69,967)	(100,420)	(30,453)	0	(120,500)	(50,533)
54411	Fines & Penalties - Building Services	(14,489)	(16,000)	(1,512)	0	(16,000)	(1,512)
<b>Income Total</b>		<b>(642,787)</b>	<b>(569,760)</b>	<b>73,027</b>	<b>0</b>	<b>(680,500)</b>	<b>(37,713)</b>
Building Services Total		300,436	409,520	109,084	4,276	487,700	182,988
<b>Building Services Total</b>		<b>300,436</b>	<b>409,520</b>	<b>109,084</b>	<b>4,276</b>	<b>487,700</b>	<b>182,988</b>
<b>Planning &amp; Development Services Total</b>		<b>2,713,939</b>	<b>3,170,010</b>	<b>456,071</b>	<b>378,675</b>	<b>3,572,950</b>	<b>480,336</b>
Technical Services							
Engineering							
Infrastructure Services							
Expense							
26220	Salaries - Infrastructure Svs	1,685,915	1,649,766	(36,149)	13,793	1,979,700	279,991
26221	Other Employee Costs - Infrastructure Svs	155,401	155,470	69	12,077	168,800	1,322
26223	Office - Infrastructure Svs	22,443	35,410	12,967	8,961	42,500	11,096
26224	Motor Vehicles - Infrastructure Svs	60,908	71,750	10,842	0	86,100	25,192
26225	Depreciation - Infrastructure Svs	9,560	9,500	(60)	0	11,400	1,840
26227	Finance - Infrastructure Svs	(1,885,639)	(1,888,576)	(2,937)	0	(2,266,300)	(380,661)
26228	Insurance - Infrastructure Svs	63,986	64,100	114	0	64,100	114
26230	Other - Infrastructure Svs	49,595	66,570	16,975	8,471	79,900	21,834
26234	Professional Fees - Infrastructure Svs	169,214	298,170	128,956	71,829	334,000	92,957
26235	ICT Expenses - Infrastructure Svs	22,655	10,250	(12,405)	1,625	12,300	(11,980)
36101	Project Contribution - Infrastructure	0	0	0	0	0	0
<b>Expense Total</b>		<b>354,038</b>	<b>472,410</b>	<b>118,372</b>	<b>116,756</b>	<b>512,500</b>	<b>41,706</b>
Infrastructure Services Total		354,038	472,410	118,372	116,756	512,500	41,706
Streets Roads and Depots							
Expense							
26625	Depreciation - Streets Roads & Depots	2,509,240	2,527,836	18,596	0	3,033,400	524,160
26626	Utility - Streets Roads & Depots	396,140	416,663	20,523	0	500,000	103,860
26630	Other	21,012	35,590	14,578	7,060	42,700	14,628
26640	Reinstatement - Streets Roads & Depot	3,270	9,340	6,070	0	11,200	7,930
26667	Road Maintenance / PC51	486,075	541,663	55,588	133,759	650,000	30,167
26668	Drainage Maintenance / PC52	261,195	416,663	155,468	103,335	500,000	135,470
26669	Footpath Maintenance / PC53	143,311	167,090	23,779	15,753	200,500	41,436
26670	Parking Signs / PC54	63,859	75,000	11,141	1,216	90,000	24,925
26671	Right of Way Maintenance / PC55	104,058	70,830	(33,228)	0	85,000	(19,058)
26672	Bus Shelter Maintenance / PC56	8,552	12,500	3,948	0	15,000	6,448
26673	Graffiti Control / PC57	13,066	22,920	9,854	2,317	27,500	12,117
26674	Streets Roads & Depot / PC89	224,882	93,330	(131,552)	12,870	112,000	(125,753)
<b>Expense Total</b>		<b>4,234,660</b>	<b>4,389,425</b>	<b>154,765</b>	<b>276,310</b>	<b>5,267,300</b>	<b>756,330</b>
Income							
56601	Fees & Charges - Streets Roads & Depots	(71,962)	(59,580)	12,382	0	(71,500)	462
56604	Grants Operating - Streets Roads & Depots	(68,516)	0	68,516	0	0	68,516
56606	Contributions & Reimburse - Streets Roads & Depots	(22,493)	(16,665)	5,828	0	(20,000)	2,493
56610	Sundry Income - Streets Roads & Depots	(823)	(8,330)	(7,507)	0	(10,000)	(9,177)
56611	Fines and Penalties - Streets Roads & Depots	(600)	0	600	0	0	600
<b>Income Total</b>		<b>(164,394)</b>	<b>(84,575)</b>	<b>79,819</b>	<b>0</b>	<b>(101,500)</b>	<b>62,894</b>
Streets Roads and Depots Total		4,070,265	4,304,850	234,585	276,310	5,165,800	819,225
Plant Operating							
Expense							
26525	Depreciation - Plant Operating	831,312	503,000	(328,312)	0	603,600	(227,712)
26527	Finance - Plant Operating	(783,613)	(943,083)	(159,470)	0	(1,131,700)	(348,087)
26532	Plant - Plant Operating	489,007	487,700	(1,307)	27,952	577,200	60,242
26533	Minor Parts & Workshop Tools - Plant Operating	27,529	36,830	9,301	3,613	42,000	10,858
26549	Loss Sale of Assets - Plant Operating	112,709	102,585	(10,124)	0	123,100	10,391
<b>Expense Total</b>		<b>676,943</b>	<b>187,032</b>	<b>(489,911)</b>	<b>31,565</b>	<b>214,200</b>	<b>(494,308)</b>
Income							
56501	Fees & Charges - Plant Operating	(40,893)	(29,170)	11,723	0	(35,000)	5,893
56510	Sundry Income - Plant operating	(28,902)	0	28,902	0	0	28,902
56515	Profit Sale of Assets - Plant Operating	(37,662)	(30,000)	7,662	0	(30,000)	7,662
<b>Income Total</b>		<b>(107,457)</b>	<b>(59,170)</b>	<b>48,287</b>	<b>0</b>	<b>(65,000)</b>	<b>42,457</b>
Plant Operating Total		569,487	127,862	(441,625)	31,565	149,200	(451,852)
Waste Minimisation							
Expense							
24520	Salaries - Waste Minimisation	203,196	187,410	(15,786)	580	224,900	21,124
24521	Other Employee Costs - Waste Minimisation	2,571	2,600	29	0	2,600	29
24524	Motor Vehicles - Waste Minimisation	5,972	0	(5,972)	0	0	(5,972)
24525	Depreciation - Waste Minimisation	44,540	36,830	(7,710)	0	44,200	(340)
24527	Finance - Waste Minimisation	110,617	110,580	(37)	0	132,700	22,083
24528	Insurance - Waste Minimisation	0	0	0	0	0	0

## Attachment to Item 13.8

24538	Purchase of Product - Waste Minimisation	1,347	5,500	4,153	225	5,500	3,928
24552	Residential Kerbside - Waste Minimisation / PC71	1,482,017	1,600,836	118,819	263,040	1,921,000	175,943
24553	Residential Bulk - Waste Minimisation / PC72	169,801	123,350	(46,451)	65,026	433,700	198,872
24554	Commercial - Waste Minimisation / PC73	58,998	98,750	39,752	29,784	118,500	29,718
24555	Public Waste - Waste Minimisation / PC74	91,023	93,550	2,527	78,930	111,800	(58,154)
24556	Waste Strategy - Waste Minimisation / PC75	11,883	35,000	23,117	3,864	70,000	54,253
<b>Expense Total</b>		<b>2,181,966</b>	<b>2,294,406</b>	<b>112,440</b>	<b>441,449</b>	<b>3,064,900</b>	<b>441,485</b>
Income							
54501	Fees & Charges - Waste Minimisation	(3,418,959)	(3,372,010)	46,949	0	(3,374,700)	44,259
<b>Income Total</b>		<b>(3,418,959)</b>	<b>(3,372,010)</b>	<b>46,949</b>	<b>0</b>	<b>(3,374,700)</b>	<b>44,259</b>
Waste Minimisation Total		(1,236,993)	(1,077,604)	159,389	441,449	(309,800)	485,744
Building Maintenance							
Expense							
24120	Salaries - Building Maintenance	281,466	288,000	6,534	0	345,600	64,134
24121	Other Employee Costs - Building Maintenance	4,334	10,260	5,926	0	10,800	6,466
24123	Office - Building Maintenance	20	970	950	0	1,100	1,080
24124	Motor Vehicles - Building Maintenance	29,503	38,250	8,747	0	45,900	16,397
24125	Depreciation - Building Maintenance	1,619,510	1,610,996	(8,514)	0	1,933,200	313,690
24126	Utility - Building Maintenance PC41,42,43	204,330	222,000	17,670	0	266,400	62,070
24127	Finance - Building Maintenance	129,100	129,080	(20)	0	154,900	25,800
24128	Insurance - Building Maintenance PC40	61,970	63,800	1,830	0	63,800	1,830
24130	Other - Building Maintenance	1,669	3,330	1,661	0	4,000	2,331
24133	Building - Building Maintenance PC58	744,534	1,055,740	311,206	204,802	1,263,400	314,064
<b>Expense Total</b>		<b>3,076,436</b>	<b>3,422,426</b>	<b>345,990</b>	<b>204,802</b>	<b>4,089,100</b>	<b>807,862</b>
Income							
54106	Contributions & Reimbursement - Building Maintenance	(62,452)	(41,665)	20,787	0	(50,000)	12,452
54109	Council Property - Building Maintenance	(249,582)	(240,500)	9,082	0	(288,600)	(39,018)
<b>Income Total</b>		<b>(312,035)</b>	<b>(282,165)</b>	<b>29,870</b>	<b>0</b>	<b>(338,600)</b>	<b>(26,565)</b>
Building Maintenance Total		2,764,402	3,140,261	375,859	204,802	3,750,500	781,297
<b>Engineering Total</b>		<b>6,521,199</b>	<b>6,967,779</b>	<b>446,580</b>	<b>1,070,881</b>	<b>9,268,200</b>	<b>1,676,120</b>
Parks Services							
Parks Services							
Expense							
26360	Depreciation - Parks Services	589,773	589,833	60	0	707,800	118,027
26365	Maintenance - Parks Services / PC59	3,117,709	3,389,010	271,301	237,877	3,979,000	623,414
<b>Expense Total</b>		<b>3,707,482</b>	<b>3,978,843</b>	<b>271,361</b>	<b>237,877</b>	<b>4,686,800</b>	<b>741,441</b>
Income							
56301	Fees & Charges - Parks & Ovals	(1,995)	0	1,995	0	0	1,995
56306	Contributions & Reimbursements - Parks Services	(6,747)	(1,665)	5,082	0	(2,000)	4,747
56309	Council Property - Parks Services	(57,308)	(54,580)	2,728	0	(65,500)	(8,192)
56310	Sundry Income - Parks Services	(22,661)	(6,665)	15,996	0	(8,000)	14,661
56312	Fines & Penalties - Parks & Ovals	0	(500)	(500)	0	(500)	(500)
<b>Income Total</b>		<b>(88,711)</b>	<b>(63,410)</b>	<b>25,301</b>	<b>0</b>	<b>(76,000)</b>	<b>12,711</b>
Parks Services Total		3,618,772	3,915,433	296,661	237,877	4,610,800	754,151
<b>Parks Services Total</b>		<b>3,618,772</b>	<b>3,915,433</b>	<b>296,661</b>	<b>237,877</b>	<b>4,610,800</b>	<b>754,151</b>
<b>Technical Services Total</b>		<b>10,139,970</b>	<b>10,883,212</b>	<b>743,242</b>	<b>1,308,759</b>	<b>13,879,000</b>	<b>2,430,271</b>
<b>City of Nedlands Total</b>		<b>(5,639,127)</b>	<b>(3,167,066)</b>	<b>2,472,061</b>	<b>1,984,267</b>	<b>1,262,100</b>	<b>4,916,960</b>

**CITY OF NEDLANDS**  
**CAPITAL WORKS & ACQUISITIONS**  
**AS AT 30 APRIL 2017**

L1	L1 Desc / L2 - Desc	April Actual YTD	Committed Balance June	Budget YTD	Budget Available
2	Footpath Rehabilitation				
	2006 Stubbs Terrace	0	28,269	0	-28,269
	2007 Smyth Road	5,306	2,057	8,000	637
	2017 Loch Street	50,070	0	50,070	0
	4101 Melvista Reserve	79,117	0	79,117	0
	2500 Stirling HWY	59,991	278,237	320,000	-18,228
	2452 School Sports Facility	0	0	30,000	30,000
	<b>Footpath Rehabilitation Total</b>	<b>194,484</b>	<b>308,563</b>	<b>487,187</b>	<b>-15,861</b>
3	Road Rehabilitation				
	2006 INTXN - Stubbs Tce/Nagal Ps	0	27,402	25,000	-2,402
	2012 Waratah Avenue	17,167	0	0	-17,167
	2036 Gallop Road	141,217	339,511	513,030	32,302
	2037 Elizabeth Street	3,199	0	0	-3,199
	2038 Jenkins Ave	0	0	0	0
	2039 Watkins Road	169,410	3,012	169,410	-3,012
	2049 Asquith Street	5,902	56,198	75,600	13,500
	2054 Broome Street	161,809	1,790	123,103	-40,496
	2095 Hardy Road	0	0	0	0
	2113 Loftus St	16,123	36,211	44,700	-7,634
	2119 Kitchener Street	6,869	197,867	230,500	25,764
	2150 Circe Circle North	41,090	13,974	40,300	-14,765
	2195 Circe Circle South	0	0	0	0
	2167 Swansea Street	117,378	12,356	116,906	-12,828
	2104 Langham Street	-637	0	0	637
	2174 Sayer Street	8,610	0	113,400	104,790
	2105 Kinninmont Avenue	0	0	0	0
	2106 Boronia Avenue	682,539	17,072	615,900	-83,711
	2022 Adelma Rd/PL	118,554	2,127	118,554	-2,127
	2035 Edward Street	97,273	217,502	253,600	-61,174
	2044 Leon Road	543,468	24,044	477,500	-90,012
	2065 Hillway	19,500	283,924	424,300	120,875
	2068 Taylor Road	394,422	32,744	520,100	92,934
	2092 Nardina Crescent	4,885	127,000	171,400	39,515
	2117 Lyons Street	116,986	14,408	105,098	-26,296
	2161 School Road	113,777	3,675	78,000	-39,452
	2407 ITXN - Alfred / Nidjalla	63,564	8,624	72,000	-188
	<b>Road Rehabilitation Total</b>	<b>2,843,105</b>	<b>1,419,441</b>	<b>4,288,401</b>	<b>25,855</b>
4	Drainage Rehabilitation				
	2024 Carrington Street	4,446	0	50,400	45,954
	2039 Watkins Road	5,039	325	25,200	19,836
	2200 John XXII Avenue	0	0	0	0
	2085 Walpole Street	0	0	0	0
	2190 Riverview Ct	1,569	0	0	-1,569
	2226 Waratah Place	1,569	325	50,400	48,506
	2050 Strickland Street	5,450	47,212	90,000	37,338
	<b>Drainage Rehabilitation Total</b>	<b>18,073</b>	<b>47,861</b>	<b>216,000</b>	<b>150,066</b>
5	Street Furniture / Bus Shelter				
	4057 Beaton Park	0	0	111,500	111,500
	9000 City Wide	39,187	0	25,282	-13,905
	<b>Street Furniture / Bus Shelter Total</b>	<b>39,187</b>	<b>0</b>	<b>136,782</b>	<b>97,595</b>
6	Grant Funded Projects				
	2003 Alfred Road	0	0	155,592	155,592
	2019 Princess Road	506,143	11,768	506,143	-11,768
	2084 Clement Street	0	0	0	0
	2401 INTXN - Brockway/Brookdale /Underwood	45,441	724,796	907,700	137,463
	2403 INTXN - Gugerl St/Railway Rd/Loch St	6,251	359,628	461,500	95,621
	2005 Selby Street	0	0	20,190	20,190
	2069 Bulimba Road	56,805	1,568	100,000	41,627
	2072 Barcoo Avenue	1,776	0	1,776	0
	2169 Greenville Street	176,177	50	169,827	-6,400
	2070 Waroonga Road	231,532	2,054	231,026	-2,560
	2071 Rockton Road	273,283	500	262,459	-11,324
	2029 Brookdale Street	0	0	9,425	9,425



## Attachment to Item 13.8

	<b>Grant Funded Projects Total</b>	<b>1,297,410</b>	<b>1,100,364</b>	<b>2,825,638</b>	<b>427,865</b>
11	<b>Building Construction</b>				
	4000 100 Princess Rd - John Leckie Pavilion	350	0	0	-350
	4001 Kirkwood Rd - Allen Park Lower Pavilion	967,664	42,716	1,007,023	-3,356
	4003 Broome St - Council Depot	81,255	6,621	133,500	45,624
	4004 Webster St - Drabble House	0	0	0	0
	4008 60 Stirling Hwy - Nedlands Library	31,493	55,822	94,400	7,085
	4009 53 Jutland Pde - PRCC	62,380	635	40,000	-23,015
	4010 97 Wartah Ave - NCC	3,816	10,000	18,900	5,084
	4012 19 Haldane St - MTC Community Centre	7,904	1,632	0	-9,536
	4016 67 Stirling Highway - Maisonettes	0	0	0	0
	4018 21 Tyrell St - Tresillian	0	0	0	0
	4019 84 Beatrice Rd - Adam A. Pavilion (Collegians AFC)	18,128	3,514	18,559	-3,083
	4020 71 Stirling Hwy - Administration Bldg	273,317	1,590	281,200	6,293
	4021 110 Smyth Road - Cottage Bldg	53,031	0	49,830	-3,201
	4022 Public Toilets/Changerooms	0	0	0	0
	4046 Verdun St-Highview Pk Hockey PvlN (Suburban Lions)	0	0	0	0
	4052 Allen Park (Master Plan)	471	5,452	67,500	61,577
	9000 City Wide	31,563	2,014	50,400	16,824
	4027 Mt Claremont Changerooms	3,406	69	15,000	11,525
	<b>Building Construction Total</b>	<b>1,534,779</b>	<b>130,063</b>	<b>1,776,312</b>	<b>111,470</b>
12	<b>Off Street Parking</b>				
	2007 Smyth Road	244,536	1,492	235,499	-10,529
	2175 Odern Crescent (Bridge Club)	0	0	170,000	170,000
	4050 Dalkeith Tennis Club car park	0	0	0	0
	<b>Off Street Parking Total</b>	<b>244,536</b>	<b>1,492</b>	<b>405,499</b>	<b>159,471</b>
14	<b>Parks &amp; Reserves Construction</b>				
	4051 Administration Surrounds	10,913	0	9,700	-1,213
	4052 Allen Park	0	0	0	0
	4057 Beaton Park	185,164	1,419,152	1,660,000	55,684
	4064 Brockman Reserve	0	8,267	9,700	1,433
	4071 Charles Ct Reserve	0	0	0	0
	4072 College Park	0	0	0	0
	4079 David Cruickshank Reserve	70,432	11,799	424,200	341,969
	4082 Dott Bennett Park	289	6,984	22,500	15,227
	4083 Sunset Foreshore	0	0	0	0
	4092 Hollywood Tennis Court Reserve	0	0	0	0
	4096 Lawler Park	21,841	0	19,800	-2,041
	4098 Leura Park	4,199	0	4,199	0
	4106 Mount Claremont Ponds	130,362	0	130,362	0
	4111 Nedlands Library Surrounds	8,559	0	8,559	0
	4118 Peace Memorial Rose Garden	9,935	138	9,000	-1,073
	4125 Right of Way Pruning	0	0	0	0
	4130 St Peters Square Gardens	64,330	0	64,330	0
	4131 Street Gardens and Verges	10,987	19,014	27,000	-3,001
	4132 Street Tree Maintenance	247	0	18,000	17,753
	4133 Street Tree Replacement	721	0	45,000	44,279
	4137 Swanbourne Beach Reserve	33,148	5,770	58,500	19,582
	4138 The Marlows	32,843	38,930	77,000	5,227
	4142 Zamia Park	0	0	0	0
	4154 Hollywood Reserve	10,843	0	15,300	4,457
	4167 River Foreshore Maintenance	0	0	41,000	41,000
	4169 River Wall Restoration	329,476	16,167	324,000	-21,643
	9000 City Wide	0	0	0	0
	4161 Railway Reserve	94	0	0	-94
	4300 Bore Installation MTC G/Water Monitoring	0	0	30,000	30,000
	<b>Parks &amp; Reserves Construction Total</b>	<b>924,384</b>	<b>1,526,222</b>	<b>2,998,150</b>	<b>547,544</b>
15	<b>Plant &amp; Equipment</b>				
	7500 Technical Svs - Engineering	310,911	0	222,800	-88,111
	7501 Development Svs - Town Planning	65,366	0	47,100	-18,266
	7502 Development Svs - Building Svs	19,072	0	25,900	6,828
	7505 Development Svs - Ranger Svs	133,650	0	139,500	5,850
	7506 Governance - Governance	67,366	0	70,500	3,134
	7507 Development Svs - Environmental Health	62,226	0	72,400	10,174
	7509 Technical Svs - Parks Svs	649,208	117	539,900	-109,424
	7515 Corporate & Strategy - ICT	56,484	0	64,700	8,216
	7516 Technical Svs - Plant Operating	5,495	0	0	-5,495
	<b>Plant &amp; Equipment Total</b>	<b>1,369,779</b>	<b>117</b>	<b>1,182,800</b>	<b>-187,095</b>
16	<b>ICT Capital Projects</b>				

## Attachment to Item 13.8

	6039	Library System Software	16,806	49,716	70,000	3,478
	6053	Hardware	2,048	23,741	26,100	311
	6054	Software	0	0	36,000	36,000
	6055	Mobility	25,380	0	27,000	1,620
	ICT Capital Projects Total		44,234	73,457	159,100	41,409
17	Greenway Development					
	4122	Point Resolution Reserve - Path Upgrade	0	0	0	0
	4161	Railway Reserve	359	37,532	54,800	16,909
	4172	Point Resolution Reserve - Greeway	4,807	0	8,500	3,693
	Greenway Development Total		5,166	37,532	63,300	20,602
18	Furniture & Fixture					
	4003	Broome St - Council Depot	5,858	0	0	-5,858
	9000	City Wide	13,269	2,335	0	-15,605
	Furniture & Fixture Total		19,127	2,335	0	-21,463
19	Public Art					
	9000	City Wide	17,616	0	0	-17,616
	Public Art Total		17,616	0	0	-17,616
City of Nedlands Total			8,551,879	4,647,448	14,539,169	1,339,842

**CITY OF NEDLANDS**  
**NOTES TO THE STATEMENT OF FINANCIAL ACTIVITY**  
**CLOSING FUNDS**

FOR THE PERIOD ENDING 30 APRIL 2017

	2016/17 YTD 30 April 2017	2015/16 YTD 30 April 2016
<b>Current Assets</b>		
Cash & Cash Equivalents	15,195,274	18,025,891
Receivable - Rates Outstanding	1,039,900	731,175
Receivable - Sundry Debtors	511,566	459,302
Receivable - Self Supporting Loan	3,145	0
GST Receivable	87,464	95,782
Prepayments	133,944	169,673
Less: Provision for Doubtful Debts	(1,170)	(24,522)
Inventories	12,850	6,514
	16,982,973	19,463,815
<b>Current Liabilities</b>		
Payable - Sundry Creditors	(287,238)	(113,781)
Payable - ESL	(431,079)	(362,422)
Accrued Salaries and Wages	(51,572)	(44,555)
Staff Provisions	(1,972,433)	(1,768,410)
Borrowings	(172,477)	(865,266)
	(2,914,799)	(3,154,434)
	<b>14,068,174</b>	<b>16,309,381</b>
Less: Restricted Reserves	(4,080,110)	(3,596,639)
Less: Current Self Supporting Loan Liability	(3,145)	
Add Back: Loan Repayment	172,477	(865,266)
<b>*Net Current Assets</b>	<b>10,157,396</b>	<b>11,847,476</b>

**CITY OF NEDLANDS**  
**STATEMENT OF FINANCIAL ACTIVITY**  
**BY DIRECTORATES**  
**FOR THE PERIOD ENDED 30 APRIL 2017**

Note	2016-17 Annual Budget \$	April 17 YTD Budget \$	April 17 YTD Actual \$	April 17 YTD Variance \$	Variance %
<b>Operating Income</b>					
Governance	420,300	357,180	239,393	(117,787)	-33.0%
Corporate & Strategy	23,394,270	23,103,826	23,235,027	131,201	0.6%
Community Development	2,360,400	2,146,490	2,096,378	(50,112)	-2.3%
Planning & Development Services	1,764,100	1,408,320	1,523,943	115,623	8.2%
Technical Services	3,955,800	3,861,330	4,091,555	230,225	6.0%
	<b>31,894,870</b>	<b>30,877,146</b>	<b>31,186,296</b>	<b>309,150</b>	1.0%
<b>Operating Expense</b>					
Governance	(3,077,600)	(2,644,542)	(2,200,964)	(443,578)	16.8%
Corporate & Strategy	(1,216,920)	(1,024,701)	(611,550)	(413,151)	40.3%
Community Development	(5,690,600)	(4,717,965)	(4,265,248)	(452,717)	9.6%
Planning & Development Services	(5,337,050)	(4,578,330)	(4,237,882)	(340,448)	7.4%
Technical Services	(17,834,800)	(14,744,542)	(14,231,526)	(513,016)	3.5%
	<b>(33,156,970)</b>	<b>(27,710,080)</b>	<b>(25,547,169)</b>	<b>(2,162,911)</b>	7.8%
<b>Capital Income</b>					
Grants Capital	3,165,000		1,168,090		
Proceeds from Disposal of Assets	571,600		594,109		
New Borrowings	0		0		
Self Supporting Loan Principal Repayments	12,435		9,290		
Transfer from Reserve	2,175,000		0		
	<b>5,924,035</b>		<b>1,771,489</b>		
<b>Capital Expenditure</b>					
Land & Buildings	(1,776,312)		(1,534,779)		
Infrastructure - Road	(8,359,507)		(4,636,796)		
Infrastructure - Parks	(3,061,450)		(929,549)		
Plant & Equipment	(1,182,800)		(1,369,779)		
Furniture & Equipment	(159,100)		(80,977)		
Repayment of Debentures	(939,810)		(767,333)		
Transfer to Reserves	(643,850)		(86,216)		
	<b>(16,122,829)</b>		<b>(9,405,428)</b>		
<b>Total Operating and Non-Operating</b>	<b>(11,460,894)</b>		<b>(1,994,811)</b>		
<b>Adjustment - Non Cash Items</b>					
Depreciation	6,822,800		5,976,571		
Receivables/Provisions/Other Accruals	(400)		(344)		
(Profit) on Sale of Assets	(30,000)		(37,662)		
Loss on Sale of Assets	123,100		112,709		
ADD - Surplus/(Deficit) 1 July b/f	6,100,933		6,100,933		
LESS - Surplus/(Deficit) 30 June c/f	1,555,539		10,157,396		
	<b>11,460,894</b>		<b>1,994,811</b>		

**13.9 Monthly Investment Report – April 2017**

<b>Council</b>	23 May 2017
<b>Applicant</b>	City of Nedlands
<b>Officer</b>	Vanaja Jayaraman – Acting Manager Finance
<b>Director</b>	Lorraine Driscoll
<b>Attachments</b>	Investment Report for the period ended 30 April 2017

**Regulation 11(da) – Not Applicable – Recommendation Adopted**

Moved – Councillor Hassell

Seconded – Councillor Hodsdon

**That the Recommendation to Council be adopted.**

(Printed below for ease of reference)

**CARRIED UNANIMOUSLY 10/-**

**Council Resolution / Recommendation to Council**

**Council receives the Investment Report for the period ended 30 April 2017.**

**Executive Summary**

In accordance with the Council's Investment Policy, Administration is required to present a summary of investments to Council on a monthly basis.

**Discussion/Overview**

Council's Investment of Funds report meets the requirements of Section 6.14 of the Local Government Act 1995.

The Investment Policy of the City, which is reviewed each year by the Audit and Risk Committee of Council, is structured so as to minimise any risks associated with the City's cash investments. The officers adhere to this Policy, and continuously monitor market conditions to ensure that the City obtains attractive and optimum yields without compromising on risk management.

The Investment Policy of the City, which is reviewed each year by the Audit and Risk Committee of Council, is structured so as to minimise any risks associated with the City's cash investments. The officers adhere to this Policy, and continuously monitor market conditions to ensure that the City obtains attractive and optimum yields without compromising on risk management.

The Investment Summary shows that as at 30 April 2017 the City held the following funds in investments:

Municipal Funds	\$ 7,740,612.90
Reserve Funds	\$ 4,080,109.77
Total	<u>\$ 11,820,722.67</u>

The total interest earned from investments as at 30 April 2017 was \$310,522.75.

The Investment Portfolio comprises holdings in the following institutions:

Financial Institution	Funds Invested	Interest Rate	Proportion of Portfolio
NAB	\$3,746,864.44	2.56% - 2.66%	31.69%
Westpac	\$4,124,351.81	2.00% - 2.75%	34.89%
ANZ	\$320,205.57	2.35%	2.72%
CBA	\$3,629,300.85	1.30% - 2.54%	30.70%
<b>Total</b>	<b>\$11,820,722.67</b>		<b>100.00%</b>

## Conclusion

The Investment Report is presented to Council.

## Key Relevant Previous Council Decisions:

Nil.

## Consultation

Required by legislation:

Yes ☐

No ☒

Required by City of Redlands policy:

Yes ☐

No ☒

## Budget/Financial Implications

Investment income is steady as per budget.

**INVESTMENTS REPORT**  
**FOR THE PERIOD ENDED 30 APRIL 2017**

Particulars	Interest Rate	Invest. Date	Maturity Date	Period Days	NAB *AA-/Stable/A-1+	Westpac *AA-/Stable/A-1+	ANZ *AA-/Stable/A-1+	CBA *AA-/Stable/A-1+	Total	Interest YTD Accumulated
<b>RESERVE INVESTMENTS</b>										
Plant Replacement	2.35%	11-Feb-17	11-May-17	89			149,578.55		149,578.55	\$3,034.90
City Development - Western Zone	2.54%	21-Apr-17	18-Oct-17	180				456,456.24	456,456.24	\$9,300.79
North Street	2.65%	22-Dec-16	22-Jun-17	182	744,488.89				744,488.89	\$16,439.97
Welfare - General	2.54%	21-Apr-17	20-Jun-17	60				298,240.59	298,240.59	\$6,236.96
Welfare - NCC	2.54%	21-Apr-17	20-Jun-17	60				165,311.39	165,311.39	\$3,471.04
Welfare - PRCC	1.30%	N/A	N/A	N/A				15,284.06	15,284.06	\$88.95
Services - Tawarri 1	2.65%	22-Dec-16	22-Jun-17	182	63,800.96				63,800.96	\$1,410.30
Services General	2.60%	30-Jan-17	31-Jul-17	182	929,801.28				929,801.28	\$21,015.84
Services - Tawarri 2	2.35%	11-Feb-17	11-May-17	89			109,612.86		109,612.86	\$2,224.01
Insurance	2.35%	11-Feb-17	11-May-17	89			61,014.16		61,014.16	\$1,294.61
Waste Management	2.54%	21-Apr-17	18-Oct-17	180				478,631.75	478,631.75	\$8,781.83
City Development - Swanbourne	2.54%	21-Apr-17	20-Jun-17	60				125,774.81	125,774.81	\$2,630.27
City Building - General	2.65%	22-Dec-16	22-Jun-17	182	456,720.26				456,720.26	\$10,072.78
City Building - PRCC - CLOSED					0.00				0.00	\$79.59
City Building - PRCC	1.30%	N/A	N/A	N/A				25,393.96	25,393.96	\$134.28
<b>TOTAL RESERVE INVESTMENTS</b>					<b>2,194,811.40</b>	<b>0.00</b>	<b>320,205.57</b>	<b>1,565,092.80</b>	<b>4,080,109.77</b>	<b>\$86,216.12</b>
<b>MUNICIPAL INVESTMENTS</b>										
Muni Investment NS31	2.75%	30-Apr-17	31-May-17	31		2,090,193.99			2,090,193.99	\$42,320.94
Muni Investment #127 - NAB	2.66%	13-Dec-16	13-Jun-17	182	534,669.43				534,669.43	\$12,347.11
Muni Investment #131 - ANZ-CLOSED							0.00		0.00	\$8,926.80
Muni Investment #136 - CBA - CLOSED								0.00	0.00	\$451.93
Muni Investment #142 - CBA	2.43%	13-Feb-17	14-Aug-17	182				1,046,488.62	1,046,488.62	\$21,731.79
Muni Investment #146 - NAB - CLOSED					0.00				0.00	\$17,370.61
Muni Investment #149 - WBC-CLOSED						0.00			0.00	\$13,052.65
Muni Investment #150 - ANZ-CLOSED							0.00		0.00	\$11,119.84
Muni Investment #151 - ANZ - CLOSED							0.00		0.00	\$9,830.13
Muni Investment #152 - NAB	2.56%	30-Jan-17	1-May-17	91	1,017,383.62				1,017,383.62	\$17,383.62
Muni Investment #153 - NAB-CLOSED					0.00				0.00	\$6,530.46
Muni Investment #154 - ANZ-CLOSED							0.00		0.00	\$11,363.50
Muni Investment #155 - CBA	2.52%	18-Apr-17	19-Jun-17	62				1,017,719.43	1,017,719.43	\$17,719.43
Muni Investment #156 -WBC	2.60%	30-Nov-16	30-May-17	181		1,017,507.46			1,017,507.46	\$17,507.46
Muni Investment #157 -WBC	2.00%	28-Feb-17	28-May-17	89		1,016,650.36			1,016,650.36	\$16,650.36
<b>TOTAL MUNICIPAL INVESTMENTS</b>					<b>1,552,053.05</b>	<b>4,124,351.81</b>	<b>0.00</b>	<b>2,064,208.04</b>	<b>7,740,612.90</b>	<b>\$224,306.63</b>
<b>TOTAL</b>				<b>TOTAL</b>	<b>3,746,864.44</b>	<b>4,124,351.81</b>	<b>320,205.57</b>	<b>3,629,300.85</b>	<b>11,820,722.67</b>	<b>\$310,522.75</b>

\* Credit Rating - Source: Standard &amp; Poor's

Proportion Portfolio	31.70%	34.89%	2.72%	30.70%
----------------------	--------	--------	-------	--------

**14. Elected Members Notices of Motions of Which Previous Notice Has Been Given**

Disclaimer: Where administration has provided any assistance with the framing and/or wording of any motion/amendment to a Councillor who has advised their intention to move it, the assistance has been provided on an impartial basis. The principle and intention expressed in any motion/amendment is solely that of the intended mover and not that of the officer/officers providing the assistance. Under no circumstances is it to be expressed to any party that administration or any Council officer holds a view on this motion other than that expressed in an official written or verbal report by Administration to the Council meeting considering the motion.

Nil.

**15. Elected members notices of motion given at the meeting for consideration at the following ordinary meeting on 27 June 2017**

Disclaimer: Where administration has provided any assistance with the framing and/or wording of any motion/amendment to a Councillor who has advised their intention to move it, the assistance has been provided on an impartial basis. The principle and intention expressed in any motion/amendment is solely that of the intended mover and not that of the officer/officers providing the assistance. Under no circumstances is it to be expressed to any party that administration or any Council officer holds a view on this motion other than that expressed in an official written or verbal report by Administration to the Council meeting considering the motion.

Notices of motion for consideration at the Council Meeting to be held on 27 June 2017 to be tabled at this point in accordance with Clause 3.9(2) of Council's Local Law Relating to Standing Orders.

Nil.

**16. Urgent Business Approved By the Presiding Member or By Decision**

Nil.

**17. Confidential Items**

Nil.

**Declaration of Closure**

There being no further business, the Presiding Member declared the meeting closed at 7.54 pm.



**Council Meeting – 23 May 2017**

**Item 4.1**

**Kirkwood Deli Petitions**

3a Clement Street  
Swanbourne  
14/5/2017

The Mayor and Councillors  
City of Nedlands

Dear Lord Mayor and Councillors

We are writing in support of the planning application submitted by the Kirkwood Delicatessen (to be considered as PD19.17) in the Council meeting of 23<sup>rd</sup> May 2017.

The owners of this business have engaged strongly with the community from the first day of trading. They have focused on being good community members and having positive engagement with their (largely) local customers. They are strong supporters of the activities of the various sporting and community groups in the area, such as the Allen Park Tennis Club and cricket and rugby clubs, as well as the Friends of Allen Park Bushland Group.

The proposal to allow basic short term seating outside the delicatessen is supported by the vast majority of customers. This is a corner delicatessen (not a restaurant where people are likely to linger), and is much loved by dog walkers and cricket and rugby parents from the adjacent oval, who want somewhere to stop for a quick coffee.

The owners have done an excellent job of improving the exterior (as well as the interior) of the shop, creating a pleasing streetscape where previously there was an unsightly run down shop.


This delicatessen is an integral part of the life of our neighbourhood – attracting a lot of passing custom. The presence of the proposed seating is unlikely to impact the traffic or parking, as much of the business is foot traffic. Car traffic already occurs for those customers stopping briefly for a newspaper or bread.

The Council expressed strong support for encouraging small business in their approval of the development application by Grounded Days for expanded seating, despite the lack of parking. We trust that similar enthusiastic support is given to the Kirkwood Delicatessen to support this vibrant hub for the neighbourhood.

Yours sincerely,



Susan Hayes



Anthony Hayes

## Kirkwood Deli

---

**From:** george@kailis.com  
**Sent:** Sunday, May 21, 2017 11:09 AM  
**To:** kirkwooddeli@iinet.net.au  
**Subject:** Kirkwood Deli - Letter of Support

To whom it may concern,

As a local, residing within a few hundred meters of the Kirkwood Deli I was rather disappointed to hear the City of Nedlands recent motion to remove its small seating allocation. I frequent the Kirkwood with my wife & three children regularly & often use the stools/tables as a brief stopping point on our daily Allen Park walks. They are unobtrusive & serve merely as "perching area's" that certainly do not detract from the grab & go style ambience that is the Kirkwood.

Being a local café/restaurant owner (The Shorehouse), the deli style nature of the Kirkwood is only complementary to our precinct. It's very small seating areas in no way could be considered an attraction or have the ability to further drive the businesses popularity resulting in the alleged traffic congestion. The proposed removal of these facilities should be carefully considered, it would result in a less user friendly business that would impact negatively on the locals that frequent the Kirkwood.

Finally, Zac & Ryan run a small family owned operation and have made exceptional improvements to The Kirkwood since their acquisition. They have built a business with a focus of personally taking care of the local community. I have always found the City of Nedlands and its council to be extremely community minded which is a credit to them and I would hope they reconsider their position on the matter.

Regards,

George V Kailis  
7 Watt St Swanbourne

George V Kailis  
CEO  
KAILIS HOSPITALITY GROUP



From: Jo-Ann Ledger <jle88720@bigpond.net.au>  
Subject: The Kirkwood Deli  
Date: 17 May 2017 8:50:41 AM AWST  
To: letters@postnewspapers.com.au

---

To the Editor:

The vibrant corner deli on Kirkwood Street is an asset to the locals. Good food, great coffee, and good service. I'm appalled by the Mayor's quote in the Post that seems to suggest employing seven people is a bad thing and that he would consider denying the Deli a small amount of seating. Would he prefer a new zoning for unsuccessful businesses?. As for the parking issue, Swanbourne is now high density living whether you like it or not. I live in Reeve Street, it often resembles a car park, and my visitor always have to "find" a park. It's a reality you learn to live with because you love the area, having a thriving local deli is just one of the great compensations.

Jo-Ann Ledger  
31 Reeve Street  
Swanbourne  
0419042518

## Kirkwood Deli

---

**From:** Angela Ifkovich <ifkovich@internode.on.net>  
**Sent:** Thursday, May 18, 2017 9:35 AM  
**To:** kirkwooddeli@iinet.net.au  
**Subject:** Save our Seats

Hi guys

Keep up the good fight - council are so out of touch with their constituents. An absolute joke!!!!

If anything you need more seats....

Cheers  
Angela Ifkovich  
Broome street, cottlesloe

Sent from my iPhone

## Kirkwood Deli

---

**From:** vincenzo spanghero <vincenzo-spanghero@hotmail.it>  
**Sent:** Wednesday, May 17, 2017 9:35 PM  
**To:** kirkwooddeli@iinet.net.au  
**Subject:** Outdoor seating

Hi would like to express my support to keep the outdoor seating in place at Kirkwood deli.  
It is a nice area where to enjoy a good coffee and have a quick bite furthermore the staff keep it clean and tidy at all the time.

Regards

Vince

Sent from my iPhone

## Kirkwood Deli

---

**From:** Marie Lodge <marielouise236@yahoo.com.au>  
**Sent:** Wednesday, May 17, 2017 9:39 PM  
**To:** kirkwooddeli@inet.net.au  
**Subject:** Support for seating

Hi Kirkwood deli,

I'm a neighbour from wood street Swanbourne. I visit your deli regularly and totally support the outdoor seating. It is a great part of our neighborhood, a great place to meet friends and have a coffee in the sun.

Hope the council sees the value for our area.

Thanks  
Marie

63 wood st, Swanbourne

Sent from my iPhone

## Kirkwood Deli

---

**From:** Janet Reudavey <jan.reudavey@gmail.com>  
**Sent:** Wednesday, May 17, 2017 9:56 PM  
**To:** kirkwooddeli@iinet.net.au  
**Subject:** Seating

Dear Nedlands Council

Kirkwood Deli is an icon in Swanbourne & Cottesloe and offers residents and visitors a wide array of healthy foods & drinks which can be taken away or consumed at the outside seating area.

The outside seating is so much appreciated by all and a great rest stop enroute to Allen Park or returning from the beach or simply passing by.

Kirkwood Deli serves the community in so many ways ..

Please allow the existing seating to remain !

Thank you  
Janet Reudavey  
155b Marine Parade  
Cottesloe 6011

Sent from my iPhone



## Kirkwood Deli

---

**From:** Alana Clarke <alanaclarke@me.com>  
**Sent:** Thursday, May 18, 2017 8:29 AM  
**To:** Deli Kirkwood  
**Cc:** Clarke Jamie (ICE)  
**Subject:** Kirkwood Deli - Outside Seating Application

To Nedlands Council,

I'm writing to you as a local rate payer, to express my personal desire for Kirkwood Deli to retain it's outdoor seating.

I bought a house in this area so that I could live in a 'village' not 'an anonymous collection of residential buildings'. Having places to go, socialise, congregate, bump into your neighbours, buy the milk, take your kids for an ice-cream, are all valuable aspects of our local social fabric.

Seeing people in the sunshine sitting outside Kirkwood enhances our neighbourhood, not detracts from it. And what a pleasure to see a bustling, successful local business.

If their seating application is not renewed you will be doing the area a disservice.

Regards

Alana Clarke  
12 Federal St, Cottesloe

## Kirkwood Deli

---

**From:** Emma Thwaites <emblem\_emma@hotmail.com>  
**Sent:** Wednesday, May 17, 2017 9:28 PM  
**To:** kirkwooddeli@iinet.net.au

Hi Kirkwood,

I'm responding to your Facebook request regarding saving the outdoor seats! I definitely disagree with Nedlands council on this.

Regards,

Emma Thwaites

## Kirkwood Deli

---

**From:** Cassidy Ricketts <cassidyricketts24@gmail.com>  
**Sent:** Wednesday, May 17, 2017 8:41 PM  
**To:** kirkwooddeli@iinet.com.au  
**Subject:** Vote to keep the seats


Here's my vote to keep the much loved seats!

Cassidy Ricketts

Sent from my iPhone


5/22/2017

IMG\_4616.JPG



5/22/2017

IMG\_4601.JPG




13<sup>th</sup> MAY SATURDAY

8:05 AM

5/22/2017

IMG\_4603.JPG




13<sup>th</sup> MAY

SATURDAY

11:17 AM

5/22/2017

IMG\_4605.JPG




13<sup>th</sup> MAY

SATURDAY

12:12 PM

5/22/2017

IMG\_4602.JPG



13<sup>th</sup> MAY SATURDAY

1:50 PM



Mattie Furphy House  
Clare Copse  
Swanbourne  
Western Australia 6010


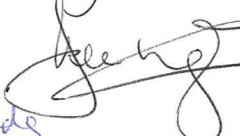
12 May 2017

City of Nedlands  
Stirling Highway  
Nedlands 6009

Kirkwood Delicatessen

We, members of the Friday Writing Group at Mattie Furphy House support the continuing use of outdoor tables for snacks and coffee at Kirkwood Delicatessen.

The facility is valuable as a place to meet, talk and exchange ideas.

Signed	Name	Address
G. Berry	GILLIAN BERRY	11 Burwood St. Nedlands
E. Jones	Cynthia Jones	37 Hubble St E. Fremantle 6009
SUE JOHNSON	Suzanne Johnson	33 A FORREST ST, FREMANTLE
JEAN HUDSON	Jean Hudson	31 Parksea Road, Mosman Park
SHAVAN MARSHALL		1 QUARRY RD, HAM. HILL
Bill Warburton	Cynthia E. Warburton	10 Watt St, Swanbourne
DALE IRVING		415 May St, Highgate 6003
Barbara Edwards	B. Edwards	53 Cleveland Way, Karrinyup 6018
Patricia Copland	P. Copland	91 High St Sorrento
Horst Komberg	Horst Komberg	<del>22</del> c/o Mattie Furphy House Swanbourne
Nancy Griffiths	JUDY GRIFFITHS	30 SWANSEA ST SWANBOURNE WA 6010

# KIRKWOOD DELI

## PETITION

We the local Swanbourne residences & Kirkwood customers are in support of the Deli's Outdoor Seating application – 5 tables & 20 chairs

NAME	ADDRESS	SIGNATURE
FIONA LANE	15 A VICTORIA ST MUSGRAVE	[Signature]
Donna Kelly	16 Watt St Swan.	[Signature]
Lizzie Maryko	299 Marmion St Cott	[Signature]
Sarah mentino	MCMANAMA New Cott	[Signature]
Peter W. 532	43 Margaret Cottswa	[Signature]
Non Galatris	26 Brighton	[Signature]
Andrew Johnson	Bellevue Tee	[Signature]
Jenny Meagher	31 ELIZABETH ST	[Signature]
BRAD DAVIES	41 PORTMAN RD.	[Signature]
IAN COLESWORTHY	814 SANDALWOOD COBE	[Signature]
SIMON WARRER	117 NORTH ST SWANBURN	[Signature]
SARAH MARTIN	SEAWARD AVE SWANBURN	[Signature]
REEF MARTIN	" "	[Signature]
GREG FRIZELLE	76 Wood St	[Signature]
L Pente	18 Live Circle D	[Signature]
Sue Hayes	3A CLEMENT ST SWANB.	[Signature]
Yasmeen Botha	15 Newhaven heights	[Signature]
MARK SHERHERD	169 WEST COAST HWY, SEAB	[Signature]
MARK REDFERN	1, KATHLEEN ST. COTT	[Signature]

## KIRKWOOD DELI PETITION




















We the local Swanbourne residences & Kirkwood customers are in support of the Deli's  
Outdoor Seating application – 5 tables & 20 chairs

NAME	ADDRESS	SIGNATURE
WILLIAM REES	2 LYONS ST COTT.	WR
ZARIAH BRADY	17/80 MOOROGA MICKLEHURST	ZARIAH BRADY
Deryn Gurney	8 Loma St COT	Deryn Gurney
KANE PHOENIX	24 APPLEBY DRIVE DARCH	KANE PHOENIX
J. Sacco	161 ALFRED	J. Sacco
K. Johnston	SCARBOROUGH	K. Johnston
K. Pope	13 GRANT ST	K. Pope
N. RUMFITT	85 OSWIND Rd Scarb	N. RUMFITT
Lauren Ritchie	6 Wright St White Gum	Lauren Ritchie
J. Clark		J. Clark
John Fannham	COTTESLOE	John Fannham
R T B ROWE	HUNTINGDALE	R T B ROWE
IAN FLETCHER	Winthrop.	IAN FLETCHER
Jane Aitken	Winthrop	Jane Aitken
Olive Green	COTT	Olive Green
JOHN GREEN	COTTESLOE	JOHN GREEN
ASHE MACKINNON	COTT	ASHE MACKINNON
PETER DE VRIES	SUCCESS	PETER DE VRIES
GARY DEMPSEY	MOSMAN PARK 9 M'CAUSE ST	GARY DEMPSEY
Steph Berkey	COTT.	Steph Berkey
Fiona Broomhall	Swanbourne	Fiona Broomhall
CHAS DUNNITT	20 JOHANNITE ST	CHAS DUNNITT
Angela Cook	Swanbourne	Angela Cook
BRIET GOODMAN	27 BAZELST ST	BRIET GOODMAN
	WATKINS	







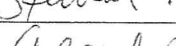

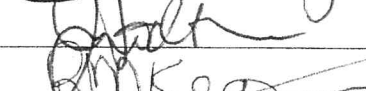







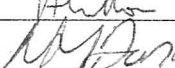
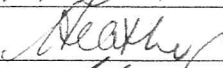








## KIRKWOOD DELI PETITION

We the local Swanbourne residences & Kirkwood customers are in support of the Deli's  
Outdoor Seating application – 5 tables & 20 chairs

NAME	ADDRESS	SIGNATURE
N. Stapleton	4 Glenhinnant	
M. GOUNDEY	111 BROOKDALE ST	
L. GOUNDEY	111 BROOKDALE ST, FLOREAY	
K. WRIGHT	43 MARGARET ST COTT	
B. FRASER	2/24 ALEXANDER RD VICKS	
C. BRENNAN	38 FIRST AVE, CLAREMONT	
J. COGAN	3 MENCER AVE, CLAREMONT	
J. LAGRANGE	73 Hill Point Rd	
J. LEE	232 Marine Parade	
Rhiannon Chatwin	" "	
Dick Portnick	380 Shilling Hwy	
Marilyn Portnick	" "	
J. WADE	5 ATHIELSTAN RD COTT	
K. DEAR	7 NIGHTINGALE RD	
D. STOREY	350 FLORA RD	
Leanne Cook	27 Kingstard Ave CBond	
Carmen Palframan	2 Aceway Lane Swanbourne	
STEVE PALFRAMAN	2 Aceway Lane Swanbourne	
Card Atchison	33 LYONS ST COTTAGE	
LIZ ROGERS.	79/2 MILYARM RISE, SWANBOURNE	
FRANCIS CLOVEY	3 LONG ST. COTT.	
DEBORAH ZICCIARDI	16 WAIPOLE ST SWANBOURNE	
Zoe Vetter	16 Greenville St Swanbourne	
Emma Lipscombe	49 Lyons St COTT	

## KIRKWOOD DELI PETITION

We the local Swanbourne residences & Kirkwood customers are in support of the Deli's  
Outdoor Seating application – 5 tables & 20 chairs

NAME	ADDRESS	SIGNATURE
LOU Parker	31 Chatsworth Clarendon	
JUSTIN CAMERON	38 Kathleen St Cottages	
Geoff Balfe	7 James Rd Swanbourne	
LUKE ROTHERAM	2/22 John Street Cott	
STEWART SAMSON	121 SHENTON RD	
Georgia Dodd	121 Shenton Rd	
Sally Gunning	Wattle	
Jodee Walton	16 Grant St, Cottages	
Rod KEOWN	94 Clyde St	
Dave Mack	PO BOX 418	
Cheryl Fairie	Kathleen St, Cott	
Chris Mosley	353 Marmin Street Cott	
CARB COOK	2 STANLEY ST - ECKEN	
KIRK	" " "	
Brenton Lewis	5 Lambton Way	
River Anderson	46 Shenton Rd, Swanbourne	
Tamara Graham	" "	
Amy Hutton	10 Ensign way Bolden	
Natasha Marshall/Donnelly	11 Roma St Cott	
Heather Janssen	1/8 Salvado St Cott.	
Annane Lacer	Kammyup	
Carry Connolly	Fremantle	
Joe Edwards	11 Federal St	
Ted Young	Swanbourne	







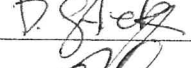



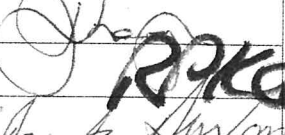








## KIRKWOOD DELI PETITION

We the local Swanbourne residences & Kirkwood customers are in support of the Deli's  
Outdoor Seating application – 5 tables & 20 chairs

NAME	ADDRESS	SIGNATURE
Terry Burke	18 Rosendo St, Cth	Terry Burke
Jon Broomhall	9 Swansea, Swanby	Jon Broomhall
BENT FLETCHER	5 REEVE ST, SWANBY	Bent Fletcher
NICHOLAS AGAPITOS	38 CROSS ST, SWANBY	Nicholas Agapitos
Mike Imbrie	40 WENFOT SWANBY	Mike Imbrie
Matt Lister	FLORANT	Matt Lister
Mike Pottle	60 North St	Mike Pottle
JONATHAN JONES	20 SWANSEA ST,	Jonathan Jones
Jayson Archibald	1 REEF CLS SWANBOURNE	Jayson Archibald
David Townsley	14, Delambre Place	David Townsley
Katy Pascall	47 GRIVE ST, COTTAGE	Katy Pascall
Michael TUCKER	1A PERTH ST Cottages	Michael Tucker
JESS PARKER	Subiaco	Jess Parker
JAMES COLLIS	34 DARLA RD SWANBY	James Collis
BRAD JAMESON	32 SHERTON RD SWANBY	Brad Jameson
GEOFF TAYLOR	36 BRIDGE ST COTT	Geoff Taylor
KATE FRASER	342 MANNING ST COTT.	Kate Fraser
BEN HIGGINS	28 STIRLING RD, CHANDLER	Ben Higgins
Nadia Backhouse	4 DREKIN ST Swanbourne	Nadia Backhouse
PAUL FINCH.	4 DREKIN ST Swanbourne	Paul Finch
FRANK BURKE	37 REEVE ST SWANBOURNE	Frank Burke
<del>Ben</del> Justin G-S	2 Highfield rise Hilarys	Justin G-S
Will G-S	2 Highfield rise Hilarys	Will G-S
Anne Welch	10 Walcott St Swanbourne	Anne Welch

## KIRKWOOD DELI PETITION

We the local Swanbourne residences & Kirkwood customers are in support of the Deli's  
Outdoor Seating application – 5 tables & 20 chairs

NAME	ADDRESS	SIGNATURE
Sam Kipper	125 Neth St, Swan	
Melissa Reid	19 Warton St Cottlesloe	
Sam & Rolf Boening	47 Kathleen St Coll	
J McDermott	34 REEVE ST	
U Swain	1 Watt St Swanbourne	
D. Wilson	30 Brighton St	
Dedan Stick	13 Watt St	
Doshua Turlingh	19 Clement street	
Michael Ryehing	58 Clement St	
Felicity Keen	Princes St Cottlesloe	
<b>Mary Keen</b>	<b>Mosman Park</b>	
Rod Keen	94 Glyde Pl Mosman Park	
A McIntosh	Greenham St coll	
CHRIS GUSBY	THE POST OFFICE	
Astrod Delmehico	109 Clement St Swanbourne	
HELEN ARWELL	11 SEAWARD AVE, SWANBOURNE	
GILLIAN STARRING	95 KNOTSFORD, SWAN	
Wanda News	14 Silkwood St S/River	
ELIZA CLAPIN	3A STAYER ST/SW	
Amanda Weston	8 CROW ST SWANBOURNE	
Barb. Meldrum	1/5 Kings Park Trevelyan	
NATALIE OWENS	34 MARGARET ST	
Justin Owens	" COTTESLOE "	
Chloe Sherrill	21 WENTWORTH ST COTTESLOE	

## KIRKWOOD DELI PETITION

We the local Swanbourne residences & Kirkwood customers are in support of the Deli's  
Outdoor Seating application – 5 tables & 20 chairs















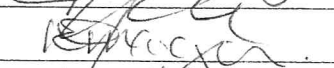









NAME	ADDRESS	SIGNATURE
<del>Robert Pearson</del>	<del>10 Seaward Ave Swanbourne</del>	<del></del>
Edie Buly	48 Lyons St Cott	EB
<del>Erin Alexander</del>	63 Collich St.	<del></del>
Carly Macfarlane	227 B Broome St Cott	CB
Michael Stanley	9B Knutsford St. Swanbourne.	M. Stanley
CHRIS LAVIN	24 GILVER ST, COTT	Chris Lavin
Caroline Werner	3 Elizabeth St, Cott	Caroline Werner
Lauren Pavlic	Knutsford St Swanbourne	Lauren Pavlic
Sue Harley	8 Reece St Swanbourne	Sue Harley
Liz Schollum	66 Shenton Rd Swanbourne	Liz Schollum
Lukasz Bednarek	4 Elizabeth St cottages	Lukasz Bednarek
SUE PEACOCK	35 REEVE ST. S.	Sue Peacock
Brett Campbell	Water in Swanbourne.	Brett Campbell
* Tracy van Raayen	27B Elizabeth St	Tracy van Raayen
Lisa Brunson	173 Glaston St Subiaco	Lisa Brunson
Jade Webb	Seaward Ave Swanbourne	Jade Webb
BARRY DALY	22 NH ST.	Barry Daly
Aaron Kierath	34 Coast Rise Swanbourne	Aaron Kierath
Kate Carbone	18 Henshaw Lane Gnarup	Kate Carbone
LISA McElroy	31/2 Milyarm Rise	Lisa McElroy
George BROWN	61 Wood St Swanbourne	George Brown
Will Kuge	20 Hamersley Street Cottesloe	Will Kuge
Shannon Macleach	32 Seaward Ave Swanbourne	Shannon Macleach
Michelle Noorda	72A Railway Street	Michelle Noorda

\* adds value to the area.










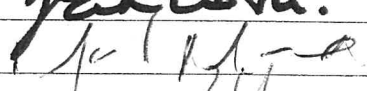
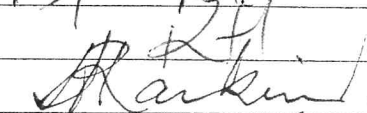
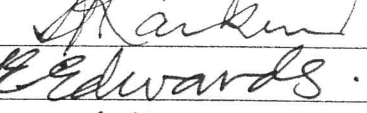
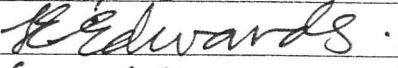
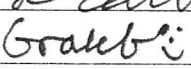
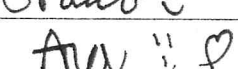
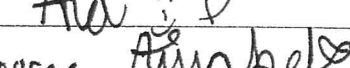
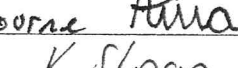
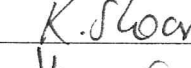


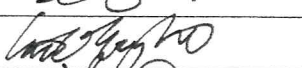



## KIRKWOOD DELI PETITION

We the local Swanbourne residences & Kirkwood customers are in support of the Deli's  
Outdoor Seating application – 5 tables & 20 chairs

NAME	ADDRESS	SIGNATURE
Toby Dix	26 Federal Street	
JOHN KITCHEN	5 CORNWALL ST	
J. Hutton	UNIT 27 11-19 STIRLING ST	
CHRISTINA MCKENNA	11 GARRIST ST	
BARNABY WARBURTON	18 GARRIST ST	
ANGELA MURRAY	UNIT 25, 228 WEST COAST HWY	
MADDIE SMITH	11 Lynton St. SB	
NICK LUNDBERG	" "	
BEN WESTON	8 CROSS ST SWANBOURNE	
Emily Barrett-Vennard	27 REEVES ST SWANBOURNE	
DR DONALD McDERMID	2 FAIRFAX LANE 6027	
Meg Davidson	5 Sayer St	
Anne Allison	16 LYNDON ST SWANBOURNE	
LIZ INGRAM	17 COAST RISE SWANBOURNE	
PAVERS INGRAM	17 COAST RISE SWANBOURNE	
MIRZ PLANNER	108 Broomfield	
Ben Pickering	97 CLEMENT ST SWANBOURNE	
Libby Crossie	50 Lyons St Cott	
Ben Crossie	50 Lyons St Cott	
TASH MACKAY-COTT	1 Balfour St Cott	
Kate STEVENSON	23 JAMES WOOD BLVD MCKENZIE	
IAN McDERMID	52 FRANKLIN	
P KEIGHLEY	50 WOOD ST	
SWIFT JACKSON	21 SOMERSET CL MOD. PK	

## KIRKWOOD DELI PETITION



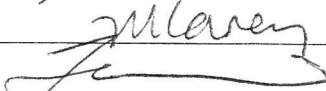


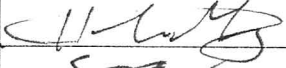









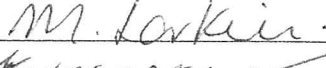
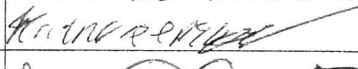




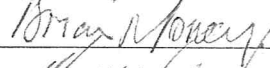
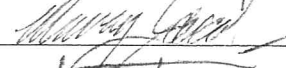
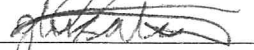
We the local Swanbourne residences & Kirkwood customers are in support of the Deli's  
Outdoor Seating application – 5 tables & 20 chairs

NAME	ADDRESS	SIGNATURE
PAUL JONES	1 SEAWARD AVENUE SWANBOURNE	
TORY VIDLER	7 CROSS ST, SWANBOURNE	
EVAN CAMERON	3 EASTWAT CRES SWANBOURNE	
Clover Tang	311 Levee St Swanbourne	
<b>Jam Woodwa</b>	<b>16 Grant St</b>	<b>JW.</b>
Katharine Ryan	27 The Grove Wembley	
CHRIS MITCHELL	18 JAMESON ST SWANBOURNE	
<del>NEEL SATTAR</del>	<del>2 SAREY CRT CANBE</del>	<del></del>
<b>Jeanette Ginhorn</b>	<b>29 Reeve St</b>	<b>Jeanette Ginhorn.</b>
MARK MENDOTA	31 BIRCHWOOD LOOP	
Kelly Harris	32 Seaward Ave	
<del>Starklin</del>	<del>Callislooe</del>	<del></del>
Jessica Edwards	11 Federal St	
Grace Gibbons	14 Lynton St	
Ava Edwards	11 Federal St	
Annabel Gibbons	14 Lynton St Swanbourne	
Kelley Sloan.	109 North Street	
<del>12 D. WYMAN</del>	<del>12 KATARKIN CR</del>	<del></del>
ADRIAN SWEETALL	14 CENTRAL AVE	
Gara O'Loughlin	12 Walba Way Swanbourne	
Jen Browning	3 North St	
Anna Adam	84 Grant St	
Paul Mitchell	1 Seaward Ave	
Rathine	46 Kimmern St.	








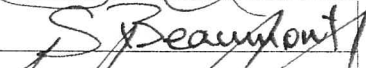



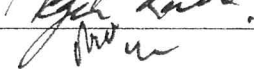
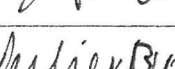
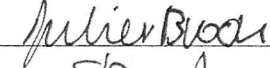
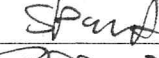










## KIRKWOOD DELI PETITION

We the local Swanbourne residences & Kirkwood customers are in support of the Deli's  
Outdoor Seating application – 5 tables & 20 chairs

NAME	ADDRESS	SIGNATURE
Miles Ashton	29 Napier St, Cottesloe	
Amanda Kierath	34 coast Rise, Swanbong	
MISTY Caveny	37 CROSS ST Swanbourne	
TERRY ALDERMAN	10 TARANGO WAY C/Be4	
Sanfran	11 Elizabeth St Cottesloe	
Hamish Murray	19 Hope St, Mosman Pk	
Scott Anderson	269 Marmion st Cottesloe	
SEBASTIAN ASHROO	" "	
MICHAEL EBERT	9 WALBA WAY, SWANBOURNE	
JULIEN FLACK	1 BUTLER AVE, SWANBOURNE	
Richard Botchard	361 HUNTERS RD, WOODWARD	
Emmy Wright	361 HUNTERS RD, WOODWARD	
Jeremy Butcher	13 CLEMENT ST Swan	
STEVE MEENWARD	47B WINVEST Pk, GRANGE	
SHARON DEROSARIO	8/18 AVONMORE COTT	
MARY LARKIN	4 PINE CLOSE, SWAN	
El. WINGRENSALE	36 MOUNT ST	
Dwaine Carr	64 Highclere Parade	
Gurtis Balich	5 Rathoch Rise	
R. Johnston	Williams WA	
JULIENARY BEEK	106 CLEMENT ST SWANB.	
Brian Money	106 CLEMENT ST SWANB	
MURRAY JACOB	36 FEEVEST SWANB	
Grace Tusak	120 Herdman Parade	

## KIRKWOOD DELI PETITION

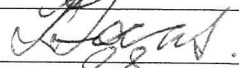






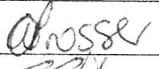


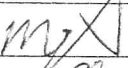




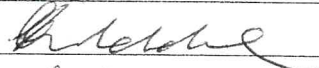
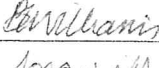







We the local Swanbourne residences & Kirkwood customers are in support of the Deli's  
Outdoor Seating application – 5 tables & 20 chairs

NAME	ADDRESS	SIGNATURE
Rhiannon Carter	34 Reeve Street Swanbourne	
Sam Wright	34 Reeve Street Swanbourne	
NICK SATTON	81b Huntress Rd, Karingup	
Dakota Tingwell	40 Clement St, Swanbourne	
Dawn Tingwell	40 Clement St, Swanbourne	
David Clapin	36 Kathleen St, Cott	
Sandra Beaumont	36 Kathleen St, Cott	
LUKE HAWKINS	5 WOOD ST SWAN	
DAVID IRWIN	8/4 AVONMORE COTT.	
PETER PYLE	152 SYDNEY RD, COBURG, VIC	
Ann Karsner	355 Malvern Street Cott	
R WRIGHT	34 REEVE ST	
Juliet Brook	39 Griver St, Cott	
Suzanne Pont	55 Lyons St, Cott	
SANTASLOVE	55 LYONS ST. COTT	
J. Marinho	249 Marmion St. Cott.	
Julie Brown	94 Hampton Rd Freo	
Michael Mullen	363 Marmion st.	
Peter Godwin	4/7, 232. Marine Pde Colleson	
Jane Travers	32 Forrest St Cott	
KIAN CROFT	37 Cross St SWAN	
M. Olson	21 Lennoxford St Swan	
B. MICHELLY	82 CLEMENT ST, SWANB.	
Merek Lundsgaard	56 Clement St	










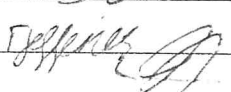

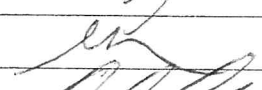


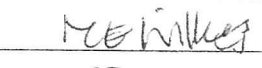








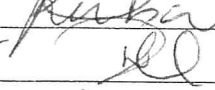
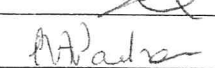

## KIRKWOOD DELI PETITION

We the local Swanbourne residences & Kirkwood customers are in support of the Deli's  
Outdoor Seating application – 5 tables & 20 chairs

NAME	ADDRESS	SIGNATURE
K TOULAS	6 WALBA WAY	
S. Ferveira	113 WATKINS W.G.V	
M. Ash	7 Blackwood Rise Eltham	
M. JONES	44 SUNSTONE DRIVE WILLOW	
Mel Chapman	49 Kathleen st	
Sam Marson	"	
Kath Hammond	548 Stirling Hwy	
Amy Prosser	63 Wood St	
Sarah Hammond	63 Kings way	
Mark Grzanka	20A North St	
Maia Simmonds	19 Winmarley St, Floreat	
BRENTON LAWS	5/453 STIRLING HWY COFF	
JUL GODBOLT	2/2 ST LEONARDS ST, MOSMAN	
CHRIS HATZEL	263 CURTIN AVE, COTTESLOE	
SHENUKA ADITYASINGHE	263 CURTIN AVE, COTTESLOE	
Erinn Litchfield	<del>263</del> 5 Knitsford St	
Bernadette Williams	158 Rochdale Rd, Mt Claremont	
David Williams	158 Rochdale Rd, Mt Claremont	
Emily Musgrave	12A Knitsford St, Swanby	
K Broadbent	21 Coast Rise	
P. Nicholls	7a Lapstick Rd, Claremont	
FIONA LEE-STEERE	31A River St, Shenton	
B. Perry	Breeze Pl Swanbourne	
J. Roberts	Eric St Cottesloe	

## KIRKWOOD DELI PETITION

We the local Swanbourne residences & Kirkwood customers are in support of the Deli's  
Outdoor Seating application – 5 tables & 20 chairs

NAME	ADDRESS	SIGNATURE
Simon BROWNFIELD	4 CRAMA CLES COTT BORDEN	
A Milne	Perthside View Nalliloo	
MICHAEL RILEY	17A BROOME ST COTTAGE	
Edy Shepherd	12 ROSENDALE ST COTT	
M. HENDERSON	9 WATTS SWANBOURNE	
N Kestell	232 BROOME ST COTT	
ANDREW BELL	18 AVALON TERR. COTT	
TOM JEFFERIES	17 KNOTS FORD ST	
CHRIS CALOR	47 WOOD ST	
Emma Bedbrook	3 GREENVILLE SWAN	
Simon Bedbrook	3 GREENVILLE STREET	
V/LEK ROWLAND	110, SHENTON RD.	
MARGARET WILKES	40 GRIFFIN ST	
ROHAN MGO	334 MANNING ST	
Sam Marson	119 KATHLEEN ST COTT	
Jan Olson	21 KENNEDY ST SWAN	
Fiona Lee	19 OWING ST SWAN	
Caroline Hawes	17 KINGSMILL ST CLARENCE	
George Kailis	7 DOTT ST SWAN	
Peta Shroang	CRAYLANDS RD CLARENCE	
Rachel Wixon	213 FEDERAL STREET COTT	
LISA REA	2/43 DAVIS RD CLARENCE	
Rhonda PARKER	18 ELIZABETH ST COTT	
Amy Fyfe	61 PERCE ST COTT	



## KIRKWOOD DELI PETITION

We the local Swanbourne residences & Kirkwood customers are in support of the Deli's  
Outdoor Seating application – 5 tables & 20 chairs

NAME	ADDRESS	SIGNATURE
Talei Prickett	30 Elizabeth St, Goff	Prickett
TONY MILNE	38 PORTLAND ST	JM
HARRY HAWSE	11 JACKSON ST SWANBOURNE STREET. NTH FREO	H16
Dawn Tingwell	40 Cleret St. Swanbourne	Dawn
J. Bourne	12 HOULET ST SWANBY	J Bourne
A. Anderson	54 FERREST ST, COTTESLOE	A Anderson
J. Rule	4 KATHLEEN ST COTTESLOE	J Rule
M. FINTHERN	29 RESOES ST	M Fintern
Meg Green	10 Knutsford St	Meg Green
CODY WEBB	27 SEAWARDALE SWANBOURNE	Cody Webb
Mark Bradley	76 Shenton Rd Swanbourne	Mark Bradley
JESS STARR	43 KARBUM PARADE	Jess Starr
COURTNEY LOX.	10 Box 204 KUNUNURRA WA	Courtney Lox
SAM C	170 HARBOUR ST	Sam C
DIANA LALOR	82 Marine	Diana Lalor
KAREN GROVES	50 HAWKSTONE ST	Karen Groves
DAVID HAWKES	2a Longroyd St M'Laury	David Hawkes
ELLIOT BRILL	6 HINDLEIGH RD	Elliot Brill
PERA HART	8 ROOSE ST GOIO	Pera Hart
MEL DRAPER	74 HAWKSTONE ST GOIO	Mel Draper
Sam Purgavie	58B NAPIER ST GOIO	Sam Purgavie
John Wadsworth-Murray	97 Solomons St Belunga	John Wadsworth-Murray
RON GRIFFITH	30 SWANSEA STREET SWAN	R Griffith
ROB HAYES	34 CLEMENT ST SWANBOURNE	Rob Hayes

## KIRKWOOD DELI PETITION









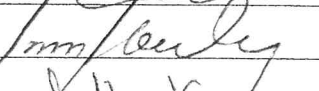


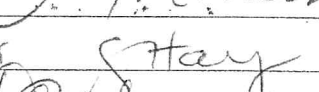



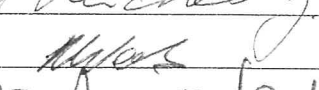
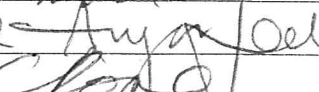


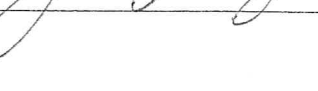




We the local Swanbourne residences & Kirkwood customers are in support of the Deli's  
Outdoor Seating application – 5 tables & 20 chairs

NAME	ADDRESS	SIGNATURE
N.M. CARRIGG	66 CLEMENT ST.	<i>N.M. Carrigg</i>
M Holmes	52 Potters Way	<i>M Holmes</i>
D. MAHER	2/30 Brighton St.	<i>D. Maher</i>
Ella McNeill	45 North St, <sup>Cottesloe</sup> Swanbourne	<i>Ella McNeill</i>
DAVID DILLON	34 NORTH ST	<i>David Dillon</i>
Dale Clayton	Jean St Hamlet Hill	<i>Dale Clayton</i>
John Anderson	22 LYON ST	<i>John Anderson</i>
Blair Collie	52 Potts Street	<i>Blair Collie</i>
Rob Wheatley	240 Marine Pde	<i>Rob Wheatley</i>
Alex Passmore	16 FEDERAZ ST	<i>Alex Passmore</i>
Bernie Underwood	22 Watt St Swanbourne	<i>Bernie Underwood</i>
ANITA ROBERTSON	34/1 GREENMAN LODGE, N. side	<i>Anita Robertson</i>
B. VINTON	40 North St Cottesloe	<i>B. Vinton</i>
H. Lee	6 Knutsford St.	<i>H. Lee</i>
Barbara Scott	80 Clement St	<i>Barbara Scott</i>
Jayn de Vostang	31 Brossey St. Swanbourne	<i>Jayn de Vostang</i>
G. Gertler-Watkinson	100 Clement St, Swanbourne	<i>G. Gertler-Watkinson</i>
L. Bunning	103 Clement St Swanb.	<i>L. Bunning</i>
Traw Boguel	19 Bournemouth pde	<i>Traw Boguel</i>
Adam Clark	99 Bethany Ct Mabley	<i>Adam Clark</i>
Nick Nock	3 MULHINS CRE, ILVA	<i>Nick Nock</i>
Julie Rochford	North St Swanbourne	<i>Julie Rochford</i>
Rossie Clarke	Salvador Street	<i>Rossie Clarke</i>
FERNS MORRIS	353 MARMION ST, COFF	<i>Ferns Morris</i>













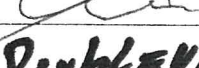
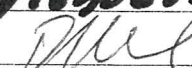


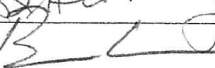




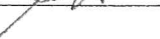



## KIRKWOOD DELI PETITION

We the local Swanbourne residences & Kirkwood customers are in support of the Deli's  
Outdoor Seating application – 5 tables & 20 chairs

NAME	ADDRESS	SIGNATURE
Rachelle Doyle	3 Eastbury Cres Swanbourne	
Clare Kessissoglou	26A Waverley St. Gt	
CH DOOMS	WALPOLE ST	
DAVID NICHEVICH	84 ERICA Ave Mt Claremont	
Ben Pearce	57 John Street, Gt.	
Alyssa Harvey	7 Davies Road Claremont	
Mitchell Mahoney	7 Davies Rd Claremont	
Nick Stanley	24 Elizabeth St Gt	
Chris Reynolds	13 Birrington Loop Swan	
J. BOGARVIS	32 OZONE PDE	
Laure Hestley	14 Anderson Street	
JO KITTS	SCARBOROUGH	
John Derickx	Swanbourne	
PAUL WILKES	46 GRIFFIN, Gt.	
Caroline Hayers	71 Mountjoy Rd, Nds	
Luke Maxwell	38 KATHLEEN STREET	
Justin Cameron	38 KATHLEEN ST	
Andy Lewin	North Street, Cottswal	
John Michelly	82 Cleveley St	
Natalia Weeks	11 Sweeting St Woodland	
Anya Seabourne	8 Jameson St Swanbourne	
Clare Pope	133 North Street	
Nick Day	133 North Street	
Jess Samuelson	39 Lyons St.	

## KIRKWOOD DELI PETITION

We the local Swanbourne residences & Kirkwood customers are in support of the Deli's  
Outdoor Seating application – 5 tables & 20 chairs

NAME	ADDRESS	SIGNATURE
Belinda Dadds	45 Napier St Cott	
George Kailu	22 Walpole St	
Aaron Dewse	22 Walpole St	
MICHAEL TRUMBULL	40 CLEMENT ST	
COOPER TRUMBULL	40 Clement st	
Nicole Gibbs	55 Sewell street	
David BARRETT	280 Marine Parade	
Louise Douglas	18 Griver St	
Renka E-w	238 Broome St	
Roly E-w	238 Broome St	
Melissa Enderby	19 Langouant Rd Swanbourne	
Michael Nitsche	11A Grant St Cottesloe	
Jordan McCarthy	11A Grant St Cottesloe	
<b>Pam Bolner</b>	<b>4/29 RAMSPACE</b>	<b>Doublevision Pilgrimage</b>
DAVID OLVENDEN	9 ELIZABETH ST	
(Charles ANALIS)	28 KATHLEEN ST	
ANDREW PEARCE	2184 BROOME ST	
JUDITH HERRING	20 LYNDON ST SWANBURNE	
SCOTT BARHAM	175 HALE RD WEMBLEY	
Kirsty Passmore	11 Flood St. TRIGG	
Paul Kent	142 High St Fanning	
Susan Fleming	Penstemon Ave	
Alex Kidd	1 Pozieres Rd Swan	
Simon Higgins	2 Challenge Rd City Rd	

## KIRKWOOD DELI PETITION

We the local Swanbourne residences & Kirkwood customers are in support of the Deli's  
Outdoor Seating application – 5 tables & 20 chairs












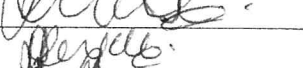



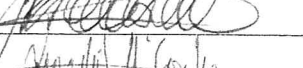


NAME	ADDRESS	SIGNATURE
Anne Meagle	179 Chamberlain St. Cott.	Meagle
Wendy Walker	26 Bomba Street	Walker
David & Ros Murchin	20 Watt St	Murchin
Andrea Murray	10 Geraldine St Cott	AM
Shane	3 Ryegate	Shane
Shane Gordon	40 Brighton St Cott	Gordon
Claire Ricciardo	18 Walpole St Swan	Ricciardo
Julia Brown	14 Navla Swan	Brown
Edward Kevin Cullen	15 Hamersley Street Cottesloe	Cullen
STEFANO BUSI	7 Cross Street, Swanbourne	Stefano Busi
VICTORIA VIDLER	7 Cross Street, Swanbourne	Victoria Vidler
EDUARDO BUSI	7 Cross Street, Swanbourne	Eduardo Busi
JACKIE SMITH	COTTESLOE	Jackie Smith
P COOKE	SWANBOURNE	P Cooke
P Phillips	Swanbourne	P Phillips
G Fletcher	Swanbourne	G Fletcher
F. Constantine	Marmion St Cott	F Constantine
JOAN LEEGER	31 Reeve St. Swan	Joan Leeger
Alexis Midgley	51 Marmion St Cott	Alexis Midgley
Leona McNaught	125 Alfred Rd M. Claremont	Leona McNaught
Frederic Peranen	12 Cross St. Swanbourne	Frederic Peranen
Cindy Brennan	6/329 Stirling Highway Claremont	Cindy Brennan
Nick Cameron	27 Abchurch Cottels	Nick Cameron
PAUL CARRIGG	66 CLAREMONT	P Carrigg

\* Happy to write letters as do need!
















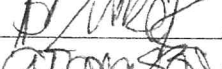
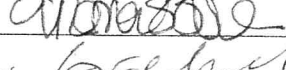
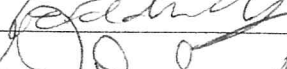








## KIRKWOOD DELI PETITION

We the local Swanbourne residences & Kirkwood customers are in support of the Deli's  
Outdoor Seating application – 5 tables & 20 chairs

NAME	ADDRESS	SIGNATURE
JENNY STEVENS	21 LYNTON ST SWANBOURNE	
Sam Gurney	8 Loma St Cottlesloe	
Daniel Fleming	7 Essex St, Fremantle	
Kirsty Browne - Cooper	18 Jameson St Swanbore	
Lynn Atkinson	12 Swansea St Swanbourne	
Yvonne Burns	3chine Place <sup>PK</sup>	
Deana Wilson	37 Irvine St <sup>Grave</sup> <sup>mint</sup>	
JULIE SHOF	15 JOHN ST Cottlesloe	
Justine Mackie	48 Clement St, Swanbourne	
David Sutton	42 NEWBY ST <sup>Fremantle</sup>	
GARETH BARTZ	6 Swanson 6175	
Rachel Roche	9B CLEMENT ST, Swanbourne	
MARK COX	72 DAVIES RD CLAREMONT	
N HIGGINS	2 CHALLENGER PDE <sup>city Beach</sup>	
J Pengelly	4110 RICHARDSON AVE <sup>Beach</sup>	
D Pengelly	4110 RICHARDSON AVE <sup>Beach</sup>	
G Ethelston	3 Korel Gdns	
J Etherston	3 Korel Gdns	
Shauna Shophua	45B Grant St	
F. Williams	7 FOXTAIL MALL STIRLING	
J. Breadsell	40a Saunders St Cam	
Lyndal McConkey	54. Hawkstone St Cottlesloe	
Rae Adame	8 Lakefarm Rte	
Annelise Ackermann	8 Lakefarm Rte	
Gerhael Taylor	60 Hawkstone St	
Tam Gibbons	14 Lynton St. Swanbourne	

## KIRKWOOD DELI PETITION

We the local Swanbourne residences & Kirkwood customers are in support of the Deli's  
Outdoor Seating application – 5 tables & 20 chairs















NAME	ADDRESS	SIGNATURE
Clementine kw	63 wood of swanbourne	
E. Costello	1196 Deane Rd Scarborough	
J. Bennett	6 Hammersley St	
A. HAYES	3A Clement St SW 6010	
P. Vinten	40 North Street Cott	
J.D.	Burdett St	
G. Gibson	25 Clement St 6010	
B STALLARD	11 EDWARD ST COTT	
Hel Chapman	49 Kathleen St Cott	
Tegan Chambers	"	
Sam Marion	"	
Riley Pattison	"	
Jai Motagpart	23 Kathleen St Cott	
Ben Zuck	" " " "	
JOANNE TOMASSONE	1 ROBIN GDS STIRLING	
GERARDINE HOGAN	71 NORTH ST SWANBURN	
KELDA JONES	21 LAWREN ST SUBURB	
J WATSON	WALPOLE ST SWAN	
C. Cole	20 Knutsford St Swanbourne	
B. Cole	"	
L Thompson	53 Grove St Cott.	
J Woodward	37R Mayfair St on + claret	
Jessica Edwards	11 Federal St Cott	
Jack Webster	27A Devon RD Sunny	



# KIRKWOOD DELI




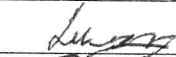






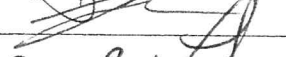





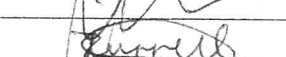

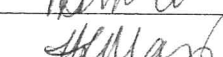
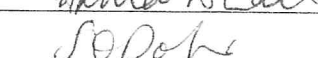
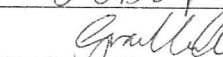



## PETITION

We the local Swanbourne residences & Kirkwood customers are in support of the Deli's Outdoor Seating application – 5 tables & 20 chairs

NAME	ADDRESS	SIGNATURE
D. BALCAH	ORSONA ST	
R. KING	SEAWARD AVE	
R. FOLT	SWANBOURNE	
R. Wilson	Swanbourne	
J. HEWITT	Swanbourne	
G. HILTON	SWANBOURNE	
D. Gurney	COTTESLOE	
A. Horner	Cottesloe	
S. STALLARD	Cottesloe	
JANE McDERMOTT	Swanbourne	
TONY JOHN	WEMBLEY	
J. ISANTIER	SWANBOURNE	
D. Henderson	Dalhousie	
Z. MOSS	SWANBOURNE/HOOLEY ST	
D. Kauls	Swanbourne	
S. HODGINS	SWANBOURNE	
P. Bennett	Swanbourne	
Louise Hughes	Cottesloe	
J. MURPHY	COTTESLOE	
L. SAGA	Swanbourne	

## KIRKWOOD DELI PETITION



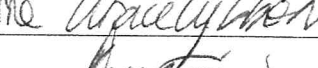




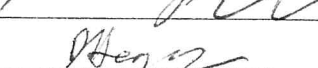















We the local Swanbourne residences & Kirkwood customers are in support of the Deli's  
Outdoor Seating application – 5 tables & 20 chairs

NAME	ADDRESS	SIGNATURE
Annabel FALKNER	26 Waltham St Swanbourne	
Toby Goyder-Ewan	28 York Tce Mosman Park	
David Ewan	24 York Tce Mosman Park	
Jen Goyder	24 York Tce Mosman Park	
Digby Goyder-Ewan	24 York Tce Mosman Park	
LEN EDDIDGE	46 ERIC ST, COTTESLOE	
DINAH TERRY	15A CORNWALL SWANBOURNE	
CHRIS McSWINEY	PO BOX 862, COTT.	
Vette Burrell	6 Hooley St Swanbourne	
Marika Lemerd	Cottesloe	
Lawson Douglas	29B Alameda Mt Clemond	
LOZ SMITH	216 GEORGE RD QUINDARUP	
DAVID MARCAND	1 CAVALLO STREET KURA	
MITCH GERRITZEN	100 STIRLING HWY	
Nesley Shaw	9 Greenville St Stone	
DESSERLE Camille	12 Swansea street	
JAMIE MANN	36A CLEMENT ST	
RUBY BURRELL	6 HOOLEY ST	
POPPY BURRELL	6 Hooley St	
Harriet Marshall	47 Mayfair St	
SARAH O'HEARY	2 Pearl Parade, Scarb	
Grace Mulder	14 Odern Cr.	
COLIN BARNETT	20 FAIRVIEW ST	
CHRISTINE BENNETT	30 ICLANDHILL ST	



## KIRKWOOD DELI PETITION




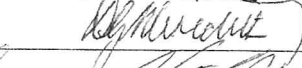











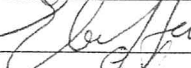






We the local Swanbourne residences & Kirkwood customers are in support of the Deli's  
Outdoor Seating application – 5 tables & 20 chairs

NAME	ADDRESS	SIGNATURE
Lizzie Kenny	22 view street Pepp	
Miranda Edmonds	27 Murrumbidgee St. Cott	
Grace Gibbons	14 Lynton St Swanbourne	
DERRY BOOTH	12 Inwood Pl 6028	
John Deddon	5 Denis St <sup>6033</sup> <del>6028</del>	
Justin Wearne	50 Cornfield Clunk	
Nicolella Casella	361 Marmion St Cott	
<del>KEITH FRANKSON</del>	<del>57 Bickley Rd, Bickley</del>	
Peter MURPHY	66 BROOME ST	
Dan Hegney	101 Victoria Avenue, Dorking	
Gemma Gaston	Albert St Osborne Park	
Sue Jones	Bickton	
Melinda Hages	22 Florence St	
<del>GARTH ILLIS</del>	<del>Cottesloe</del>	
GARTH ILLIS	BICKTON	
Brad Cottle	24 Boring St	
Emily Wiener	12 Midjallaloope Swanbourn	
Sean O'Donoghue	" "	
Gophie Kagey	23 North St Swanbourn	
R MCM	BRIGHTON ST COTTESLOE	
JIMMY PULL	68 BROOME ST, COTTESLOE	
DEB HOLLAND	7 FEDERAL ST COTTESLOE	
PETER KOHLER	5 POWELL STREET COTTESLOE	




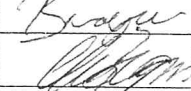



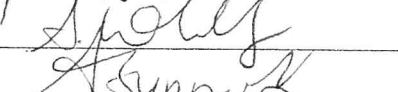
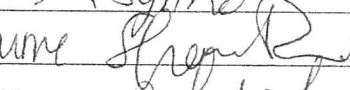




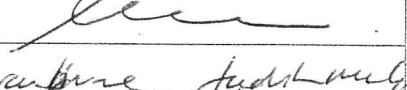

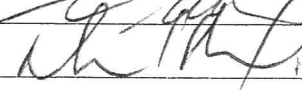





## KIRKWOOD DELI PETITION

We the local Swanbourne residences & Kirkwood customers are in support of the Deli's  
Outdoor Seating application – 5 tables & 20 chairs

NAME	ADDRESS	SIGNATURE
Odette Green	10 Knotsford St	
Paul Maher	7 Vennan	
Maura G. Jones	19 Kathleen St	
Suzanne Bogle	8 Fernu Tu Mor Ph	Suzanne Bogle
JOROTHY MEREDITH	57 Watford Dr Watermans Bay	
Rob James	18 Watt St. Swanbourne	Rob James
Marie halor	47 Wood St Swanbourne	
Carol Holmes	6 GRAHAM CRT Cottesloe	
Victoria Buttsworth	13 Clement St Swanb.	
Jeremy Buttsworth	13 Clement St Swanb.	
Bella Vinten	40 North St Cottesloe	
Ken Caswell	54 Brighton St Coll	
Rebecca King	20 Seaward Ave	
Juan Martinez	10. WESS ST FREO	
Scott Douglas	52 MARGARET ST COLL	
KATE DOUGLAS	52 MARGARET ST COLL	
Sylvia Chapman	Swanbourne	
Tim Chapman	" "	
Hank Chapman	" "	
Noah Webb	Swanbourne 6010	
Eloise Harris	Swanbourne 6010	
Edwina Cameron	11 Wood St Swanbourne	
Howard Basingthwaite	11 Wood St Swanbourne	
Zac Vinter	40 North street Cottesloe	

## KIRKWOOD DELI PETITION



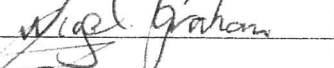
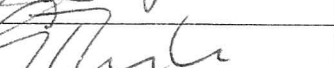
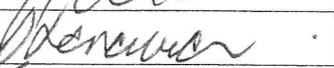




We the local Swanbourne residences & Kirkwood customers are in support of the Deli's  
Outdoor Seating application – 5 tables & 20 chairs

NAME	ADDRESS	SIGNATURE
Aoife Mc Daid	2/246 Broome Street	
Brendan Magee	2/246 Broome Street Cott	
Cleo Belgard	15 Reservoir Ck, Mosman Park	
Joseph	47 Mayfair St	
NOEMI ANON	99 Clement St	
LINDA ROSSEN	50a FIRSTAVE CLAREMONT	
Andrew Beavry	2 Ruett way	
Shawn Crawford	119 Edmund St, Healy	
Anne Wholley	1 Swanton Rd Easton	
Shi Synnot		
Shawn Rutland	216 Swansea St Swanbourne	
PERE SENOFFEN	69 STANTON RD, SWANBOURNE	
Lachlan Sean	8/26 Wellington St, Moirville	
HELEN I LETT	53 VERDUN ST. NEGANDS	
Nicola, Sam & E	Federal St, Cott	
Kylie Cross	2 Federal St Cott	
Mary Phinney	21 Ashelburndale Cott	
Tammy Bradick	North Beach Rd North Beach	
CLAY BOLLOCO	265 GAVOX ST COTT	
JUDY GRIFFITHS	30 Swansea St, Swanbourne	
SOPHIE KAGI		
NATALIE BELL	DEAKIN ST	
Mark Brady	North St	










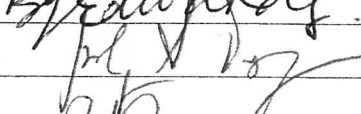








## KIRKWOOD DELI PETITION

We the local Swanbourne residences & Kirkwood customers are in support of the Deli's  
Outdoor Seating application – 5 tables & 20 chairs

NAME	ADDRESS	SIGNATURE
LOUISE CRAMER	1 Renown Ave Claremont	
LUCY CURNOW	33 IRVINE ST PEPERMINT CIRCLE	
B ATKINSON	CROSS ST SWAN	
C BUCHANAN	SALISBURY ST Cott	
M. WELLS	Jacaranda Ave Mt Lawley	
MARY EDWARDS	Grand Boulevard Doncaster	
C. PERKINS	34 Reservoir St Claremont	
L. BOURGARD	3 Raine Terrace Warrithrop	
Lewis Locke	16/401 Oxford St Mt Hawthorn	
Joe Smith	55 Goldsmithy Rd Camberley	
M SHAVE	164 Marnell Ct Cottesloe	
C A ROE ROBBINS	4/40 PLYMOUTH ST MAFRA	
M. WADDELL	276 THE BOWENUS COTTAGE	
J. Smith	58 Chipping Road	
D. Hill	17 Belvoir cres	
N GRAMM	52 Coogee St Mt Hawthorn	
M. Light	2/10 Gadsdon St, Cottesloe	
G. RICE	4 CATHERINE ST Cott	
Stoneman	5B North St	
Tim Vary	27 Albert St Claremont	
IAN DODD	30 Karbin Parade	
J. Etherington	9 Thecombe M.P.	
S. KYRON	2 LYONS ST Cott.	

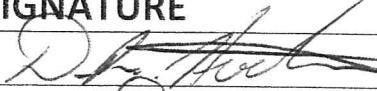


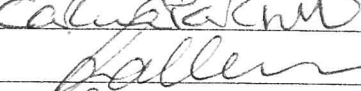

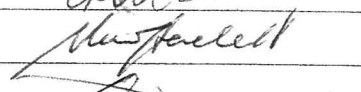

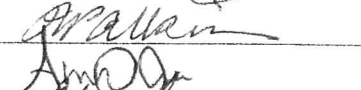











## KIRKWOOD DELI PETITION

We the local Swanbourne residences & Kirkwood customers are in support of the Deli's  
Outdoor Seating application – 5 tables & 20 chairs

NAME	ADDRESS	SIGNATURE
Alistair Harris	119 North St	
Claire Campbell	132 Samson St	
Julius Jeppe	132 Samson St	
Tania Rodwell	22 Jumbell St	
Tim Moore	9 Clarendon St Cott	
STEPH AUSTIN	2 CEANT ST COTT	
John Andrews	ALFRED RD	
JANE EDWARDS	148 Milgorn	
C. DAVIS	12 Lyons St Cott.	
Di Lambert	11 Lynton St Swanb	
Kristi Smith	" "	
Laren Cheir	4 Aceway Lane Swanb	
Nathalie Kailis	2 Wongahilly Swanbourne	
Bianca Edwards	11 Federal St Cott	
S. RATHBON	213 Vic St M. Pl	
annie bradley	18 North St Cott	
Sally Siebmeyer	26 Floreat Ave Floreat	
C. MONKS	42 Broomie St Cott	
Hennings Sue Votke	258a Marine Pde	
TRACY RUSSELL	358 Marmion Street	
ANNA NEUMANN	1 HAINING AVENUE	
MONTY KAMUNGO	17 Meadow Brook Blvd	
RENATO BRUNO	PO BOX 6145 SWANBOURNE	

## KIRKWOOD DELI PETITION

We the local Swanbourne residences & Kirkwood customers are in support of the Deli's  
Outdoor Seating application – 5 tables & 20 chairs

NAME	ADDRESS	SIGNATURE
DAVID HOOTER	86 MARINE RD	
DAVID PAYNE	30 Brighton St Cottlesloe	
TERRY JOHNSON	GRANT ST. COTT	
KENNETH RICHMOND	28 HOLLOWAY <sup>RAVENSWOOD</sup> TN	
KAREN PARFITT	1 WILLIAM ST COT	
Amanda Allen	18 Oronsay rd Greenwood	
Ella Cradiger	12 Salisbury St Cottlesloe	
Olivia Hill	2A Lyons Street Cott	
Neil Hackett	27 Kathleen St Cott	
John Scott	73 North St Swan	
MARNIE SITIKUS	9 WALBA WAY 6010	
Adrian Atkins	24 Oulton St MIP	
ALAINA CLARKE	28 COAST RISE 6010	
Scott Clarke	28 Coast Rise 6010	
Kate Daniele	East Fremantle 6158	
Ben Atherton	4/4 Gadsden St. Cottlesloe	
Angie Bosman	" " "	
Alan O'Connell	8 mitford St 6010	
SANDRA GILSON	5 GOERLEY ST 6114	
Kate Foxthway	57 Maugham St Cott	
Keith Gareja	2 HARVEY RD, SWANSEA PARK	
John Salmon	2 Federal St - Cott	
DI CHAVES	232 <del>132</del> MARION ST	
ADAM DAVEY	11 Lovegrove	



# KIRKWOOD DELI PETITION

We the local Swanbourne residences & Kirkwood customers are in support of the Deli's Outdoor Seating application – 5 tables & 20 chairs

[illegible]

## KIRKWOOD DELI PETITION

We the local Swanbourne residences & Kirkwood customers are in support of the Deli's  
Outdoor Seating application – 5 tables & 20 chairs

NAME	ADDRESS	SIGNATURE
MIMI LIPSLOMBE	49 LYONS ST COTTESLOE	
Paul Bardetta	45 Fairlight St Mossy	
Theresa Fering	9 Merton Pl CLAREMONT	
Dave Jackson	32 Broome St. Cott.	
Bar Puer	38 Griver St Cott	
Peter Woods	10 Brighton St, Cott	
Erin Cleaver	10 Brighton St, Cott	
Guido Berini	19 John St Cott	
Sophia Berini	19 John St Cott.	
MICHELLE NEBB	20 SERVETUS ST SW.	
SARA JACOB	36 Reere St Swanbourne	
WELLS L	119 Overton Lane Cott	
Roger Coor	5 FAULKNER CIRCL SW 1A	
SHAUN TONKINSON	3A CORNWALL ST	
DEB WARSON	HANZ STONE ST	
SETH CARTER	MOPSA WAI	
JOSH DOWN	31 Corkhill St	
KERRY GARRICK	12 REEVE ST	
SHERIN POURZAND	6 LORKHILL ST, NTH FREO	
Sarah Boshart	Jersey St Tellimont	
Kevin White	43 Pascoe St Karingip	
De Wit	Swanbourne	
NATHAN CARBONE	CLAREMONT	
Bruce Gummer	48 Kathleen St, Cottesloe	

## KIRKWOOD DELI PETITION

**We the local Swanbourne residences & Kirkwood customers are in support of the Deli's  
Outdoor Seating application – 5 tables & 20 chairs**

[illegible]