City of Nedlands

MINUTES

Ordinary Council Meeting

Wednesday 23 September 2026

These Minutes are Subject to Confirmation

Prior to acting on any resolution of the Council contained in these Minutes, a check should be made of the Ordinary Meeting of Council following this meeting to ensure that there has not been a correction made to any resolution.

Disclaimer

Members of the public who attend Council Meetings should not act immediately on anything they hear at the meetings, without first seeking clarification of Council's position. For example, by reference to the confirmed Minutes of Council meeting. Members of the public are also advised to wait for written advice from the Council prior to taking action on any matter that they may have before Council.

Any plans or documents in agendas and minutes may be subject to copyright. The express permission of the copyright owner must be obtained before copying any copyright material.

Table of Contents

1 DECLARATION OF OPENING 5

2 PRESENT AND APOLOGIES AND LEAVE OF ABSENCE (PREVIOUSLY APPROVED) 5

3 PUBLIC QUESTION TIME 6

4 ADDRESSES BY MEMBERS OF THE PUBLIC 6

5 REQUESTS FOR LEAVE OF ABSENCE 6

6 PETITIONS 7

7 DISCLOSURES OF FINANCIAL INTEREST 7

8 DISCLOSURES OF INTERESTS AFFECTING IMPARTIALITY 7

9 DECLARATIONS BY MEMBERS THAT THEY HAVE NOT GIVEN DUE CONSIDERATION TO PAPERS 7

10 CONFIRMATION OF MINUTES 7

10.1 Ordinary Council Meeting held Wednesday, 26 August 2026 7

10.2 Special Council Meeting held Wednesday, 16 September 2026 8

11 ANNOUNCEMENTS BY THE PRESIDING MEMBER WITHOUT DISCUSSION 9

12 MEMBERS ANNOUNCEMENTS WITHOUT DISCUSSION 9

13 MATTERS FOR WHICH THE MEETING MAY BE CLOSED 10

14 MINUTES OF COUNCIL COMMITTEES AND ADMINISTRATIVE LIAISON WORKING GROUPS 10

14.1 Audit, Risk and Improvement Committee held Wednesday, 9 September 2026 10

15 DIVISIONAL REPORTS - CITY DEVELOPMENT AND REGULATORY SERVICES 11

15.1 Endorsement of Scheme Amendment No. 20 - Lots 325-329 Bedford Street, Nedlands 11

15.2 Rescission of Local Planning Policy 7.7 - Public Open Space Contributions 68

16 DIVISIONAL REPORTS - CITY PERFORMANCE AND COMMUNITY DEVELOPMENT 80

16.1 Monthly Accounts Paid - July 2026 80

16.2 Percent for Public Art contribution for Nedlands Reserve 145

16.3 Monthly Financial Report - July 2026 183

16.4 Quarter 4 Performance Report - 2025/26 195

16.5 Monthly Accounts Paid - August 2026 209

17 DIVISIONAL REPORTS - CHIEF EXECUTIVE OFFICER 260

17.1 Council Plan 2023-33-Corporate Business Plan Review 2026/27-2029/30 260

17.2 Compliance Audit Return 2025 321

18 DIVISIONAL REPORTS - CITY INFRASTRUCTURE AND ENVIRONMENT 357

19 COUNCIL MEMBERS NOTICE OF MOTIONS OF WHICH PREVIOUS NOTICE HAS BEEN GIVEN 358

20 URGENT BUSINESS APPROVED BY THE PRESIDING MEMBER OR BY DECISION 359

20.1 Annual Report 24/25 359

21 CONFIDENTIAL ITEMS 360

21.1 Charles Court Reserve Lighting Upgrade 361

22 DECLARATION OF CLOSURE 363

1 DECLARATION OF OPENING

The Presiding Member declared this Ordinary Meeting of the Council of the City of Nedlands open at 5:02 pm.

The Presiding Member acknowledged the traditional custodians of this land, the Whadjuk people of the Nyoongar Nation, and paid respects to culture and Elders, past and present. The Presiding Member acknowledged that the City of Nedlands also values the contributions made to the community over the years by people of diverse backgrounds and cultures, including those who have served and sacrificed.

It was confirmed that this meeting was being live streamed and recorded and reference was made to the disclaimer on page 2 of the agenda.

2 PRESENT AND APOLOGIES AND LEAVE OF ABSENCE (PREVIOUSLY APPROVED)

Councillors

Ms L Browner	Mayor (Presiding Member)
Ms E Claplin	Councillor | Coastal Ward
Mr S Kobelke	Councillor | Coastal Ward
Ms J Matthews	Deputy Mayor | Dalkeith Ward
Mr C Pan	Councillor | Dalkeith Ward
Ms R Kristensen	Councillor | Hollywood Ward
Dr G Ruscoe	Councillor | Hollywood Ward
Mr J Coleman	Councillor | Melvista Ward
Ms R Coghlan	Councillor | Melvista Ward (online)

Staff

Mr P Martin	Chief Executive Officer
Ms N Jennings	Acting Director City Performance and Community Development
Mr B Thompson	Director City Development and Regulatory Services
Mr S Amasi	Director City Infrastructure and Environment
Mr J Allen	Manager Governance and Risk Management
Ms R Stanton-Horne	Executive Officer to CEO (minutes)
Mr Emille van Heyningen	Manager Urban Planning and Development

Apologies
0

Leave of Absence
0

Public
1

Media
1

3 PUBLIC QUESTION TIME

Public question time commenced at 5.03pm.

There were no public questions.

Public question time concluded at 5.04pm.

4 ADDRESSES BY MEMBERS OF THE PUBLIC

Addresses by Members of the Public time commenced at 5.04pm.

There were no public addresses.

Addresses by Members of the Public time concluded at 5.04pm.

5 REQUESTS FOR LEAVE OF ABSENCE

Council Decision

That Mayor Leonie Browner's request for a Leave of Absence for the period of Saturday, 26 September 2026 to Sunday, 11 October 2026 inclusive, be GRANTED.

Moved: **Mayor Leonie Browner** **Seconded:** **Cr Eliza Clapin**

CARRIED UNANIMOUSLY 9-0

For: **Mayor Leonie Browner, Cr Jenny Mathews, Cr Eliza Clapin, Cr Julian Coleman, Cr Rebecca Anne Coghlan, Cr Rachel Kristensen, Cr Stephen Kobelke, Cr Charles Pan and Cr Glenn Ruscoe**

Against: **Nil**

Council Decision

That Councillor Rebecca Ann Coghlan's request for a Leave of Absence for the period of Saturday 26 September 2026 to Wednesday, 28 October 2026 inclusive be GRANTED.

Moved: **Cr Eliza Clapin** **Seconded:** **Cr Rachel Kristensen**

CARRIED UNANIMOUSLY 9-0

For: **Mayor Leonie Browner, Cr Jenny Mathews, Cr Eliza Clapin, Cr Julian Coleman, Cr Rebecca Anne Coghlan, Cr Rachel Kristensen, Cr Stephen Kobelke, Cr Charles Pan and Cr Glenn Ruscoe**

Against: **Nil**

Council Decision

That Councillor Glenn Ruscoe's request for a Leave of Absence for the period of Saturday 17 October to Saturday 31 October inclusive be GRANTED.

Moved: **Cr Glenn Ruscoe** **Seconded:** **Mayor Leonie Browner**

CARRIED UNANIMOUSLY 9-0

For: **Mayor Leonie Browner, Cr Jenny Mathews, Cr Eliza Clapin, Cr Julian Coleman, Cr Rebecca Anne Coghlan, Cr Rachel Kristensen, Cr Stephen Kobelke, Cr Charles Pan and Cr Glenn Ruscoe**
Against: **Nil**

6 PETITIONS

Nil

7 DISCLOSURES OF FINANCIAL INTEREST

Nil

8 DISCLOSURES OF INTERESTS AFFECTING IMPARTIALITY

Councillor Charles Pan declared an interest affecting impartiality for Item 21.1 - *Some residents in close proximity of Charles Court Reserve are known to me.*

9 DECLARATIONS BY MEMBERS THAT THEY HAVE NOT GIVEN DUE CONSIDERATION TO PAPERS

Nil

10 CONFIRMATION OF MINUTES

10.1 Ordinary Council Meeting held Wednesday, 26 August 2026

Officer Recommendation and Council Decision

The Minutes of the Ordinary Council Meeting held Wednesday, 26 August 2026 are to be CONFIRMED.

Moved: **Cr Rachel Kristensen** **Seconded:** **Cr Eliza Clapin**

CARRIED UNANIMOUSLY 9-0

For: **Mayor Leonie Browner, Cr Jenny Mathews, Cr Eliza Clapin, Cr Julian Coleman, Cr Rebecca Anne Coghlan, Cr Rachel Kristensen, Cr Stephen Kobelke, Cr Charles Pan and Cr Glenn Ruscoe**
Against: **Nil**

10.2 Special Council Meeting held Wednesday, 16 September 2026

Officer Recommendation and Council Decision

The Minutes of the Special Council Meeting held Wednesday, 16 September 2026 are to be CONFIRMED.

Moved: **Cr Jenny Mathews** **Seconded:** **Cr Rachel Kristensen**

CARRIED UNANIMOUSLY 9-0

For: **Mayor Leonie Browner, Cr Jenny Mathews, Cr Eliza Clapin, Cr Julian Coleman, Cr Rebecca Anne Coghlan, Cr Rachel Kristensen, Cr Stephen Kobelke, Cr Charles Pan and Cr Glenn Ruscoe**
Against: **Nil**

11 ANNOUNCEMENTS BY THE PRESIDING MEMBER WITHOUT DISCUSSION

Mayor L Browner announced as follows:

I would like to provide a brief update to the community on my official activities over the past month.

I have continued to meet with a broad range of community members, organisations and stakeholders. This has included meeting with Bret Christian, the owner of The Post newspaper and prospective business operators interested in establishing themselves in the City of Nedlands.

I met with the Director of the Office of Australian War Graves and attended a community consultation session for the Dutch Annex and the Garden of Remembrance,

I have also met with representatives from the Claremont Junior Football Club and Nedlands Rotary, residents of Croydon Street, and Mount Claremont community representatives regarding proposed changes to the Graylands Hospital facility. Cr Clapin, Cr Pan and I visited the Men's Shed operated by Dalkeith Rotary at the Claremont Showgrounds. These are valuable opportunities to hear directly from our community and to better understand the issues that are important to residents.

It was also a pleasure to preside over my second Citizenship Ceremony and to welcome a further group of new Australian citizens to our community.

From a governance perspective, I attended a meeting of the Audit, Risk and Improvement Committee and participated in PRIS training. Councillors have also continued their strategic work through a concept forum on the Sustainability Strategy. We have also been progressing the process for establishing performance indicators for our CEO, which will provide an important framework for monitoring progress against Council's priorities.

I also represented the City at WALGA's Regional State Council and was pleased to give a presentation on the Visitor Economy. I subsequently attended the WALGA Annual Conference, which provided another valuable opportunity to engage with local government representatives from across Western Australia and to share ideas and experiences.

I would like to thank everyone who has taken the time to meet with me and with councillors over the past month. These conversations are an important part of understanding our community and informing the work of Council.

12 MEMBERS ANNOUNCEMENTS WITHOUT DISCUSSION

Cr R Coghlan congratulated the City and the Planning team for their great work and recognition for being nominated for an award.

13 MATTERS FOR WHICH THE MEETING MAY BE CLOSED

Item 21.1 - Charles Court Reserve Lighting Update

14 MINUTES OF COUNCIL COMMITTEES AND ADMINISTRATIVE LIAISON WORKING GROUPS

14.1 Audit, Risk and Improvement Committee held DAY and DATE

Officer Recommendation and Council Decision

The Minutes of the Audit, Risk and Improvement Committee held Wednesday 9 September 2026 are to be NOTED.

Moved: Cr Stephen Kobelke **Seconded: Cr Charles Pan**

CARRIED UNANIMOUSLY 9-0

For: **Mayor Leonie Browner, Cr Jenny Mathews, Cr Eliza Clapin, Cr Julian Coleman, Cr Rebecca Anne Coghlan, Cr Rachel Kristensen, Cr Stephen Kobelke, Cr Charles Pan and Cr Glenn Ruscoe**

Against: **Nil**

15 DIVISIONAL REPORTS - CITY DEVELOPMENT AND REGULATORY SERVICES

15.1 Endorsement of Scheme Amendment No. 20 - Lots 325-329 Bedford Street, Nedlands

Report Number	**DRS14.09.26**
Applicant	Hex Design & Planning
Disclosure of Interest	Nil
Voting Requirements	Simple Majority
Authority/Discretion	Legislative
Contributing Officer	Luke Smith - A/Coordinator Strategic Planning
Responsible Officer	Casey Hill – A/Manager Urban Planning and Development
Director	Bruce Thompson - Director City Development and Regulatory Services
Attachments	1. Attachment 1 - Scheme Amendment No. 20 Report [**15.1.1**] 2. Attachment 2 - Schedule of Submissions [**15.1.2**] 3. Attachment 3 - Traffic Impact Assessment [**15.1.3**] 4. Attachment 4 - Community Petition - Scheme Amendment No. 20 - Rec. 10.06.2026 [**15.1.4**]

Purpose

The purpose of this report is for Council to make a recommendation for endorsement on Scheme Amendment No. 20 to Local Planning Scheme No. 3 (LPS3) following community consultation on rezoning a portion of Bedford Street, Nedlands. The amendment proposes a density increase of R10 to R40 along the northern side of Bedford Street between Dalkeith Road and Baird Avenue covering five residential lots.

Officer Recommendation

That Council:

1. **Pursuant to Section 75 of the Planning and Development Act 2005 and in accordance with Regulation 41(3)(a) of the Planning and Development (Local Planning Schemes) Regulations 2015, ENDORSES Amendment No. 20 to the City of Nedlands Local Planning Scheme No. 3 as detailed in Attachment 1 - Amendment No. 20 Scheme Amendment Report.**
2. **AUTHORISES the CEO to sign relevant documents and submit a copy of the Scheme Amendment No. 20 report and any other relevant documents to Western Australian Planning Commission (WAPC) within twenty-one (21) days of the Resolution, in accordance with Regulation 44(1) of the Planning and Development (Local Planning Schemes) Regulations 2015.**
3. **In accordance with Part 6 Clause 47(d) of the Deemed Provisions of Schedule 2 of the Planning and Development (Local Planning Schemes) Regulations**

2015, RECOMMENDS that a condition requiring the preparation and approval of a Local Development Plan be imposed on the proposed Scheme Amendment for the purposes of proper and orderly planning, to mitigate potential adverse built form impacts on the adjoining northern R10-zoned properties.

Moved: Cr Rachel Kristensen Seconded: Cr Stephen Kobelke

LOST 2-7

For: Mayor Leonie Browner and Cr Glenn Ruscoe
Against: Cr Jenny Mathews, Cr Eliza Clapin, Cr Julian Coleman, Cr Rebecca Anne Coghlan, Cr Rachel Kristensen, Cr Stephen Kobelke and Cr Charles Pan

Cr Rebecca Anne Coghlan proposed an Alternative Motion.

Alternative Motion and Council Decision

1. **Pursuant to regulation 50(3)(c) of the Planning and Development (Local Planning Schemes) Regulations 2015, resolves NOT TO SUPPORT Scheme Amendment No. 20 to Local Planning Scheme No. 3, relating to the proposed change in density coding from R10 to R40 at Nos. 1–9 (Lots 325–329) Bedford Street, Nedlands.**
2. **RESOLVES that Scheme Amendment No. 20 not progressed further and discontinued.**
3. **AUTHORISES the Chief Executive Officer to notify the Western Australian Planning Commission (WAPC) of Council's resolution and provide the required documentation and reasons in accordance with regulation 53 of the Planning and Development (Local Planning Schemes) Regulations 2015.**

Moved: Cr Rebecca Anne Coghlan Seconded: Cr Rachel Kristensen

CARRIED 7-2

For: Cr Jenny Mathews, Cr Eliza Clapin, Cr Julian Coleman, Cr Rebecca Anne Coghlan, Cr Rachel Kristensen, Cr Stephen Kobelke and Cr Charles Pan
Against: Mayor Leonie Browner and Cr Glenn Ruscoe

Reason:

- Regulation 50 (3) C is the primary statutory authority in this resolution.
- Council has considered the submissions received during the public consultation period and considers the number and nature of submissions opposing the proposed amendment to be a significant consideration in determining not to support the amendment.
- The proposed increase from R10 to R40 has the potential to establish an undesirable precedent for further site-specific increases in residential density, particularly while the City is undertaking its broader review of its Local

Planning Strategy and considering the appropriate strategic approach to future residential density across the municipality.

- It is preferable for decisions concerning residential density and the distribution of additional dwelling capacity to be considered through the City's strategic planning framework and Local Planning Strategy review, rather than through isolated site-specific scheme amendments.
- The City is already contributing to and meeting its applicable residential density and infill requirements and therefore considers that there is no demonstrated need for this site-specific amendment to achieve the City's density objectives.
    - The City has advised that existing planning settings already provide sufficient dwelling capacity to accommodate the State's forecast requirement of approximately 4,320 additional dwellings by 2050. When substantial surplus capacity already exists, the need for a site-specific increase from R10 to R40 has not been clearly demonstrated.
    - Capacity already exceeds forecast demand - Approximately 1,160 additional dwellings have reportedly been delivered using only around 5.5% of the City's identified dwelling capacity. On that basis, the City's existing capacity appears to exceed the State's forecast requirement by approximately 388%, suggesting there is no immediate urgency to accelerate additional density through ad hoc amendments.
- The current R10 coding should remain in place pending the completion of the Local Planning Strategy review, at which time the strategic need, location and appropriate scale of any future density changes can be considered in a coordinated and municipality-wide manner. This provides a more orderly, transparent and strategically coordinated approach than pursuing isolated rezoning proposals ahead of the completion of that review.
- Cumulative community impacts are already significant - Residents in this area have experienced considerable change through redevelopment, increased traffic, parking pressures, construction activity and ongoing uncertainty. Before introducing further density, it is reasonable to acknowledge and assess the cumulative effect of changes that have already occurred.
- Residents deserve planning certainty and time to adapt - Communities need an opportunity to understand, adapt to and plan for the developments that have already been approved, as well as those that can occur under existing zoning. It is reasonable for residents to expect a period of stability following significant planning change rather than continual incremental increases in density.
- The decision to discontinue Scheme Amendment 20 is low risk.

Background

Scheme Amendment 20 has been prepared by Hex Design and Planning on behalf of the landowners that reside at HN 1-9 (Lots 325-329) Bedford Street, Nedlands. The application was formally submitted in October 2025 and proposes a density increase from R10 to R40. At the Ordinary Council Meeting held on the 10 December 2025, Commissioners resolved the following:

1. *INITIATES Scheme Amendment No. 20 to the City of Nedlands Local Planning Scheme No. 3 in accordance with Clause 35 of the Planning and Development (Local Planning Schemes) Regulations 2015, as shown in the Scheme Amendment Report and Map within Attachment 1.*

2. *CONSIDERS that the amendment is a 'Standard Amendment' in accordance with Planning and Development (Local Planning Schemes) Regulations 2015 (LPS Regulations) Clause 35(2) for the following reasons:*
   a) *The proposed amendment is consistent with the Council's Local Planning Strategy; and*
   b) *The proposed amendment does not result in any significant environmental, social, economic or governance impacts on land in the scheme area.*

3. *INSTRUCTS the CEO to refer Scheme Amendment No. 20 to Local Planning Scheme No. 3 to the West Australian Planning Commission (WAPC) in accordance with Clause 46B of the Planning and Development (Local Planning Schemes) Regulations 2015 for consent to advertise.*

In conjunction with the above resolution, the City was granted consent to advertise from the WAPC on 9 April 2026. This report will discuss the outcomes of the consultation process as well as its assessment and external referrals process.

Discussion

The subject site is within the locality of Nedlands and is bound by three streets namely Bedford Street, Dalkeith Road and Baird Avenue. The land details of the lots subject to this amendment can be found in **Table 1** below:

Metropolitan Region Scheme Zone	Urban
Existing Local Planning Scheme Zone	Residential – R10
Proposed Local Planning Scheme Zone	Residential – R40
Total Land area	5,063m^2

Table 1: Subject Sites Land Specifications.

The subject sites are surrounded by a mix of medium and low-density residential development as can be seen in **Figure 1** below.

Sites

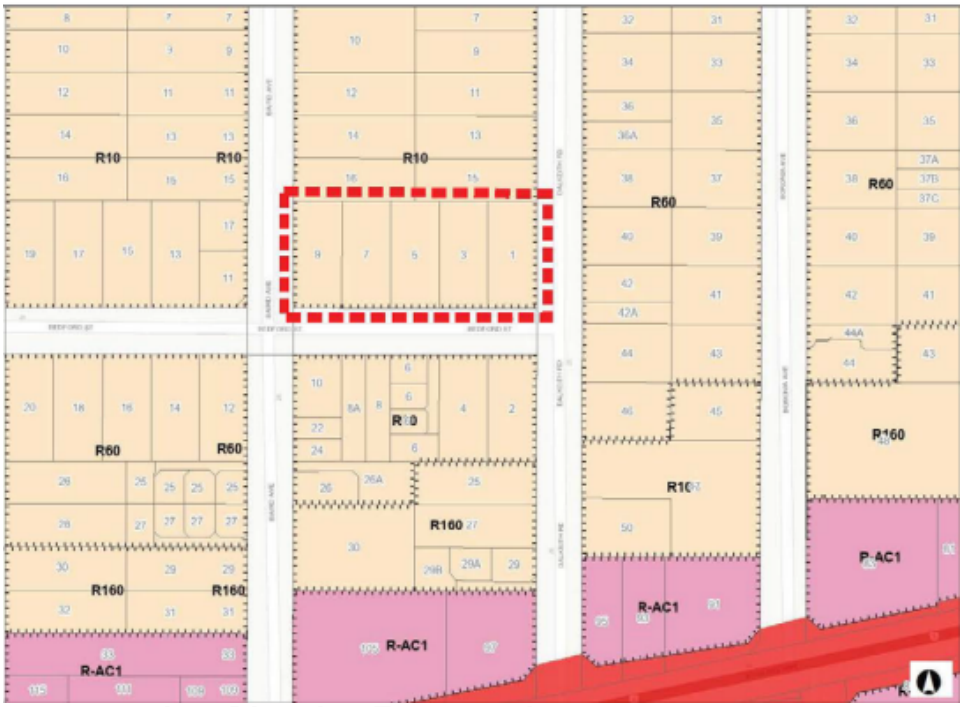

Figure 1: Zoning Details of Subject and Surrounds.

Assessment against Planning Framework

Metropolitan Region Scheme

The subject site is zoned 'Urban' under the Metropolitan Region Scheme (MRS). The change of densities will not lead to a change of use and will continue to be consistent with the urban zone under the MRS.

Perth & Peel @ 3.5 Million

Perth & Peel @ 3.5 Million is a strategic planning document that aims to ensure there will be suitable land available for housing and employment to accommodate a 2050 population in the metropolitan area of 3.5 Million.

Within this broader regional planning strategy, the City is prescribed density targets under the Central Sub-Regional Planning Framework. A total of 4,320 additional dwellings are expected to be delivered by 2050 through the densities provided in LPS3. The proposed amendment is expected to deliver anything between 20-45 new dwellings that will provide a contribution towards the dwelling target.

City of Nedlands Local Planning Strategy

The subject land is located within a target growth corridor transitional zone north of Stirling Highway. The strategy indicates that the subject lots fall on the border between the first and second transitional zones. The goal of the transitional zone is to act as a gradual buffer between intense areas of urban growth and low density suburban residential areas. This amendment represents the first step in creating a more consistent streetscape along Bedford Street rather than having one side as low-density single houses and the other as medium-high density with diverse housing types. Rezoning to R40 will allow for a smoother transition between the precincts and increase housing diversity and choice for the locality.

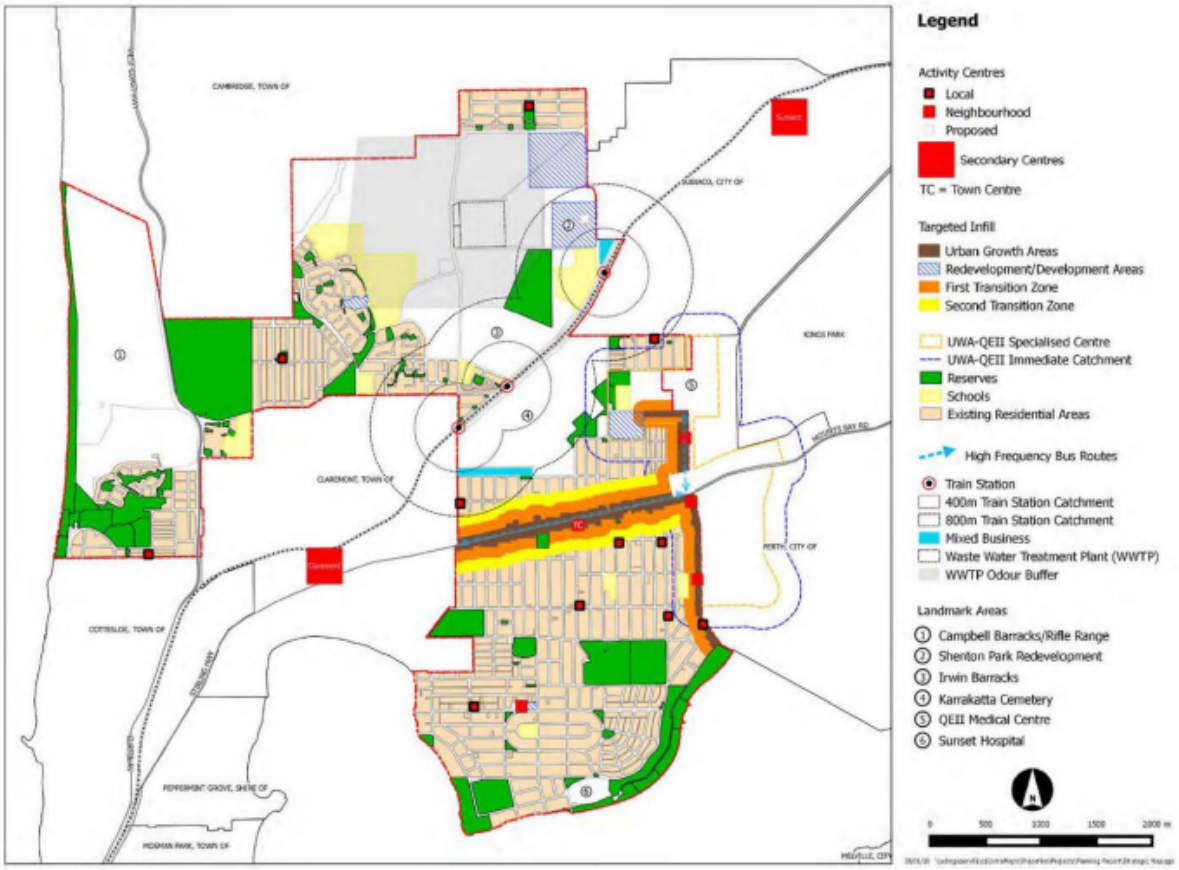

Figure 2: Local Planning Strategy: Activity Centre Map

Draft Local Planning Strategy

It is acknowledged that the Scheme Amendment has been submitted while the City is undertaking a review of its Local Planning Strategy. While it is too early to determine whether the draft Strategy will identify Bedford Street for potential rezoning, it is anticipated that the key themes and strategic directions of the current Local Planning Strategy will largely be retained. In this regard, the role of transitional areas surrounding key activity corridors is likely to remain a relevant consideration in the revised Strategy.

City of Nedlands Local Planning Scheme No. 3

During the drafting of Local Planning Scheme No.3 (LPS3), Bedford Street was subject to a variety of proposed plans to amend the zoning. However, due to the complications surrounding the gazettal of LPS3 none of these proposals came to fruition. A list of the previous proposals is listed below:

- December 2016 – The initial draft version of LPS3 proposed a Special Control Area (SCA) over the lots and allowed the properties to develop at R50 standards if undertaken prior to subdivision. This did not progress due to lack of support from the WAPC.

- December 2017 – In the advertised version of the LPS3 the subject sites were zoned R60 alongside the remainder of that area of Bedford Street. Modifications were then requested post-advertising by Council due to their non-support.
- July 2018 –Council requested to modify the zoning within this area to allow for dual coding. The development requirements for the higher zoning code were complex and the WAPC is generally not supportive of split density zoning which led to this proposal also not progressing.
- April 2019 – The final gazetted version of the Scheme reverted the zoning back to R10 and the initial amendment to bring back the advertised R60 zoning was not initiated soon after the gazettal.

The above history has been provided to illustrate the history of City-led proposals within the precinct.

Built Form Outcomes

Despite acting as a transitional zone between medium and lower density housing the City acknowledges that there are significant differences between the dwelling typologies of the current and proposed zones as per **Table 2** below:

R-Code Development Guidelines	**R10**	**R40**
Building Height	8.5m-10m (2 storeys)	• 8m-10m (2 storeys) – Grouped Dwellings • 2 Storeys (Multiple Dwellings)
Average Lot Size (Single & Grouped Dwelling)	1000sqm	220sqm
Minimum Lot Size (Single & Grouped Dwelling)	875sqm	180sqm 115sqm (Multiple Dwelling)
Plot Ratio (Multiple Dwellings)	N/A	0.65 (as per Part C)
Rear Setback	6m (discretionary)	As per wall dimensions within R-Codes
Boundary Walls	Not Permitted	Maximum two-thirds the length of the lot boundary the wall abuts. Maximum 3.5m height.
Primary Street Setback	9m (discretionary)	2m (discretionary)

Table 2: Comparison of development standards between the existing and proposed zonings.

When reviewing the proposed built form standards, it is evident that careful consideration must be given to managing the interface between the proposed medium-density development and the lower-density residential properties immediately to the north. These concerns primarily relate to the development potential afforded by the R40 coding, particularly the ability to construct boundary walls adjacent to properties zoned R10. This may result in an inequitable outcome, as boundary walls are generally

not permitted under the R10 coding, creating an inconsistent built form outcome between adjoining properties.

It is also important to note that the built form criteria outlined in Table 2 are deemed-to-comply standards and do not require development approval unless a variation to the prescribed standards is sought.

To mitigate potential impacts on the adjoining R10 properties, it is recommended that a Local Development Plan (LDP) be required as a condition of approval. An LDP establishes specific design requirements and built form controls that must be adhered to, ensuring a coordinated and consistent development outcome across the affected area. If adopted, the requirement for an LDP would necessitate the preparation (applicant) and approval (City) of an LDP for the five lots subject to this proposal prior to subdivision occurring. The LDP can further address other built form concerns such as site cover and vehicle access.

Amenity Impacts

The following section considers the potential amenity impacts of the proposed Scheme Amendment on the surrounding locality. Below is the City's assessment of each issue, while **Attachment 2 – Schedule of Submissions** contains responses to the specific concerns raised by individual submitters.

Environmental Impacts

The City has previously adopted Local Planning Policy – Tree Retention: R25–R80, which provide an enhanced framework for the protection and retention of significant trees on private land. Should the amendment proceed, Local Planning Policy 3.4 – Tree Retention: R25–R80 would apply to the subject sites.

While redevelopment will inevitably occur in the future, the policy framework requires the retention of significant trees to be considered as part of the development design process. This reduces the potential for broad-scale vegetation clearing and promotes the incorporation of existing tree canopy within redevelopment proposals where practicable. Where tree removal is proposed, it must be appropriately justified and will be assessed on its merits through the development application process.

Concerns regarding potential environmental impacts were also considered through referral of the amendment to the Environmental Protection Authority (EPA). In February 2026, the EPA advised that the proposal did not warrant formal assessment under the Environmental Protection Act 1986, indicating that the amendment is not expected to result in significant environmental impacts.

Neighbourhood Character

While the proposed Scheme Amendment would facilitate an increase in residential density and greater built form, the existing framework already provides scope for the alteration or redevelopment of the traditional dwellings. Where a property possesses heritage significance, owners or interested parties may seek its inclusion in the City's

Local Heritage Survey and/or Local Heritage List in accordance with the City's heritage processes.

The precinct currently functions as a transitional zone, with Bedford Street dividing higher-density properties near Stirling Highway from lower-density areas closer to Carrington Street. However, using the midpoint of Bedford Street as the transition has resulted in an inconsistent streetscape, with medium-high density developments facing low density housing without a gradual reduction in built form. This is not as notable further west of Bedford where properties are orientated easterly/westerly, however, is emphasised where they are oriented southerly and overlooking the south-side of Bedford Street. Introducing a mid-point zoning would create a more appropriate step-down in density and a more coherent streetscape.

The proposed rezoning to R40 is lower than the previously submitted 2019 amendment proposal, which sought R60 on both sides of Bedford Street to create a uniform streetscape. The reduced R40 zoning provides a smoother transition between the two precincts while still supporting a similar level of housing diversity as the southern side of Bedford Street.

As discussed, a key mechanism to maintain neighbourhood character between the rear lot boundary of the subject site and the adjoining properties at 16 Baird Avenue and 15 Dalkeith Road is the requirement for a Local Development Plan (LDP). Should Council support the introduction of additional built form controls, but the LDP not be endorsed by the WAPC, the City could pursue amendments to Local Planning Policy 5.14: Precincts to incorporate additional built form provisions. It is noted, however, that only certain provisions of the R-Codes can be amended without WAPC approval. Boundary wall provisions have been identified as one such matter that may be addressed without further WAPC approval.

<u>Infrastructure</u>

As part of the assessment of the Scheme Amendment the City requested a Traffic Impact Assessment (TIA) **(Attachment 3)** to be provided. The TIA concluded that the sites at their maximum capacity would not have a significant impact on traffic or parking. Under the *WAPC Transport Impact Assessment Guidelines 2016*, a development is only considered to have a significant impact if it generates more than 100 additional vehicle trips per hour. The proposal is estimated to generate around 120 additional vehicle trips per day, well within those acceptable limits. The TIA underwent an internal review by the City's Transport and Development team, who were supportive of the findings and conclusions presented.

The TIA also highlights strong public transport access, including high-frequency routes along Dalkeith Road servicing destinations such as QEII and Hollywood Private Hospital, and nearby Stirling Highway connecting to Perth CBD and Elizabeth Quay. Given this accessibility, the R-Codes support reduced parking provisions to encourage public transport use. Existing verge parking and time restrictions also help maintain streetscape amenity by limiting long-term on-street parking. Currently, this section of Bedford Street is subject to 'No Parking' restrictions on the northern side and '3 Hour Parking' restrictions on the southern side, applicable Monday to Friday between 8.00am and 5.00pm.

Consultation

Draft Scheme Amendment No. 20 was advertised as a 'Standard' amendment in accordance with *Planning and Development (Local Planning Schemes) Regulations 2015* and the City's *Local Planning Policy 7.3 – Consultation of Planning Proposals,* for 42 days from 28 April to 9 June 2026 in the following manner:

- Letters sent to all properties adjoining the subject amendment site.
- Two signs were installed on the corners of Dalkeith Road and Baird Avenue for the duration of the advertising period.
- An advertisement was published on the City's YourVoice website with all documents relevant to the amendment made available for viewing during the advertising period.

At the end of the consultation period 23 valid submissions were received: two supporting the amendment, two providing comment only and 19 in objection to the amendment. A schedule of submissions is included as **Attachment 2** in this report.

A petition against the proposed amendment **(Attachment 4)** was received on **10 June 2026** by the City's Administration. The petition contained 14 signatures and was officially accepted at the June OCM on **24th June 2026.** It is noted that some of the signatories have also provided comments during the consultation stage. The petition further reinforced to the City the importance of investigating additional planning controls to mitigate potential amenity impacts on surrounding properties. Meetings were subsequently held with the Department of Planning, Lands and Heritage, where these concerns were raised as part of discussions regarding the need for a Local Development Plan.

Strategic Implications

This item is strategically aligned to the City of Nedlands Council Plan 2023-33 vision and desired outcomes as follows:

Vision: Sustainable and responsible for a bright future

Place
6. Sustainable population growth with responsible urban planning.

Financial Implications

Application fees are paid by the applicant to initiate and to commence a scheme amendment, therefore only administration resource allocation as an associated expense is required.

Legislative and Policy Compliance

The local government may amend a local planning scheme under the LPS Regulations. Under Regulation 50(3) in respect to a standard amendment, Council must resolve to:

a) to support the proposed amendment without modification; or
b) to support the proposed amendment with proposed modifications to address issues raised in the submissions; or
c) not to support the proposed amendment.

Risk Considerations

Risk Category	Risk Rating	Comment on Risk
Reputational	Low	If endorsement is not supported by Council, there is a low risk of reputational imposition from the State Government and the Minister of Planning.
Property/ICT/ Infrastructure	Low	There is a low risk deemed in terms of infrastructure given the conclusions of the Traffic Impact Assessment.
Environment	Low	As the City now has its local planning policies on regulated trees and the Environmental Protection Agency did not require further assessment the proposal is deemed to have a low environmental impact.

Decision Implications

If Council resolves to support the Amendment it will be referred to the WAPC, which will make a recommendation to the Minister for Planning.

If Council resolves to support the Amendment with modifications, the amendment may have to be readvertised if the modifications are significant. Otherwise, the amendment will be referred to the WAPC which will make a recommendation to the Minister for Planning.

If Council resolves not to support the Amendment, referral to the WAPC determination will still be required. A copy of Council's resolution will be provided to the WAPC to be taken into consideration in their assessment. This may form part of the WAPC's recommendation to the Minister for Planning.

Analysis and Conclusion

The proposed Scheme Amendment seeks to rezone five lots on the northern side of Bedford Street from Residential R10 to Residential R40. The amendment would support additional residential density within a locality identified in the City's Local Planning Strategy as a transition area between higher and lower-density residential precincts.

This report has been prepared to consider the outcomes of the public consultation process. A total of 23 valid planning submissions were received, with the majority raising concerns relating to traffic and parking, tree canopy retention, and neighbourhood character. These matters have been carefully considered by the City and assessed against the relevant strategic planning framework, technical information, and referral responses. Based on this assessment, the City is satisfied that appropriate planning mechanisms exist to address these matters and that the surrounding road network has sufficient capacity to accommodate the anticipated increase in residential density.

Having regard to the submissions received, supporting documentation, referral responses, and officer assessment, the proposed Scheme Amendment is considered to represent orderly and proper planning and is recommended for approval, subject to conditions.

HEX DESIGN | PLANNING

Lot 325-329 Bedford Road, Nedlands

CITY OF NEDLANDS LOCAL PLANNING SCHEME NO. 3 REQUEST REPORT

d by:

sign and Planning
rtlett Crescent
YUP WA 6018

38 000 235E:

hexdesignplanning.com.au

Prepared for:

Various Landowners

October 2025

29A Bartlett Crescent
Karrinyup WA 6018

T 38 000 235
E @hexdesignplanning.com.au

ABN 34627142299
SCUDERIA HOLDINGS PTY LTDT/AS HEX DESIGN AND PLANNING

Disclaimer and Copyright

This document was commissioned by and prepared for the exclusive use of the Client. It is subject to and issued in accordance with the agreement between Client and Hex Design and Planning.

Hex Design and Planning acts in all professional matters as a faithful advisor to its clients and exercises all reasonable skill and care in the provision of professional services. The information presented herein has been compiled from a number of sources using a variety of methods.

Except where expressly stated, Hex Design and Planning does not attempt to verify the accuracy, validity or comprehensiveness of this document, or the misapplication or misinterpretation by third parties of its contents.

Version	Comment	Prepared By	Reviewed By	Review Date	Approved By	Issue Date
Revision 1	Draft	SD	SD	1/10/25	SD	
Revision 1	Final	SD	SD	10/10/25	SD	13/10/25

Contents

1 PURPOSE OF REPORT 1

2 SUBJECT LAND AND CONTEXT 3

2.1 SUBJECT LAND 3

2.2 LEGAL DESCRIPTION, OWNERSHIP & CURRENT LAND USE 3

2.3 SURROUNDING TRAFFIC AND TRANSPORT ENVIRONMENT 4

3 PLANNING CONSIDERATIONS 9

3.1 STATUTORY PLANNING FRAMEWORK 9

3.1.1 METROPOLITAN REGION SCHEME 9

3.1.2 CITY OF NEDLANDS LOCAL PLANNING SCHEME NO. 3 9

3.2 STRATEGIC PLANNING FRAMEWORK 9

3.2.1 PERTH AND PEEL @ 3.5 MILLION FRAMEWORK 9

3.2.2 City of Nedlands Local Planning STRATEGY (2017) 11

4 Rezoning Proposal 13

4.1 City of Nedlands Advertised Local Planning Scheme No.3 13

4.2 Proposed Amendment 2019 15

5 Conclusion 17

APPENDICES

APPENDIX A – CERTIFICATE OF TITLE

APPENDIX B – SEPTEMBER 2019 COUNCIL AGENDA

1 PURPOSE OF REPORT

This submission has been prepared by Hex Design and Planning on behalf of the five (5) abutting landowners who reside at Bedford Road, Nedlands. The lots encompass No 1, 3, 5, 7 & 9 respectively (Lots 325-329) and represent the subject land.

The subject land has been proposed to avoid ad hoc planning and not reflect a spot rezoning proposal. The consolidated 5 lot parcel is considered order and proper planning, providing a zone transition between an R10 coded area to the north to an R60 coded area on the south side of Bedford Street.

The purpose of this report is to provide the City of Nedlands (the City) and the Department of Planning, Lands and Heritage (DPLH) with sufficient information to initiate an amendment to the City of Nedlands Local Planning Scheme No. 3 (LPS 3) over the subject land.

This report sets out the background to and rationale for rezoning the subject land to a higher residential coding, which the site had previously been identified for.

The purpose of this amendment is to rezone the subject land, being approximately 5,063m^{2,} from the 'Residential – R10' zone to the 'Residential – R40' zone (refer to **LPS 3 Amendment Plan**).

CITY OF NEDLANDS
LOCAL PLANNING SCHEME NO.3
Amendment No. XX

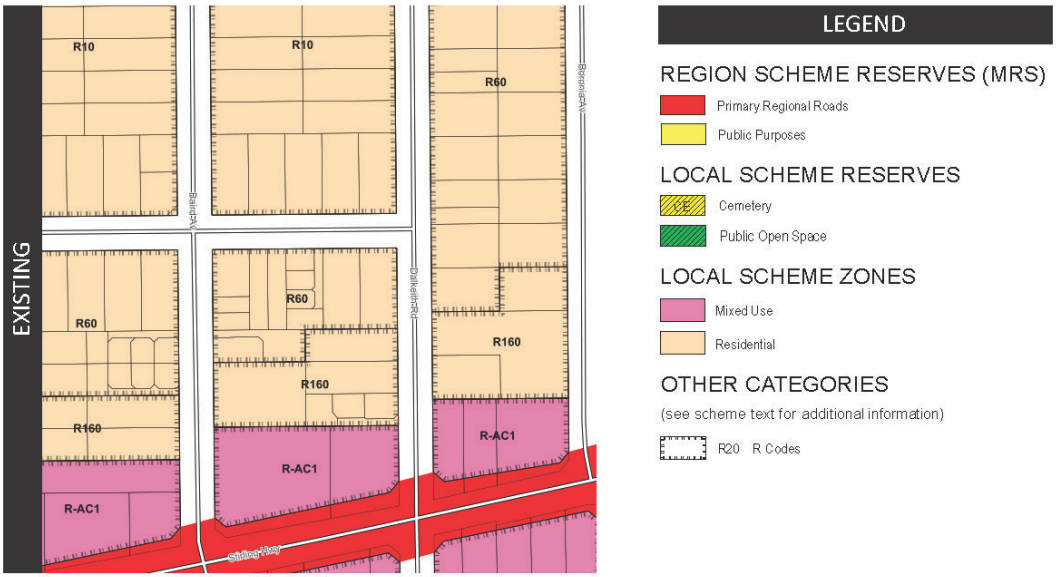

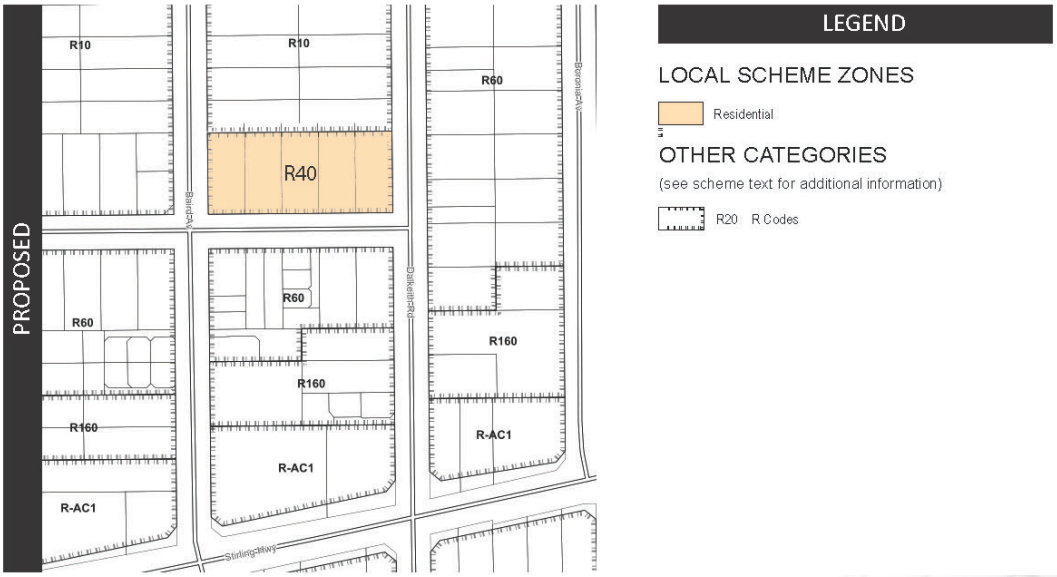

City of Nedlands LPS No.3 Amendment Plan.

2 SUBJECT LAND AND CONTEXT

2.1 SUBJECT LAND

The subject land is 5,059m2 in area and is located on Bedford Street, Nedlands, running the entire length of the northern side of the road reserve between Baird Avenue and Dalkeith Road. (refer to ***Figure 1 – Location Plan***).

The subject land is approximately 6.5 kilometres south-west of the Perth CBD and approximately 270m from the City of Nedlands Council Office.

The land is bound by Bedford Street to the south, Baird Avenue to the west, and Dalkeith Road to the east. The land is in close proximity to 2km to the west, Stirling Highway to the south (180m), providing access to the wider areas of Claremont and 1.2km east to the Broadway Shopping Strip.

The site is in relatively close proximity to the Lock Street Train Station (1.2km to the northwest) and is highly serviced by the bus network along Stirling Highway.

The subject land is predominantly surrounded by a mix of medium-high and low-density residential development, acknowledging that the area is currently subject to change in densities and will evolve in the near future to provide for medium to high residential density development.

The location of the subject land within its local context is shown in ***Figure 2 – Local Context Plan*.**

2.2 LEGAL DESCRIPTION, OWNERSHIP & CURRENT LAND USE

The subject land is legally described as Lots 325-329 on Plan 3492, held on five separate Certificates of Title. Particulars regarding the individual lots are included in Table 1. Refer to **Appendix A – Certificate of Titles**.

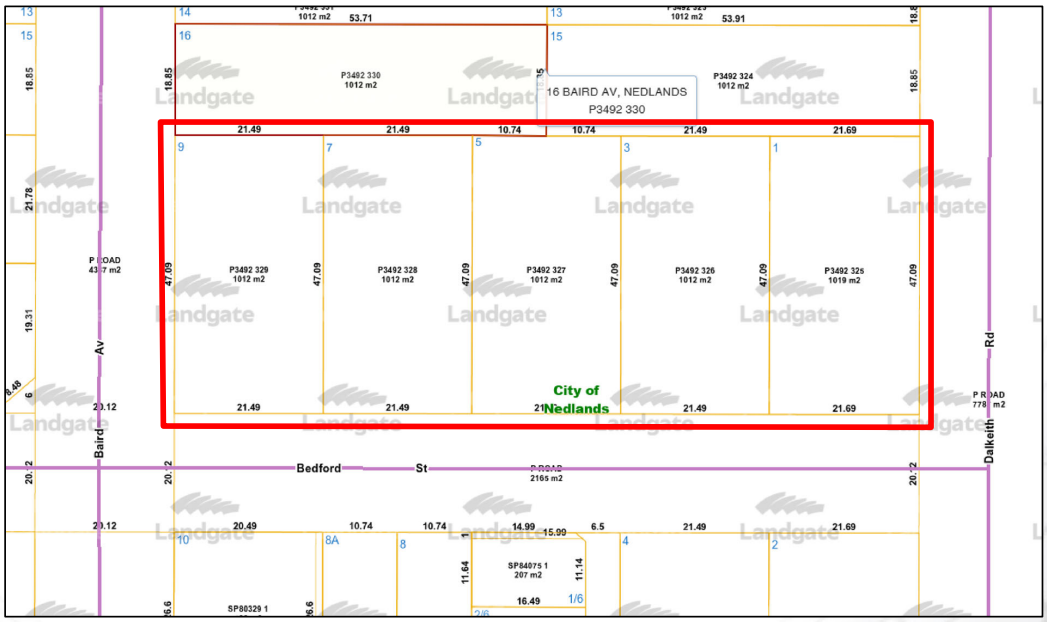

Subject Land – Landgate

Table 1 – Subject Land Details

Lot	Volume	Folio	Area SQM
325	1523	236	1019
326	1048	327	1011
327	1042	550	1011
328	1050	259	1011
329	1794	631	1011
Subject Land			***5063***

The subject land is owned by private residents who have resided in the area for some time and purchased prior to the adoption of the City of Nedlands Local Planning Scheme No.3.

The subject land is currently occupied by 5 individual residential dwellings and a flat (refer to **Figure 3 – Aerial**).

2.3 SURROUNDING TRAFFIC AND TRANSPORT ENVIRONMENT

The subject land has excellent access to the regional road network, with access to Stirling Highway. Stirling Highway is classified as a Primary Regional Road and caters for various means of transport accessing the wider area.

The site is in relatively close proximity to the Lock Street Train Station (1.2km to the northwest) and is highly serviced by the bus network along Stirling Highway.

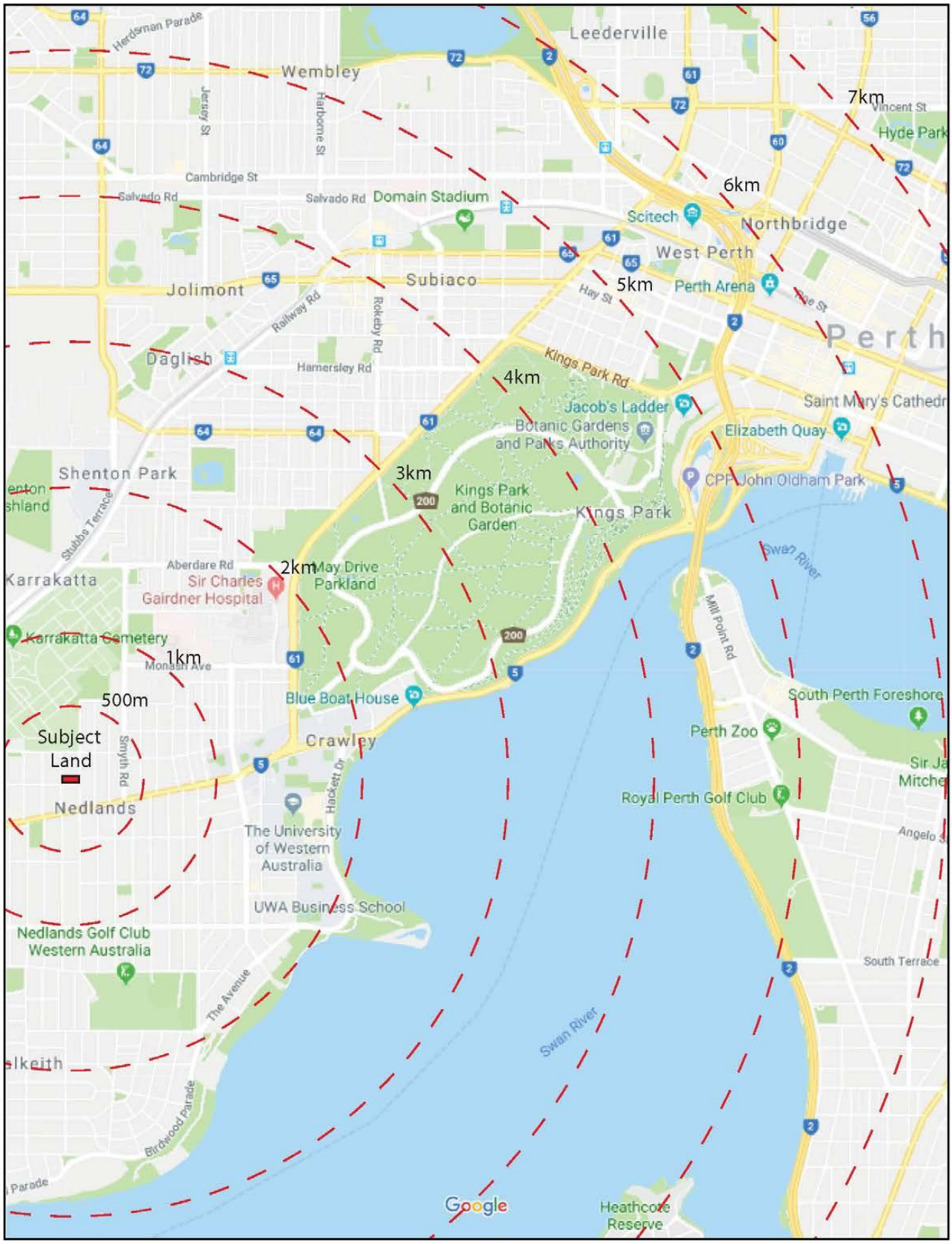

Figure 1 - Location Plan
Lot 325-329 Bedford Road, Nedlands

Scale NTS@A4 I Date October 2025 I Project AGRNEAMD

HEX DESIGN | PLANNING

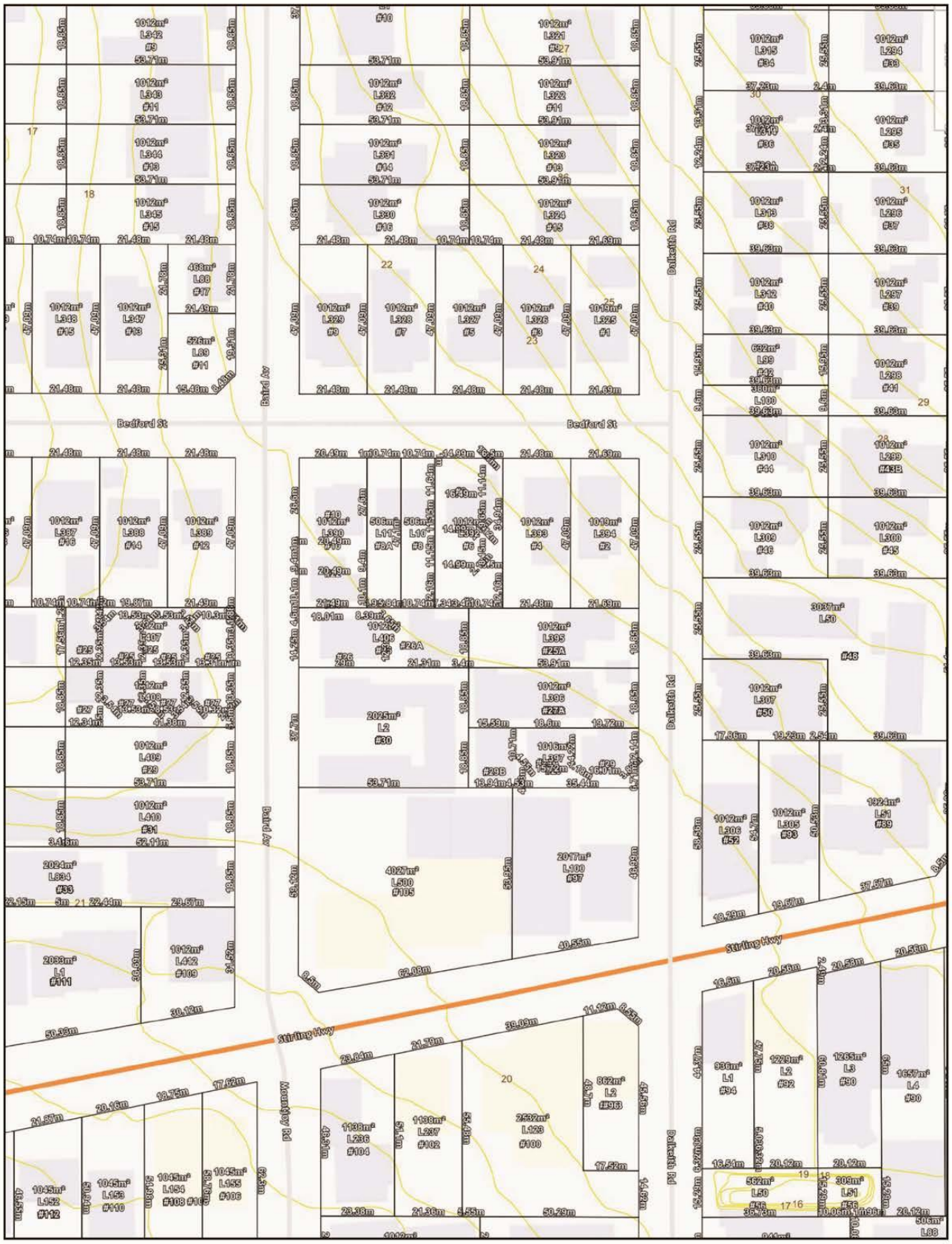

Figure 2 - Local Context
Lot 325-329 Bedford Road, Nedlands

CONCEPT PLAN FOR DISCUSSION PURPOSES ONLY

0 50

Scale 1:1500@A4 I Date October 2025 I Project AMFNEAMD-2-003

HEX DESIGN | PLANNING

Hex Design and Planning
ABN 34 627 142 266
29 A Bartlett Crescent
Kamrinup WA 6018
T +61 8 9304 1518
M +61 436 000 235
E sheldon@hexdesignplanning.com.au

©COPYRIGHT PROTECTS THIS PLAN
Unauthorised reproduction or amendment not permitted. Please contact the author.

Figure 3 - Local Context Aerial
Lot 325-329 Bedford Road, Nedlands

0 50

CONCEPT PLAN FOR DISCUSSION PURPOSES ONLY

Scale 1:1500@A4 I Date October 2025 I Project AMFNEAMD-2-003

HEX DESIGN | PLANNING

Hex Design and Planning
ABN 34 627 142 266
29 A Bartlett Crescent
Kamminup WA 6018
T +61 8 9304 1518
M +61 436 000 235
E sheldon@hexdesignplanning.com.au

©COPYRIGHT PROTECTS THIS PLAN
Unauthorised reproduction or amendment not permitted. Please contact the author.

Figure 4 - Subject Land
Lot 325-329 Bedford Road, Nedlands

0 25

CONCEPT PLAN FOR DISCUSSION PURPOSES ONLY

Scale 1:750 @A4 I Date October 2025 I Project AGRNEAMD-2-003

HEX DESIGN | PLANNING

Hex Design and Planning
ABN 34 627 142 299
29 A Bartlett Crescent
Hamilton Hill WA 6163
T +61 8 9204 1518
M +61 439 000 235
E shelton@hexdesignplanning.com.au

© COPYRIGHT PROTECTS THIS PLAN
Unauthorised reproduction or amendment not permitted. Please contact the author.

3 PLANNING CONSIDERATIONS

3.1 STATUTORY PLANNING FRAMEWORK

3.1.1 METROPOLITAN REGION SCHEME

The subject land is zoned 'Urban' in the Metropolitan Region Scheme (MRS), which is appropriately zoned to facilitate the continued development of the land at a higher residential density. (Refer to **Figure 5 – Metropolitan Region Scheme Zoning Map**).

3.1.2 CITY OF NEDLANDS LOCAL PLANNING SCHEME NO. 3

The subject land is currently zoned 'Residential R10' under the City of Nedlands Local Planning Scheme No.3 (LPS 3) (refer to **Figure 5 – City of Nedlands - Local Planning Scheme 3)**.

3.2 STRATEGIC PLANNING FRAMEWORK

3.2.1 PERTH AND PEEL @ 3.5 MILLION FRAMEWORK

Perth and Peel @ 3.5million suite of strategic land use planning documents aims to ensure there will be sufficient suitable land identified for future housing and employment to accommodate 3.5 million people by 2050.

The subject land is included in the Central Sub-Regional Planning Framework and is along the Urban Corridor of Stirling Highway. The presence of high-frequency public transit along Stirling Highway is an important consideration in determining whether a corridor is suitable for a more compact and diverse urban form.

A high-frequency public transit service is one where one or more modes of travel (for example, bus, rail) are used in combination to:

- provide high levels of service frequency at all times of the week and generally higher frequency in peak periods;
- provide access to a reasonable variety of destinations, including through multi-modal links (the movement of people by more than one method of transport); and
- operate with a high level of priority over private vehicles wherever possible.

Development along these identified urban corridors is encouraged to provide a transition back to the existing neighbourhood area and reflect a residential density of R40-R60.

Cross-section illustrating proposed interface from corridors to adjacent neighbourhood areas – Sub-Regional Planning Framework

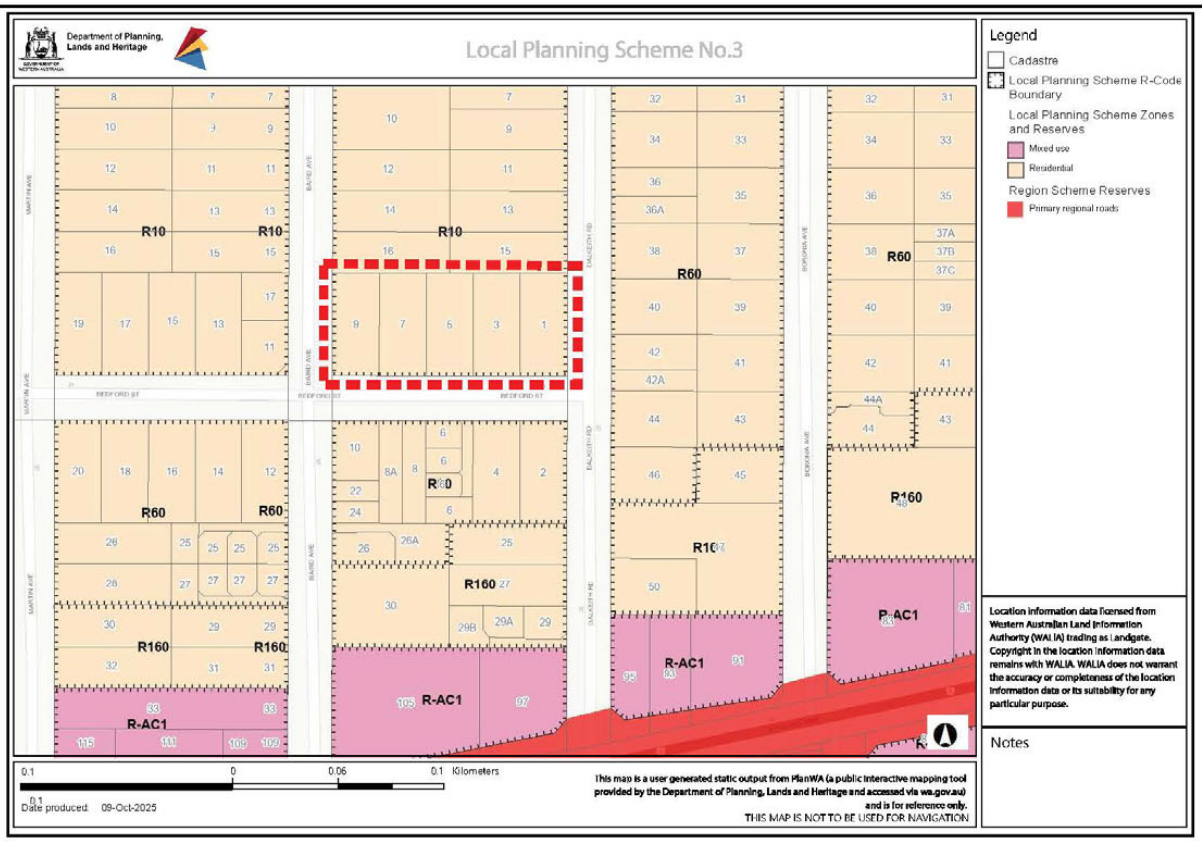

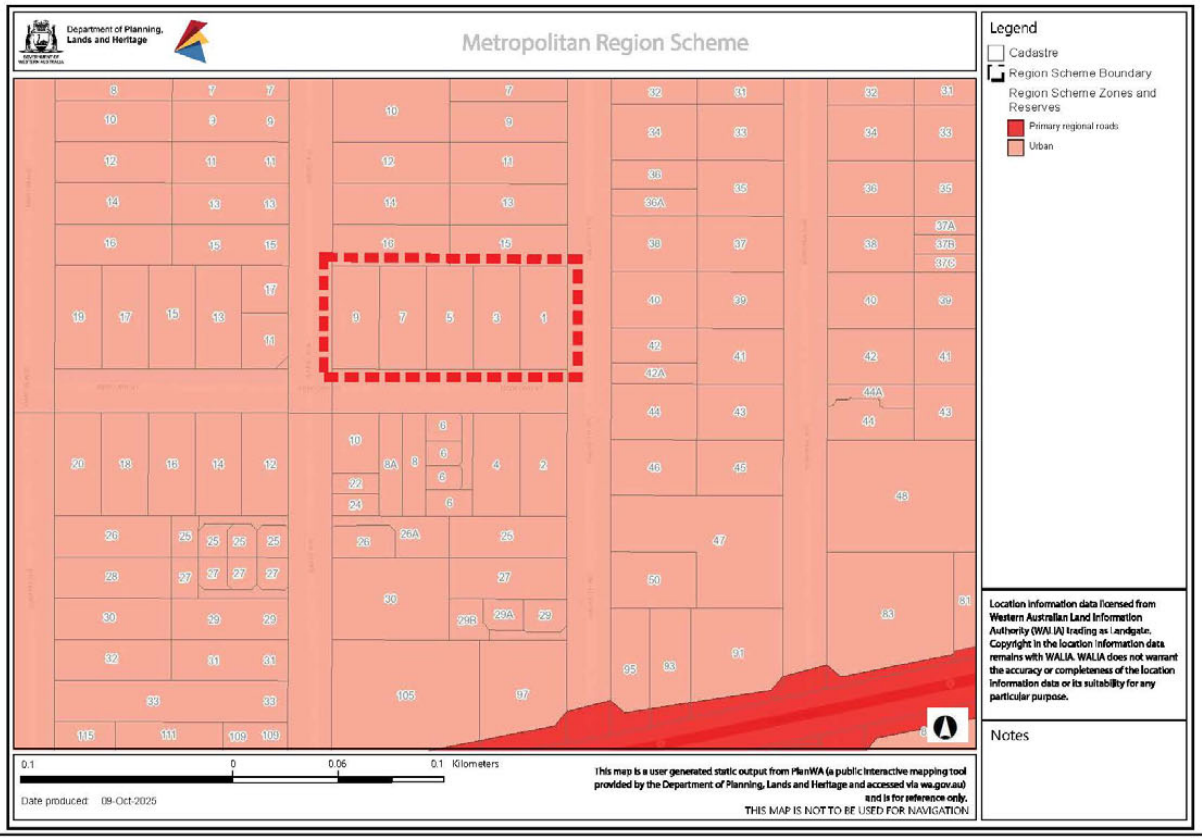

Figure 4 - MRS and LPS3 Zoning
Lot 325-329 Bedford Road, Nedlands

Scale NTS@A4 I Date October 2025 I Project AGRNEAMD

HEX DESIGN | PLANNING

3.2.2 City of Nedlands Local Planning STRATEGY (2017)

The City of Nedlands Local Planning Strategy was endorsed by the Council on 17th March 2016 and by the Western Australian Planning Commission (WAPC) on 26th September 2017. The purpose of the Strategy is to enable the Council and the community to determine the vision and strategic planning direction for the City of Nedlands in implementing their strategy towards 2030, and to provide the strategic basis of LPS 3.

The subject land is located in the Nedlands North area, as identified in the City of Nedlands Local Planning Strategy. It is acknowledged that this document was used as the basis for the preparation of LPS3 and noted that the objectives pursuant to the area in which the site is located were to be explored.

The subject land is on the border of the First and Second Transit Zoned as identified by the strategy.

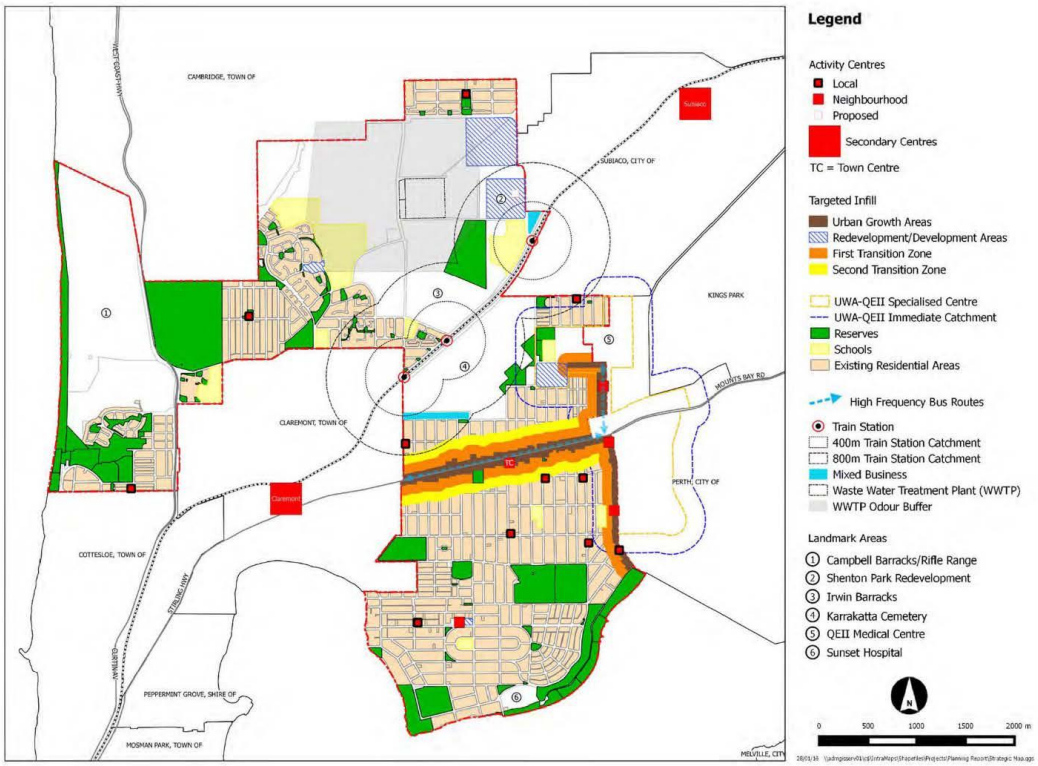

Local Planning Strategy Map (2017)

The Strategies that are applicable to the subject site, and should be noted include;

- Retain and enhance the character and streetscape of the existing residential areas outside Urban Growth Areas and Transition Zones.
- Within the Transition Zones adjoining Stirling Highway, ensure the height, scale and bulk of redevelopment smoothly integrate back to the established residential character of the area.
    - Facilitate medium-rise, medium-intensity predominantly residential redevelopment within the first Transition Zone.
    - Facilitate low-rise, diverse residential built form within the second Transition Zone.

The proposed rezoning is considered consistent with the objectives of the Sub-Regional Frameworks, and more specifically, that of the City of Nedlands Local Planning Strategy.

4 Rezoning Proposal

The request to rezone the subject land from Residential R10 to R40 has arisen due to the recent adoption of LPS 3 by Council and subsequent endorsement by the Western Australian Planning Commission.

4.1 City of Nedlands Advertised Local Planning Scheme No.3

The City of Nedlands prepared its Local Planning Scheme No.3, following the finalisation of the Local Planning Strategy in 2017. The preparation of the Scheme was undertaken in 2017, with it placed out for public comment in November 2017.

Following substantial community engagement, a version of LPS3 was endorsed by the City of Nedlands and subsequently forwarded to the Western Australian Planning Commission for approval.

The version of the LPS3 that was originally prepared, and reflected the objectives of the Local Planning Strategy, identified the subject land (and wider area) as Residential R60 (**Appendix B – Advertised LPS3**).

The proposed density that was originally supported by Council proposed an R60 density code over the wider area, reflecting the transition zone that is referenced by the WAPC Sub-Regional Frameworks, and is considered appropriate.

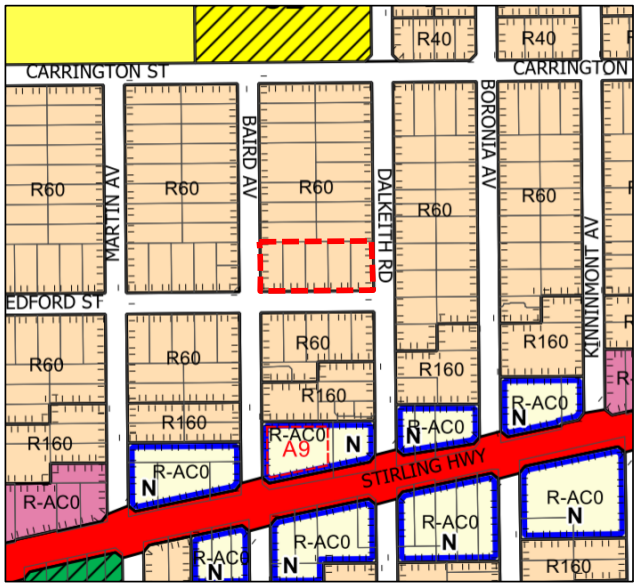

Draft LPS3 as Advertised

LPS Life Cycle

The following two images show the difference between the advertised and final adopted LPS3.

Whilst the street blocks north of Bedford Street were originally proposed as Residential R60, these were subsequently retained as Residential R10 in their entirety. Lots which meet the same location criteria as the subject land along Dalkeith Road retained the proposed R60 coding, even though many of the up-coded lots are located further away from Stirling Highway and other criteria that should substantiate the zoning.

The zoning on the southern side of Bedford Street, adjacent to the subject land, was increased in residential density to R60. With the subject land fronting this area, it is considered appropriate to zone both sizes of Bedford Road 40 to facilitate a consistent built form, transition zone, and streetscape along this area.

We envisage that this was the intent of the advertised LPS3, and request that this be reintroduced into LPS3 via this amendment.

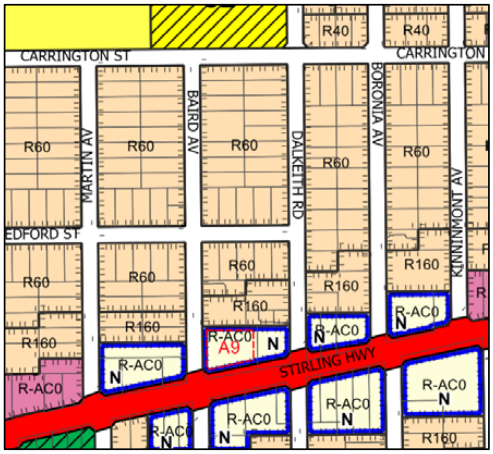

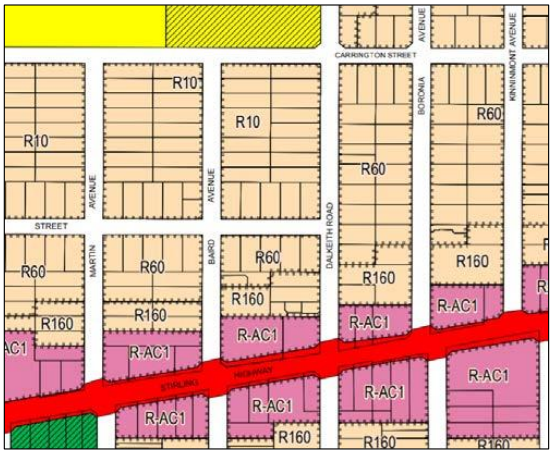

The subject land represents a defined street block end, which, in turn, assists in the density coding transition. Any future R40 development that would be pursued within the subject land would front Bedford Street and be opposite the development of a similar density (which currently is not the case).

Subsequent development would be subject to the development criteria as prescribed by the Residential Design Code and any applicable Council policies.

It is further noted that the Council agenda of September 24th, 2019, detailed 'Administration Modifications' to the Scheme at the time that were tabled in July 2018, which was more reflective of what is being requested.

The July 2018 modifications proposed by the Administration for the Special Council Meeting in July 2018 showed that the subject sites were applied with a dual density code of R10/R40. This would have meant that all development would comply with the lower density code (R10), unless the lot had a minimum area of 1800m2 and the development had a maximum of one consolidated vehicular access point for each street frontage of the lot.

This modification was not progressed, and we confirm we are not seeking a split coding to be applied, nor a minimum lot size associated with the R40 requirement. The proposed rezoning is seeking the R40 standard.

The dual density can be seen below.

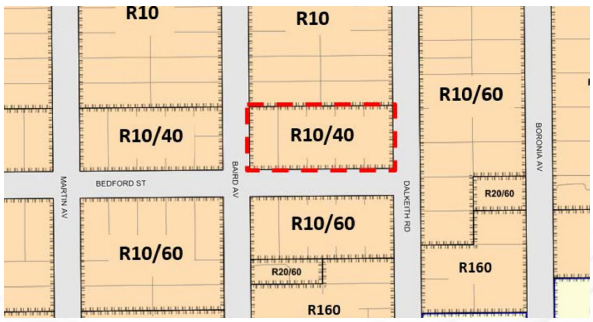

Modification made by the Administration to draft LPS3 July 2018

4.2 Proposed Amendment 2019

The site was subject to an amendment request in 2019, in which the site was sought to be rezoned Residential – R60.

The proposal was considered by Council technical staff, with a recommendation to have the amendment initiated and subsequently advertised. The support from technical staff within the City of Nedlands provided merit for its consideration, but the amendment was not initiated by the Council.

The grounds on which Council refused to initiate the amendment were that the Scheme had recently been approved by the Minister of Planning, and they saw no reason to initiate an amendment at the time, noting this was contrary to the technical report of Council and recommendation put forward.

The 2019 Council Agenda item is included as Appendix 2.

5 Conclusion

The information and justification provided in this report are submitted to support the rezoning of Lots 325-329 Bedford Street, Nedlands, from 'Residential R10' to a 'Residential R40' under the provisions of the City of Nedlands LPS 3.

The proposed zonings are appropriate and should be supported by the City of Nedlands and the WAPC for the following reasons:

The land is highly accessible, given its proximity to Stirling Highway and associated modes of transport that utilise this corridor.

- Is consistent with the objectives of the City of Nedlands Local Planning Strategy
- Is consistent with the objectives of the Western Australian Planning Commission's Sub-Regional Framework (Central);
- Reflects the residential density that is adjacent to the subject land on the south side of Bedford Street;
- Provides a defined 'street block' end to facilitate order and proper planning, by facilitating a change of residential coding over all fire (5) lots;
- Reflects the density coding that was originally advertised as part of LPS3, though it was not adopted (with no reason apparent);
- Is located closer to Stirling Highway than other R40-coded lots in the immediate vicinity of the subject land;
- Is reflective of similar residential densities in the immediate locality;
- Will provide a consistent streetscape and built form on both sides of Bedford Street;
- The scale and mass of development that would result from an R40 coding will be in character with the surrounding area, with all development still subject to development provisions of the Residential Design Code and Council policies.

Based on the information and justification provided in this report, we respectfully request that Council initiate and the WAPC support the rezoning of Lots 325-329 Bedford Street, Nedlands, from 'Residential R10' to 'Residential R40' under the provisions of the City of Nedlands LPS 3.

Submission #	Comments	Officer Comments	Applicant Response
1	Bedford Street is one of the finest streets in Nedlands, and I write this submission as someone who genuinely values and wants to protect its character and liveability. I acknowledge and welcome the positive changes that have already come with the R40 zoning on one side of the street. The townhouse developments that have followed have brought greater diversity and vitality to the area, and this is something I wholeheartedly support. Increased density, done well, strengthens communities. However, Bedford Street has now reached its practical capacity. The street permits parking on one side only, and this infrastructure has not scaled alongside the increased number of residents. Parking pressure is already significant, and Nedlands Rangers do not monitor or enforce parking restrictions effectively, resulting in vehicles occupying spaces all day and leaving little availability for residents and visitors. This situation is set to worsen considerably. The imminent opening of Nedlands Square and the new Aldi supermarket will generate substantially more traffic and parking demand in the immediate area. Bedford Street will inevitably absorb a portion of that pressure. Further subdivision of lots on Bedford Street would mean more dwellings, more vehicles, and more strain on infrastructure that is already stretched. The street simply cannot accommodate this without a meaningful decline in amenity for existing and future residents alike. For these reasons, I do not support the proposed subdivision. I urge the decision-makers to consider the cumulative impact of development in this precinct not just individual applications in isolation and to ensure that infrastructure capacity is honestly assessed before further approvals are granted.	The applicant has submitted a Traffic Impact Assessment (TIA) that demonstrates the surrounding infrastructure can cope with the extra density producing 120 extra vehicle trips per day. It is noted that over 100 extra vehicles per hour is considered an undue impact.	A Traffic Assessment (Transcore, Technical Note 1, dated 4 June 2026) has been prepared in support of the proposed rezoning. The assessment demonstrates that the net increase in traffic associated with the rezoning to R40 is estimated at approximately 120 additional vehicle trips per day and 12 trips during each peak hour. This is well below the WAPC Transport Impact Assessment Guidelines (2016) threshold of +100 vehicles per hour per lane that would trigger further capacity analysis. The surrounding road network, including Bedford Street, Dalkeith Road and Baird Avenue, has sufficient residual capacity to accommodate the anticipated increase in vehicle movements. Parking on Bedford Street is a matter for the City of Nedlands to manage through its existing parking controls and enforcement. Future development under R40 coding will be required to provide on-site parking in accordance with the City's Local Planning Scheme No. 3 and associated policies, reducing reliance on street parking. The submitter's acknowledgement that R40 development on the southern side of Bedford Street has brought diversity and vitality to the area is noted and supports the strategic justification for extending a consistent density coding to the subject lots.
2	Revisions should be conducted at a holistic manner not an ad hoc one	This is noted; however, the planning framework allows for private scheme amendments in accordance with *Planning & Development Act 2005*.	The amendment has been prepared in accordance with the Planning and Development (Local Planning Schemes) Regulations 2015 and is subject to the full statutory scheme amendment process, including Council consideration, public advertising, and referral to the Western Australian Planning Commission for final determination. The proposal is not considered to be ad hoc – it is based on the specific strategic context of the subject lots, which occupy a transitional location between existing R60 and R10 coded land.
3	With the current NSHAC there has been a significant increase in traffic and parked cars between Bedford Street and Stirling Hwy on Baird Ave and Martin Ave. With only a handful of units being built so far and such an increase in traffic and street parking adding additional R40 as proposed in scheme amendment 20 would only add more traffic and street parking. City of Nedlands also needs to consider Hollywood primary school is reported to be at or over capacity currently this should be addressed first prior to adding more density to the ward.	A rezoning to a higher density does not immediately increase density however, the TIA mentioned in (1) shows that the surrounding locality can handle the change.	A Traffic Assessment (Transcore, Technical Note 1, dated 4 June 2026) has been prepared in support of the rezoning. The assessment confirms that the net increase in vehicle trips generated by the proposed rezoning is approximately 120 vehicles per day and 12 trips in each peak hour – well below the WAPC threshold for triggering detailed intersection analysis. The local road network is considered

			to have adequate residual capacity to accommodate the increase. School capacity is not a relevant planning consideration for the purposes of a scheme amendment. Decisions regarding school enrolments, capacity and infrastructure are the responsibility of the Department of Education and are managed separately from the land use planning system.
4	I'm writing to share my thoughts on the proposal to rezone the southern end of our block to R40. I definitely see the value in "infill" and creating a more diverse mix of housing in Nedlands. However, I'm concerned that moving to R40 is too sharp a jump for this specific pocket. We've actually been down this road before; back in the early 2010s, this block was briefly zoned R60 before being reverted to R10. That reversal happened for a good reason: to protect the specific character and environmental health of this area. The most important feature of our block is the incredible "green lung" created by our backyards. As you can see from aerial views, the mature trees across the Bedford Street lots form a nearly unbroken canopy. This isn't just about aesthetics; it's a nightly roosting site for Black Cockatoos and it keeps our local temperature noticeably cooler during the peak of summer. My fear is that at R40, the footprint of new buildings will be so large that this canopy will effectively disappear. I'd like to propose a compromise: rezoning to R20. This would still allow for thoughtful development and new neighbours, but it would leave enough space to ensure these mature trees are actually spared. I'm supportive of growth, provided we don't lose the very things that make living in Nedlands special in the process.	The reason behind the rejection of the previous Scheme Amendment was due to the amendment coming too soon after the gazettal of LPS3. It is noted that the reduction to an R40 zoning is a compromise when most other surrounding pockets are R60, actually allowing for a gradual step down to R10.	The subject lots occupy a transitional location between existing R60 coded properties on the southern side of Bedford Street and R10 coded land further to the north. Rezoning to R40 represents an appropriate and proportionate intermediate density that is consistent with the established density transition in this locality. R20 would represent a relatively minor increase in development potential and is unlikely to deliver meaningful housing diversity outcomes commensurate with the strategic context. Future development of the subject lots will be required to comply with the City of Nedlands' tree management policies and any applicable Local Development Plan conditions, which may include canopy retention and landscaping requirements. The rezoning does not authorise the removal of trees; any future development application will be assessed against applicable planning controls
5	Although I understand we need higher density housing, I feel the impact on traffic in our street has become very noticeable. With the imminent opening of Aldi and Woolworth just down the road and the planned high-rise at the car dealership (is this still going ahead?) I feel it would be wise to defer this proposed amendment and reconsider -perhaps R20?) in 5 years' time. Also, living on the same block the R40 is being proposed on, I would hate to see all the trees in our area get chopped down. This used to be such a green heartland and gradually all the trees go... Please make amendments in your system such that trees have to stay when (re)developments are considered. No use like at the Aldi site to have a contractor chop down a tree and say sorry afterwards. With the city of Nedlands embracing high density living, it should be noted that we have no proper park/green space in our area. Perhaps you could plan for a park instead of more concrete? Lastly, all the Nedlands California Bungalows are slowly being bulldozed down. Perhaps one precinct could be saved from this?	The applicant's TIA justifies that an increase in density to R40 would still enable the infrastructure to work optimally and that the R40 density is already a decrease on the R60 originally proposed. It is also noted the City has a Tree Retention policy that would apply to development proposals on the blocks pre and post subdivision.	A Traffic Assessment (Transcore, Technical Note 1, dated 4 June 2026) has been prepared and confirms the net traffic increase is well within the capacity of the surrounding road network. There is no planning basis for deferral on traffic grounds. Tree canopy impacts will be addressed at the development application stage through the City's applicable tree management policies. The rezoning does not compel the removal of any trees.
6	We strongly oppose Scheme Amendment 20. The zoning for this area was only gazetted in 2019. Residents engaged with that process in good faith, with the expectation that it would provide a stable, long-term planning framework. This part of Nedlands is not identified as a high-density area. It is defined by low-density housing, established streetscapes, and mature tree canopy. Introducing higher-density zoning in this location is inconsistent with strategic planning principles; risks uncoordinated, piecemeal change; and sets a precedent for adjacent property owners. We dispute the statement in the Officer's Report that the "scheme amendment is consistent with the current Local Planning Strategy by offering increased density and does not result in any significant environmental, social, economic or governance impacts on land within the Scheme area". On the	The area around the precinct has been designated as a transitional area since the current Local Planning Strategy was approved in 2017. Additionally, now the tree retention policies cover these lots regardless of their current and future density there will be a bigger push to retain trees if subdivision activity occurs.	The proposed rezoning does not authorise tree removal. Future development will be assessed against the City's applicable tree management policies at the development application stage. The amendment is consistent with the strategic planning framework, noting the transitional location of the subject lots between existing R60 and R10 coded land. The SAT decision cited (Zorzi v Town of Cambridge [2025] WASAT 77)

	contrary, the amendment poses a clear threat to tree canopy. Higher-density development inevitably reduces open space, leading to the loss of established trees. Mature trees reduce urban heat, support biodiversity, and underpin the liveability and character of Nedlands. Once removed, they cannot be replaced within meaningful timeframes. The Western Australian Government Urban Greening Strategy recognises the significant environmental, social and economic benefits provided by urban tree canopy. The strategy emphasises the importance of retaining established trees, stating that "protecting and retaining existing trees is critical to maintaining and increasing urban canopy cover" and that "large and mature trees provide the greatest environmental, social and economic benefits." The strategy further recognises that "it can take decades for newly planted trees to reach the size and canopy of mature trees," meaning that the loss of established trees results in long-term canopy reduction. The State Administrative Tribunal has also recognised that significant trees have value beyond the property on which they stand. In Zorzi v Town of Cambridge [2025] WASAT 77, the Tribunal observed that "a tree of considerable size and prominence may contribute to the character and amenity of the locality and may be appreciated by persons beyond the boundaries of the subject land". This effectively recognised that large or significant trees can have community value beyond the property boundary. We urge the City of Nedlands to reject Scheme Amendment 20 and retain the existing zoning to protect both neighbourhood character and vital urban canopy.		relates to tree significance in a development application context and does not restrict the ability to progress a scheme amendment. The NTCA's broader concerns regarding canopy decline across Nedlands are noted and reinforce the importance of strong development controls being applied at the application stage, rather than constituting grounds for refusing the amendment.
7	I do not support this scheme amendment and wish to object to it in the strongest possible terms. The City of Nedlands has a planning scheme which clearly shows the zoning for all properties under its control. The principal purpose of this scheme is to limit high density development to a corridor one street block either side of Stirling Highway. A developer seeking an amendment to widen this corridor, either locally or generally, for the purposes of commercial gain is not justification for an amendment to the scheme. Moreover, approval of this amendment would be the 'thin edge of the wedge' and set a precedent for developers of adjacent or similar properties seeking similar amendments. This would ultimately render the planning scheme a worthless document and result in what could be best described as a 'free for all' in regard to town planning. As it stands, the existing scheme has already resulted in the City of Nedlands ratepayers and residents experiencing a loss of amenity, reduced tree cover, changed character, reduced parking availability, increased road congestion, insufficient public open space, decreased pedestrian safety, overloaded schools etc. Such problems do not need to be exacerbated. If the developer is genuinely wanting to undertake housing projects of increased density, they should purchase land with an appropriate zoning and not rely on the approval of scheme amendments. In summary, there is no justification for, nor benefits arising from, the approval of this amendment and it must be rejected.	It is noted that the planning framework allows for applicant led rezoning proposals under the *Planning & Development Act 2005* and the City is to assess them on their overall planning merits.	Scheme amendments are a standard mechanism within the Western Australian planning system for reviewing and updating land use coding where strategic justification exists. The Planning and Development Act 2005 and the Planning and Development (Local Planning Schemes) Regulations 2015 expressly provide for scheme amendments as part of the planning process, and there is no requirement for a proponent to purchase land already zoned for the proposed use. The proposed R40 coding represents an appropriate and proportionate intermediate density at the interface between R60 and R10 coded land. The amendment does not extend high-density zoning arbitrarily into established low-density areas but rather proposes a logical intermediate density for lots at the junction of two contrasting density areas. The concern regarding precedent is noted. However, any future rezoning requests from adjacent properties would be assessed independently on their individual merits.
8	I have 2 points to make:- (1) At least one landowner in the area under consideration was not aware of the proposed amendment. It is disingenuous to say that the submission for the proposed amendment was at the behest of the landowners as a group. It will almost certainly been driven by a single landowner but couched in terms to imply the 5 involved properties are in agreement. This would be designed to reduce the likelihood of objection. This is misleading to the community. (2) If this is considered to be a transition between R60 on the south side of Bedford Street and the R10 zoning on the north side, then why does it only involved 5 properties on Bedford street between Dalkeith Road and Baird Avenue? If this were a genuine planning decision, the transition zone	The City is only able to assess the documentation presented. In terms of whether the entire northern side of Bedford Street will be rezoned to match the southern side this will require further investigation under the Local Planning Strategy review.	Scheme amendments in Western Australia may be initiated by any person under the Planning and Development (Local Planning Schemes) Regulations 2015. All affected landowners are subject to the standard statutory process, including public advertising, which provides the opportunity for any affected party to make a submission. The amendment applies to five contiguous lots as a coherent group.

	should include the north side of Bedford Street from Dalkeith Road west to reflect the entire R60 zoning on the south side. It seems to me that this is a reactive proposal not a proactive proposal and I would suggest that Council and the planning department apply true planning criteria to this and future submissions		In relation to the geographic extent, the five subject lots between Dalkeith Road and Baird Avenue form a logical group given their direct interface with R60 coded properties on the southern side of Bedford Street and on Dalkeith Road, and the landowners could pursue a rezoning application on their own merit.
9	The street is too narrow and there are lots of cars already with limited parking. It is dangerous and I worry about the safety of my kids and others if there is increased density on such a narrow street	The aforementioned TIA confirms the surrounding infrastructure can handle the increase in density to safely handle additional vehicles.	A Traffic Assessment (Transcore, Technical Note 1, dated 4 June 2026) has been prepared in support of the rezoning. The assessment demonstrates that the forecast increase in traffic from the rezoning – approximately 120 additional vehicle trips per day and 12 trips per peak hour – is well within the residual capacity of the surrounding road network, including Bedford Street. This level of increase does not trigger the WAPC threshold for further detailed analysis. Existing parking conditions and pedestrian safety are matters for the City of Nedlands to manage through its ongoing traffic and parking management responsibilities and are not a basis for refusing the scheme amendment.
10	The scheme amendment is likely to lead to a significant change in density. As a primarily residential suburb, there is the question of facilities to accommodate this change in density such as parking, waste management and reduction in tree canopies. There is also the issue of reduction of privacy. I would therefore ask that the scheme amendment is not approved until these issues are considered and addressed.	The issues related to parking have been demonstrated as being addressable through the TIA, reduction in tree canopy can be addressed through the City's Tree Retention policies and other concerns can be addressed through relevant planning provisions or Local Development Plan.	A Traffic Assessment (Transcore, Technical Note 1, dated 4 June 2026) confirms the net traffic increase from the rezoning is modest and within the capacity of the surrounding road network. Future development under R40 will be required to provide on-site parking in accordance with applicable development standards. Waste management requirements will be addressed at the development application stage in accordance with the City's standards. Tree canopy retention and privacy impacts are matters to be considered at the development application stage under the City's applicable tree management policies and the R-Codes provisions relating to overlooking and privacy. These are not reasons to refuse the amendment.
11	I own and have developed two properties in the immediate locality into single family homes. Despite the higher zoning available I specifically went for a lower density development to retain the leafy street appeal for family homes in this area. I agree with NCC rezoning higher density closer to Stirling Hwy for apartments and townhouses but feel we need to retain the family atmosphere as we move deeper into the suburb. I think limiting the higher zoning to a single block off the hwy is a good transition zone. If we extend the higher zoning to include both sides of Bedford it will create a precedent that can be applied both north and south of the hwy impacting a large area. I expect the LPS will be revised in time to expand the high-density zoning further into the neighbourhood but lets wait until the recently rezoned areas has been developed before expanding the zone. Perhaps a compromise could be to increase zoning slightly to R25 to allow some increase in density without allowing apartment blocks or "5 Townhouses" being built next to family homes. At this end of	It is worth noting that despite a change in density there is no expectation to develop at that density as it functions as only an option. The City is currently undergoing the review of its Local Planning Strategy with wider reviews of its residential densities occurring.	The proposed R40 density is consistent with the established density transition in this locality and reflects an appropriate intermediate coding between the R60 properties on the southern side of Bedford Street and the R10 coded land further north. In relation to traffic at the Dalkeith Road end of Bedford Street, the Traffic Assessment (Transcore, Technical Note 1, dated 4 June 2026) demonstrates that the forecast increase is within the capacity of the local road network.

	Bedford St there are already parking issues restricting traffic flow which you do not see further down Bedford St. It does not seem like a good place to increase density. Happy to talk if you have any questions.		
12	I support the Scheme Amendment.	No comments required.	Submission of support is noted.
13	I do not support Scheme Amendment 20 - Amendment to Density Coding at Nos. 1-9 (Lots 325-329) Bedford Street, Nedlands Previous attempts to rezone the subject area have been made. The 2016 attempt for R50 was not approved by WAPC. The 2017 attempt for R60 was not supported by Council for, according the Developers report, 'no apparent reason'. This statement should be challenged, with Administration and Councillors investigating why it was not supported. In 2019, the land was gazetted in the LPS3 as R10, even though it was noted as being in the transition to high growth area. In any event, times have changed and there is now a great deal of awareness across the community and state, including by the State Government, of the need to maintain and increase green coverage. For example, · Tree retention policies on private land have been adopted by Council in 2024 and 2025. · The CoN 2025-2035 Urban Forest Strategy was endorsed by Commissioners on 28 Jan 2026. · The Perth-Peel Urban Forest Strategy has been adopted by State Government with a plans to increase Perth's tree canopy cover to 30 per cent by 2040. The CoN 2025-2035 Urban Forest Strategy states the canopy cover of Residential Land in Nedlands is 16%. This is 0.5% less than that in 2020, and If subdivision and infill development continues as is, the canopy cover on residential land could decline to as low as 11.7% The strategy sets a target to increase overall canopy cover to 20% city-wide and 30% in parks and streetscapes over 20 years. It should be noted that this is below Council's 2024 resolution to adopt a 30% canopy coverage by 2040, in line with the World Health Organisation's recommendation that coverage of 30% is recommended for cooler and healthier cities. I contest the Officer's Report that the scheme amendment ... does not result in any significant environmental, social, economic or governance impacts on land within the Scheme area. The subject land has significant numbers of large trees. Rezoning and eventual development will mean the destruction, in time, of the many large trees along the N, W and E boundaries of the 5 lots, and in the front gardens of several. Street trees would likely be harmed or killed, given recent effects on street trees by developers in other parts of the City. We are in a time when the impacts of rising sea and land temperatures are having deleterious effects on our infrastructure, residents and fauna, a time when the City can least afford to accelerate canopy loss. The only argument Administration seems to be able to put forward in favour of the R40 amendment seems to be that R40 will make a 'more consistent street scape' and a 'more harmonised transition zone' between high, medium high and low density areas. This amounts to density creep, without due diligence concerning other impacts. Trees are essential infrastructure and the most effective and cheapest way of combatting rising urban temperatures. Governance, Planning, Environmental, Social and Economic concerns must take account of and be consistent with current climate change science. It will be too late for Council staff to rely on the EPA to advise of any environmental impact should the scheme amendment be initiated (my emphasis). What the City of Nedlands does now affects us all, whether we live close to the subject area or not.	It is noted that the previous Scheme Amendment was not approved due to it being too soon after the gazettal of LPS3. With the City's Tree Retention now in place there are greater protections on private trees with any precinct-specific design standards prioritising the retention of canopy. The amendment was referred to the Environmental Protection Authority and the assessing body did not require further assessment of the impacts. All other impacts from the Scheme Amendment can largely be managed at the City level through conditions on any approvals issued.	The current proposal for R40 is a more moderate and proportionate density increase commensurate with the transitional context of the subject lots. The rezoning does not authorise tree removal. Future development will be subject to the City's applicable tree management policies, and any significant trees on the subject lots will require assessment and, where possible, retention as part of any future development application.
14	We are a young family and recently moved to this area due to its great school catchment, Hollywood Primary School, access to the Perth CBD and soon to be walking distance to the new 'heart of Nedlands' town square redevelopment. Buying into Nedlands, is not easy and we stretched to do so, for a community and future where we want to raise our children. However, to do so, we had to buy a very rundown 1930's California Bungalow – now with a blocked toilet/sewer, dirt backyard and a fibro side fence that has blown over just this weekend. Our dream location meant the only property available was a rundown old home with a backyard that is a now a	The City notes this support in that the amendment is appropriately located to deliver housing choice and diversity within a transitional zone away from Stirling Highway.	Submission of support from a landowner within the subject lots is noted. The submitter's circumstances illustrate the practical housing diversity and affordability benefits that the proposed rezoning could facilitate, enabling existing

	maintenance burden. We believe the re-zoning of our property and the adjoining four properties along Bedford Street, will help bring housing diversity, supply and choice to this great suburb. This will allow 1,000sqm lots to be subdivided into smaller landholdings that are easier for families like ours to both purchase and then maintain long-term (e.g. council rates, garden maintenance, water bills and electricity). We are supportive of the proposed rezoning of our property and the adjoining four properties along Bedford Street, which will help bring housing diversity and choice to this great suburb and be a suitable transition from R60, down to the surrounding R10 to the north. In fact, we would have supported the R60 coding apply to our properties to bring more families like us into a newer, lower maintenance properties. There is R60 zoning across the street to us on Bedford Street and across the road on Dalkeith Road, so we are surrounded by R60. We have seen that the R60 zoning doesn't automatically mean that everyone knocks over their character home and builds to the maximum zoning, but like our neighbours across the road it enables them to subdivide their property, build a new home that they will move into and sell their existing high maintenance home. There are many different options that this rezoning enables on our corner lot, with the ability to maximise the street frontage and bring housing choice and options to the suburb is a goal that we and many of our neighbours are looking to promote. As you can see by our photos below, our property is not in great shape and needs constant maintenance, which is taking its toll on us as a young family. Rezoning our property not only promotes a diversity of housing and a sensible transition from R60 to the lower density areas to our north, but it enables us to potentially subdivide off our property into 2 or more dwellings, while retaining our family character home. This would have a material positive impact on us and allow us to repay some of our mortgage and put that money into renovating our existing home, while bringing several new families into the suburb. We love the suburb, love the people and want to see it available to a wider variety of people and families, which brings a richness to the street and the wider community. We feel this modest increase in rezoning this location feels practical and a fair response to the reality of housing demand, lack of supply and making it more accessible to others, making better use of established infrastructure – making change in a sustainable way.		residents to subdivide and reinvest in their properties while introducing new housing choice into the suburb.
15	Two points: 1) I know that one of the owners of the houses affected was certainly NOT approached by the developer, contrary to their submission. 2) This group of lots (and the remainder of the odd Bedford St lots) should be R20 rather than R40 and if this is done then so should the whole section of houses between Bedford and Carrington be rezoned to R20. This would be in keeping with all the lots opposite the cemetery on Dalkeith after the roundabout.	The City has forwarded these concerns onto the applicant to respond to in terms of all parties being considered. It is also noted that the R40 zoning is already a compromise from when the previous coding was suggested and enables a more gradual transition. As for the remainder of the precinct this may be looked at as part of the Local Planning Strategy review.	As noted in response to Submission 8, scheme amendments in Western Australia may be proposed by any person and all affected landowners are subject to the standard public advertising process, which provides all parties with the opportunity to make a submission. R40 represents an appropriate and proportionate intermediate density for the subject lots given their transitional location. R20 would represent a relatively minor increase in density and would not deliver housing diversity outcomes consistent with the strategic context of these lots, or appropriate transition density as proposed.
16	As a property owner in an adjoining street am concerned with the proposal to change the zoning of 1-9 Bedford st. My concerns relate to increased traffic, parking (the street is already a 3 hr zone), loss of large trees and changing the fabric of the area. In addition as the owner of #16 Baird, 2.5 of the house blocks on Bedford st (ie part of #5, #7 and #9) back on to the RH boundary of our property so potentially if planning permission is approved and all properties take up the ability to subdivide we could potentially have multiple residences adjoining our property. This has been called " a transition" - my question is A transition to what? Does an approval here open the door to further increases in zoning density in the future? I agree there is a need to increase available housing but I argue that this isn't the place or the way. We are losing the character and fabric of our suburb and the retention of some large residential blocks is important.	The applicant has provided a Traffic Impact Assessment confirming that the road infrastructure in the surrounds can handle the extra potential development. With regard to the neighbourhood character the transitional zone moving away from Stirling Highway seeks to transition densities down the further one traverses from Stirling Highway. Creating an R40 precinct along the northern side of Bedford Street will allow a smoother transition to R10 zoned properties than from R60 currently.	A Traffic Assessment (Transcore, Technical Note 1, dated 4 June 2026) confirms the forecast increase in vehicle trips is within the capacity of the surrounding road network. On-street parking on Bedford Street is managed through the City's existing controls. The amendment is confined to the five identified lots; any future rezoning of adjacent properties would require a separate assessment process.

			Potential amenity impacts on adjoining properties, including overlooking and building bulk, will be subject to the R-Codes provisions as part of any future Development Applications (not the zoning process).
17	I strongly oppose the proposed rezoning of numbers 1 – 9 Bedford Avenue Nedlands (Lots 325-329). The motivation for this rezoning appears to be the desire of on property to build a rental property on their block, contrary to the council's claims that this is about "transition" from R60 to R10. This was discovered by the simple expedient of talking to the residents of Bedford Avenue. In this process it was also discovered that despite the consultant's report submitted to the council purporting to be from the "residents" of Bedford Avenue, implying consent to the rezoning of nos 1 - 9, the "residents" had not in fact been consulted. Not a good look. Something for the Post to sink its teeth into? Why do I oppose the rezoning? For one, the eventual prospect of at least 3 and possibly more double story dwellings being built next to my property is less than appealing. But on a more altruistic note, Nedlands like other Perth suburbs is being afflicted with over-development which could result in our leafy, spacious suburb being eventually converted to a host of high-rise buildings losing the essential character that (I suspect) most of its residents sought when they bought property here. Using the pretext of "transition" to drive this over development is specious and sets a precedent that could eventually lead to substantial break-up and development of parts of Nedlands.	Arguments related to the motivations stated are not a planning consideration and therefore not addressed. However, with regard to suburban character this amendment allows for a smooth transition down from Stirling Highway to lower densities further north and will contribute towards housing choice and diversity.	Future development under R40 will be required to comply with applicable setback, height and privacy provisions under the R-Codes, which provide specific protections for adjoining properties. The amendment has been prepared by a qualified planning consultancy and is subject to full statutory assessment by the City and WAPC. In relation to consultation, the statutory public advertising process provides the appropriate mechanism for all affected parties to engage with the amendment.
18	Executive Summary I object to Scheme Amendment No. 20. While I support appropriate housing diversity and well-planned urban infill, I do not believe this amendment has been sufficiently justified on strategic planning grounds. It represents a premature site-specific departure from the strategic planning framework established under Local Planning Scheme No. 3 and should instead be considered through the City's statutory review of its Local Planning Scheme and Local Planning Strategy. The City's own planning report acknowledges that the proposal has implications extending beyond the five subject lots and could create pressure for further incremental upcoding within the precinct, further justifying a strategic review process. If Council considers increased residential density appropriate within this locality, such changes should be assessed comprehensively rather than on a lot-by-lot basis. A broader strategic review would enable proper consideration of cumulative impacts on traffic, parking, infrastructure, neighbourhood character and residential amenity across the entire area. 1. Premature Amendment Outside the Statutory Review Process In brief, my understanding is that: (i) (ii) (iii) (iv) (v) the City is required to review its Local Planning Scheme and Local Planning Strategy every five years in accordance with Part 6 of the Planning and Development (Local Planning Schemes) Regulations 2015 and Section 4.12 of the Local Planning Strategy Guidelines; the last Scheme is dated 2019 and so review is overdue; a Scheme review is intended to assess whether planning controls remain appropriate, respond to changes in State planning policy, consider infrastructure and housing requirements, and ensure consistency with the Planning and Development Act 2005 and the City's Council Plan 2023–2033; a review of the City's Local Planning Strategy is scheduled to commence in 2026; and community sentiment is changing from no development to responsible development, and recognises the importance of sound and strategic planning as the foundation for achieving outcomes that benefit the community now and future generations. Given that this strategic review process is imminent, it is difficult to understand why a site-specific amendment affecting a small number of properties should proceed ahead of that broader review. Assessing the future density and development potential of the Bedford Road precinct through a comprehensive strategic review for the "Nedlands Central" precinct would provide a more transparent, coordinated and evidence-based approach than considering piecemeal amendments in advance of that process. Proceeding with this amendment now risks: (i)	The City's review of its Local Planning Strategy is now underway with broader investigations into targeted rezoning taking place. The acknowledgement of some amenity impacts notes that the interface between the proposed upcoded area and existing densities require careful management and the report suggests a mechanism that the transition can be further softened. As for the pressures on road infrastructure the City has now received a TIA from the applicant demonstrating that these impacts can be managed.	1. Scheme amendments may be progressed at any time under the Planning and Development (Local Planning Schemes) Regulations 2015 The upcoming Local Planning Strategy review does not preclude the progression individual amendments. The amendment has been assessed against the current strategic planning framework and is considered consistent with density transition objectives applicable to this location. 2. Potential amenity impacts on adjoining R10 properties are matters to be managed through the development application process, 3. A Local Development Plan, **if required**, would be prepared prior to or in conjunction with any subdivision or development application, **not the rezoning process**. 4. A Traffic Assessment (Transcore, Technical Note 1, dated 4 June 2026) has been prepared and confirms the forecast traffic increase – approximately 120 additional vehicle trips per day and 12 peak hour trips – is well within the capacity of the surrounding road network and does not trigger the WAPC threshold for further analysis. Drainage, open space and servicing requirements are addressed at the subdivision and development application stage.

	(ii) (iii) (iv) duplicating work that will shortly be undertaken as part of the strategic review process; inefficient use of Council resources (noting the City's current financial issues); pre-empts the outcomes of a broader strategic assessment that is intended to consider the future planning framework of the locality as a whole; and disregarding cumulative and other impacts on infrastructure, traffic, parking, neighbourhood character and residential amenity. 2. Amenity Impacts Acknowledged by the City Of particular concern is the City's own acknowledgement that development under an R40 coding may create adverse amenity impacts for adjoining R10 properties. The Council report notes that increased bulk and scale, reduced setbacks and the potential for boundary walls may affect neighbouring residents. In particular, my backyard will be potentially overlooked by multiple dwellings who wish to have large north-facing windows. 3. Reliance on Future Controls is Premature The Council report suggests that a future Local Development Plan may be required to mitigate potential impacts arising from increased density. If additional planning controls are required to manage the impacts of the amendment, those controls should be prepared, publicly exhibited and assessed before any decision is made to increase the residential density coding. It is premature to support the amendment while relying on future planning mechanisms to address impacts that are already foreseeable. This further justifies a strategic review process. 4. Insufficient Infrastructure Assessment The amendment documentation lacks detailed evidence regarding infrastructure capacity and cumulative impacts. While reference is made to proximity to Stirling Highway and public transport, there appears to be no detailed analysis of traffic generation, parking demand, drainage infrastructure, public open space capacity or other servicing requirements associated with increased residential density. In particular, Bedford Street is already very congested with parked cars, especially at the Dalkeith Road end. I personally classify this as a dangerous intersection. Cars coming turning into Bedford Street from Dalkeith Road are typically faced with a line of parked cars requiring you to drive westward on the wrong side of the road. Given Bedford Street is a feeder street to Dalkeith Road, there is frequently, a car or more approaching from the opposite direction. Conclusions that the amendment will not create significant impacts should be supported by detailed evidence and assessment. In my view, this is a critical safety issue and further justifies a strategic review process. 5. Need for Independent Verification of Key Assertions The amendment is supported by a planning justification report prepared by Hex Design & Planning (Hex Report) on behalf of the proponents. I note that the Hex Report contains a number of factual assertions that appear to have informed the rationale for the amendment in particular: (i) (ii) the proposal has been prepared "on behalf of all landowners" (what evidence is there that all landowners have agreed with the proposal?); and that all the affected landowners acquired their properties prior to the gazettal of Local Planning Scheme No. 3 (from memory, there is at least one property that sold in recent times i.e., after Local Planning Scheme No. 3). The Hex Report also contains qualifications regarding the verification of information relied upon by the authors: "Except where expressly stated Hex design and Planning does not attempt to verify the accuracy, validity or comprehensiveness of this report". And there does not appear to be any clear identification of what has been "expressly stated". If assertions regarding ownership history, landowner expectations or perceived inequities arising from the adoption of Local Planning Scheme No. 3 are being relied upon to support the amendment by Council, then the factual basis for those claims should be clearly established and documented. 6. Existing Transition Already Exists The primary justification for the amendment is that the subject land forms a transition between lower-density development to the north and higher-density		5. Noted 6. The subject lots are directly opposite R60 coded properties on Bedford Street and are adjoined by R60 coding along Dalkeith Road. An R40 coding provides a logical and proportionate intermediate density at this interface.

	development to the south. However, Bedford Road already functions as a clear physical and planning boundary between areas of differing residential density. The amendment documentation does not demonstrate that the existing zoning arrangement is creating planning issues or that the current R10 coding is failing to achieve the objectives of Local Planning Scheme No. 3. Conclusion For the reasons outlined above, I respectfully request that Council reconsider its support for Scheme Amendment No. 20 and instead consider any future review of residential density provisions within the Bedford Road precinct as part of the City's statutory review of its Local Planning Scheme and Local Planning Strategy. Thank you for considering this submission.		
19	I wish to lodge an objection to Scheme Amendment 20 and respectfully request that Council carefully reconsider the proposed rezoning of 1–9 Bedford Street from R10 to R40. While I acknowledge the need for appropriate housing growth and urban infill, I am concerned that this amendment is inconsistent with the established character of the surrounding neighbourhood and may result in significant and irreversible impacts on residential amenity, tree canopy, streetscape character and future development outcomes. The subject lots currently form part of a cohesive low-density residential precinct characterised by large residential lots, detached family homes, mature trees, substantial private open space and generous building setbacks. Aerial imagery clearly demonstrates the significant contribution these properties make to the leafy character of Bedford Street and the wider locality. Together, these properties form part of an established residential environment that provides an attractive transition between surrounding neighbourhoods and contributes significantly to the amenity enjoyed by local residents. A rezoning from R10 to R40 represents a substantial increase in development potential. Such a change cannot be viewed in isolation and should be assessed in the context of its long-term implications for the surrounding neighbourhood. The likely increase in site coverage, reduction in open space and removal of mature vegetation would fundamentally alter the character of the street and diminish the green canopy that currently defines the area. This loss would not only impact visual amenity but would also reduce biodiversity and urban cooling benefits at a time when local governments are increasingly recognising the importance of tree retention and heat mitigation. The proposed increase in density is also likely to generate additional traffic movements and parking demand on local streets that were originally designed to accommodate low-density residential development. Increased dwelling numbers may lead to greater pressure to on-street parking, increased vehicle movements near the Dalkeith Road intersection and corresponding streets. In addition, more intensive development may result in increased overlooking, reduced privacy and greater visual bulk, particularly where future developments incorporate upper-storey living areas overlooking adjoining properties. I am also concerned that the amendment documentation does not clearly explain why this particular group of properties has been selected for rezoning. If the City's objective is to increase housing density in proximity to activity centres and public transport corridors, residents are entitled to understand the strategic planning rationale that has resulted in these specific lots being identified while adjoining properties have not. Without a clear rationale, the proposal risks appearing arbitrary and may create uncertainty for neighbouring residents regarding the future character of the locality. A further concern is the potential precedent that this amendment may establish. While the proposal relates to a relatively small number of properties, approval may encourage future	While the City acknowledges comments relating to surrounding residential character, it also notes that the amendment site is mostly surrounded by higher density properties showing a change in character is already happening. Thoughtless tree removals are now protected against due to the Tree Retention Local Planning Policies and the impacts on road infrastructure are justified as being manageable through the applicant's TIA.	A Traffic and Parking: The Traffic Assessment (Transcore, Technical Note 1, dated 4 June 2026) confirms the forecast increase in vehicle movements from the rezoning is approximately 120 additional trips per day and 12 trips per peak hour, well within the capacity of the local road network. No material impact on surrounding streets is identified. Vegetation impacts will be assessed at the **development application stage** under the City's tree management policies. The rezoning does not authorise tree removal. The subject lots are directly opposite existing R60 coded properties on Bedford Street and adjoined by R60 coding along Dalkeith Road. Rezoning to R40 represents an appropriate and proportionate intermediate density that reflects established strategic planning principles. The amendment applies only to the five identified lots. Any future rezoning requests would require a separate assessment. Future development under R40 will be assessed against applicable R-Codes.

	requests for similar up-coding throughout Bedford Street and surrounding residential areas. Incremental rezoning over time could result in a level of change far greater than that currently anticipated by residents and could fundamentally alter the character of the wider precinct. I am particularly concerned about the consequences should the affected properties ultimately be acquired and consolidated by a single developer. While the amendment is presented as a rezoning of individual lots, the increased development potential may create a strong commercial incentive for land assembly. If multiple lots were combined into a single development site, the resulting scale and intensity of development could be significantly greater than residents may currently envisage. Council should therefore provide greater transparency regarding the maximum development yield that could be achieved across the combined site, whether consolidated development scenarios have been modelled, and what impacts such development may have on traffic generation, parking demand, privacy, overshadowing, infrastructure and neighbourhood character. I seek clarification regarding Council's broader vision for this precinct. Residents deserve to know whether Scheme Amendment 20 is intended to be a standalone rezoning or whether it forms part of a longer-term strategy for progressive up-coding of surrounding residential areas over the next 10 to 20 years. Understanding the ultimate planning vision for the locality is essential for meaningful community consultation and informed consideration of the proposal. My concerns are informed not only by my experience as a resident but also by my personal experience with rezoning. I previously owned a property within a rezoned area on Broome Street, Nedlands. I am familiar with the impacts of the City of Nedlands Local Planning Scheme No 3. This scheme has a clearly defined higher density corridor down Stirling Highway with a gradual reduction in density and a clear cut-off at Bedford Avenue. When purchasing my current property on Baird Avenue, one of the factors that influenced my decision was the established low-density character of the surrounding area and the expectation that it would remain zoned R10 and continue to provide a residential environment distinct from locations already identified for higher density development. The proposed amendment therefore raises concerns regarding the possibility of encroachment into areas not within the Local Planning Scheme 3. I therefore question the City of Nedlands on providing consistency and predictability of planning decisions and whether residents can continue to rely on the strategic planning framework when making long-term decisions about where to live and invest. I respectfully request that Council either decline the proposed amendment or provide a far more detailed justification demonstrating why this specific location has been selected, how the long term impacts on the surrounding community have been assessed and what measures will be implemented to protect the character and amenity of the area. Thank you for considering my submission.		
20	I object to the zoning redevelopment on Bedford between Baird and Dalkeith for a number of reasons. First, the possibility of increased dwellings in that area raises concerns around increased vehicular traffic in the surrounding streets, where there are multiple small children and pets. While I'm sure drivers always try to be as careful as possible on WA roads, the simple statistics do mean that increased cars mean increased accidents and increased close calls. Second, the section of properties slated for redevelopment have significant tree cover, and redeveloping these properties means these will almost certainly be cut down to allow access to the sites, if the standard procedure for other builds in the area is followed. This would be a shame to Nedlands' reputation as a green leafy suburb. Third, while R40 is better than the skyscrapers at the end of the street, it is still a significant step up from the current zoning of the rest of the area, and the properties, if redeveloped, would stick out significantly different to the rest of the area. The current homes	The impacts of new development on the road infrastructure have been assessed and deemed manageable through the applicant's TIA. Concerns about tree coverage are addressed through the City's implementation of its Tree Retention Local Planning Policies. In response to residential character, it is noted that the precinct is surrounded by higher density development that what is proposed on multiple sides showing a change in character is already occurring. Finally, comments about housing availability and market conditions are not planning	A Traffic Assessment (Transcore, Technical Note 1, dated 4 June 2026) demonstrates that the forecast increase in vehicle movements – approximately 120 additional trips per day – is well within the capacity of the local road network and does not raise material safety concerns. Tree Canopy: Future development will be subject to applicable development controls. The rezoning does not compel the removal of trees; this will be addressed at the development application stage.

	preserve the character of the suburb in a way that the modern, less environmentally efficient, building would not, especially if developers are trying to squeeze as many buildings onto the property as possible. Having multiple concrete boxes squashed together with no space for airflow or the cooling effect of established mature trees would make for energy inefficient and environmentally unfriendly houses. A duplex on a lower zoning grade would be better from an environmental point of view if rezoning is mandatory. Fourth, while expensive apartments/tiny houses in Nedlands are unlikely to be inhabited by families with small children who put pressure on our under-supported primary schools, they aren't really going to solve the housing crisis either, as they will likely be unaffordable by the vast majority of those in need of housing (given the median house price in Nedlands contrasted with median take-home wages in Perth). As such, development in this area isn't going to solve the state government's problem. In summary, I do not support the rezoning of the affected area, and feel that it needs reconsideration by the relevant parties.	considerations and not addressed within this Scheme Amendment.	Housing Affordability: The proposed rezoning enables smaller lot sizes and a greater diversity of dwelling types, which over time are likely to provide more accessible housing options compared to the current large-lot single dwelling development pattern. Housing affordability is a broader societal matter that falls outside the scope of individual scheme amendments. Character: Future development will be required to comply with applicable design standards under the R-Codes.
21	I object to the proposed Scheme Amendment. I recall a similar re-zoning proposal was put forward some years ago and not approved by council. There is no reason why it should be approved now. Why is the council putting forward this amendment? It appears to be to appease a few landowners rather than from proper planning. The Hex report says the proposal aims to avoid ad hoc and spot rezoning but this is exactly what it is and will simply encourage more adjacent lots to apply on the same basis. For example if this proceeds, nearby properties will be opposite and adjacent rezoned neighbours and could seek the same rezoning on the same grounds. This could cascade further, setting a precedent for rezoning along the North side of Bedford and West side of Dalkeith to Carrington. Split zoning within a block is a recipe for disgruntled neighbours and poor practice. Affected neighbouring landowners are going to be negatively impacted, facing more, likely 2-storey, properties being built with minimal setback from the boundary. Any Bedford backyard trees will be replaced by walls and windows. How is having a R40 to R10 change on someone's boundary fence a "harmonised transition"? Surely the street itself is a much better transition buffer. The north side of Bedford is not the transition zone, the street and properties south of it are, cascading from RAC-1 (27 storeys?) down to R160 to R60 (potentially 3 storeys). North side of Bedford are 2 storey homes. There is no need to move the transition. For this proposal the council should keep the R10 zoning as is. Don't creep the zoning back by one boundary. The council should instead consider the wider area (Bedford to Carrington) and its close proximity to the evolving Woolworths, Aldi and Chellingworth developments and consider a proper Scheme Amendment that is not piecemeal. The council meeting minutes of 10 December 2025 indicate the planning strategy review is happening in 2026 so why push through this change prior? Reject it.	It is noted that the planning framework allows for the submission of applicant-led Scheme Amendments to be considered on their merits. Wider rezoning is being investigated through the Local Planning Strategy review taking place currently and the transitional zone will be vitally important but will not be finalised until 2027. Concerns about the built form can largely be addressed by the drafting of a Local Development Plan to protect interfacing.	The proposed amendment is not considered to constitute spot rezoning (singular lot). The five subject lots form a coherent and contiguous group occupying a genuine transitional position between R60 and R10 coded land. The amendment reflects the strategic characteristics of the location rather than conferring an arbitrary benefit on isolated individual properties. Any future requests from adjoining or nearby properties would require a separate and independent assessment against the planning framework applicable at that time.
22	Leave things the way they are. Enough damage has been done. Nedlands is losing it it's character. In a few more years all we will have is concrete with no trees or greenery. It's all about money and greed. Thanks for the opportunity to voice my opinion.	It is noted that there are controls in place to protect significant trees and also the zoning only gives residents the choice to develop it does not regulated guaranteed uptake.	The proposed rezoning is subject to full statutory assessment and is supported by technical documentation including a Traffic Assessment prepared by Transcore (Technical Note 1, dated 4 June 2026). The amendment is considered to be consistent with the strategic planning framework and will deliver additional housing diversity in an appropriate transitional location proximate to existing higher-density coding.
23	I write to object to Scheme Amendment No. 20, which proposes increasing the density coding of Lots 325–329 (Nos. 1–9 Bedford Street, Nedlands) from R10 to R40 under Local Planning Scheme No. 3. While I acknowledge the City's objective of facilitating increased housing opportunities in appropriate locations, I do not believe the proposed amendment is supported by sound strategic planning principles, nor does it adequately justify the introduction of substantially higher density development within an established R10 residential precinct. The proposal appears to represent an isolated and unnecessary departure from the planning framework established under Local Planning	It is noted the current section of R10 on Bedford Street is mostly surrounded by higher zonings showing a character shift is already occurring. The responses to each of the 10 points are as follows: 1 – It is noted that the previous Scheme was not approved with the full input from the City which led	1. Strategic Justification: The subject lots are directly opposite R60 coded properties on the southern side of Bedford Street and are adjoined by R60 coding along Dalkeith Road. Rezoning to R40 represents a logical and proportionate intermediate density at the interface between these contrasting density

	Scheme No. 3 and risks creating significant adverse impacts on surrounding residents and the broader integrity of the City's zoning structure. My objections are outlined below. 1. Lack of a Compelling Strategic Planning Justification The amendment report relies heavily on the fact that the subject lots face R60 coded properties on the southern side of Bedford Street and are located near the Nedlands Stirling Highway Activity Corridor and Town Centre. However, proximity to higher-density development does not, of itself, justify rezoning. When Local Planning Scheme No. 3 was gazetted in April 2019, the City undertook a comprehensive strategic planning exercise which deliberately established density transitions throughout the locality. If the subject properties were considered appropriate for R40 coding at that time, they could have been included within the extensive density increases already applied along the Stirling Highway Activity Corridor. The fact that the lots remained R10 following adoption of the Scheme suggests a conscious planning decision to retain the established low-density residential character north of Bedford Street. The amendment report does not appear to identify any significant change in planning circumstances since the gazetting of LPS3 that would justify overturning that decision. 2. Bedford Street Represents a Clear and Logical Density Boundary One of the key strengths of the current planning framework is the existence of a clearly identifiable transition between higher-density and lower-density residential areas. Bedford Street currently performs that role effectively. The lots south of Bedford Street have already been allocated significantly higher residential densities, while the lots north of Bedford Street remain within a coherent and established R10 precinct. The proposed amendment would blur this logical planning boundary and introduce uncertainty into what is presently a clear and understandable zoning structure. Good planning requires clear, defensible and enduring boundaries. Scheme Amendment No. 20 would weaken that clarity and create an arbitrary extension of higher-density zoning into an area specifically retained as low density. 3. Existing Higher-Density Land Already Exists in Abundance The justification for increasing density appears particularly weak given the substantial amount of existing R60 zoned land already available immediately opposite the subject lots and throughout the surrounding activity corridor area. The amendment documentation does not demonstrate: • A shortage of residentially zoned land capable of accommodating additional housing growth. • That existing R60 and other higher-density zoned sites have been substantially developed or exhausted. • Why further density increases are required on these specific lots rather than being accommodated within the significant supply of already-zoned higher-density land nearby. Without evidence of a genuine strategic need, the amendment appears to confer additional development rights on a small number of landowners without delivering a demonstrable planning benefit to the broader community. 4. Spot Rezoning and Planning Precedent The proposal exhibits characteristics commonly associated with spot rezoning. The amendment affects only a small group of properties within a much larger and established R10 precinct and does not form part of any broader strategic review of residential densities in the area. Approval would create a precedent for future rezoning requests from adjoining or nearby landowners seeking similar treatment. If the rationale for the amendment is that the lots are adjacent to higher-density development, the same argument could progressively be applied to additional properties further north and west over time. This risks a gradual erosion of the remaining R10 precinct through piecemeal amendments rather than through a transparent and comprehensive strategic planning process. The City should be cautious about establishing a precedent that may encourage future incremental encroachment into low-density residential areas. 5. Previous Rezoning Attempts Have Been Refused It is understood that previous attempts have been made to secure increased density coding for these properties and that such proposals have	to some outcomes not consistent with the content of the previous Strategy. 2 – Rezoning the northern side of Bedford Street in this manner would create an overall more consistent streetscape. 3 – While pockets of increased density exist, with a lot of developments not yet commencing, additional land may need to be sought to allow for more incremental increases. The rezoning demonstrates the need for increased housing diversity. 4 – It is noted that various areas within the City are being investigated for density changes as part of the Local Planning Strategy review. 5 – This new rezoning proposal is seen as a compromise from the previous proposals that drops the zoning lower than several surrounding blocks to create a smoother transition to the lower density pockets above. 6 – The City is investigating an appropriate mechanism (likely a Local Development Plan) to set additional development standards to protect the interface to lower density properties. 7. The applicant has demonstrated the surrounding road network can handle the additional development potential through a rigorous Traffic Impact Assessment. 8 – The City now has Tree Retention policies that can protect canopy on the subject lots (see *Local Planning Policy 3.4 – Tree Retention: R25-R80*) 9 – The intent of the Scheme Amendment is to facilitate a gradual transition of density to improve the streetscape. By having medium-high and low density located on opposite sides of the street the issues of interface would be further exacerbated and harder to address through an appropriate planning mechanism. The proposed zoning offers the missing medium density offering in the immediate locality. 10. - The City deems there to be significant planning justification to enable assessment for the amendment given its location in a transitional area in terms of housing diversity. The processing of the amendment does not mean that the lots have to	areas, consistent with the density transition objectives of Local Planning Scheme No. 3. 2. Bedford Street as a Density Boundary: While Bedford Street currently marks the interface between R60 and R10, the five subject lots are uniquely positioned opposite and adjacent to R60 coding on two sides. An R40 intermediate density is an appropriate planning response to this specific context. 3. Existing Higher-Density Land Supply: The availability of existing R60 zoned land does not preclude consideration of further density transitions in appropriate locations. Housing diversity and supply considerations support the introduction of R40 coding at this transitional location. 4. Spot Rezoning: The amendment applies to five contiguous lots in a strategically coherent transitional location and is not considered to constitute spot rezoning. 5. Previous Refusals: Previous proposals sought significantly higher density codings (R50 and R60). The current proposal for R40 is a more moderate and proportionate response to the transitional context. The previous application was also supported by Council Technical Staff. 6. Traffic: A Traffic Assessment (Transcore, Technical Note 1, dated 4 June 2026) confirms the net traffic increase from the rezoning is approximately 120 additional vehicle trips per day and 12 trips per peak hour – well within the capacity of the local road network and below the WAPC threshold for further detailed analysis. 7. Amenity: Impacts on adjoining properties will be managed through applicable R-Codes provisions. 8. Tree canopy impacts will be assessed at the development application stage under the City's applicable tree management policies. 9. Transition Zoning and Density Step-Down — argues that good planning practice requires an incremental step-down between density codes (R60 → R40 → R20/R10), and that the current direct R60-to-R10 interface is not a normal or conventional planning

	not previously gained support. In planning terms, repeated applications seeking the same outcome should only be supported where there has been a demonstrable change in circumstances, strategic policy, infrastructure capacity, housing need or planning direction. The amendment documentation does not appear to identify any material change of sufficient significance to justify a different planning outcome from those reached previously. The City should clearly explain why a proposal that was previously considered inappropriate is now considered acceptable. 6. Adverse Impacts on Remaining R10 Properties The amendment would create a direct interface between higher-density development and neighbouring properties that will remain zoned R10. The likely consequences include: • Increased building bulk and visual dominance. • Greater overlooking and reduced privacy. • Increased overshadowing. • Increased residential intensity and activity levels. • Reduced consistency in neighbourhood character. • Increased pressure on adjoining properties to seek similar rezoning. Residents who purchased and invested in the area on the basis of the established R10 zoning framework should be entitled to expect a degree of planning certainty and protection from incompatible development outcomes. 7. Traffic, Parking and Local Amenity Impacts An increase from R10 to R40 has the potential to substantially increase dwelling yield and vehicle movements. Although Bedford Street is a local distributor road, it remains fundamentally a residential street serving the surrounding neighbourhood. The amendment report does not appear to provide detailed evidence demonstrating: • Existing traffic capacity. • Future traffic generation impacts. • Intersection performance. • Parking impacts on surrounding streets. • Cumulative impacts when considered alongside existing and future higher-density developments in the locality. Additional traffic, visitor parking demand, service vehicle movements and on-street congestion would diminish residential amenity and potentially impact safety for pedestrians, cyclists and local residents. 8. Tree Canopy, Streetscape and Character Impacts One of the defining characteristics of Nedlands is its established tree canopy and landscaped residential environment. Higher-density redevelopment typically results in: • Greater site coverage. • Reduced open space. • Reduced deep soil planting areas. • Increased pressure to remove mature trees. • Reduced opportunities for replacement canopy trees. The subject lots currently contribute to the green character of Bedford Street and the broader streetscape. Rezoning to R40 would increase redevelopment pressure and may undermine the City's stated objectives relating to urban greening, climate resilience, neighbourhood character and canopy retention. These impacts should be carefully considered given the increasing importance of urban tree cover in reducing heat island effects and maintaining environmental quality. 9. Inconsistency with the Intent of Density Transition Planning The amendment report suggests the lots can "add to the transition area" between R60 and R10 coded land. However, Bedford Street itself	develop to this degree but that the choice is being offered based on the location. For the amendment to be considered orderly and proper planning it is not depended on a wider framework review for consideration. In this case the proposal is responding to surrounding urban context and planning merit questions, by delivering increased housing choice in an area with broader objectives of urban consolidation.	outcome. The proposed R40 introduces the missing intermediate step. 10. Appropriateness of R10 in an Inner-City High-Amenity Location — argues that R10 coding in a well-serviced, high-amenity inner-city locality artificially constrains dwelling numbers contrary to established planning principles, and that increased density should be actively promoted around locations like the subject site where infrastructure and amenity already exist.

	already functions as the transition point. Not every property adjacent to a higher-density area must also be rezoned. A transition must logically stop somewhere, and under the current planning framework that point is clearly identifiable at Bedford Street. The proposal effectively moves the transition boundary further into the R10 precinct without providing any compelling planning rationale for doing so. 10. The Amendment Does Not Demonstrate Orderly and Proper Planning A fundamental principle of the Western Australian planning system is that planning decisions should promote orderly and proper planning and be supported by a clear strategic planning rationale. The Western Australian Planning Commission and the State Administrative Tribunal have consistently recognised that scheme amendments should be founded upon sound strategic planning principles, demonstrated community benefit, and logical planning outcomes rather than the interests of individual landowners. In considering Scheme Amendment No. 20, the key question is not whether a higher density could physically be accommodated on the subject lots, but whether the amendment represents good planning for the locality as a whole. The proposal fails to satisfy several important planning principles. Absence of Strategic Justification Local Planning Scheme No. 3 was only gazetted in 2019 following extensive strategic planning investigations and community consultation. That process deliberately established the density framework for the Nedlands Stirling Highway Activity Corridor and surrounding residential areas, including the allocation of extensive R60 coding in locations considered appropriate for increased residential intensity. The amendment documentation does not identify any significant strategic review, housing study, infrastructure assessment, demographic change, State planning policy change, or other material circumstance that would justify altering the density framework established only a few years ago. In the absence of such evidence, the amendment appears to be opportunistic rather than strategic. Departure from the Principle of Planning Certainty An important objective of planning schemes is to provide certainty and consistency for residents, landowners and decision-makers. The current R10 zoning provides a clear expectation regarding the future character, density and built form of the locality. Approving isolated density increases without a broader strategic review weakens confidence in the planning framework and creates uncertainty regarding the long-term future of the remaining R10 precinct. Residents are entitled to expect that planning boundaries established through a formal scheme review process will not be altered without compelling strategic justification. Private Benefit Versus Public Benefit The amendment would confer a substantial increase in development potential and land value upon a small number of individual properties. However, the amendment documentation does not clearly demonstrate a corresponding public benefit sufficient to justify the departure from the existing planning framework. A key planning consideration is whether the proposal serves the broader interests of the community rather than primarily benefiting a limited number of landowners. Given the significant amount of existing higher-density zoned land already available within the surrounding activity corridor, it is difficult to identify any meaningful public planning outcome that would be achieved by this amendment. The proposal therefore appears to create a disproportionate private benefit without a demonstrated strategic community need. Incremental Erosion of the Planning Framework The amendment represents a form of incremental or piecemeal planning. While the immediate proposal affects only a small number of lots, approval would inevitably create pressure for further rezoning applications within the surrounding R10 precinct. Planning schemes are intended to provide a coherent and integrated framework for land use and development. Incremental departures from that framework can gradually undermine the integrity of the broader planning strategy. The City should be particularly cautious where a proposal has the potential to establish a precedent that may subsequently be relied upon by adjoining landowners seeking similar treatment. Failure to Demonstrate a Net Community Planning Benefit The amendment report relies largely on proximity to existing R60 coding and the Nedlands Town Centre. However, these circumstances existed when Local Planning Scheme No. 3 was adopted.		

	The report does not demonstrate that rezoning the subject lots would produce a net planning benefit for the community that outweighs: • The loss of planning certainty. • The weakening of an established zoning boundary. • Impacts on neighbouring R10 properties. • Increased redevelopment pressure. • Traffic and parking impacts. • Loss of established neighbourhood character. • Potential loss of mature trees and landscape character. Without a demonstrated strategic need and corresponding community benefit, the amendment cannot be said to represent orderly and proper planning. For these reasons, Scheme Amendment No. 20 should be viewed as an ad hoc spot rezoning proposal that is inconsistent with the strategic planning framework established under Local Planning Scheme No. 3 and does not satisfy the broader planning principles that guide scheme amendments in Western Australia. Conclusion Scheme Amendment No. 20 is not supported by a demonstrated strategic need, undermines the integrity of the existing planning framework established under Local Planning Scheme No. 3, weakens a clear and logical density boundary, creates an undesirable precedent for future spot rezonings, and introduces adverse impacts for neighbouring R10 properties and the broader residential character of the locality. The City has already provided extensive opportunities for higher-density development through the Nedlands Stirling Highway Activity Corridor and the substantial R60 zonings immediately opposite the subject lots. The amendment fails to demonstrate why additional density is required within this established low-density precinct. For these reasons, I respectfully request that the City of Nedlands reject Scheme Amendment No. 20 and retain the existing R10 density coding for Nos. 1–9 Bedford Street, Nedlands.		

Technical Note:	No 1	**Date:** 04/06/2026
Project No:	t26.154	
Project:	Lots 325–329 Bedford Street, Nedlands	
Subject:	**Traffic Assessment of the Proposed Rezoning**	

Introduction

This technical note has been prepared on behalf of Hex Design and Planning with respect to the proposed amendment to the City of Nedlands Local Planning Scheme No. 3, involving the rezoning of Lots 325–329 Bedford Street, Nedlands (subject land) from 'Residential R10' to 'Residential R40'.

The purpose of this note is to demonstrate that the proposed increase in residential density will not result in adverse traffic impacts on the surrounding road network and that the existing road network has sufficient capacity to accommodate the anticipated increase in traffic.

Existing Situation

The subject land comprises approximately 5,063 m² and is currently developed with five residential dwellings. The land is bound by Bedford Street to the south, Baird Avenue to the west, and Dalkeith Road to the east and existing R10 residential dwellings to the north (refer **Figure 1**).

Road classifications of the existing roads are defined in the Main Roads *Functional Road Hierarchy* as depicted in **Figure 2**.

Dalkeith Road, Bird Avenue and Bedford Street are currently classified as Access Roads under the Main Roads WA Functional Road Hierarchy. These roads all operate under a speed zoning of 50kph and entail 20m road reserve with 6m carriageway.

Stirling Highway further south is classified as Primary Distributor road and Carrington Street further north is classified as local distributor road in the Main Roads *Functional Road Hierarchy*.

Address: 61 York Street, Subiaco WA 6008. P.O.Box 42 Subiaco WA 6904
Phone: +61 (08) 9382 4199
Fax: +61 (08) 9382 4177
Emal: admin@transcore.net.a

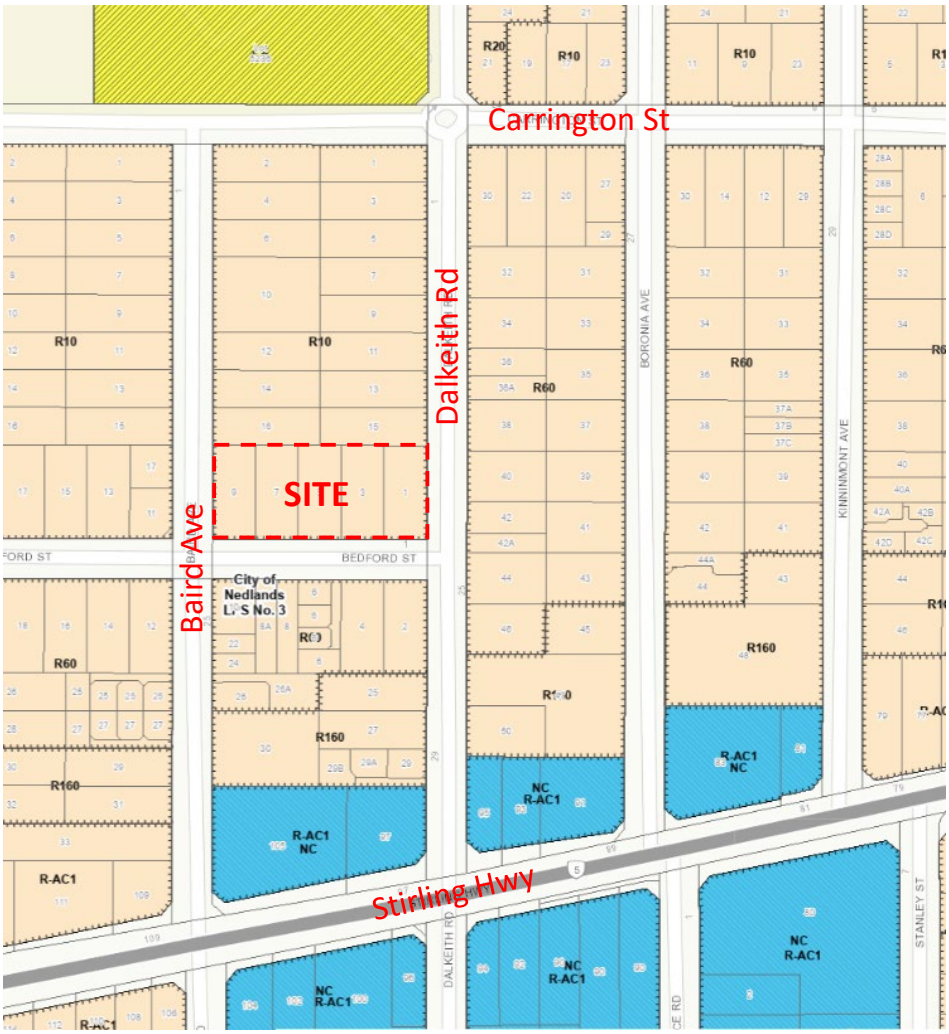

Figure 1: Location of the subject site

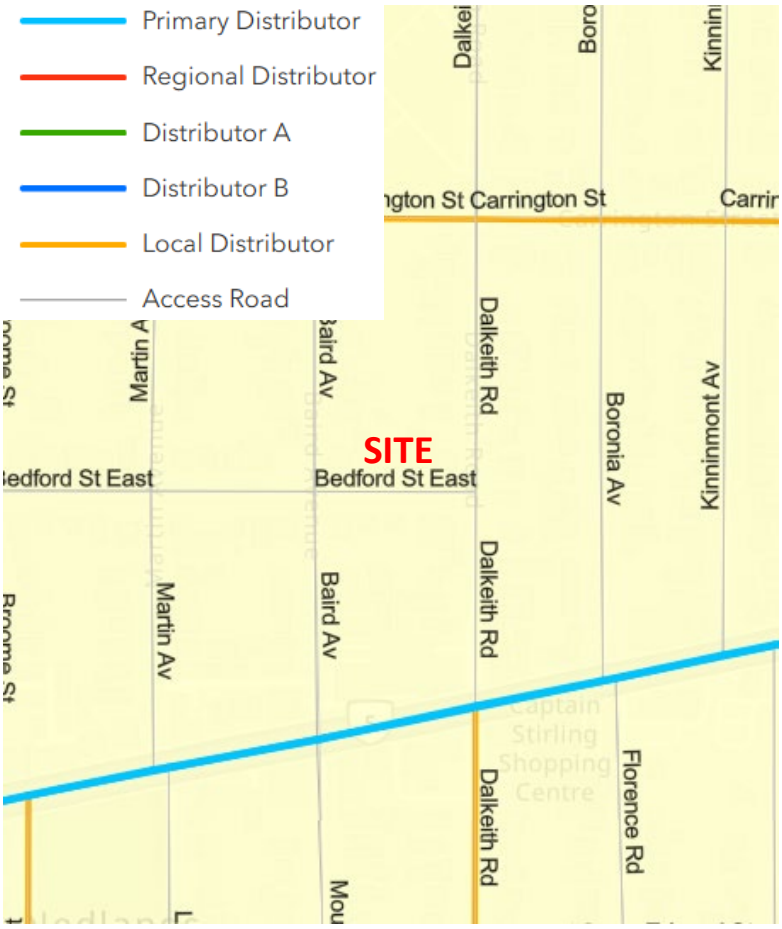

Figure 2: Existing road hierarchy around the subject site

Existing Public Transport

The site benefits from excellent public transport accessibility, supported by both an extensive bus network and close proximity to a major rail facility at Claremont. In terms of bus services, the area is well served by Transperth routes, particularly Route 25, which provides a direct and convenient connection between Shenton Park and Claremont Station (refer Figure 3). This route passes through key activity centres including the QEII Medical Centre and Hollywood Private Hospital, making it highly relevant for both employment and resident-related trips. The service also includes numerous intermediate stops along local roads such as Monash Avenue, Dalkeith Road and Princess Road, ensuring that much of the surrounding area including the subject site falls within a comfortable walking catchment of a bus stop. Importantly, Route 25 operates on a relatively frequent basis (approximately every 15 minutes during peak periods), which enhances its usability and attractiveness as a transport option.

The site's accessibility is further strengthened by its proximity to Claremont Train Station, which is a key station on the Transperth rail network. The station is located on the Fremantle Line providing high-frequency services and direct connections to major destinations such as Perth CBD and Fremantle. Services to Perth operate approximately every 10 minutes, with a travel time of around 15 minutes, offering a fast and reliable alternative to private vehicle travel.

The combination of frequent bus services and a nearby high-capacity train station results in strong multimodal accessibility, allowing convenient travel to key destinations across the Perth metropolitan area and supporting reduced reliance on private vehicles.

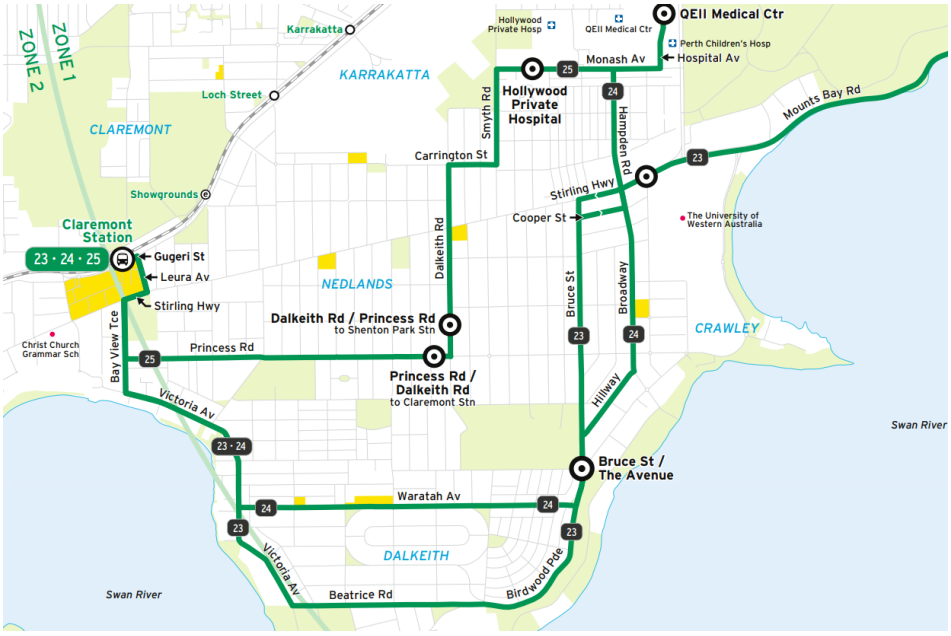

Figure 3: Existing bus routes

Net Traffic Increase

The daily traffic generation rates used for establishing the net traffic increase as a result of the proposed rezoning are 8 vehicle trips per day (vpd) per dwelling in accordance with the peak hour trip generation rates of 0.8vph per dwelling recommended in the Western Australian Planning Commission (WAPC) Transport Impact Assessment Guidelines (2016).

Conservatively, the same trip generation rate has been applied to both the existing R10 dwellings and the proposed R40 development. However, in practice, higher-density R40 dwellings typically generate fewer vehicle trips per dwelling compared to lower-density R10 development, due to factors such as

smaller household sizes, greater reliance on public transport, and increased opportunity for walking and cycling.

Accordingly, the additional 15 residential dwellings (20 – 5 = 15) would generate approximately 120 vehicular trips per day with approximately 12 trips during the typical weekday AM and weekday PM peak hour. These figures include both inbound and outbound vehicle movements. The AM and PM peak hour trip generation of the proposed subdivision is also summarised in Table 1.

Table 1: Estimated trip generation for the proposed subdivision

Land use	Quantity	Daily trips	AM trips	PM trips	AM		PM	
					IN	OUT	IN	OUT
Additional residential dwellings	15	120	12	12	4	8	4	8

Impact on Surrounding Roads

The WAPC Transport Impact Assessment Guidelines (2016) provides the following guidance on the assessment of traffic impacts:

"As a general guide, an increase in traffic of less than 10 percent of capacity would not normally be likely to have a material impact on any particular section of road but increases over 10 percent may. All sections of road with an increase greater than 10 percent of capacity should therefore be included in the analysis. For ease of assessment, an increase of 100 vehicles per hour for any lane can be considered as equating to around 10 percent of capacity. Therefore, any section of road where development traffic would increase flows by more than 100 vehicles per hour for any lane should be included in the analysis."

The proposed rezoning will not increase traffic flows on any roads adjacent to the site by the quoted WAPC threshold of +100vph to warrant further analysis. Therefore, the impact of subdivision traffic on the surrounding road network can be comfortably accommodated within the practical existing residual capacity of the local established road network.

Conclusion

Based on the assessment undertaken, the proposed rezoning of the subject land from Residential R10 to Residential R40 is not expected to result in any adverse traffic impacts on the surrounding road network.

The forecast increase in traffic associated with the development is relatively minor, with approximately 120 additional vehicle trips per day and around 12

vehicle trips in each peak hour. This level of increase is well below the thresholds outlined in the WAPC Transport Impact Assessment Guidelines (2016) that would trigger capacity-related concerns or require detailed intersection analysis. As such, the additional traffic can be readily accommodated within the existing road network without compromising its operational performance.

The surrounding road network, comprising access roads such as Bedford Street, Dalkeith Road and Baird Avenue, is considered to have sufficient residual capacity to absorb the anticipated increase in vehicle movements.

Furthermore, the site benefits from strong multimodal accessibility, including convenient access to frequent bus services (notably Route 25) and Claremont Train Station, which provides high-frequency rail services to key destinations such as the Perth CBD and Fremantle. This level of public transport provision is likely to reduce reliance on private vehicles and further moderate traffic generation.

It is also noted that the assessment undertaken in this technical note adopts a conservative approach, applying the same trip generation rate to both the existing and proposed rezoning, despite higher-density housing typically generating fewer trips per dwelling. Accordingly, the actual traffic impacts are likely to be lower than those estimated.

In summary, the existing transport infrastructure is considered adequate to support the proposed increase in residential density, and the rezoning can be supported from a traffic and transport perspective.

STOP THE SPOT REZONING - PROTECT OUR NEIGHBOURHOOD

SCHEME AMENDMENT NO. 20 – REZONE LOTS 325–329 BEDFORD STREET FROM R10 TO R40

TO:
The Mayor, Councillors
and Chief Executive Officer
City of Nedlands
71 Stirling Highway,
Nedlands WA 6009

PRINCIPAL PETITIONER:
Dr Andrew Wilde
16 Baird Avenue
Nedlands WA 6009
[redacted]5
[redacted]m

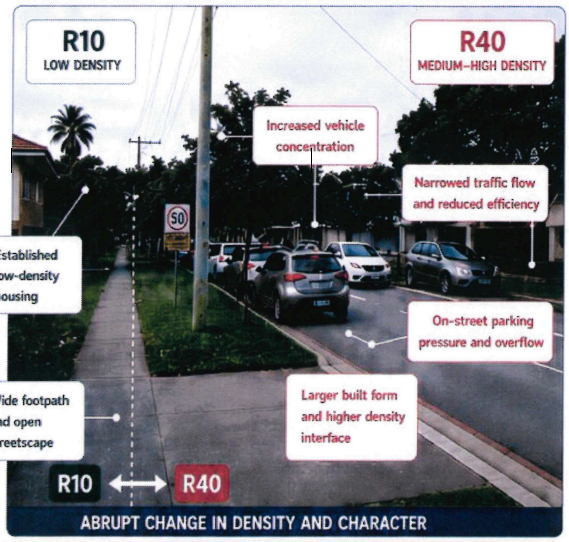

THIS PETITION REQUESTS THAT THE CITY OF NEDLANDS REJECT OR SUBSTANTIALLY REVISE SCHEME AMENDMENT NO. 20 relating to the proposed rezoning of Lots 325–329 Bedford Street (house numbers 1–9 Bedford Street) from R10 to R40.

WHAT IS PROPOSED?

REZONE LOTS 325–329 BEDFORD STREET FROM R10 (LOW DENSITY) TO R40 (MEDIUM–HIGH DENSITY)

R10	R40
LOW DENSITY	MEDIUM–HIGH DENSITY
5 homes	Up to 20 dwellings

WHAT THIS COULD MEAN

MORE TRAFFIC & CONGESTION
Up to 3–4 times more vehicle movements every day.

PARKING OVERFLOW
More cars, limited on-site parking, overflow into surrounding streets.

LOSS OF PRIVACY & AMENITY
Increased overlooking, noise, overshadowing and reduced outdoor enjoyment.

BIGGER BUILDINGS, LESS SPACE
Taller buildings, reduced setbacks and less open space.

STRAIN ON SERVICES
More pressure on roads, drainage, waste, utilities and community facilities.

SPOT REZONING RISK
An isolated rezoning sets a precedent for more fragmented development in our area.

THE CHANGE – THE CONSEQUENCE

OUR STREET TODAY (R10 CONTEXT)

Low density, space, greenery and privacy.

POTENTIAL FUTURE (R40 OUTCOME)

Higher density, more traffic, less privacy, less space – a permanent change.

OUR COMMUNITY POSITION

We support responsible growth that is strategic, planned and supported by infrastructure.

We do NOT support this proposed rezoning in its current form.

IMPLEMENT A LOWER DENSITY OUTCOME WITH PROPER TRANSITION FROM R10

- Reject Scheme Amendment No. 20 in its current form.
- Implement a lower density outcome with proper transition from R10.
- Undertake a comprehensive traffic, parking and infrastructure assessment.
- Protect existing residents from loss of amenity, privacy and property value.
- Ensure future development is planned, integrated and sustainable.

PETITION – HAVE YOUR SAY

By signing below, I support the request that the City of Nedlands reject or substantially revise Scheme Amendment No. 20 relating to the proposed rezoning of Lots 325–329 Bedford Street (house numbers 1–9 Bedford Street).

NO.	NAME (PLEASE PRINT)	ADDRESS	SIGNATURE	DATE	EMAIL (OPTIONAL)
1.					
3.					
4.					
5.					
7.					
8.					
9.					
10.					

OUR HOME. OUR STREET. OUR COMMUNITY. OUR FUTURE.
LET'S PROTECT BEDFORD STREET BEFORE IT'S TOO LATE.

TOGETHER, WE CAN PROTECT OUR NEIGHBOURHOOD.

Prepared by concerned residents and community members of Bedford Street and surrounding areas.

OUR HOME. OUR STREETS. OUR COMMUNITY. OUR FUTURE

PROPOSED REZONING OF LOTS 1–9 BEDFORD STREET FROM R10 TO R40

We, the undersigned residents, landowners and community members, formally object to Scheme Amendment No. 20, which proposes the rezoning of Lots 1–9 Bedford Street from R10 (low density) to R40 (medium–high density). The proposed amendment represents a substantial increase in residential density within an established low-density residential precinct and may significantly alter the character, amenity and livability of the surrounding area.

WHAT IS BEING PROPOSED?

The amendment seeks to change the current residential coding from:

CURRENT - R10 – Low Density Residential

- Larger blocks
- Single dwellings
- Minimal traffic
- Greater open space and setbacks
- Consistent residential streetscape

PROPOSED - R40 Medium–High Density Residential

- Multiple dwellings and townhouses
- Increased residential intensity
- Higher traffic generation
- Increased parking demand
- Larger building bulk and scale

This proposal has the potential to increase dwelling density from 5 homes to up 20 dwellings within a concentrated section of Bedford Street.

WHY THE COMMUNITY IS CONCERNED

Loss of Privacy & Residential Amenity

- Increased overlooking of neighbouring homes and backyards
- Reduced privacy
- Increased noise and activity levels
- Overshadowing impacts
- Reduced enjoyment of existing homes and outdoor spaces

Larger Buildings & Reduced Character

- Larger built form outcomes
- Increased building bulk and scale
- Reduced setbacks and open space
- A planning outcome inconsistent with the established low-density character of the area

STOP THE SPOT REZONING - PROTECT OUR NEIGHBOURHOOD

SCHEME AMENDMENT NO. 20 – REZONE LOTS 325–329 BEDFORD STREET FROM R10 TO R40

TO:
The Mayor, Councillors
and Chief Executive Officer
City of Nedlands
71 Stirling Highway
Nedlands WA 6009

PRINCIPAL PETITIONER:
Dr Andrew Wilde
16 Baird Avenue
Nedlands WA 6009
0409 006 585
thewildz2014@gmail.com

THIS PETITION REQUESTS THAT THE CITY OF NEDLANDS **REJECT OR SUBSTANTIALLY REVISE** SCHEME AMENDMENT NO. 20 relating to the proposed rezoning of Lots 325–329 Bedford Street (house numbers 1–9 Bedford Street) from R10 to R40.

By signing below, I support the request that the City of Nedlands reject or substantially revise Scheme Amendment No. 20 relating to the proposed rezoning of Lots 325–329 Bedford Street (house numbers 1–9 Bedford Street) from R10 to R40.

NAME (PRINT)	HOUSE NO. & STREET (NEDLANDS)	SIGNATURE	DATE
[redacted]	16 Baird Ave	[redacted]	19/5/26
	16 Baird AVE		20/5/26
	2 BEDFORD ST.		20/5/26
	10 BEDFORD ST		20/5/26
	2 Bedford ST		20/5/26
	10 BEDFORD ST		20/5/26
	16 BAIRD AVE.		20/5/26.
	16 BAIRD AVE		20/05/26
	16 Baird Ave		20/05/26
	16 Baird Ave.		20/5/26.
	12 BAIRD AVE		30/5/26
	12 BAIRD AVE		30/5/26
	17 BAIRD AVE		4/6/26.
	8A BEDFORD ST		5/6/26

PLEASE PRINT CLEARLY. All signatures must be original. Photocopies are acceptable.

TOGETHER, WE CAN PROTECT OUR NEIGHBOURHOOD.

15.2 Rescission of Local Planning Policy 7.7 - Public Open Space Contributions

Report Number	**DRS15.09.26**
Applicant	City of Nedlands
Disclosure of Interest	Nil
Voting Requirements	Simple Majority
Authority/Discretion	Review
Contributing Officer	Luke Smith – Senior Strategic Planning Officer
Responsible Officer	Emille van Heyningen - Manager Urban Planning & Development
Director	Bruce Thompson - Director City Development & Regulatory Services
Attachments	1. Existing Local Planning Policy 7.7 - Public Open Space Contributions [**15.2.1**] 2. CONFIDENTIAL REDACTED - POS Cash in Lieu list [**15.2.2**]

Purpose

The purpose of this report is for Council to consider rescinding of *Local Planning Policy 7.7 – Public Open Space Contributions*, due to its superfluous nature under the current local planning framework due to State Government planning policy changes.

Officer Recommendation and Council Decision

That Council:

1. **RESCINDS Local Planning Policy 7.7 – Public Open Space Contributions (Attachment 1) in accordance with Clause 6(b) of the Deemed Provisions of Schedule 2 of the Planning and Development (Local Planning Schemes) Regulations 2015;**
2. **PUBLISHES a notice in accordance with Clause 87 of the Deemed Provisions of Schedule 2 of the Planning and Development (Local Planning Schemes) Regulations 2015; and**
3. **REQUESTS the Chief Executive Officer to provide an update on alternative contribution methods of Public Open Space upon the Western Australian Planning Commission's endorsement of the Local Planning Strategy.**

Moved: **Cr Rachel Kristensen** **Seconded:** **Cr Jenny Mathews**

CARRIED UNANIMOUSLY 9-0

For: **Mayor Leonie Browner, Cr Jenny Mathews, Cr Eliza Clapin, Cr Julian Coleman, Cr Rebecca Anne Coghlan, Cr Rachel Kristensen, Cr Stephen Kobelke, Cr Charles Pan and Cr Glenn Ruscoe**

Against: **Nil**

Background

Local Planning Policy 7.7 – Public Open Space Contributions (LPP 7.7) was first drafted in 2024 in response to the West Australian Planning Commission's (WAPC) *Development Control Policy 2.3 – Public Open Space (DCP2.3).* DCP 2.3 enabled local governments to develop a cash-in-lieu local planning policy to charge developers for new subdivisions where public open space (POS) for a suburb was below the WAPC's required 10% POS threshold.

Previously, in accordance with LPP 7.7, the City required all subdivisions that exceeded a two-lot subdivision to cede 10% of the gross subdivisible area for recreation purposes, free of charge. An advice note would also be placed on the determination notice to enable a cash payment in lieu of the ceding of land. The cash-in-lieu payment was valued at 5% of the gross subdivisible area for 3-5 lot subdivisions and 7% for subdivisions comprising of 6 lots and above. The head of power for the City to begin charging this contribution was supported through the City's endorsed *Public Open Space Strategy: Nedlands and Dalkeith,* that was approved by Council in April 2024.

Since adopting the policy, the City has successfully applied the condition to six multi-lot subdivision projects and received payment for three. While the condition is recommended by the City, the WAPC retained responsibility for formally including and clearing conditions. A full breakdown of the cash-in-lieu successfully conditioned and charged to date has been included in ***Attachement 2.***

Discussion

In December 2025, the WAPC adopted the *Position Statement: Public Open Space*, which, as part of a new statewide approach to POS contributions, suspended public open space cash-in-lieu contributions until December 2027, standardised future contribution rates and caps, and removed contributions for subdivisions of five lots or fewer. The policy changes also emphasised the need for local governments to provide a more strategic approach through local planning strategies, to identify areas experiencing POS shortfalls. In this regard, the City is currently preparing its new Local Planning Strategy (LPS) which will address this, with a draft anticipated to be completed by mid-2027, for submission to the WAPC.

As the City cannot currently recommend cash-in-lieu conditions and must default to the statewide framework, LPP 7.7 has no operative effect and is considered redundant.

Following the suspension of contributions until December 2027, the new statewide approach to this would be to split the rates for POS contributions into three categories including:

- 5% for subdivisions of 6 or more lots in suburbs with less than 10% public open space in total (maximum $4,000 per lot);

- 2% for subdivisions of 6 or more lots in suburbs with more than 10% public open space in total (maximum $1,600 per lot); and

- 2.5% for where subdivision exceeds 6 lots and includes communal open space with a function in excess of any minimum standards listed in the *Residential Design Codes.*

Under the *Position Statement*, the freeze on cash-in-lieu contributions is applied to individual applications. Consequently, the City can no longer recommend these conditions on subdivision approvals. Any conditions recommended under the current process will be removed by the WAPC when determining subdivisions while the freeze remains in place.

It is noted that if the City wished to depart from the statewide framework in the future, the City would need a strategic justification through the LPS and specific supporting provisions through the City's *Local Planning Scheme No. 3* (LPS 3), rather than relying on a local planning policy. As provisions to either alter the freeze on POS contributions or the new WAPC rates are not currently present, the City must default to the new statewide standards unless a future scheme amendment is initiated.

Within the City, the suburb of Nedlands currently experiences a shortfall in POS (7.22%) meaning it would be eligible for the maximum level of cash-in-lieu under the new policy provisions. Dalkeith exceeds 10% local and state-owned POS meaning the lower contribution rates would apply. For all other suburbs the expanded POS audit, through the LPS, will identify any further shortfalls and determine the appropriate levels of cash-in-lieu going forward. A significant change for the City is that the policy changes would remove the ability for the City to charge POS contributions for subdivisions of five lots or less.

Administration will continue to investigate how the LPS can potentially be strengthened to deliver higher-quality POS outcomes within greater statewide controls. Following adoption of the LPS, scheme provisions could be investigated to potentially enable a higher cash-in-lieu rate. As part of this, Administration will liaise with the Department of Planning, Lands & Heritage to facilitate this.

An elected member visioning workshop was held in June 2026, where Administration presented the POS audit undertaken for the draft LPS, providing insight into the City's strategic direction for improving POS outcomes. The City will undertake further community consultation on the Strategy review in the coming months and continue advocating for the best possible contribution mechanism to deliver high-quality POS outcomes across the City.

Consultation

If Council resolves to rescind this policy, there is no requirement for the decision to be advertised for public comment under the *Planning and Development Act 2005.* Should the recommendation to rescind the policy be adopted, a notice will be published in the local newspaper and on the City's website notifying stakeholders of the decision.

Strategic Implications

This item is strategically aligned to the City's Council Plan 2023-33 vision and desired outcomes as follows:

Vision: Sustainable and responsible for a bright future

Place
6. Sustainable population growth with responsible urban planning.

Performance
11. Effective leadership and governance.

Financial Implications

In the short term, there are likely to be financial implications for the City arising from the State Government's suspension of public open space (POS) cash-in-lieu contributions until December 2027.

Over the longer term, the new statewide framework is expected to reduce the value of contributions available to the City when compared to LPP 7.7, due to the exclusion of subdivisions of five lots or fewer and the introduction of capped contribution rates.

Administration will continue to advocate through the preparation of the LPS and any future amendments to Local Planning Scheme No. 3 for mechanisms that maximise public open space outcomes and associated contributions within the State planning framework.

Legislative and Policy Compliance

If rescinding the policy is supported, a redundant layer of the local planning framework will be removed. The policy no longer controls cash-in-lieu POS contributions due to the freeze introduced in December 2025 and the significant changes to statewide framework. Rescinding the policy is therefore considered necessary given the inability of the City to facilitate cash-in-lieu contributions through a local planning policy.

Risk Considerations

Risk Category	Risk Rating	Comment on Risk
Reputational	Low	There is a low reputational risk if the policy is not rescinded as it will retain a redundant part of the local planning framework.
Environment	Low	Given that the current policy has rarely been successfully implemented there will be a negligible impact on the deliver of public open space moving forward with standards being largely centralised at a state level.

Decision Implications

If Council resolves to rescind the policy, there will be no immediate impact on the assessment of subdivision applications, as the WAPC's current suspension of POS cash-in-lieu contributions remains in place until December 2027.

Following the expiry of the suspension, POS contributions will be administered in accordance with the State planning framework and associated contribution rates. Rescinding the policy will therefore remove a redundant component of the City's planning framework and reduce potential confusion regarding the application of POS contributions.

If retained, the policy would have no practical effect, as the City is required to apply the statewide framework. Any future changes to POS contribution requirements would need to be implemented through the LPS and potential amendments to LPS 3.

Analysis and Conclusion

The WAPC's *Position Statement: Public Open Space* has superseded the City's existing policy framework by introducing a statewide approach to cash-in-lieu contributions for POS. As a result, the City's LPP 7.7 can no longer be legally applied and is considered redundant. Future public open space contribution arrangements will instead be guided through the Local Planning Strategy and, where required, amendments to LPS 3.

It is therefore recommended that the Council supports the officer recommendation to proceed with rescinding LPP 7.7.

City of Nedlands

LPP 7.7: Public Open Space Contributions

LOCAL PLANNING POLICY 7.7: PUBLIC OPEN SPACE CONTRIBUTIONS

CONTENTS
1. PURPOSE
2. BACKGROUND
3. APPLICATION OF POLICY
4. RELATIONSHIP TO OTHER POLICIES AND LEGISLATION
5. OBJECTIVES
6. POLICY MEASURES
7. EXEMPTIONS AND REDUCTIONS

City of Nedlands

LPP 7.7: Public Open Space Contributions

1 PURPOSE

1.1 The purpose of this Local Planning Policy is to guide:

a) The Local Government's responses to the Western Australian Planning Commission (WAPC) in respect of subdivision applications resulting in the creation of three (3) or more residential lots (as defined by the Planning and Development Act (2005)); and

b) The Local Government's determination of Built Strata (Form 15) applications resulting in the creation of three (3) or more residential built strata lots.

2 BACKGROUND

2.1 The WAPC's Development Control Policy 2.3: Public Open Space in Residential Areas (DC 2.3) embodies a long-established requirement for 10% of the gross subdivisible area of residential land to be given up and vested in the Crown as a reserve for recreation, generally where the subdivision results in the creation of more than five lots.

2.2 DC 2.3 recognises that it may be preferable to provide cash-in-lieu of land for Public Open Space (POS) in some circumstances, including where:

i. The land area is such that a 10% contribution would be too small to be of practical use;

ii. There may be sufficient POS already in the locality; or

iii. POS is planned in another location.

2.3 Where ceding 10% of land for POS is not desirable, Sections 153 – 156 of the Planning and Development Act 2005 facilitate the payment of money to the Local Government in lieu of giving up land (free of charge) for POS.

2.4 The requirement to cede land for POS is imposed as a standard condition of approval on applications to subdivide land into residential lots. This condition may then be satisfied by the payment of cash-in-lieu of ceding the required land.

3 APPLICATION

3.1 This Local Planning Policy –

a) Applies to the whole of the City of Nedlands.

b) Establishes the Local Government's position on the ceding of land for POS and the payment of cash-in-lieu thereof, for subdivision and strata applications resulting in the creation of new residential lots.

c) Applies to all subdivision applications resulting in the creation of three (3) or more residential lots, and all Built Strata (Form 15) applications resulting in the creation of three (3) or more residential built strata lots.

d) Gives effect to the provisions of Sections 152 – 156 of the Planning and Development Act 2005 and the WAPC's DC 2.3, as informed by the WAPC's Position Statement: Expenditure of Cash-in-Lieu of Public Open Space (September 2021).

4 RELATIONSHIP TO OTHER POLICIES AND LEGISLATION

4.1 This policy has been prepared in accordance with Schedule 2 Part 2 Clause 4 of the *Planning and Development (Local Planning Schemes) Regulations 2015.*

a) Sections 152 – 156 of the Planning and Development Act 2005

b) WAPC Policy DC 2.3 – Public Open Space in Residential Areas

c) WAPC Position Statement: Expenditure of Cash-in-Lieu of Public Open Space (September 2021)

d) City of Nedlands Local Planning Scheme No. 3

5 OBJECTIVES

5.1 To ensure infill residential development makes a fair and proportionate contribution towards the cost to deliver and upgrade public open space, commensurate with the demand from population growth generated by such developments.

5.2 To clearly articulate the Local Government's position on the ceding of land for POS and the payment of cash-in-lieu thereof, for the benefit of landowners, applicants, and the community alike.

5.3 To ensure the amount of cash paid by an applicant in lieu of ceding land for POS does not compromise the quality of new residential development or the Local Government's capacity to meet its infill dwelling targets.

6 POLICY MEASURES

6.1 When responding to a subdivision application resulting in the creation of three (3) to five (5) residential lots, the Local Government will recommend that the WAPC imposes on any approval granted for that subdivision:

a) A condition requiring 10% of the gross subdivisible area of the residential land to be given up free of cost and vested in the Cown as a reserve for recreation; and

b) An advice note, in accordance with Section 153(4) of the Planning and Development Act (2005), stating that the abovementioned condition may be satisfied by the payment of cash to the Local Government equivalent to 5% of the value of the gross subdivisible area of residential land.

6.2 When responding to a subdivision application resulting in the creation of six (6) or more residential lots, the Local Government will recommend that the WAPC imposes on any approval granted for that subdivision:

a) A condition requiring 10% of the gross subdivisible area of the residential land to be given up free of cost and vested in the Crown as a reserve for recreation; and

b) An advice note, in accordance with Section 153(4) of the *Planning and Development Act (2005)*, stating that the abovementioned condition may be satisfied by the payment of cash to the Local Government equivalent to 7% of the value of the gross subdivisible area of the residential land.

6.3 When determining a Built Strata (Form 15) application resulting in the creation of three (3)

to five (5) residential built strata lots, the Local Government will place on any approval granted for that application:

a) A condition requiring 10% of the gross subdivisible area of the residential land to be given up free of cost and vested in the Crown as a reserve for recreation; and

b) An advice note stating that the abovementioned condition may be satisfied by the payment of cash to the Local Government equivalent to 5% of the value of the gross subdivisible area of the residential land.

6.4 When determining a Built Strata (Form 15) application resulting in the creation of six (6) or more residential built strata lots, the Local Government will place on any approval granted for that application:

a) A condition requiring 10% of the gross subdivisible area of the residential land to be given up free of cost and vested in the Crown as a reserve for recreation; and

b) An advice note stating that the abovementioned condition may be satisfied by the payment of cash to the Local Government equivalent to 7% of the value of the gross subdivisible area of the residential land.

6.5 In regard to applications where development has been approved and substantially commenced, the valuation and payment shall be based on the unimproved value of the land.

6.6 Receipt and expenditure of POS cash-in-lieu funds paid to the Local Government shall be in accordance with Section 154 of the *Planning and Development Act (2005)*.

7 EXEMPTIONS AND REDUCTIONS

7.1 The following exemptions and reductions apply where 6 or more lots are created:

a) For all affected developments with a building permit issued on or before 30 June 2022, no contribution for public open space will be requested at the time of subdivision.

b) For all affected developments that have a building permit issued between 1 July 2022 and 30 September 2022, 50% of the normal public open space contribution, as calculated in accordance with the Planning and Development Act 2005 will be requested at the time of subdivision.

c) For all affected developments that have a building permit issued on or after 1 October 2022, 100% of the normal public open space contribution, as calculated in accordance with the Planning and Development Act 2005 and set out in this Policy, will be required at the time of subdivision.

7.2 The following exemptions and reductions apply where 3 to 5 lots are created:

a) For all affected developments where a building permit is issued or a subdivision application is received by the local government from the Western Australian Planning Commission dated on or before 31 May 2024, no contribution for public open space will be requested at the time of subdivision.

b) For all affected developments where a building permit is issued or a subdivision application is received by the local government from the Western Australian Planning Commission dated 1 June 2024 through 31 August 2024, 50% of the normal public open space contribution, as calculated in accordance with the

	Planning and Development Act 2005 will be requested at the time of subdivision.
c)	For all affected developments where a building permit is issued or a subdivision application is received by the local government from the Western Australian Planning Commission dated on or after 1 September 2024, 100% of the normal public open space contribution, as calculated in accordance with the Planning and Development Act 2005 and set out in this Policy, will be required at the time of subdivision.

Council Resolution Number	PD27.04.24
Adoption Date	23 April 2024
Date Reviewed/Modified	

Street Address	Suburb	No. of Lots (excluding CP)	Cash in Lieu Required	Cash in Lieu Received	Date Received	DA or Subdivision Reference	Other Notes
11-13 Webster Street	Nedlands	12	$442,000	$36,833.33	08-December-2022	SUB21-4472	Lot 1
11-13 Webster Street	Nedlands	12	$442,000	$36,833.33	08-December-2022	SUB21-4472	Lot 2
11-13 Webster Street	Nedlands	12	$442,000	$36,833.33	08-December-2022	SUB21-4472	Lot 12
11-13 Webster Street	Nedlands	12	$442,000	$36,833.33	07-September-2023	SUB21-4472	Lot 4
11-13 Webster Street	Nedlands	12	$442,000	$36,833.33	10-May-2024	SUB21-4472	Lot 3 (S70A-829)
11-13 Webster Street	Nedlands	12	$442,000	$36,833.33	29-May-2024	SUB21-4472	Lot 7 (S70A-829)
11-13 Webster Street	Nedlands	12	$442,000	$36,833.33	14-January-2025	SUB21-4472	Lot 9 (S70A-859)
11-13 Webster Street	Nedlands	12	$442,000	$36,833.33	14-January-2025	SUB21-4472	Lot 10 (S70A-859)
11-13 Webster Street	Nedlands	12	$442,000	$36,833.33	14-January-2025	SUB21-4472	Lot 11 (S70A-859)
11-13 Webster Street	Nedlands	12	$442,000	$36,833.33	03-February-2025	SUB21-4472	Lot 8 (S70A-859)
37 Clark Street	Nedlands	5	$65,000	$65,000.00	19-February-2025	SUB24-7841	Receipt no 746336
11-13 Webster Street	Nedlands	12	$442,000	$36,833.33	22-December-2025	SUB21-4472	Lot 6 (S70A-1052)
11-13 Webster Street	Nedlands	12	$442,000	$36,833.33	03-February-2026	SUB21-4472	Lot 5 (S70A-1081)
15 Karella Street	Neldands	89	$82,700	$82,700		SUB24-8035	
	TOTAL			**$589,700**			

Street Address	Suburb	No. of Lots (excluding CP)	City Recommended Condition?	WAPC imposed Condition?	DA or Subdivision Reference	Amount imposed by WAPC
11-13 Webster Street	Nedlands	12	N	Y	SUB21-4472	
37 Clark Street	Nedlands	5	Y (2.5%)	Y	SUB24-7841	2.50%
39 Kinninmont Avenue	Nedands	3	Y (5%)	N	SUB24-8326	N/A
2 Philip Road	Dalkeith	5	Y (2.5%)	Y	SUB24-8095	2.50%
15 Karella Street	Nedlands	89	Y (0.4%)	Y	SUB24-8035	0.10%
54 Kingsway	Nedlands	3	N	N	SUB24-7630	N/A
56 Kingsway	Nedlands	3	N	N	SUB24-7641	N/A
66 Waratah Avenue	Dalkeith	4	Y (2.5%)	N	SUB24-7754	N/A
22 Tyrell Street	Nedlands	4	Y (2.5%)	Y	SUB24-7763	2.50%
111 Waratah Avenue	Dalkeith	5	N	N	SUB24-7678	N/A
45 Boronia Avenue	Nedlands	8	Y (7%)	Y	SUB23-6855	2.80%
39 Meriwa Street	Nedlands	3	Y (5%)	N	SUB25-8433	N/A
46 Kinninmont Avenue	Nedlands	4	Y (5%)	Y	SUB25-8819	2.80%
4 Philip Road	Dalkeith	5	Y (5%)	N	SUB25-8752	N/A
124 Waratah Avenue	Dalkeith	4	Y (5%)	N	SUB25-9007	N/A
49 Robinson Street	Nedlands	3	Y (5%)	N	SUB25-9475	N/A
	TOTAL					

16 DIVISIONAL REPORTS - CITY PERFORMANCE AND COMMUNITY DEVELOPMENT

16.1 Monthly Accounts Paid - July 2026

Report Number	**PCD 13.06.26**
Applicant	City of Nedlands
Disclosure of Interest	Nil
Voting Requirements	Simple Majority
Authority/Discretion	Executive
Contributing Officer	Mark Ponton – Accountant
Responsible Officer	Thushara Wijesiri – Manager Financial Services
Director	Noelene Jennings - Acting Director City Performance and Community Development
Attachments	1. List of Accounts Paid Council Report - Jul 26 [**16.1.1**] 2. Fuel Card Report - Jul 26 [**16.1.2**] 3. Purchase Card Report - Jul 26 [**16.1.3**]

Purpose

The purpose of this report is to consider a list of accounts paid for the month of July 2026, as detailed in this report.

Officer Recommendation and Council Decision

That Council RECEIVES the List of Accounts Paid Report for the month of July 2026.

Moved: Mayor Leonie Browner **Seconded: Cr Stephen Kobelke**

CARRIED UNANIMOUSLY 9-0

For: **Mayor Leonie Browner, Cr Jenny Mathews, Cr Eliza Clapin, Cr Julian Coleman, Cr Rebecca Anne Coghlan, Cr Rachel Kristensen, Cr Stephen Kobelke, Cr Charles Pan and Cr Glenn Ruscoe**

Against: **Nil**

Background

Regulation 13 of the Local Government (Financial Management) Regulations 1996 requires a list of accounts paid to be prepared each month, showing each account paid since the last list was prepared. This list is to include the following information:

1. the payee's name;
2. the amount of the payment:
3. the date of the payment; and

4. sufficient information to identify the transaction.

Consultation

Nil.

Strategic Implications

This item is strategically aligned to the City of Nedlands Council Plan 2023-33 vision and desired outcomes as follows:

Vision: Sustainable and responsible for a bright future

Performance
11. Effective leadership and governance.

Financial Implications

Nil

Legislative and Policy Compliance

In accordance with regulation 13 of the Local Government (Financial Management) Regulations 1996 the administration is required to present the List of Accounts Paid to Council.

Risk Considerations

Risk Category	Adopted Risk Appetite Rating	Comment on Risk
Financial	Moderate	Monthly reporting is a key control in ensuring that the City prudently manages its financial position with due regard to anticipating and mitigating financial risks.

Analysis and Conclusion

That, in accordance with regulation 13 of the Local Government (Financial Management) Regulations 1996, Council RECEIVES the list of payments drawn for the month of July 2026, as detailed in this report.

City of Nedlands - List of Accounts Paid

For the Period 01-Jul-2026 to 31-Jul-2026

Payment Reference	Payment Date	Creditor Number	Creditor Name		Payment Amount
Creditor EFT					**3,450,119.61**
115646	**9/07/2026**	**10006**	**Westpac Banking Corporation**		**1,561.20**
001 - 12257	Superannuation 1 April - 30 June 2026			780.60	
001 - 12250	Superannuation 1 April - 30 June 2026			780.60	
115647	**9/07/2026**	**10013**	**Alinta Energy**		**243.35**
751974110	13 Mar 2026 to 12 Jun 2026			243.35	
115648	**9/07/2026**	**10022**	**Australia Day Council of WA**		**836.00**
INV-2818	2026/2027 Auspire Membership			836.00	
115649	**9/07/2026**	**10024**	**Benara Nurseries**		**38,776.49**
294463	Tree Stock for 2026 Program			38,776.49	
115650	**9/07/2026**	**10028**	**Bunnings Group Limited**		**290.00**
2260/00857109	General supplies			138.09	
2433/01215658	Facility Maintenance supplies.			151.91	
115651	**9/07/2026**	**10029**	**Bunzl Limited**		**3,506.29**
Z404205	Hygiene supplies			3,506.29	
115652	**9/07/2026**	**10043**	**Western Australia Police Force**		**17.60**
127096053	1 Volunteer National Police Check			17.60	

City of Nedlands - List of Accounts Paid

For the Period 01-Jul-2026 to 31-Jul-2026

Payment Reference	Payment Date	Creditor Number	Creditor Name		Payment Amount
115653	**9/07/2026**	**10053**	**Landgate**		**499.59**
78125180	Schedule revaluation 25/26			499.59	
115654	**9/07/2026**	**10057**	**Elliotts Filtration (Previously**		**649.00**
F37348	Filtration servicing -Dot Bennett			324.50	
F37349	Filtration servicing - Montario			324.50	
115655	**9/07/2026**	**10076**	**Kleenit Pty Ltd**		**275.00**
188117	Graffiti removal - Guttman Park			143.00	
188157	Graffiti removal - Mt Claremont Oval			132.00	
115656	**9/07/2026**	**10078**	**The Lane Bookshop**		**3,389.29**
INV0030155	PO10011362			3,389.29	
115657	**9/07/2026**	**10093**	**LGISWA**		**5,000.00**
LI0131711	LGIS Excess Fee - Defamation Matter			5,000.00	
115658	**9/07/2026**	**10116**	**St John Ambulance Western Australia Lt**		**180.00**
FAINV01424247	Provide First Aid 1 Day + Online x 2			180.00	
115659	**9/07/2026**	**10123**	**The Potters Market**		**361.20**
FR-17761	The Potters Market			361.20	

City of Nedlands - List of Accounts Paid

For the Period 01-Jul-2026 to 31-Jul-2026

Payment Reference	Payment Date	Creditor Number	Creditor Name		Payment Amount
115660	**9/07/2026**	**10136**	**Westbooks**		**336.30**
357175	Mt Claremont Junior Local Stock Books			10.49	
357174	Mt Claremont Junior Local Stock			11.89	
357169	Library local stock item			34.99	
357170	Nedlands Local stock items			18.89	
357171	Local stock purchase			48.74	
357173	Mt Claremont Local Stock Item			31.50	
356020	Nedlands Local Stock Item			27.99	
357280	Nedlands Junior Local Stock Books			13.99	
357281	Nedlands Junior Local Stock Books			18.89	
357327	Nedlands Local stock items			20.99	
357328	Local Stock Item			20.99	
357324	Mt Claremont Junior Local Stock Books			13.99	
357325	Nedlands Junior Local Stock Books			11.89	
357338	Nedlands Junior Local Stock Books			51.07	
115661	**9/07/2026**	**10139**	**Western Metropolitan Regional Council**		**2,181.90**
M-2606311	Council greenwaste disposal 2025/26			2,181.90	
115662	**9/07/2026**	**10151**	**Civica Pty Ltd**		**285,056.17**
M/LG0034774	Authority Altitude SaaS Service - Annual			231,031.98	
M/LG0034780	Additional Authority Altitude SaaS solution			4,524.19	
M/LG0034834	Additional Authority Altitude SaaSsolution			49,500.00	

City of Nedlands - List of Accounts Paid

For the Period 01-Jul-2026 to 31-Jul-2026

Payment Reference	Payment Date	Creditor Number	Creditor Name		Payment Amount
115663	**9/07/2026**	**10183**	**Water Corporation**		**49.67**
9023612334	Bill ID - 0040			14.61	
9001436843	Bill ID - 0134			20.45	
9001428974	Bill ID - 0132			14.61	
115664	**9/07/2026**	**10198**	**Western Power Corporation - Other**		**800.00**
CORPB0856783	Glareshield installation			800.00	
115665	**9/07/2026**	**10210**	**NVMS Pty Ltd**		**1,265.00**
1000-2173-2026	LG Environmental Noise Course Perth June			1,265.00	
115666	**9/07/2026**	**10261**	**Donegan Enterprises Pty Ltd**		**1,947.00**
00007879	Installation of Parkway Seat - Pt Reso			1,947.00	
115667	**9/07/2026**	**10271**	**U N Nolli**		**4,334.00**
UN 02	TAC - Tutor Fees Italian - U N Nolli			4,334.00	
115668	**9/07/2026**	**10272**	**Capital Recycling**		**11,162.61**
CSD17434-J19268	John 23rd concrete/ sand disposal			11,162.61	
115669	**9/07/2026**	**10293**	**Diamond Hire**		**1,320.00**
160124	Scaffold install and hire			1,320.00	
115670	**9/07/2026**	**10304**	**Synergy**		**11,288.42**
801340050	Invoice 3174000002			10,645.67	
239411960	Invoice 2760008941			642.75	

City of Nedlands - List of Accounts Paid

For the Period 01-Jul-2026 to 31-Jul-2026

Payment Reference	Payment Date	Creditor Number	Creditor Name		Payment Amount
115671	**9/07/2026**	**10332**	**Natural Area Consulting Management**		**53,714.90**
00028979	Pt. Resolution Maintenance			2,268.82	
00028980	Shenton Bushland Maintenance			22,988.78	
00028977	Birdwood Pde. Maintenance			5,721.08	
00028902	Shenton Bushland Maintenance			6,806.27	
00028978	Hollywood Reserve Fuel Load Reduction			15,929.95	
115672	**9/07/2026**	**10390**	**Clever Patch Pty Ltd**		**397.41**
625174	School Holiday Craft Supplies			397.41	
115673	**9/07/2026**	**10407**	**Nu-Trac Rural Contracting**		**896.00**
00003417	Beach cleaning- Swanbourne			896.00	
115674	**9/07/2026**	**10426**	**Woodlands Distributors & Agencies**		**3,240.60**
INV-1514	x2 Stand alone Bus Seats w/ backrests			3,240.60	
115675	**9/07/2026**	**10429**	**Sonic HealthPlus Pty Ltd**		**969.75**
4003382	Pre-employment Medical 25/26 FY (extra)			301.40	
WP466673	Pre-employment Medical 25/26 FY (extra)			205.00	
KD507315	Pre-employment Medical 25/26 FY (extra)			463.35	
115676	**9/07/2026**	**10456**	**G M S Security (WA) Pty Ltd**		**214.50**
INV-22399	Security Response Service			107.25	
INV-22397	Security Response Service			107.25	

City of Nedlands - List of Accounts Paid

For the Period 01-Jul-2026 to 31-Jul-2026

Payment Reference	Payment Date	Creditor Number	Creditor Name		Payment Amount
115677	**9/07/2026**	**10457**	**Instant Products Hire**		**231.45**
231826	Toilet John 23rd yard			231.45	
115678	**9/07/2026**	**10467**	**The Information Management Group Pty**		**814.92**
PBJM22062026	Archive Record Storage & Digitisation			814.92	
115679	**9/07/2026**	**10483**	**DFS Industrial & Environmental Services**		**18,374.83**
00026286	Amendment for 25/26 EOFY			6,835.44	
00026306	Amendment for 25/26 EOFY			1,984.48	
00026215	Amendment for 25/26 EOFY			9,554.91	
115680	**9/07/2026**	**10505**	**Bridgestone Australia Pty Ltd**		**984.46**
6550341874	Supply 4 x Tyres & Wheel Alignment			984.46	
115681	**9/07/2026**	**10598**	**Domain Glass Pty Ltd**		**902.00**
12463	Office door modifications			902.00	
115682	**9/07/2026**	**10614**	**Surveytech Traffic Surveys Pty Ltd**		**4,400.00**
260342	Traffic Counts - Smyth, Government, Tayl			1,870.00	
260512	Traffic Counts - 2026 Black Spots			2,530.00	
115683	**9/07/2026**	**10617**	**Aus Chill Technical Services Pty Ltd**		**632.50**
17240	Air conditioner repairs			269.50	
17216	A/C Service Quarterly All Locations			121.00	
17225	A/C Service Quarterly All Locations			121.00	
17215	A/C Service Quarterly All Locations			121.00	

City of Nedlands - List of Accounts Paid

For the Period 01-Jul-2026 to 31-Jul-2026

Payment Reference	Payment Date	Creditor Number	Creditor Name		Payment Amount
115684	**9/07/2026**	**10649**	**Ultimo Catering and Event P/L**		**325.90**
00432076	Council Catering			194.95	
00432130	Council Catering			130.95	
115685	**9/07/2026**	**10654**	**Tree Care Machinery Bandit Tree Equipn**		**2,109.60**
8BCSW2493	Service/Repairs to Chipper machine			2,109.60	
115686	**9/07/2026**	**10688**	**Officeworks Ltd**		**493.77**
630018553	Stationery			122.46	
630160019	Emerge			101.96	
630232503	Laser Clean Range Pressurised Air Duster			20.31	
630139381	TAC Stationery Order			210.04	
630156612	TAC Stationery Order			39.00	
115687	**9/07/2026**	**10689**	**Illion Australia Pty Ltd**		**184.80**
NEDLAN-761011	Tender Advertisement			184.80	
115688	**9/07/2026**	**10693**	**Boyan Electrical Services Boyan Electric**		**16,109.93**
60313	Electrical repairs			903.35	
60710	Electrical cabling - Croquet Club			14,542.00	
60912	MELVISTA SPORTS LIGHTING FAULT CALLOUT			397.16	
60955	Charles court sump pump repairs.			267.42	
115689	**9/07/2026**	**10697**	**StrataGreen**		**3,170.48**
190283	Supplies for tree recovery			3,170.48	

City of Nedlands - List of Accounts Paid

For the Period 01-Jul-2026 to 31-Jul-2026

Payment Reference	Payment Date	Creditor Number	Creditor Name		Payment Amount
115690	**9/07/2026**	**10704**	**Budo Group Pty Ltd**		**497.48**
1638-01	Charles Court Res - Fitness equipment			497.48	
115691	**9/07/2026**	**10717**	**VMS TRAILER SIGNS PTY LTD Traffic Ec**		**22,215.60**
52113	TEA05 Speed Radar Sign			22,215.60	
115692	**9/07/2026**	**10724**	**TechnologyOne**		**21,285.01**
263390	Consulting services - System Upgrade			10,642.50	
264622	Consulting services - System Upgrade			10,642.51	
115693	**9/07/2026**	**10772**	**Ream Clean Property Service**		**2,810.50**
32/A/J/26	Illegal dumping - Croydon Street			264.00	
33/A/J/26	Illegal dumping - Archdeacon Street			176.00	
34/A/J/26	Illegal dumping - Alfred Road			88.00	
29/A/J/26	Illegal dumping - Mt Claremont Shops			572.00	
30/A/J/26	Illegal dumping - Odern Cres. bushland			528.00	
35/A/J/26	Illegal dumping - Clark Street			104.50	
38/A/J/26	Replacement bin post - Mt Claremont Oval			187.00	
39/A/J/26	Litter bin replacement: Karella Park			187.00	
INV-51425	Recycling Station disposal 2025/26			330.00	
36/A/J/26	Replace litter bin post - Blain Park			187.00	
37/A/J/26	Replacement bin post - Esplanade			187.00	

City of Nedlands - List of Accounts Paid

For the Period 01-Jul-2026 to 31-Jul-2026

Payment Reference	Payment Date	Creditor Number	Creditor Name		Payment Amount
115694	**9/07/2026**	**10800**	**Living Turf**		**39,198.17**
177604/01	SPORTS TURF MANAGEMENT REPORTS			10,026.50	
190226/01	FERTILISER SUPPLY & APPLY (CR GRANULAR)			29,171.67	
115695	**9/07/2026**	**10966**	**David Conlin**		**1,488.00**
T22026DC	TAC - Tutor Fees - David Conlin			1,488.00	
115696	**9/07/2026**	**10998**	**The Pistilli Family Trust**		**135.00**
PP-383	Tresillian Kiln Inspection and Repair			135.00	
115697	**9/07/2026**	**11017**	**West Coast Shade Pty Ltd**		**1,969.00**
14982	Shade sail repairs - 2025-26 dismantle			1,969.00	
115698	**9/07/2026**	**11203**	**Sage Consulting Engineers Pty Ltd**		**4,207.50**
INV-0953	Charles Court Reserve Lighting Proposal			4,207.50	
115699	**9/07/2026**	**11214**	**Roof Checks W.A.**		**2,785.00**
443	Gutter Cleaning FY25/26 City Wide			2,785.00	
115700	**9/07/2026**	**11255**	**Simon Sherwood Anderson Trading As**		**2,475.00**
38	DRP Member Sitting Fees - March - May			2,475.00	
115701	**9/07/2026**	**11317**	**Market Creations Agency**		**19,756.00**
IS09-2	CouncilConnect Hosting&Subscription26/27			19,756.00	

City of Nedlands - List of Accounts Paid

For the Period 01-Jul-2026 to 31-Jul-2026

Payment Reference	Payment Date	Creditor Number	Creditor Name		Payment Amount
115702	**9/07/2026**	**11398**	**Totally Workwear Mt Hawthorn R & J Ma**		**130.00**
0001-00029034	Waterproof Jacket with Emb Comp Logo			130.00	
115703	**9/07/2026**	**11468**	**Level 5 Design Pty Ltd**		**30,965.00**
1733	Parking Management Strategy			30,965.00	
115704	**9/07/2026**	**11487**	**Comex Civil Pty Ltd**		**71,601.24**
INV-0628	Stormwater Construction and Maintenance			36,760.94	
INV-0630	Works - Hobbs Avenue, Dalkeith			34,840.30	
115705	**9/07/2026**	**11573**	**Veale Auto Parts**		**249.40**
23201649	Supply Battery			249.40	
115706	**9/07/2026**	**11630**	**Bobs Odd Jobs AU Pty. Ltd.**		**605.00**
INV-0772	Illegal dumping - Portland Street			110.00	
INV-0769	Illegal dumping - Victoria Avenue			110.00	
INV-0770	Illegal dumping - Swanbourne Oval			165.00	
INV-771	Illegal dumping - Montario Pump Station			220.00	
115707	**9/07/2026**	**11757**	**Redfish Technologies**		**9,886.80**
67382	SLA Support for Council Chamber			9,886.80	
115708	**9/07/2026**	**11773**	**The Fruit Box Group Pty Ltd**		**793.56**
3521659	Nedlands Library The Fruit Box 2/4/26			113.24	
3527183	Nedlands Library The Fruit Box 2/4/26			129.27	
3527939	Milk and Fruit for Depot: Standing Order			551.05	

City of Nedlands - List of Accounts Paid

For the Period 01-Jul-2026 to 31-Jul-2026

Payment Reference	Payment Date	Creditor Number	Creditor Name	Payment Amount
115709	**9/07/2026**	**11797**	**Helene Pty LTD T/AS Lo-Go Appointmen**	**5,198.08**
H7022	Wages - Agency staff		2,599.04	
H7096	Wages - Agency staff		2,599.04	
115710	**9/07/2026**	**11820**	**PERROTT PAINTING MAINTENANCE CO**	**9,154.20**
SINV20325	Allen Park Scoreboard painting		9,154.20	
115711	**9/07/2026**	**11834**	**West-Sure Security**	**130.32**
35908	West sure Group Monthly FY26-27		130.32	
115712	**9/07/2026**	**11899**	**KS BLACK PTY LTD**	**43,314.70**
7792	Upgrade Headworks at Nedlands Library		22,356.40	
7789	Service work on Melvista Bore pump		20,958.30	
115713	**9/07/2026**	**11905**	**Luxworks Traffic Control and Manageme**	**6,583.95**
17381	City wide Traffic Control		1,673.54	
17380	City wide Traffic Control		1,098.02	
17376	City wide Traffic Control		1,380.28	
17379	TC for Yidarra Group		2,432.11	
115714	**9/07/2026**	**11930**	**Coles Supermarkets Australia Pty Ltd**	**154.05**
262949499	Council Meeting OCMs Standing Food Order		154.05	

City of Nedlands - List of Accounts Paid

For the Period 01-Jul-2026 to 31-Jul-2026

Payment Reference	Payment Date	Creditor Number	Creditor Name		Payment Amount
115715	**9/07/2026**	**11971**	**iPrintPlus**		**4,303.20**
86356	2026 Naidoc Week Brochure			204.60	
86330	TAC Course Booklet Printing			3,184.50	
86410	Promotional Material			138.60	
86378	Promotional Pamphlet			775.50	
115716	**9/07/2026**	**11993**	**Office Solutions IT PTY LTD**		**20,498.59**
181906	Standing Order OSIT			1,158.48	
181367	Standing Order OSIT			14,718.00	
182448	Project Billable: Project Labour			307.45	
181212	Azure Hosting Plan - Modern Commerce			159.41	
182784	Standing Order OSIT			4,155.25	
115717	**9/07/2026**	**12015**	**MT CLAREMONT NEWS RAMRAJ DISTR**		**231.60**
688	Mt Claremont newspaper delivery			231.60	
115718	**9/07/2026**	**12019**	**BMH Electrics Pty Ltd The Trustee for E'**		**44,993.84**
INV-2231	Solar lighting in the Avenue Dalkeith			44,993.84	
115719	**9/07/2026**	**12022**	**YIDARRA GROUP PTY LTD**		**24,802.84**
4261	Concrete footpath Citywide works			12,844.60	
4262	Concrete footpath Citywide works			5,151.44	
4088	Concrete footpath Citywide works			6,806.80	

City of Nedlands - List of Accounts Paid

For the Period 01-Jul-2026 to 31-Jul-2026

Payment Reference	Payment Date	Creditor Number	Creditor Name	Payment Amount
115720	**9/07/2026**	**12060**	**Elevate Facility Management Services Pt**	**2,194.25**
540626	Guttman Dog Park - Dog Waste Bags		701.25	
550626	Dog Waste Bags 30/1/2026 - 30/6/2026		701.25	
AD010526	Illegal dumping - Village Mews		90.50	
560626	Dog Waste Bags 30/1/2026 - 30/6/2026		701.25	
115721	**9/07/2026**	**12069**	**Resolve Legal Solutions**	**2,324.30**
INV-0495	Retainer Agreement		1,100.00	
INV-0515	Retainer Agreement		1,224.30	
115722	**9/07/2026**	**12122**	**Kyocera Leasing Account Kyocera Docu**	**479.60**
INV-294669-S5M9J8	Principal repayment of lease - Plotter		479.60	
115723	**9/07/2026**	**12150**	**Proarb WA Pty Ltd**	**16,830.00**
3436	Browne Ave. Remove Eucalyptus		5,610.00	
3473	College Park. Dead tree removals.		7,854.00	
3472	College Park-Prune Ficus and Sugar gum.		3,366.00	
115724	**9/07/2026**	**12157**	**ZIVANOVIC, ALANA**	**200.00**
178	2026 May Citizenship Singer		200.00	
115725	**9/07/2026**	**12171**	**Managed IT Pty Ltd**	**14,116.47**
300817	Fortinet FortiGate FG-60F Rental		729.76	
300978	Fortinet FortiGate Security Subscriptions		11,405.33	
300933	Fortinet FortiGate FG-60F Rental		729.76	
300934	FortiGate 70G Firewall Rentals x4 + ship		1,251.62	

City of Nedlands - List of Accounts Paid

For the Period 01-Jul-2026 to 31-Jul-2026

Payment Reference	Payment Date	Creditor Number	Creditor Name	Payment Amount
115726	**9/07/2026**	**12180**	**Kore Design Berry Corporations Pty Ltd**	**1,488.00**
00002152	TAC - Tutor Fees - Kore Design		1,488.00	
115727	**9/07/2026**	**12187**	**CRAYON AUSTRALIA PTY LTD**	**1,507.48**
4403028930	MS Teams Rooms Pro & Shared device lic		439.38	
4403028787	Standing Order- MS Office E3 License		1,068.10	
115728	**9/07/2026**	**12211**	**AUSSIE TELECOM PTY LIMITED**	**5,362.06**
260119136	Deep Freeze Cloud Premium		5,362.06	
115729	**9/07/2026**	**12217**	**Gordana Nesic-Simic Urban Design Plan**	**4,498.00**
25/122	Design Review Panel Member Sitting Fees		2,248.00	
25/122	Design Review Panel Member Sitting Fees		2,250.00	
115730	**9/07/2026**	**12224**	**GUILDFORD GARDEN MACHINERY The**	**235.00**
21433	Elect. Repairs to Ego Blower		235.00	
115731	**9/07/2026**	**12227**	**Solas Solutions DRISCOLL, LORRAINE I**	**5,635.00**
260602	Corporate Services Contract Work		5,635.00	
115732	**9/07/2026**	**12228**	**Djoona Pty Ltd Joe Collard**	**2,200.00**
INV-0205	Rec Week Staff Cultural Safety Training		2,200.00	
115733	**9/07/2026**	**12247**	**NATIVE SPIRIT NURSERY WA PTY LTD**	**9,327.01**
000017	re-veg plants names order 2026		9,327.01	

City of Nedlands - List of Accounts Paid

For the Period 01-Jul-2026 to 31-Jul-2026

Payment Reference	Payment Date	Creditor Number	Creditor Name	Payment Amount
115734	**9/07/2026**	**12248**	**Mars Recruitment Mars Partnership Pty**	**25,456.36**
080710	2 contractors for Assets and Recons		4,803.70	
080105	2 contractors for Assets and Recons		5,261.20	
080420	2 contractors for Assets and Recons		5,816.73	
080401	2 contractors for Assets and Recons		9,574.73	
115735	**9/07/2026**	**12277**	**Westworks Consultancy Pty Ltd**	**660.00**
WWC20202	VTA- Nedlands Park.Replaces P/O 10011113		660.00	
115736	**9/07/2026**	**12279**	**Information Proficiency PROFICIENCY G**	**3,630.00**
4779	PRIS Training for Staff		3,630.00	
115737	**9/07/2026**	**12280**	**Safer Sands WA MADELEINE CORP. PTY**	**39,192.12**
00028477	Playground soft fall top ups 2025/26		39,192.12	
115738	**9/07/2026**	**12290**	**TYREHUB AND AUTO REPAIR PTY LTD**	**80.00**
598	Repair Tyre		40.00	
599	Repair Tyre		40.00	
115739	**9/07/2026**	**12292**	**Vocus Pipe Networks Pty Limited**	**8,071.66**
23731293	Vocus Internet Service		8,071.66	
115740	**9/07/2026**	**12293**	**Better Impact Pty Ltd**	**1,785.00**
001221	Better Impact Volunteer Growth Package		1,785.00	

City of Nedlands - List of Accounts Paid

For the Period 01-Jul-2026 to 31-Jul-2026

Payment Reference	Payment Date	Creditor Number	Creditor Name		Payment Amount
115745	**16/07/2026**	**10001**	**Australian Taxation Office**		**168,026.00**
FORTNIGHT 12/07/2026	Withholding Tax (PAYG)			154,262.00	
FORTNIGHT 12/07/2026	Extra Tax			1,148.00	
FORTNIGHT 12/07/2026	HELP			3,792.00	
FORTNIGHT 12/07/2026	TSL			796.00	
FORTNIGHT 12/07/2026	Withholding Tax (PAYG)			8,028.00	
115746	**16/07/2026**	**10002**	**Child Support Registrar**		**561.22**
FORTNIGHT 12/07/2026	Child Support Agency			561.22	
115747	**16/07/2026**	**10003**	**Australian Services Union**		**183.50**
FORTNIGHT 12/07/2026	Australian Services Union			183.50	
115748	**16/07/2026**	**10005**	**Easi**		**3,525.08**
FORTNIGHT 12/07/2026	Novated Lease Easifleet - Pre Tax			2,313.80	
FORTNIGHT 12/07/2026	Novated Lease Easifleet- Post Tax			1,211.28	
115749	**16/07/2026**	**10006**	**Westpac Banking Corporation**		**97,888.01**
FORTNIGHT 12/07/2026	Employee Additional Contrib Pre Tax ($)			2,621.53	
FORTNIGHT 12/07/2026	Employee Additional Contrib Pre Tax (%)			8,467.05	
FORTNIGHT 12/07/2026	Employee Additional Contrib Post Tax (%)			245.56	
FORTNIGHT 12/07/2026	Employee Additional Contrib Pre Tax (%)			169.37	
FORTNIGHT 12/07/2026	SGC Employer Contribution			3,336.64	
FORTNIGHT 12/07/2026	SGC Employer Contribution			1,365.26	

City of Nedlands - List of Accounts Paid

For the Period 01-Jul-2026 to 31-Jul-2026

Payment Reference	Payment Date	Creditor Number	Creditor Name	Payment Amount
FORTNIGHT 12/07/2026	SGC Employer Contribution			4,079.65
FORTNIGHT 12/07/2026	SGC Employer Contribution			1,568.25
FORTNIGHT 12/07/2026	SGC Employer Contribution			569.67
FORTNIGHT 12/07/2026	SGC Employer Contribution			7,788.81
FORTNIGHT 12/07/2026	SGC Employer Contribution			777.08
FORTNIGHT 12/07/2026	SGC Employer Contribution			820.15
FORTNIGHT 12/07/2026	SGC Employer Contribution			1,591.39
FORTNIGHT 12/07/2026	SGC Employer Contribution			2,818.96
FORTNIGHT 12/07/2026	SGC Employer Contribution			1,006.48
FORTNIGHT 12/07/2026	SGC Employer Contribution			1,003.27
FORTNIGHT 12/07/2026	SGC Employer Contribution			1,667.70
FORTNIGHT 12/07/2026	SGC Employer Contribution			1,809.14
FORTNIGHT 12/07/2026	SGC Employer Contribution			4,418.29
FORTNIGHT 12/07/2026	SGC Employer Contribution			1,850.14
FORTNIGHT 12/07/2026	SGC Employer Contribution			391.10
FORTNIGHT 12/07/2026	SGC Employer Contribution			1,636.59
FORTNIGHT 12/07/2026	SGC Employer Contribution			548.24
FORTNIGHT 12/07/2026	SGC Employer Contribution			652.05
FORTNIGHT 12/07/2026	SGC Employer Contribution			1,394.67
FORTNIGHT 12/07/2026	SGC Employer Contribution			3,086.21
FORTNIGHT 12/07/2026	SGC Employer Contribution			1,625.57
FORTNIGHT 12/07/2026	SGC Employer Contribution			1,083.76
FORTNIGHT 12/07/2026	SGC Employer Contribution			2,469.54
FORTNIGHT 12/07/2026	SGC Employer Contribution			467.98
FORTNIGHT 12/07/2026	SGC Employer Contribution			3,457.88

City of Nedlands - List of Accounts Paid

For the Period 01-Jul-2026 to 31-Jul-2026

Payment Reference	Payment Date	Creditor Number	Creditor Name	Payment Amount
FORTNIGHT 12/07/2026	SGC Employer Contribution			1,711.57
FORTNIGHT 12/07/2026	SGC Employer Contribution			1,290.30
FORTNIGHT 12/07/2026	SGC Employer Contribution			1,475.72
FORTNIGHT 12/07/2026	SGC Employer Contribution			832.48
FORTNIGHT 12/07/2026	SGC Employer Contribution			3,563.53
FORTNIGHT 12/07/2026	SGC Employer Contribution			2,414.02
FORTNIGHT 12/07/2026	SGC Employer Contribution			2,385.96
FORTNIGHT 12/07/2026	SGC Employer Contribution			5,380.74
FORTNIGHT 12/07/2026	SGC Employer Contribution			2,073.20
FORTNIGHT 12/07/2026	SGC Employer Contribution			2,595.89
FORTNIGHT 12/07/2026	SGC Employer Contribution			540.63
FORTNIGHT 12/07/2026	SGC Employer Contribution			985.48
FORTNIGHT 12/07/2026	SGC Employer Contribution			2,261.51
FORTNIGHT 12/07/2026	Employer Contribution (Additional)			111.54
FORTNIGHT 12/07/2026	Employer Contribution (Additional)			60.51
FORTNIGHT 12/07/2026	Employer Contribution (Additional)			225.19
FORTNIGHT 12/07/2026	Employer Contribution (Additional)			73.08
FORTNIGHT 12/07/2026	Employer Contribution (Additional)			495.54
FORTNIGHT 12/07/2026	Employer Contribution (Additional)			111.38
FORTNIGHT 12/07/2026	Employer Contribution (Additional)			67.59
FORTNIGHT 12/07/2026	Employer Contribution (Additional)			103.05
FORTNIGHT 12/07/2026	Employer Contribution (Additional)			190.65
FORTNIGHT 12/07/2026	Employer Contribution (Additional)			57.29
FORTNIGHT 12/07/2026	Employer Contribution (Additional)			117.12
FORTNIGHT 12/07/2026	Employer Contribution (Additional)			161.46

City of Nedlands - List of Accounts Paid

For the Period 01-Jul-2026 to 31-Jul-2026

Payment Reference	Payment Date	Creditor Number	Creditor Name	Payment Amount
FORTNIGHT 12/07/2026	Employer Contribution (Additional)			65.18
FORTNIGHT 12/07/2026	Employer Contribution (Additional)			147.75
FORTNIGHT 12/07/2026	Employer Contribution (Additional)			91.37
FORTNIGHT 12/07/2026	Employer Contribution (Additional)			108.68
FORTNIGHT 12/07/2026	Employer Contribution (Additional)			175.15
FORTNIGHT 12/07/2026	Employer Contribution (Additional)			179.37
FORTNIGHT 12/07/2026	Employer Contribution (Additional)			115.44
FORTNIGHT 12/07/2026	Employer Contribution (Additional)			268.57
FORTNIGHT 12/07/2026	Employer Contribution (Additional)			78.00
FORTNIGHT 12/07/2026	Employer Contribution (Additional)			278.39
FORTNIGHT 12/07/2026	Employer Contribution (Additional)			180.77
FORTNIGHT 12/07/2026	Employer Contribution (Additional)			138.75
FORTNIGHT 12/07/2026	Employer Contribution (Additional)			200.00
FORTNIGHT 12/07/2026	Employer Contribution (Additional)			245.46
FORTNIGHT 12/07/2026	Employer Contribution (Additional)			260.83
FORTNIGHT 12/07/2026	Employer Contribution (Additional)			222.11
FORTNIGHT 12/07/2026	Employer Contribution (Additional)			144.56
FORTNIGHT 12/07/2026	Employer Contribution (Additional)			294.94
FORTNIGHT 12/07/2026	Employer Contribution (Additional)			75.83
FORTNIGHT 12/07/2026	Employer Contribution (Additional)			160.20
FORTNIGHT 12/07/2026	SGC Employer Contribution			247.48
FORTNIGHT 12/07/2026	SGC Employer Contribution			100.80
FORTNIGHT 12/07/2026	Employer Contribution (Additional)			18.17
FORTNIGHT 12/07/2026	Employer Contribution (Additional)			16.80

City of Nedlands - List of Accounts Paid

For the Period 01-Jul-2026 to 31-Jul-2026

Payment Reference	Payment Date	Creditor Number	Creditor Name		Payment Amount
115750	**16/07/2026**	**10013**	**Alinta Energy**		**114.60**
552359310	18 May 2026 to 18 Jun 2026			114.60	
115751	**16/07/2026**	**10025**	**Boc Limited**		**23.14**
4042085388	Gas bottle lease			23.14	
115752	**16/07/2026**	**10053**	**Landgate**		**389.84**
78193177	Schedule revaluation 25/26			389.84	
115753	**16/07/2026**	**10076**	**Kleenit Pty Ltd**		**1,320.00**
188499	Footpath/Asphalt paint clean-up.			1,320.00	
115754	**16/07/2026**	**10122**	**Telstra Corporation Ltd**		**4,696.32**
I508996490-1	Kennedia Lane Section 1 - Telstra Pit			4,696.32	
115755	**16/07/2026**	**10183**	**Water Corporation**		**7,215.52**
9008659732 - JUNE 2026	Bill ID - 0129			5.84	
9014278979	Bill ID - 0094			151.89	
9011838619 - JUNE 2026	Bill ID - 0106			111.00	
9001438160	Bill ID - 0114			102.24	
9001434741	Bill ID - 0161			632.80	
9001419939	Bill ID - 0165			338.90	
9001419920	Bill ID - 0152			567.34	
9001418928	Bill ID - 0132			5.84	
9001418733	Bill ID - 0159			776.45	

City of Nedlands - List of Accounts Paid

For the Period 01-Jul-2026 to 31-Jul-2026

Payment Reference	Payment Date	Creditor Number	Creditor Name		Payment Amount
9001412569	Bill ID - 0132			122.68	
9016775055	Bill ID - 0089			222.14	
9008607449	Bill ID - 0129			17.53	
9001418688	Bill ID - 0142			1,107.06	
9001453424	Bill ID - 0128			277.67	
9001426506	Bill ID - 0158			2,776.14	
115756	**16/07/2026**	**10193**	**Kelyn Training Services**		**350.00**
35623	Chainsaw Training			350.00	
115757	**16/07/2026**	**10263**	**Planning Institute Australia WA**		**690.00**
63279	PLANET WA Planning for Elected Members			690.00	
115758	**16/07/2026**	**10273**	**West Tip Waste Control Pty Ltd**		**47,294.83**
31819	Red skip hook bin			491.37	
31820	Disposal Hardwaste bulk rubbish 2026			46,803.46	
115759	**16/07/2026**	**10304**	**Synergy**		**68,488.50**
856995430 - JULY 2026	Invoice 2200539800			2,045.25	
801870080	Invoice 3147000054			5,551.53	
214579230	Invoice 2264014220			47,736.56	
982976450	Invoice 2704015315			331.79	
380380600	Invoice 2046668222			2,794.83	
380380220	Invoice 2046668221			2,934.11	
034081140	Invoice 2328014166			533.24	
801340050	Invoice 3102000003			6,561.19	

City of Nedlands - List of Accounts Paid

For the Period 01-Jul-2026 to 31-Jul-2026

Payment Reference	Payment Date	Creditor Number	Creditor Name		Payment Amount
115760	**16/07/2026**	**10316**	**Irrigation Australia Ltd**		**2,500.00**
29821	Renew IAL Membership			2,500.00	
115761	**16/07/2026**	**10332**	**Natural Area Consulting Management**		**3,205.52**
00029199	Birdwood Pde. Maintenance			1,692.98	
00029200	Hollywood Reserve Track Pruning			1,512.54	
115762	**16/07/2026**	**10353**	**Western Power Corporation - Project**		**54,713.00**
CORPB0859390	The Avenue - Lightpole Removal			54,713.00	
115763	**16/07/2026**	**10419**	**Sustainable Outdoors**		**27,675.89**
INV-3556	Golden Crown Beard at various sites.			1,496.00	
INV-3557	Mulching project			26,179.89	
115764	**16/07/2026**	**10429**	**Sonic HealthPlus Pty Ltd**		**470.80**
4012818	Pre-employment Medical 25/26 FY (extra)			470.80	
115765	**16/07/2026**	**10483**	**DFS Industrial & Environmental Services**		**32,437.65**
00026360	PO10008824			24,325.63	
00026230	Cleaning Daran Park Ponds			8,112.02	
115766	**16/07/2026**	**10521**	**Univerus Software Pty Ltd (AssetFinda)**		**2,750.00**
PSI000044	Implementation Professional Services			2,750.00	

City of Nedlands - List of Accounts Paid

For the Period 01-Jul-2026 to 31-Jul-2026

Payment Reference	Payment Date	Creditor Number	Creditor Name	Payment Amount
115767	**16/07/2026**	**10693**	**Boyan Electrical Services Boyan Electric**	**2,376.25**
60881	Harris Park - Electrical Issue call out		423.17	
60833	College park sports lights		1,553.45	
60900	Nedlands Croquet Greens lights		399.63	
115768	**16/07/2026**	**10719**	**Electronic Signage Australia**	**17,440.50**
4093	Allen Park Scoreboard		17,440.50	
115769	**16/07/2026**	**10724**	**TechnologyOne**	**3,843.13**
264621	GIS Consulting		3,843.13	
115770	**16/07/2026**	**10735**	**WINC Australia Pty Ltd (Previous name**	**256.24**
9050720443	Kitchen consumables		256.24	
115771	**16/07/2026**	**10925**	**Westend Plumbing & Gas**	**682.00**
INV-17055	Tap repairs at Jones Park and Karella		500.50	
INV-17056	Urgent work		181.50	
115772	**16/07/2026**	**10965**	**Programmed Property Services Pty Ltd**	**3,098.93**
SINV725596	Geotech report and wall works		3,098.93	
115773	**16/07/2026**	**11101**	**Snap Osborne Park**	**220.00**
F034-28398	LPS A6 Postcards		220.00	

City of Nedlands - List of Accounts Paid

For the Period 01-Jul-2026 to 31-Jul-2026

Payment Reference	Payment Date	Creditor Number	Creditor Name	Payment Amount
115774	**16/07/2026**	**11398**	**Totally Workwear Mt Hawthorn R & J Ma**	**357.80**
0001-00029815	Men's Razor Polo - SIZE MEDIUM		81.00	
0001-00029813	Hi Vis Taped Zip Safety Vest - MEDIUM		276.80	
115775	**16/07/2026**	**11478**	**Master Building Inspectors Pty Ltd**	**550.00**
MBI-2047	Inspect light poles at MCCC		550.00	
115776	**16/07/2026**	**11504**	**Artists' Foundation of WA**	**165.00**
INV-4402	Artsource Advertising		165.00	
115777	**16/07/2026**	**11612**	**GISSA International Pty Ltd**	**5,946.60**
00048726	A-Spec annual administration fee		5,946.60	
115778	**16/07/2026**	**11630**	**Bobs Odd Jobs AU Pty. Ltd.**	**165.00**
INV-0777	Illegal dumping - Stephenson Avenue		165.00	
115779	**16/07/2026**	**11805**	**Aqua Filtration Enterprises Pty Ltd**	**55.00**
INV-2832	Filter Change, Rental & Maintenance		55.00	
115780	**16/07/2026**	**11862**	**Motorpass**	**12,097.61**
31 (JULY 2026)	Fuel Expense - Period ending 8 July 2026		2,661.84	
31 (JUNE 2026)	Fuel expense - period ending 8 July 2026		9,435.77	
115781	**16/07/2026**	**11903**	**EVSE Australia**	**3,069.00**
PSI033711	Annual Subscription		825.00	

City of Nedlands - List of Accounts Paid

For the Period 01-Jul-2026 to 31-Jul-2026

Payment Reference	Payment Date	Creditor Number	Creditor Name		Payment Amount
PSI033710	Annual Subscription			825.00	
PSI033709	Annual Subscription			594.00	
PSI033708	Annual Subscription			825.00	
115782	**16/07/2026**	**11971**	**iPrintPlus**		**664.40**
86477	Emerge Print Run - Banners & A6 postcard			458.70	
86479	Promotional material			205.70	
115783	**16/07/2026**	**11976**	**GREENWAY TURF SOLUTIONS**		**5,940.00**
SI-00130982	Herbicide Supply & Delivery			5,940.00	
115784	**16/07/2026**	**11993**	**Office Solutions IT PTY LTD**		**1,064.25**
182447	Labour - Private Cloud Server Migration			1,064.25	
115785	**16/07/2026**	**12032**	**Driva Pty Ltd**		**632.23**
FORTNIGHT 12/07/2026	Novated Lease Driva - Pre Tax			632.23	
115786	**16/07/2026**	**12059**	**CONTRA-FLOW PTY LTD**		**275.00**
T18/116584	Traffic Management Assessments			275.00	
115787	**16/07/2026**	**12060**	**Elevate Facility Management Services Pt**		**1,402.50**
570626	Guttman Dog Park - Dog Waste Bags			701.25	
580626	Dog Waste Bags 30/1/2026 - 30/6/2026			701.25	
115788	**16/07/2026**	**12087**	**Marion Chenailler Tutoring**		**2,832.00**
05	TAC - Tutor Fees - Marion Chenailler			2,832.00	

City of Nedlands - List of Accounts Paid

For the Period 01-Jul-2026 to 31-Jul-2026

Payment Reference	Payment Date	Creditor Number	Creditor Name		Payment Amount
115789	**16/07/2026**	**12107**	**GECKO CONTRACTING TURF AND LANI**		**9,965.45**
1002758	CRICKET WICKET CONSTRUCTION			3,230.15	
1002759	DEMOLISH CRICKET WICKET @ CHARLES COURT			6,735.30	
115790	**16/07/2026**	**12150**	**Proarb WA Pty Ltd**		**1,809.50**
3539	Emergency call outs to ProArb			841.50	
3575	Emergency call outs to ProArb			968.00	
115791	**16/07/2026**	**12171**	**Managed IT Pty Ltd**		**2,106.50**
300907	FortiGate 70G Firewall Rentals x4 + ship			2,106.50	
115792	**16/07/2026**	**12214**	**OIL & ENERGY PTY. LTD.**		**133.98**
222603	Supply Hydraulic Oil			133.98	
115793	**16/07/2026**	**12234**	**Arty Ceramics Rebecca Tester**		**1,705.00**
03000	TAC - Tutor Fees - Rebecca Tester			1,705.00	
115794	**16/07/2026**	**12238**	**PTE GROUP PTY LTD**		**12,322.20**
INV-27252	Modifications to 2 x Mowing Truck Bodies			12,322.20	
115795	**16/07/2026**	**12265**	**Tanya Cain Abbs**		**1,085.00**
00110	Tutor Fees - Tanya Cain-Abbs			1,085.00	
115796	**16/07/2026**	**12270**	**Alison Barker Daring to Declutter**		**402.00**
01006	Nedlands Library - Subjects of Note talk			402.00	

City of Nedlands - List of Accounts Paid

For the Period 01-Jul-2026 to 31-Jul-2026

Payment Reference	Payment Date	Creditor Number	Creditor Name		Payment Amount
115797	**16/07/2026**	**12273**	**Evana Natalia Tanner Mouzahres**		**1,728.00**
010426	TAC - Tutor Fees - EVANA TANNER			1,728.00	
115798	**16/07/2026**	**12290**	**TYREHUB AND AUTO REPAIR PTY LTD**		**160.00**
566	Replace tyre			160.00	
115800	**23/07/2026**	**10021**	**Australia Post**		**3,560.12**
1014827224	Postage period ending 30 June 2026			3,560.12	
115801	**23/07/2026**	**10034**	**Chubb Fire & Security Pty Ltd**		**450.06**
4077686	Fire Equipment Testing FY 25/26			134.75	
4032860	Fire Equipment Testing FY 25/26			46.74	
4032863	College Park Fire Pump Shed Maintenance			33.29	
4032861	College Park Fire Pump Shed Maintenance			114.28	
4032864	College Park Fire Pump Shed Maintenance			33.29	
4032862	College Park Fire Pump Shed Maintenance			87.71	
115802	**23/07/2026**	**10046**	**Team Global Express Pty Ltd**		**613.25**
P60858428	Team Global Express Monthly Invoice			613.25	
115803	**23/07/2026**	**10053**	**Landgate**		**274.55**
78247004	Schedule revaluation 25/26			274.55	
115804	**23/07/2026**	**10099**	**Optus Billing Services Pty Ltd**		**2,770.57**
000581976224	Optus Mobile-Shared Data & Teams Calling			2,770.57	

City of Nedlands - List of Accounts Paid

For the Period 01-Jul-2026 to 31-Jul-2026

Payment Reference	Payment Date	Creditor Number	Creditor Name		Payment Amount
115805	**23/07/2026**	**10103**	**Post Newspapers Pty Ltd**		**1,282.00**
INV-00156121	LPS Half Page Ad			1,282.00	
115806	**23/07/2026**	**10136**	**Westbooks**		**16.09**
357326	Nedlands Junior Local Stock Books			16.09	
115807	**23/07/2026**	**10139**	**Western Metropolitan Regional Council**		**1,242.12**
INV-81966	Council hardwaste disposal 2025/26			1,242.12	
115808	**23/07/2026**	**10151**	**Civica Pty Ltd**		**6,270.00**
M/LG0035029	Rates on Demand			6,270.00	
115809	**23/07/2026**	**10183**	**Water Corporation**		**1,849.57**
9001459017 - JULY 2026	Bill ID - 0140			75.95	
9001448625 - JULY 2026	Bill ID - 0134			11.68	
9016473946	Bill ID - 0090			20.45	
9011837667	Bill ID - 0109			23.37	
9001450303	Bill ID - 0135			17.53	
9001453731	Bill ID - 0161			232.36	
9001442397	Bill ID - 0164			528.51	
9001418629	Bill ID - 0163			939.72	
115810	**23/07/2026**	**10193**	**Kelyn Training Services**		**450.00**
35674	BWTM - Stuart McLeod			450.00	

City of Nedlands - List of Accounts Paid

For the Period 01-Jul-2026 to 31-Jul-2026

Payment Reference	Payment Date	Creditor Number	Creditor Name		Payment Amount
115811	**23/07/2026**	**10229**	**WALGA**		**48,876.76**
SI-019524	Association Membership			48,876.76	
115812	**23/07/2026**	**10255**	**B G Hodsdon**		**100.00**
769893	Councillor Nomination Fee Refund 2026			100.00	
115813	**23/07/2026**	**10293**	**Diamond Hire**		**1,188.00**
160294	Scaffold install and hire			1,188.00	
115814	**23/07/2026**	**10304**	**Synergy**		**10,199.05**
380380790	Invoice 2528017292			1,390.50	
392417010	Invoice 2580013774			2,121.14	
319160610	Invoice 2344016505			357.25	
471871350	Invoice 2082646998			664.46	
239411960	Invoice 2464014327			540.29	
401930490	Invoice 2136531269			490.59	
401930300	Invoice 2136531268			204.58	
968214430	Invoice 2228519252			178.49	
313447070	Invoice 2062647976			58.53	
443627070	Invoice 2324017475			763.51	
380380410	Invoice 2528017289			2,703.28	
401930540	Invoice 2136531270			416.38	
661436990	Invoice 2062646856			310.05	

City of Nedlands - List of Accounts Paid

For the Period 01-Jul-2026 to 31-Jul-2026

Payment Reference	Payment Date	Creditor Number	Creditor Name		Payment Amount
115815	**23/07/2026**	**10318**	**Perth Irrigation Centre**		**298.20**
J2739	New sump pump			298.20	
115816	**23/07/2026**	**10329**	**Flexipole Industries Pty Ltd**		**1,849.10**
00003107	Upgrade of fencing at Mayfair cul-de-sac			1,849.10	
115817	**23/07/2026**	**10374**	**Dept of Transport - Information Fees Ap**		**1,065.90**
8100182	Department of Transport - Info Fees			1,065.90	
115818	**23/07/2026**	**10467**	**The Information Management Group Pty**		**1,951.16**
94315317	Archive Record Storage & Digitisation			1,951.16	
115819	**23/07/2026**	**10582**	**T J Depiazzi & Sons**		**6,861.67**
INV-17547	Mulch for mulching projects			6,861.67	
115820	**23/07/2026**	**10654**	**Tree Care Machinery Bandit Tree Equipn**		**703.38**
5501W	Supply Hyd. Bump Safety Valve			703.38	
115821	**23/07/2026**	**10693**	**Boyan Electrical Services Boyan Electric**		**15,286.11**
60994	Repair road bollard light Jarrah Lane			283.28	
60523	Strickland St - Electrical rewire			14,729.26	
61051	Inspect/repair bollard light at Guttmann			273.57	
115822	**23/07/2026**	**10800**	**Living Turf**		**12,249.27**
190227/01	FERTILISER SUPPLY & APPLY (FOLIAR)			12,249.27	

City of Nedlands - List of Accounts Paid

For the Period 01-Jul-2026 to 31-Jul-2026

Payment Reference	Payment Date	Creditor Number	Creditor Name		Payment Amount
115823	**23/07/2026**	**10803**	**Carramar Resource Industries**		**1,138.50**
INV-10096542	PLASTERERS SAND DELIVERED			1,138.50	
115824	**23/07/2026**	**10977**	**Watertight Plumbing & Gas**		**1,732.50**
21231	RPZ replacement			1,732.50	
115825	**23/07/2026**	**11012**	**Aussie Broadband Pty Ltd**		**4,970.20**
60052002	NBN Enterprise service 2026 - 2027			4,970.20	
115826	**23/07/2026**	**11016**	**Cr R A Coghlan**		**10.34**
05072026	Parking Reimbursement			10.34	
115827	**23/07/2026**	**11268**	**Kyocera Document Solutions Pty Ltd**		**1,280.48**
91497867	Kyocera Extension			1,280.48	
115828	**23/07/2026**	**11398**	**Totally Workwear Mt Hawthorn R & J Ma**		**386.20**
0001-00030170	Razor Bizcool Navy Polo Shirt			207.10	
0001-00030230	Steel Cap Boots - Amanda Rafeek			179.10	
115829	**23/07/2026**	**11440**	**CS Legal**		**605.00**
036097	2025/2026 Rates Debt Recovery			605.00	
115830	**23/07/2026**	**11541**	**Miracle Recreation Equipment**		**79,315.50**
62871	Upgrade of Harris Park Playground			77,000.00	
63323	Fencing for high section of playground			2,315.50	

City of Nedlands - List of Accounts Paid

For the Period 01-Jul-2026 to 31-Jul-2026

Payment Reference	Payment Date	Creditor Number	Creditor Name		Payment Amount
115831	**23/07/2026**	**11620**	**AIT Specialists Pty Ltd**		**170.50**
INV-14295	Fuel Tax Credit July25 - June26			170.50	
115832	**23/07/2026**	**11731**	**STIHL Shop Osborne Park**		**53.90**
87820 #4	Replacement Blade for Folding Saw			53.90	
115833	**23/07/2026**	**11797**	**Helene Pty LTD T/AS Lo-Go Appointmen**		**3,297.28**
H7135	Wages - Agency staff			3,297.28	
115834	**23/07/2026**	**11827**	**Brightmark Group Pty Ltd**		**5,871.69**
0007251	Provision of Cleaning Services			5,871.69	
115835	**23/07/2026**	**11845**	**Harvey Norman AV/IT Osborne Park**		**298.00**
10569135	Cleaning equipment			298.00	
115836	**23/07/2026**	**11905**	**Luxworks Traffic Control and Manageme**		**9,487.43**
17981	LUX TCM City wide standing order			2,579.56	
17985	LUX TCM City wide standing order			5,809.85	
17986	LUX TCM City wide standing order			1,098.02	
115837	**23/07/2026**	**11930**	**Coles Supermarkets Australia Pty Ltd**		**156.80**
266953690	Library Coles Order 14/7/2026			156.80	
115838	**23/07/2026**	**11931**	**McLeods Lawyers**		**4,593.60**
152439	Legal Advice			4,593.60	

City of Nedlands - List of Accounts Paid

For the Period 01-Jul-2026 to 31-Jul-2026

Payment Reference	Payment Date	Creditor Number	Creditor Name	Payment Amount
115839	**23/07/2026**	**11947**	**LINKEDIN SINGAPORE PTE LTD**	**9,328.00**
51110759128	LinkedIn Subscription (1Year)		9,328.00	
115840	**23/07/2026**	**11979**	**J & K HOPKINS HOPKINS AUS PTY LTD**	**1,166.00**
T40064	Chair and desk		1,166.00	
115841	**23/07/2026**	**11993**	**Office Solutions IT PTY LTD**	**18,011.40**
181907	Standing Order OSIT		3,293.40	
183593	Standing Order OSIT		14,718.00	
115842	**23/07/2026**	**11995**	**PERTH PEST CONTROL PTY LTD**	**7,353.50**
54388	Quarterly Pest Control Checks FY26/27		7,353.50	
115843	**23/07/2026**	**12022**	**YIDARRA GROUP PTY LTD**	**1,749.00**
4476	Concrete footpath Citywide works - SO		1,749.00	
115844	**23/07/2026**	**12023**	**LOCHNESS LANDSCAPE SERVICES LLS**	**5,460.74**
91678	APP #1 - SOIL ACIDIFIER & MITICIDE		1,210.00	
91677	BROADLEAF WEED CONTROL (7.43ha)		3,105.74	
91521	FUEL SURCHARGES MAR, APRIL 2026		1,145.00	
115845	**23/07/2026**	**12032**	**Driva Pty Ltd**	**63.22**
PP120262027	Adjustment INV-NUFGKSLDYN		63.22	

City of Nedlands - List of Accounts Paid

For the Period 01-Jul-2026 to 31-Jul-2026

Payment Reference	Payment Date	Creditor Number	Creditor Name	Payment Amount
115846	**23/07/2026**	**12060**	**Elevate Facility Management Services Pt**	**701.25**
590626	Dog Waste Bags 30/1/2026 - 30/6/2026		701.25	
115847	**23/07/2026**	**12064**	**Avon Legal Pty Ltd**	**1,024.29**
251510	Legal Advice		1,024.29	
115848	**23/07/2026**	**12121**	**DEPARTMENT OF LOCAL GOVERNMEN**	**46,911.38**
JUNE 2026	BSL Payment June 2026		46,911.38	
115849	**23/07/2026**	**12150**	**Proarb WA Pty Ltd**	**8,247.25**
3488	Mayfair St. Boundary reduction.		1,122.00	
3258	Meriwa St Powerline prune.		968.00	
3209	Standing order for STUMP GRINDING Proarb		1,009.25	
3543	Standing order SAME DAY CALL OUTS Proarb		3,366.00	
3555	Standing order SAME DAY CALL OUTS Proarb		484.00	
3597	Emergency call outs to ProArb		1,298.00	
115850	**23/07/2026**	**12182**	**CORPCLOUD PTY LTD ABC Trust**	**12,375.00**
17444	Project Engineer hours		12,375.00	
115851	**23/07/2026**	**12248**	**Mars Recruitment Mars Partnership Pty**	**15,162.71**
080971	2 contractors for Assets and Recons		10,064.90	
080988	2 contractors for Assets and Recons		5,097.81	
115852	**23/07/2026**	**12259**	**BKCLN Family Trust The Trustee for BK**	**935.00**
040	Remove/Dispose - College Pk combo table		935.00	

City of Nedlands - List of Accounts Paid

For the Period 01-Jul-2026 to 31-Jul-2026

Payment Reference	Payment Date	Creditor Number	Creditor Name		Payment Amount
115853	**23/07/2026**	**12285**	**Cannon Carpentry & Maintenance**		**8,987.00**
INV-0700	Steel handrail for new deck.			8,987.00	
115857	**30/07/2026**	**10001**	**Australian Taxation Office**		**160,390.00**
FORTNIGHT 26/07/2026	Withholding Tax (PAYG)			154,836.00	
FORTNIGHT 26/07/2026	Extra Tax			1,148.00	
FORTNIGHT 26/07/2026	HELP			3,314.00	
FORTNIGHT 26/07/2026	TSL			808.00	
FORTNIGHT 26/07/2026	Withholding Tax (PAYG)			284.00	
115858	**30/07/2026**	**10002**	**Child Support Registrar**		**561.22**
FORTNIGHT 26/07/2026	Child Support Agency			561.22	
115859	**30/07/2026**	**10003**	**Australian Services Union**		**189.50**
FORTNIGHT 26/07/2026	Australian Services Union			189.50	
115860	**30/07/2026**	**10005**	**Easi**		**3,525.08**
FORTNIGHT 26/07/2026	Novated Lease Easifleet - Pre Tax			2,313.80	
FORTNIGHT 26/07/2026	Novated Lease Easifleet- Post Tax			1,211.28	
115861	**30/07/2026**	**10006**	**Westpac Banking Corporation**		**100,074.74**
FORTNIGHT 26/07/2026	Employee Additional Contrib Pre Tax ($)			2,621.53	
FORTNIGHT 26/07/2026	Employee Additional Contrib Pre Tax (%)			8,211.91	
FORTNIGHT 26/07/2026	Employee Additional Contrib Post Tax (%)			245.56	

City of Nedlands - List of Accounts Paid

For the Period 01-Jul-2026 to 31-Jul-2026

Payment Reference	Payment Date	Creditor Number	Creditor Name	Payment Amount
FORTNIGHT 26/07/2026	SGC Employer Contribution			3,009.43
FORTNIGHT 26/07/2026	SGC Employer Contribution			454.25
FORTNIGHT 26/07/2026	SGC Employer Contribution			1,406.24
FORTNIGHT 26/07/2026	SGC Employer Contribution			4,127.93
FORTNIGHT 26/07/2026	SGC Employer Contribution			1,413.58
FORTNIGHT 26/07/2026	SGC Employer Contribution			591.92
FORTNIGHT 26/07/2026	SGC Employer Contribution			7,556.74
FORTNIGHT 26/07/2026	SGC Employer Contribution			661.03
FORTNIGHT 26/07/2026	SGC Employer Contribution			820.15
FORTNIGHT 26/07/2026	SGC Employer Contribution			1,615.39
FORTNIGHT 26/07/2026	SGC Employer Contribution			2,818.96
FORTNIGHT 26/07/2026	SGC Employer Contribution			967.66
FORTNIGHT 26/07/2026	SGC Employer Contribution			1,003.27
FORTNIGHT 26/07/2026	SGC Employer Contribution			1,667.70
FORTNIGHT 26/07/2026	SGC Employer Contribution			2,052.49
FORTNIGHT 26/07/2026	SGC Employer Contribution			4,656.23
FORTNIGHT 26/07/2026	SGC Employer Contribution			1,711.90
FORTNIGHT 26/07/2026	SGC Employer Contribution			391.10
FORTNIGHT 26/07/2026	SGC Employer Contribution			1,446.38
FORTNIGHT 26/07/2026	SGC Employer Contribution			527.96
FORTNIGHT 26/07/2026	SGC Employer Contribution			610.49
FORTNIGHT 26/07/2026	SGC Employer Contribution			1,394.67
FORTNIGHT 26/07/2026	SGC Employer Contribution			3,475.37
FORTNIGHT 26/07/2026	SGC Employer Contribution			1,314.62
FORTNIGHT 26/07/2026	SGC Employer Contribution			1,083.76

City of Nedlands - List of Accounts Paid

For the Period 01-Jul-2026 to 31-Jul-2026

Payment Reference	Payment Date	Creditor Number	Creditor Name	Payment Amount
FORTNIGHT 26/07/2026	SGC Employer Contribution			2,778.37
FORTNIGHT 26/07/2026	SGC Employer Contribution			467.98
FORTNIGHT 26/07/2026	SGC Employer Contribution			3,226.15
FORTNIGHT 26/07/2026	SGC Employer Contribution			1,827.37
FORTNIGHT 26/07/2026	SGC Employer Contribution			1,247.32
FORTNIGHT 26/07/2026	SGC Employer Contribution			1,475.72
FORTNIGHT 26/07/2026	SGC Employer Contribution			832.48
FORTNIGHT 26/07/2026	SGC Employer Contribution			2,879.86
FORTNIGHT 26/07/2026	SGC Employer Contribution			2,454.09
FORTNIGHT 26/07/2026	SGC Employer Contribution			2,385.97
FORTNIGHT 26/07/2026	SGC Employer Contribution			5,736.79
FORTNIGHT 26/07/2026	SGC Employer Contribution			2,052.43
FORTNIGHT 26/07/2026	SGC Employer Contribution			2,595.89
FORTNIGHT 26/07/2026	SGC Employer Contribution			540.63
FORTNIGHT 26/07/2026	SGC Employer Contribution			985.48
FORTNIGHT 26/07/2026	SGC Employer Contribution			2,319.52
FORTNIGHT 26/07/2026	Employer Contribution (Additional)			55.77
FORTNIGHT 26/07/2026	Employer Contribution (Additional)			60.51
FORTNIGHT 26/07/2026	Employer Contribution (Additional)			225.19
FORTNIGHT 26/07/2026	Employer Contribution (Additional)			73.08
FORTNIGHT 26/07/2026	Employer Contribution (Additional)			495.54
FORTNIGHT 26/07/2026	Employer Contribution (Additional)			115.38
FORTNIGHT 26/07/2026	Employer Contribution (Additional)			67.59
FORTNIGHT 26/07/2026	Employer Contribution (Additional)			103.05
FORTNIGHT 26/07/2026	Employer Contribution (Additional)			190.65

City of Nedlands - List of Accounts Paid

For the Period 01-Jul-2026 to 31-Jul-2026

Payment Reference	Payment Date	Creditor Number	Creditor Name	Payment Amount
FORTNIGHT 26/07/2026	Employer Contribution (Additional)			64.45
FORTNIGHT 26/07/2026	Employer Contribution (Additional)			131.77
FORTNIGHT 26/07/2026	Employer Contribution (Additional)			138.42
FORTNIGHT 26/07/2026	Employer Contribution (Additional)			65.18
FORTNIGHT 26/07/2026	Employer Contribution (Additional)			106.58
FORTNIGHT 26/07/2026	Employer Contribution (Additional)			87.99
FORTNIGHT 26/07/2026	Employer Contribution (Additional)			101.75
FORTNIGHT 26/07/2026	Employer Contribution (Additional)			175.15
FORTNIGHT 26/07/2026	Employer Contribution (Additional)			68.09
FORTNIGHT 26/07/2026	Employer Contribution (Additional)			124.96
FORTNIGHT 26/07/2026	Employer Contribution (Additional)			115.44
FORTNIGHT 26/07/2026	Employer Contribution (Additional)			317.68
FORTNIGHT 26/07/2026	Employer Contribution (Additional)			78.00
FORTNIGHT 26/07/2026	Employer Contribution (Additional)			229.28
FORTNIGHT 26/07/2026	Employer Contribution (Additional)			180.77
FORTNIGHT 26/07/2026	Employer Contribution (Additional)			138.75
FORTNIGHT 26/07/2026	Employer Contribution (Additional)			100.00
FORTNIGHT 26/07/2026	Employer Contribution (Additional)			245.46
FORTNIGHT 26/07/2026	Employer Contribution (Additional)			260.83
FORTNIGHT 26/07/2026	Employer Contribution (Additional)			222.11
FORTNIGHT 26/07/2026	Employer Contribution (Additional)			144.56
FORTNIGHT 26/07/2026	Employer Contribution (Additional)			294.94
FORTNIGHT 26/07/2026	Employer Contribution (Additional)			75.83
FORTNIGHT 26/07/2026	Employer Contribution (Additional)			169.86
FORTNIGHT 26/07/2026	SGC Employer Contribution			196.67

City of Nedlands - List of Accounts Paid

For the Period 01-Jul-2026 to 31-Jul-2026

Payment Reference	Payment Date	Creditor Number	Creditor Name		Payment Amount
FORTNIGHT 26/07/2026	SGC Employer Contribution			132.00	
JULY 2026 SUPERANNUATI	Councillor Superannuation			3,057.19	
115862	**30/07/2026**	**10013**	**Alinta Energy**		**636.20**
552359310	18 Jun 2026 to 15 Jul 2026			118.05	
531000688	21 Apr 2026 to 20 Jul 2026			166.90	
131998793	21 Apr 2026 to 20 Jul 2026			351.25	
115863	**30/07/2026**	**10024**	**Benara Nurseries**		**1,929.22**
301870	DPIRD replacement Tree Stock for 2026			1,929.22	
115864	**30/07/2026**	**10028**	**Bunnings Group Limited**		**130.05**
2433/00180789	Standing order for purchase of equipment			130.05	
115865	**30/07/2026**	**10034**	**Chubb Fire & Security Pty Ltd**		**1,599.18**
4083468	Fire Equipment Testing FY 25/26			279.29	
4083550	Fire Equipment Testing FY 25/26			73.70	
4083499	Fire Equipment Testing FY 25/26			63.80	
4083761	Fire Equipment Testing FY 25/26			205.81	
4083730	Fire Equipment Testing FY 25/26			59.40	
4083582	Fire Equipment Testing FY 25/26			63.80	
4083803	Fire Equipment Testing FY 25/26			72.60	
4082376	Fire Equipment Testing FY 25/26			125.40	
4082570	Fire Equipment Testing FY 25/26			72.60	
4082547	Fire Equipment Testing FY 25/26			128.15	

City of Nedlands - List of Accounts Paid

For the Period 01-Jul-2026 to 31-Jul-2026

Payment Reference	Payment Date	Creditor Number	Creditor Name		Payment Amount
4082717	Fire Equipment Testing FY 25/26			63.80	
4082418	Fire Equipment Testing FY 25/26			85.80	
4082645	Fire Equipment Testing FY 25/26			164.23	
4082455	Fire Equipment Testing FY 25/26			72.60	
4083611	College Park Fire Pump Shed Maintenance			68.20	
115866	**30/07/2026**	**10053**	**Landgate**		**5,361.00**
1599908	SLIP Subscription Services - Medium			5,361.00	
115867	**30/07/2026**	**10074**	**Kmart Innaloo**		**66.00**
06072026	School Holiday Supplies and Prizes			66.00	
115868	**30/07/2026**	**10081**	**Local Health Auth Analytical Co**		**6,219.83**
MA2026093	Local Health Authorities Committee			6,219.83	
115869	**30/07/2026**	**10093**	**LGISWA**		**397,216.77**
100-165114-01	Local Government Special Risks			397,216.77	
115870	**30/07/2026**	**10099**	**Optus Billing Services Pty Ltd**		**1,555.63**
000582518627	Optus Mobile-Shared Data & Teams Calling			1,555.63	
115871	**30/07/2026**	**10139**	**Western Metropolitan Regional Council**		**675.70**
M-2607113	Council hardwaste disposal 2025/26			675.70	
115872	**30/07/2026**	**10170**	**City of South Perth**		**18,744.65**
11930	LSL Emp - 4008			18,744.65	

City of Nedlands - List of Accounts Paid

For the Period 01-Jul-2026 to 31-Jul-2026

Payment Reference	Payment Date	Creditor Number	Creditor Name		Payment Amount
115873	**30/07/2026**	**10183**	**Water Corporation**		**8,394.68**
9018761001	Bill ID - 0017			265.74	
9001444608	Bill ID - 0162			452.83	
9001453432	Bill ID - 0162			391.59	
9001489187 - JULY 2026	Bill ID - 0125			5.84	
9001470689	Bill ID - 0087			417.91	
9001474399	Bill ID - 0155			277.67	
9001474380	Bill ID - 0153			122.71	
9001474401	Bill ID - 0153			432.38	
9001486103	Bill ID - 0158			84.74	
9008766896	Bill ID - 0129			8.76	
9012351730	Bill ID - 0103			128.52	
9001478795	Bill ID - 0144			116.84	
9001480350	Bill ID - 0162			61.34	
9001482049	Bill ID - 0164			1,052.11	
9001482217	Bill ID - 0157			1,095.76	
9001483770	Bill ID - 0164			2,503.90	
9016473890	Bill ID - 0092			49.66	
9017842942	Bill ID - 0099			464.71	
9022779458	Bill ID - 0053			49.66	
9023255963 - JULY 2026	Bill ID - 0047			5.84	
9001468319 - JULY 2026	Bill ID - 0065			17.53	
9001449345	Bill ID - 0176			280.56	
9001455403	Bill ID - 0136			43.82	

City of Nedlands - List of Accounts Paid

For the Period 01-Jul-2026 to 31-Jul-2026

Payment Reference	Payment Date	Creditor Number	Creditor Name		Payment Amount
9001458444	Bill ID - 0142			23.37	
9001458620	Bill ID - 0138			17.53	
9001458743	Bill ID - 0132			5.84	
9010249468	Bill ID - 0118			5.84	
9014764862	Bill ID - 0083			5.84	
9001463139	Bill ID - 0133			5.84	
115874	**30/07/2026**	**10185**	**Western Chainwire**		**748.00**
00006581	Replace Magna Latch at Leura Park			748.00	
115875	**30/07/2026**	**10223**	**Local Government Professionals Austra**		**560.00**
35756	2026-2027 Full Membership			560.00	
115876	**30/07/2026**	**10274**	**MP Rogers & Associates Pty Ltd**		**5,334.45**
26570	Charles Court Reserve- DRF Funding			5,334.45	
115877	**30/07/2026**	**10296**	**Connect Call Centre Services (Previous**		**409.42**
00122202	Connect Call Centre June 2026			409.42	
115878	**30/07/2026**	**10304**	**Synergy**		**10.62**
380380600	Invoice 2320011768			10.62	
115879	**30/07/2026**	**10378**	**Databank Escrow Services Pty Ltd**		**276.84**
10202564	Databank ESCROW anl subscription 26 27			276.84	

City of Nedlands - List of Accounts Paid

For the Period 01-Jul-2026 to 31-Jul-2026

Payment Reference	Payment Date	Creditor Number	Creditor Name		Payment Amount
115880	**30/07/2026**	**10429**	**Sonic HealthPlus Pty Ltd**		**908.10**
KD508150	Injury GP appt			112.00	
KD507437	Injury GP appt			205.00	
4023744	Pre-Employment Medical			386.10	
WP468163	Finger injury			205.00	
115881	**30/07/2026**	**10461**	**Isubscribe Pty Ltd**		**5,196.14**
INV-50250	Mt Claremont Library magazines subs			1,489.05	
INV-50249	Nedlands Magazine subscriptions 26/27			3,707.09	
115882	**30/07/2026**	**10483**	**DFS Industrial & Environmental Services**		**24,325.63**
00026585	City wide sweeping			24,325.63	
115883	**30/07/2026**	**10521**	**Univerus Software Pty Ltd (AssetFinda)**		**35,428.73**
PSI000025	Annual Univerus Asset(AssetFinda) subscription			35,428.73	
115884	**30/07/2026**	**10599**	**Quik Impressions**		**451.00**
124511	5 x POOL INSPECTION REPORT BOOKS TOC			451.00	
115885	**30/07/2026**	**10617**	**Aus Chill Technical Services Pty Ltd**		**1,902.97**
17319	Mt Claremont aircon repairs			1,902.97	
115886	**30/07/2026**	**10649**	**Ultimo Catering and Event P/L**		**170.95**
00432431	Council Concept forums - Catering			170.95	

City of Nedlands - List of Accounts Paid

For the Period 01-Jul-2026 to 31-Jul-2026

Payment Reference	Payment Date	Creditor Number	Creditor Name		Payment Amount
115887	**30/07/2026**	**10667**	**CTI Couriers Pty Ltd**		**785.66**
CISC4906071	Library courier - six months			785.66	
115888	**30/07/2026**	**10688**	**Officeworks Ltd**		**303.35**
630650010	Arnott's Scotch Finger and Nice Biscuit			303.35	
115889	**30/07/2026**	**10693**	**Boyan Electrical Services Boyan Electric**		**8,572.94**
61147	Inspect Commemorative Streetlight pole			125.79	
60853	Removal street light emergency hazard			1,766.33	
60932	Electrical repairs			751.50	
60897	Electrical repairs			832.24	
60144	Electrical work for scoreboard			5,097.08	
115890	**30/07/2026**	**10713**	**Soft Landing**		**5,081.00**
INV103407	Mattress recycling - May/June 2026			5,081.00	
115891	**30/07/2026**	**10766**	**Inlogik Pty Ltd**		**563.10**
IN000107244	Promaster/ Expenseme Pro software			563.10	
115892	**30/07/2026**	**10861**	**Dept of Planning, Lands and Heritage - L**		**13,001.95**
LD475530	DPLH 278 Marine Terrance 6 monthly rent			12,565.07	
LD475273	DPLH 278 Marine Terrance Annual CPI			436.88	
115893	**30/07/2026**	**10925**	**Westend Plumbing & Gas**		**8,052.00**
INV-17071	Plumbing repairs			3,327.50	

City of Nedlands - List of Accounts Paid

For the Period 01-Jul-2026 to 31-Jul-2026

Payment Reference	Payment Date	Creditor Number	Creditor Name		Payment Amount
INV-17072	Plumbing repairs			1,606.00	
INV-17073	Plumbing repairs			3,118.50	
115894	**30/07/2026**	**11016**	**Cr R A Coghlan**		**2,168.33**
JULY 2026	Monthly Councillor Allowance - July 2026			2,168.33	
115895	**30/07/2026**	**11087**	**Beacon Equipment**		**290.00**
87303 #1	BRUSHCUTTER HARNESS (PPE)			290.00	
115896	**30/07/2026**	**11088**	**OtagoIT Pty Ltd**		**3,766.05**
0000427	Tresillian Website Monthly 2025 - 2026			2,981.62	
0000426	Tresillian Website Monthly 2025 - 2026			784.43	
115897	**30/07/2026**	**11192**	**Veolia Recycling & Recovery Pty Ltd (Su**		**307,541.83**
61846034	Residential Waste collection			55,833.62	
61850391	Residential Waste collection			3,680.16	
168339	Residential Waste collection			247,825.27	
8101281297	Residential Waste collection			716.91	
115898	**30/07/2026**	**11258**	**Integrity**		**17,710.00**
INV-0425	Attain Starter Package- State Government			17,710.00	
115899	**30/07/2026**	**11280**	**Programmed Skilled Workforce Limited**		**7,900.58**
5255383	Temporary Ranger Administration Officer			2,835.14	
5257961	Temporary Ranger Administration Officer			2,230.31	
5250878	Temporary Ranger Administration Officer			2,835.13	

City of Nedlands - List of Accounts Paid

For the Period 01-Jul-2026 to 31-Jul-2026

Payment Reference	Payment Date	Creditor Number	Creditor Name		Payment Amount
115900	**30/07/2026**	**11456**	**Paperbark Technologies Pty Ltd**		**440.00**
00010566	Review development applications			440.00	
115901	**30/07/2026**	**11525**	**Civil Sciences and Engineering**		**3,256.00**
INV-00699	Kennedia Lane Design and Construction			3,256.00	
115902	**30/07/2026**	**11532**	**Rent A Fence Pty Ltd**		**926.64**
RF 874909	Security Fencing - 118 Woods St			204.93	
RF 874911	rented fence around Charle court			222.75	
RF 874910	Security fencing at Hackett Hall			498.96	
115903	**30/07/2026**	**11639**	**Telstra Limited**		**1,115.00**
64086174781 - JULY 2026	T 311 - JULY 2026			20.00	
3043361421 - JUNE 2026	T 311 - JUNE 2026			20.00	
1315114130 - JUNE 2026	T 311 - JUNE 2026			510.00	
4374343061 - JUNE 2026	T 311 - JUNE 2026			55.00	
1315114130 - APRIL 2026	T 311 - APRIL 2026			510.00	
115904	**30/07/2026**	**11752**	**Bing Technologies Pty Ltd**		**1,514.37**
277001	97-105 Stirling Highway - Advertising			937.37	
277010	125 Hardy Road - Advertising			163.02	
276963	80 Stirling Highway - Advertising			413.98	
115905	**30/07/2026**	**11763**	**Environmental Industries**		**19,188.72**
INV41880	VERGE MOWING MAY 2026			19,188.72	

City of Nedlands - List of Accounts Paid

For the Period 01-Jul-2026 to 31-Jul-2026

Payment Reference	Payment Date	Creditor Number	Creditor Name	Payment Amount
115906	**30/07/2026**	**11778**	**Omnicom Media Group Australia Pty Ltd**	**571.99**
1958995	Advertising RFT 2025-26.16		571.99	
115907	**30/07/2026**	**11797**	**Helene Pty LTD T/AS Lo-Go Appointmen**	**2,599.04**
H7170	Wages - Agency staff		2,599.04	
115908	**30/07/2026**	**11827**	**Brightmark Group Pty Ltd**	**30,657.69**
0007333	Point Resolution Child Centre Cleaning		554.40	
0007332	Tresillian Biannual cleaning		4,890.60	
0007250	Provision of Cleaning Services		25,212.69	
115909	**30/07/2026**	**11838**	**Morley City**	**257.77**
42251890	Supply Filters		257.77	
115910	**30/07/2026**	**11905**	**Luxworks Traffic Control and Manageme**	**1,978.62**
18229	LUX TCM City wide standing order		1,978.62	
115911	**30/07/2026**	**11925**	**ELLENBY TREE FARM**	**18,354.60**
42424	DPIRD Tree Recovery Planting 2026		18,354.60	
115912	**30/07/2026**	**11930**	**Coles Supermarkets Australia Pty Ltd**	**301.80**
267938843	Council Agenda Briefings OCMs July SFO		301.80	
115913	**30/07/2026**	**11931**	**McLeods Lawyers**	**1,734.48**
152400	Advice on Enforcement Action		1,734.48	

City of Nedlands - List of Accounts Paid

For the Period 01-Jul-2026 to 31-Jul-2026

Payment Reference	Payment Date	Creditor Number	Creditor Name		Payment Amount
115914	**30/07/2026**	**11962**	**City of Vincent**		**39,530.71**
54921	LSL Payment			25,676.18	
54923	LSL Payment			13,854.53	
115915	**30/07/2026**	**11979**	**J & K HOPKINS HOPKINS AUS PTY LTD**		**925.00**
T40174	Office Equipment Depot (Chairs)			925.00	
115916	**30/07/2026**	**11993**	**Office Solutions IT PTY LTD**		**2,389.75**
185092	Standing Order OSIT			2,389.75	
115917	**30/07/2026**	**12015**	**MT CLAREMONT NEWS RAMRAJ DISTR**		**248.10**
339359A	Mt Claremont newspaper delivery			214.10	
339359B	Mt Claremont newspaper delivery			34.00	
115918	**30/07/2026**	**12023**	**LOCHNESS LANDSCAPE SERVICES LLS**		**29,971.59**
91700	PARK/TURF MAINTENANCE - Cut #10			18,889.21	
91701	BROADACRE MOWING			11,082.38	
115919	**30/07/2026**	**12032**	**Driva Pty Ltd**		**695.45**
FORTNIGHT 26/07/2026	Novated Lease Driva - Pre Tax			632.23	
PP2262027	Adjustment INV-PJL5YDZE33			63.22	
115920	**30/07/2026**	**12150**	**Proarb WA Pty Ltd**		**6,039.00**
3487	Beecham Rd. Boundary prune eucalypts.			2,805.00	

City of Nedlands - List of Accounts Paid

For the Period 01-Jul-2026 to 31-Jul-2026

Payment Reference	Payment Date	Creditor Number	Creditor Name		Payment Amount
3660	Emergency call outs to ProArb			1,039.50	
2979	Maisonettes -tree removal. Cape lilac			2,194.50	
115921	**30/07/2026**	**12165**	**CD & P PTY LTD CDP Town Planning & I**		**28,545.00**
INV-10288	Local Planning Strategy Review			28,545.00	
115922	**30/07/2026**	**12174**	**Benchmark Consulting WA**		**2,707.10**
3597	Updating new Building AMP			2,707.10	
115923	**30/07/2026**	**12227**	**Solas Solutions DRISCOLL, LORRAINE I**		**11,025.00**
260701	Corporate Services Contract Work			5,390.00	
260702	Corporate Services Contract Work			5,635.00	
115924	**30/07/2026**	**12248**	**Mars Recruitment Mars Partnership Pty**		**19,553.35**
081523	Accountant - Reconciliation			10,130.25	
081259	Asset Accountant Contractor			4,227.26	
081539	Accountant - Reconciliation			5,195.84	
115925	**30/07/2026**	**12249**	**Mayor L. Browner**		**8,897.51**
24072026	Reimbursement Travel			77.43	
JULY 2026	Mayor Allowance - July 2026			8,820.08	
115926	**30/07/2026**	**12250**	**Cr S.C. Kobelke**		**2,168.33**
JULY 2026	Monthly Councillor Allowance - July 2026			2,168.33	

City of Nedlands - List of Accounts Paid

For the Period 01-Jul-2026 to 31-Jul-2026

Payment Reference	Payment Date	Creditor Number	Creditor Name		Payment Amount
115927	**30/07/2026**	**12251**	**Cr R. M. Kristensen**		**2,168.33**
JULY 2026	Monthly Councillor Allowance - July 2026			2,168.33	
115928	**30/07/2026**	**12252**	**Cr J. Mathews**		**3,646.50**
JULY 2026	Deputy Mayor Allowance - July 2026			3,646.50	
115929	**30/07/2026**	**12253**	**Cr G.A. Ruscoe**		**2,168.33**
JULY 2026	Monthly Councillor Allowance - July 2026			2,168.33	
115930	**30/07/2026**	**12256**	**Cr E. Clapin**		**2,168.33**
JULY 2026	Monthly Councillor Allowance - July 2026			2,168.33	
115931	**30/07/2026**	**12257**	**Cr J. Coleman**		**2,168.33**
JULY 2026	Monthly Councillor Allowance - July 2026			2,168.33	
115932	**30/07/2026**	**12262**	**Cr C. Pan**		**2,168.33**
JULY 2026	Monthly Councillor Allowance - July 2026			2,168.33	
115933	**30/07/2026**	**12292**	**Vocus Pipe Networks Pty Limited**		**8,071.66**
23881531	Vocus Internet Service			8,071.66	
115934	**30/07/2026**	**12306**	**City Of Canning**		**22,732.20**
20481	LSL payment			22,732.20	

City of Nedlands - List of Accounts Paid

For the Period 01-Jul-2026 to 31-Jul-2026

Payment Reference	Payment Date	Creditor Number	Creditor Name		Payment Amount
Sundry EFT					13,791.27
115741	**9/07/2026**	**99998**	**K Bishop**		**48.41**
25062026	Reimburse Winter school holiday Material			48.41	
115742	**9/07/2026**	**99998**	**S Amasi**		**625.00**
02072026	Engineering Australia Renewal Fees			625.00	
115743	**9/07/2026**	**99998**	**A Kyron**		**20.33**
02072026	Reimbursement			20.33	
115744	**9/07/2026**	**99998**	**E Lemi**		**2,458.00**
30062026	Reimbursement			2,458.00	
115799	**16/07/2026**	**99998**	**MD and KA Frankel**		**5,765.00**
13072026	Study Assistance 50% reimbursement			5,765.00	
115854	**23/07/2026**	**99998**	**K Richards**		**10.30**
17072026	Reimbursement Naidoc week			10.30	
115855	**23/07/2026**	**99998**	**L D Gunn**		**1,000.00**
778900	Reserve Access Bond Refund			1,000.00	
115856	**23/07/2026**	**99998**	**Forbes Conveyancing**		**120.75**
REFUND O&R EAS 7003529	Overpayment of EAS Request			120.75	

City of Nedlands - List of Accounts Paid

For the Period 01-Jul-2026 to 31-Jul-2026

Payment Reference	Payment Date	Creditor Number	Creditor Name		Payment Amount
115935	**30/07/2026**	**99998**	**A Caliman**		**173.20**
17072026	Reimbursement MR Drivers License			173.20	
115936	**30/07/2026**	**99998**	**Thomas Building Pty Ltd**		**1,650.00**
488878	Verge Bond Refund			1,650.00	
115937	**30/07/2026**	**99998**	**P A Jenkins**		**1,000.00**
778852	Rose Garden Reserve Bond Refund			1,000.00	
115938	**30/07/2026**	**99998**	**A Kyron**		**48.34**
21072026	Reimbursement			48.34	
115939	**30/07/2026**	**99998**	**RV Senathirajah**		**100.00**
769995	Nomination Fee Refund			100.00	
115940	**30/07/2026**	**99998**	**S McWilliams**		**51.94**
24072026	Reimbursement of First Aid Kit Supply			51.94	
115941	**30/07/2026**	**99998**	**D Su**		**100.00**
770316	Councillor Nomination Fee refund			100.00	
115942	**30/07/2026**	**99998**	**SD Griffiths**		**620.00**
2027-1	Extra Western Power contribution			620.00	

City of Nedlands - List of Accounts Paid

For the Period 01-Jul-2026 to 31-Jul-2026

Payment Reference	Payment Date	Creditor Number	Creditor Name		Payment Amount
Sundry Cheque					**23,092.15**
71288	**15/07/2026**	**99999**	**Department of Transport and Major Infra**		**23,092.15**
011132710901	City of Nedlands Registrations B9824			23,092.15	
Direct Debit					**27,072.78**
100736	**1/07/2026**	**10141**	**Westpac Banking Corporation**		**3,174.65**
MERCH FEES	WESTPAC MERCHANT FEES			3,174.65	
100737	**1/07/2026**	**10141**	**Westpac Banking Corporation**		**488.23**
ACTIVITY F	ACTIVITY FEE - REFER ANALYSIS & FEE STM			488.23	
100738	**1/07/2026**	**10141**	**Westpac Banking Corporation**		**9,376.85**
JUNE 2026	PC & CC Report - June 2026			9,376.85	
100739	**3/07/2026**	**11506**	**Commonwealth Bank Australia (CBA)**		**499.89**
MERCH FEES	CBA MERCHANT FEES			499.89	
100740	**3/07/2026**	**10871**	**Dept of Justice**		**5,882.50**
36466229	FER Lodgement Fee			5,882.50	
100741	**15/07/2026**	**11506**	**Commonwealth Bank Australia (CBA)**		**148.46**
BPOINT FEE	BPoint transaction fees			148.46	
100743	**16/07/2026**	**10133**	**West Australian Newspaper Ltd**		**102.60**
JULY-AUGUST 2026	Subscription West Australian Newspaper			102.60	

City of Nedlands - List of Accounts Paid

For the Period 01-Jul-2026 to 31-Jul-2026

Payment Reference	Payment Date	Creditor Number	Creditor Name		Payment Amount
100744	**27/07/2026**	**10133**	**West Australian Newspaper Ltd**		**453.60**
JUL-OCT2026	Newspapers Nedlands Library			453.60	
100745	**30/07/2026**	**10141**	**Westpac Banking Corporation**		**6,946.00**
Jul-26	Purchasing Card July 2026			6,946.00	
Cancelled Payments					**0.00**
Payroll					**1,012,024.61**
FORTNIGHT 12/07/2026	**12/07/2026**	**109000900010010**	**City of Nedlands**		**511,204.08**
FORTNIGHT 12/07/2026	Additional Bank 1			6,682.45	
FORTNIGHT 12/07/2026	Additional Bank 2			750.00	
FORTNIGHT 12/07/2026	Net Pay			487,251.20	
FORTNIGHT 12/07/2026	Net Pay			16,520.43	
FORTNIGHT 26/07/2026	**26/07/2026**	**109000900010010**	**City of Nedlands**		**500,820.53**
FORTNIGHT 26/07/2026	Additional Bank 1			6,682.45	
FORTNIGHT 26/07/2026	Additional Bank 2			750.00	
FORTNIGHT 26/07/2026	Net Pay			490,686.02	
FORTNIGHT 26/07/2026	Net Pay			2,702.06	

City of Nedlands - List of Accounts Paid

For the Period 01-Jul-2026 to 31-Jul-2026

Payment Reference	Payment Date	Creditor Number	Creditor Name	Payment Amount
			TOTAL PAYMENTS	4,526,100.42

City of Nedlands - Purchasing Card - Fuel July 2026

For the Period 9 June to 8 July 2026

WEX Australia Pty Ltd ABN: 68 005 970 570

Transaction Date	Amount	Merchant Name	Card Description	Product Name
11/06/2026	9.08	WEX AUSTRALIA	ROADSIDE ASSIST	FLEET 106
11/06/2026	1.87	BP ROSEGARDEN	SURCHARGE	FLEET 106
11/06/2026	117.03	BP ROSEGARDEN	ULS DIESEL	FLEET 106
11/06/2026	-1.13	BP ROSEGARDEN	DISCOUNT	FLEET 106
11/06/2026	0.83	WEX AUSTRALIA	TRANSACTION FEE	FLEET 106
23/06/2026	1.86	BP ROSEGARDEN	SURCHARGE	FLEET 106
23/06/2026	116.25	BP ROSEGARDEN	ULS DIESEL	FLEET 106
23/06/2026	-1.19	BP ROSEGARDEN	DISCOUNT	FLEET 106
23/06/2026	0.83	WEX AUSTRALIA	TRANSACTION FEE	FLEET 106
2/07/2026	2.01	BP ROSEGARDEN	SURCHARGE	FLEET 106
2/07/2026	125.88	BP ROSEGARDEN	ULS DIESEL	FLEET 106
2/07/2026	-1.27	BP ROSEGARDEN	DISCOUNT	FLEET 106
2/07/2026	0.83	WEX AUSTRALIA	TRANSACTION FEE	FLEET 106
8/07/2026	3.58	WEX AUSTRALIA	MANAGEMENT FEE	FLEET 106
10/06/2026	9.08	WEX AUSTRALIA	ROADSIDE ASSIST	FLEET 107
17/06/2026	3.72	BP ROSEGARDEN	SURCHARGE	FLEET 107
17/06/2026	232.63	BP ROSEGARDEN	ULS DIESEL	FLEET 107
17/06/2026	-2.26	BP ROSEGARDEN	DISCOUNT	FLEET 107
17/06/2026	0.83	WEX AUSTRALIA	TRANSACTION FEE	FLEET 107
8/07/2026	3.58	WEX AUSTRALIA	MANAGEMENT FEE	FLEET 107
18/06/2026	9.08	WEX AUSTRALIA	ROADSIDE ASSIST	FLEET 512
8/07/2026	3.58	WEX AUSTRALIA	MANAGEMENT FEE	FLEET 512
15/06/2026	1.45	BP ROSEGARDEN	SURCHARGE	FLEET 218
15/06/2026	91.23	BP ROSEGARDEN	ULS DIESEL	FLEET 218
15/06/2026	-0.89	BP ROSEGARDEN	DISCOUNT	FLEET 218
15/06/2026	0.83	WEX AUSTRALIA	TRANSACTION FEE	FLEET 218
18/06/2026	9.08	WEX AUSTRALIA	ROADSIDE ASSIST	FLEET 218
6/07/2026	1.52	BP ROSEGARDEN	SURCHARGE	FLEET 218
6/07/2026	95.52	BP ROSEGARDEN	ULS DIESEL	FLEET 218
6/07/2026	-0.99	BP ROSEGARDEN	DISCOUNT	FLEET 218
6/07/2026	0.83	WEX AUSTRALIA	TRANSACTION FEE	FLEET 218
8/07/2026	3.58	WEX AUSTRALIA	MANAGEMENT FEE	FLEET 218
18/06/2026	9.08	WEX AUSTRALIA	ROADSIDE ASSIST	FLEET 644
29/06/2026	2.17	BP ROSEGARDEN	SURCHARGE	FLEET 644
29/06/2026	136.00	BP ROSEGARDEN	ULS DIESEL	FLEET 644
29/06/2026	-1.51	BP ROSEGARDEN	DISCOUNT	FLEET 644
29/06/2026	0.83	WEX AUSTRALIA	TRANSACTION FEE	FLEET 644
8/07/2026	3.58	WEX AUSTRALIA	MANAGEMENT FEE	FLEET 644
10/06/2026	9.08	WEX AUSTRALIA	ROADSIDE ASSIST	FLEET 1373
10/06/2026	1.34	BP ROSEGARDEN	SURCHARGE	FLEET 1373
10/06/2026	84.01	BP ROSEGARDEN	REGULAR ULP	FLEET 1373
10/06/2026	-0.88	BP ROSEGARDEN	DISCOUNT	FLEET 1373
10/06/2026	0.83	WEX AUSTRALIA	TRANSACTION FEE	FLEET 1373
8/07/2026	3.58	WEX AUSTRALIA	MANAGEMENT FEE	FLEET 1373
8/07/2026	3.58	WEX AUSTRALIA	MANAGEMENT FEE	FLEET 182
9/06/2026	2.32	BP ROSEGARDEN	SURCHARGE	FLEET 643
9/06/2026	145.02	BP ROSEGARDEN	ULS DIESEL	FLEET 643
9/06/2026	-1.38	BP ROSEGARDEN	DISCOUNT	FLEET 643
9/06/2026	0.83	WEX AUSTRALIA	TRANSACTION FEE	FLEET 643
18/06/2026	9.08	WEX AUSTRALIA	ROADSIDE ASSIST	FLEET 643
18/06/2026	1.80	BP ROSEGARDEN	SURCHARGE	FLEET 643
18/06/2026	112.50	BP ROSEGARDEN	ULS DIESEL	FLEET 643
18/06/2026	-1.09	BP ROSEGARDEN	DISCOUNT	FLEET 643
18/06/2026	0.83	WEX AUSTRALIA	TRANSACTION FEE	FLEET 643
30/06/2026	2.06	BP ROSEGARDEN	SURCHARGE	FLEET 643
30/06/2026	129.10	BP ROSEGARDEN	ULS DIESEL	FLEET 643
30/06/2026	-1.44	BP ROSEGARDEN	DISCOUNT	FLEET 643
30/06/2026	0.83	WEX AUSTRALIA	TRANSACTION FEE	FLEET 643
8/07/2026	3.58	WEX AUSTRALIA	MANAGEMENT FEE	FLEET 643
10/06/2026	100.76	AMPOL	DIESEL	FLEET 201
10/06/2026	0.83	WEX AUSTRALIA	TRANSACTION FEE	FLEET 201
18/06/2026	9.08	WEX AUSTRALIA	ROADSIDE ASSIST	FLEET 201
27/06/2026	98.95	CALTEX	DIESEL	FLEET 201
27/06/2026	0.83	WEX AUSTRALIA	TRANSACTION FEE	FLEET 201
8/07/2026	3.58	WEX AUSTRALIA	MANAGEMENT FEE	FLEET 201
11/06/2026	1.76	BP ROSEGARDEN	SURCHARGE	FLEET 868
11/06/2026	110.02	BP ROSEGARDEN	ULS DIESEL	FLEET 868
11/06/2026	-1.06	BP ROSEGARDEN	DISCOUNT	FLEET 868
11/06/2026	0.83	WEX AUSTRALIA	TRANSACTION FEE	FLEET 868
18/06/2026	9.08	WEX AUSTRALIA	ROADSIDE ASSIST	FLEET 868
22/06/2026	1.93	BP ROSEGARDEN	SURCHARGE	FLEET 868
22/06/2026	121.19	BP ROSEGARDEN	ULS DIESEL	FLEET 868

Transaction Date	Amount	Merchant Name	Card Description	Product Name
11/06/2026	9.08	WEX AUSTRALIA	ROADSIDE ASSIST	FLEET 106
11/06/2026	1.87	BP ROSEGARDEN	SURCHARGE	FLEET 106
22/06/2026	-1.23	BP ROSEGARDEN	DISCOUNT	FLEET 868
22/06/2026	0.83	WEX AUSTRALIA	TRANSACTION FEE	FLEET 868
2/07/2026	2.09	BP ROSEGARDEN	SURCHARGE	FLEET 868
2/07/2026	130.83	BP ROSEGARDEN	ULS DIESEL	FLEET 868
2/07/2026	-1.32	BP ROSEGARDEN	DISCOUNT	FLEET 868
2/07/2026	0.83	WEX AUSTRALIA	TRANSACTION FEE	FLEET 868
8/07/2026	3.58	WEX AUSTRALIA	MANAGEMENT FEE	FLEET 868
10/06/2026	9.08	WEX AUSTRALIA	ROADSIDE ASSIST	FLEET 1375
13/06/2026	76.80	EG FUELCO	REGULAR ULP	FLEET 1375
13/06/2026	0.83	WEX AUSTRALIA	TRANSACTION FEE	FLEET 1375
24/06/2026	1.21	BP ROSEGARDEN	SURCHARGE	FLEET 1375
24/06/2026	75.74	BP ROSEGARDEN	REGULAR ULP	FLEET 1375
24/06/2026	-0.89	BP ROSEGARDEN	DISCOUNT	FLEET 1375
24/06/2026	0.83	WEX AUSTRALIA	TRANSACTION FEE	FLEET 1375
8/07/2026	3.58	WEX AUSTRALIA	MANAGEMENT FEE	FLEET 1375
8/07/2026	3.58	WEX AUSTRALIA	MANAGEMENT FEE	WORKSHOP
18/06/2026	9.08	REDDY EXPRESS	ROADSIDE ASSIST	FLEET 1381
5/07/2026	74.72	REDDY EXPRESS	REGULAR ULP	FLEET 1381
5/07/2026	0.83	WEX AUSTRALIA	TRANSACTION FEE	FLEET 1381
8/07/2026	3.58	WEX AUSTRALIA	MANAGEMENT FEE	FLEET 1381
24/06/2026	1.84	BP ROSEGARDEN	SURCHARGE	FLEET 600
24/06/2026	115.57	BP ROSEGARDEN	ULS DIESEL	FLEET 600
24/06/2026	-1.22	BP ROSEGARDEN	DISCOUNT	FLEET 600
24/06/2026	0.83	WEX AUSTRALIA	TRANSACTION FEE	FLEET 600
8/07/2026	3.58	WEX AUSTRALIA	MANAGEMENT FEE	FLEET 600
10/06/2026	1.69	BP ROSEGARDEN	SURCHARGE	FLEET 648
10/06/2026	105.85	BP ROSEGARDEN	ULS DIESEL	FLEET 648
10/06/2026	-1.01	BP ROSEGARDEN	DISCOUNT	FLEET 648
10/06/2026	0.83	WEX AUSTRALIA	TRANSACTION FEE	FLEET 648
18/06/2026	9.08	WEX AUSTRALIA	ROADSIDE ASSIST	FLEET 648
2/07/2026	2.08	BP ROSEGARDEN	SURCHARGE	FLEET 648
2/07/2026	130.06	BP ROSEGARDEN	ULS DIESEL	FLEET 648
2/07/2026	-1.31	BP ROSEGARDEN	DISCOUNT	FLEET 648
2/07/2026	0.83	WEX AUSTRALIA	TRANSACTION FEE	FLEET 648
8/07/2026	3.58	WEX AUSTRALIA	MANAGEMENT FEE	FLEET 648
9/06/2026	1.02	BP ROSEGARDEN	SURCHARGE	FLEET 901
9/06/2026	64.33	BP ROSEGARDEN	ULS DIESEL	FLEET 901
9/06/2026	-0.61	BP ROSEGARDEN	DISCOUNT	FLEET 901
9/06/2026	0.83	WEX AUSTRALIA	TRANSACTION FEE	FLEET 901
28/06/2026	22.83	BP ROSEGARDEN	ROADSIDE ASSIST	FLEET 901
1/07/2026	1.10	BP ROSEGARDEN	SURCHARGE	FLEET 901
1/07/2026	69.15	WEX AUSTRALIA	ULS DIESEL	FLEET 901
1/07/2026	-0.70	BP ROSEGARDEN	DISCOUNT	FLEET 901
1/07/2026	0.83	BP ROSEGARDEN	TRANSACTION FEE	FLEET 901
8/07/2026	3.58	WEX AUSTRALIA	MANAGEMENT FEE	FLEET 901
9/06/2026	9.08	WEX AUSTRALIA	ROADSIDE ASSIST	FLEET 1600
11/06/2026	112.81	AMPOL	PREMIUM	FLEET 1600
11/06/2026	0.83	WEX AUSTRALIA	TRANSACTION FEE	FLEET 1600
24/06/2026	1.66	BP CONNECT	SURCHARGE	FLEET 1600
24/06/2026	103.82	BP CONNECT	PREMIUM	FLEET 1600
24/06/2026	-1.15	BP CONNECT	DISCOUNT	FLEET 1600
24/06/2026	0.83	WEX AUSTRALIA	TRANSACTION FEE	FLEET 1600
28/06/2026	9.89	BETTER CHOICE	PULP	FLEET 1600
28/06/2026	0.83	WEX AUSTRALIA	TRANSACTION FEE	FLEET 1600
4/07/2026	1.53	WEST BUSSLETON	SURCHARGE	FLEET 1600
4/07/2026	76.68	WEST BUSSLETON	PULP	FLEET 1600
4/07/2026	0.83	WEX AUSTRALIA	TRANSACTION FEE	FLEET 1600
8/07/2026	3.58	WEX AUSTRALIA	MANAGEMENT FEE	FLEET 1600
12/06/2026	122.88	7-ELEVEN	DIESEL	FLEET 200
12/06/2026	0.83	WEX AUSTRALIA	TRANSACTION FEE	FLEET 200
18/06/2026	9.08	WEX AUSTRALIA	ROADSIDE ASSIST	FLEET 200
19/06/2026	105.26	AMPOL	DIESEL	FLEET 200
19/06/2026	0.83	WEX AUSTRALIA	TRANSACTION FEE	FLEET 200
25/06/2026	1.81	LIBERTY	SURCHARGE	FLEET 200
25/06/2026	72.73	LIBERTY	ULS DIESEL	FLEET 200
25/06/2026	0.83	WEX AUSTRALIA	TRANSACTION FEE	FLEET 200
3/07/2026	1.80	BP ROSEGARDEN	SURCHARGE	FLEET 200
3/07/2026	112.52	BP ROSEGARDEN	ULS DIESEL	FLEET 200
3/07/2026	-1.16	BP ROSEGARDEN	DISCOUNT	FLEET 200
3/07/2026	0.83	WEX AUSTRALIA	TRANSACTION FEE	FLEET 200
7/07/2026	106.04	AMPOL	DIESEL	FLEET 200
7/07/2026	0.83	WEX AUSTRALIA	TRANSACTION FEE	FLEET 200
8/07/2026	3.58	WEX AUSTRALIA	MANAGEMENT FEE	FLEET 200
11/06/2026	1.51	BP ROSEGARDEN	SURCHARGE	FLEET 322
11/06/2026	94.57	BP ROSEGARDEN	ULS DIESEL	FLEET 322
11/06/2026	-0.91	BP ROSEGARDEN	DISCOUNT	FLEET 322
11/06/2026	0.83	WEX AUSTRALIA	TRANSACTION FEE	FLEET 322
17/06/2026	1.63	BP ROSEGARDEN	SURCHARGE	FLEET 322
17/06/2026	102.33	BP ROSEGARDEN	ULS DIESEL	FLEET 322
17/06/2026	-0.99	BP ROSEGARDEN	DISCOUNT	FLEET 322

Transaction Date	Amount	Merchant Name	Card Description	Product Name
11/06/2026	9.08	WEX AUSTRALIA	ROADSIDE ASSIST	FLEET 106
11/06/2026	1.87	BP ROSEGARDEN	SURCHARGE	FLEET 106
17/06/2026	0.83	WEX AUSTRALIA	TRANSACTION FEE	FLEET 322
23/06/2026	1.93	BP ROSEGARDEN	SURCHARGE	FLEET 322
23/06/2026	120.75	BP ROSEGARDEN	ULS DIESEL	FLEET 322
23/06/2026	-1.23	BP ROSEGARDEN	DISCOUNT	FLEET 322
23/06/2026	0.83	WEX AUSTRALIA	TRANSACTION FEE	FLEET 322
30/06/2026	0.91	BP ROSEGARDEN	SURCHARGE	FLEET 322
30/06/2026	56.97	BP ROSEGARDEN	ULS DIESEL	FLEET 322
30/06/2026	-0.63	BP ROSEGARDEN	DISCOUNT	FLEET 322
30/06/2026	0.83	WEX AUSTRALIA	TRANSACTION FEE	FLEET 322
2/07/2026	0.46	BP ROSEGARDEN	SURCHARGE	FLEET 322
2/07/2026	29.31	BP ROSEGARDEN	ULS DIESEL	FLEET 322
2/07/2026	-0.30	BP ROSEGARDEN	DISCOUNT	FLEET 322
2/07/2026	0.83	WEX AUSTRALIA	TRANSACTION FEE	FLEET 322
8/07/2026	3.58	WEX AUSTRALIA	MANAGEMENT FEE	FLEET 322
10/06/2026	9.08	WEX AUSTRALIA	ROADSIDE ASSIST	FLEET 1001
17/06/2026	1.68	BP ROSEGARDEN	SURCHARGE	FLEET 1001
17/06/2026	105.27	BP ROSEGARDEN	PREMIUM	FLEET 1001
17/06/2026	-1.08	BP ROSEGARDEN	DISCOUNT	FLEET 1001
17/06/2026	0.83	WEX AUSTRALIA	TRANSACTION FEE	FLEET 1001
26/06/2026	1.39	BP ROSEGARDEN	SURCHARGE	FLEET 1001
26/06/2026	87.46	BP ROSEGARDEN	PREMIUM	FLEET 1001
26/06/2026	-1.04	BP ROSEGARDEN	DISCOUNT	FLEET 1001
26/06/2026	0.83	WEX AUSTRALIA	TRANSACTION FEE	FLEET 1001
8/07/2026	3.58	WEX AUSTRALIA	MANAGEMENT FEE	FLEET 1001
10/06/2026	9.08	WEX AUSTRALIA	ROADSIDE ASSIST	FLEET 108
11/06/2026	4.99	BP ROSEGARDEN	SURCHARGE	FLEET 108
11/06/2026	312.31	BP ROSEGARDEN	ULS DIESEL	FLEET 108
11/06/2026	-3.00	BP ROSEGARDEN	DISCOUNT	FLEET 108
11/06/2026	0.83	WEX AUSTRALIA	TRANSACTION FEE	FLEET 108
17/06/2026	4.65	BP ROSEGARDEN	SURCHARGE	FLEET 108
17/06/2026	291.10	BP ROSEGARDEN	ULS DIESEL	FLEET 108
17/06/2026	-2.83	BP ROSEGARDEN	DISCOUNT	FLEET 108
17/06/2026	0.83	WEX AUSTRALIA	TRANSACTION FEE	FLEET 108
23/06/2026	4.12	BP ROSEGARDEN	SURCHARGE	FLEET 108
23/06/2026	257.98	BP ROSEGARDEN	ULS DIESEL	FLEET 108
23/06/2026	-2.63	BP ROSEGARDEN	DISCOUNT	FLEET 108
23/06/2026	0.83	WEX AUSTRALIA	TRANSACTION FEE	FLEET 108
30/06/2026	3.67	WEX AUSTRALIA	SURCHARGE	FLEET 108
30/06/2026	229.98	BP ROSEGARDEN	ULS DIESEL	FLEET 108
30/06/2026	-2.56	BP ROSEGARDEN	DISCOUNT	FLEET 108
30/06/2026	0.83	WEX AUSTRALIA	TRANSACTION FEE	FLEET 108
2/07/2026	2.95	BP ROSEGARDEN	SURCHARGE	FLEET 108
2/07/2026	184.88	BP ROSEGARDEN	ULS DIESEL	FLEET 108
2/07/2026	-1.87	BP ROSEGARDEN	DISCOUNT	FLEET 108
2/07/2026	0.83	WEX AUSTRALIA	TRANSACTION FEE	FLEET 108
8/07/2026	3.58	BP ROSEGARDEN	MANAGEMENT FEE	FLEET 108
10/06/2026	9.08	WEX AUSTRALIA	ROADSIDE ASSIST	FLEET 1374
24/06/2026	1.20	BP ROSEGARDEN	SURCHARGE	FLEET 1374
24/06/2026	75.23	BP ROSEGARDEN	REGULAR ULP	FLEET 1374
24/06/2026	-0.89	BP ROSEGARDEN	DISCOUNT	FLEET 1374
24/06/2026	0.83	WEX AUSTRALIA	TRANSACTION FEE	FLEET 1374
8/07/2026	3.58	WEX AUSTRALIA	MANAGEMENT FEE	FLEET 1374
16/06/2026	98.68	SERVETUS SERVICE STATION	DIESEL	FLEET 190
16/06/2026	0.83	WEX AUSTRALIA	TRANSACTION FEE	FLEET 190
18/06/2026	9.08	WEX AUSTRALIA	ROADSIDE ASSIST	FLEET 190
8/07/2026	3.58	WEX AUSTRALIA	MANAGEMENT FEE	FLEET 190
8/06/2026	0.97	BP ROSEGARDEN	SURCHARGE	FLEET 1371
8/06/2026	60.71	BP ROSEGARDEN	REGULAR ULP	FLEET 1371
8/06/2026	-0.74	BP ROSEGARDEN	DISCOUNT	FLEET 1371
8/06/2026	0.83	WEX AUSTRALIA	TRANSACTION FEE	FLEET 1371
10/06/2026	9.08	WEX AUSTRALIA	ROADSIDE ASSIST	FLEET 1371
2/07/2026	1.38	BP ROSEGARDEN	SURCHARGE	FLEET 1371
2/07/2026	86.25	BP ROSEGARDEN	REGULAR ULP	FLEET 1371
2/07/2026	-0.91	BP ROSEGARDEN	DISCOUNT	FLEET 1371
2/07/2026	0.83	WEX AUSTRALIA	TRANSACTION FEE	FLEET 1371
8/07/2026	3.58	WEX AUSTRALIA	MANAGEMENT FEE	FLEET 1371
8/07/2026	3.58	WEX AUSTRALIA	MANAGEMENT FEE	MINOR PLANT
18/06/2026	9.08	WEX AUSTRALIA	ROADSIDE ASSIST	FLEET 505
8/07/2026	3.58	WEX AUSTRALIA	MANAGEMENT FEE	FLEET 505
10/06/2026	9.08	WEX AUSTRALIA	ROADSIDE ASSIST	FLEET 137
16/06/2026	2.24	BP ROSEGARDEN	SURCHARGE	FLEET 137
16/06/2026	140.16	BP ROSEGARDEN	ULS DIESEL	FLEET 137
16/06/2026	-1.36	BP ROSEGARDEN	DISCOUNT	FLEET 137
16/06/2026	0.83	WEX AUSTRALIA	TRANSACTION FEE	FLEET 137
26/06/2026	2.02	BP ROSEGARDEN	SURCHARGE	FLEET 137
26/06/2026	126.52	BP ROSEGARDEN	ULS DIESEL	FLEET 137
26/06/2026	-1.38	BP ROSEGARDEN	DISCOUNT	FLEET 137
26/06/2026	0.83	WEX AUSTRALIA	TRANSACTION FEE	FLEET 137
8/07/2026	3.58	WEX AUSTRALIA	MANAGEMENT FEE	FLEET 137
29/06/2026	1.56	BP ROSEGARDEN	SURCHARGE	MINOR PLANT

Transaction Date	Amount	Merchant Name	Card Description	Product Name
11/06/2026	9.08	WEX AUSTRALIA	ROADSIDE ASSIST	FLEET 106
11/06/2026	1.87	BP ROSEGARDEN	SURCHARGE	FLEET 106
29/06/2026	98.01	BP ROSEGARDEN	REGULAR ULP	MINOR PLANT
29/06/2026	-1.29	BP ROSEGARDEN	DISCOUNT	MINOR PLANT
29/06/2026	0.83	WEX AUSTRALIA	TRANSACTION FEE	MINOR PLANT
8/07/2026	3.58	WEX AUSTRALIA	MANAGEMENT FEE	MINOR PLANT
8/06/2026	88.50	AMPOL	REGULAR ULP	FLEET 1000
8/06/2026	0.83	WEX AUSTRALIA	TRANSACTION FEE	FLEET 1000
10/06/2026	9.08	WEX AUSTRALIA	ROADSIDE ASSIST	FLEET 1000
17/06/2026	1.49	BP ROSEGARDEN	SURCHARGE	FLEET 1000
17/06/2026	93.33	BP ROSEGARDEN	REGULAR ULP	FLEET 1000
17/06/2026	-1.04	BP ROSEGARDEN	DISCOUNT	FLEET 1000
17/06/2026	0.83	WEX AUSTRALIA	TRANSACTION FEE	FLEET 1000
24/06/2026	1.19	BP ROSEGARDEN	SURCHARGE	FLEET 1000
24/06/2026	74.91	BP ROSEGARDEN	REGULAR ULP	FLEET 1000
24/06/2026	-0.88	BP ROSEGARDEN	DISCOUNT	FLEET 1000
24/06/2026	0.83	WEX AUSTRALIA	TRANSACTION FEE	FLEET 1000
2/07/2026	90.30	BP ROSEGARDEN	REGULAR ULP	FLEET 1000
2/07/2026	0.83	BP ROSEGARDEN	DISCOUNT	FLEET 1000
7/06/2026	75.87	BP ROSEGARDEN	REGULAR ULP	FLEET 1000
7/06/2026	0.83	WEX AUSTRALIA	TRANSACTION FEE	FLEET 1000
8/07/2026	3.58	WEX AUSTRALIA	MANAGEMENT FEE	FLEET 1000
10/06/2026	73.15	AMPOL	REGULAR ULP	FLEET 1388
10/06/2026	0.83	WEX AUSTRALIA	TRANSACTION FEE	FLEET 1388
6/07/2026	58.85	AMPOL	REGULAR ULP	FLEET 1388
6/07/2026	0.83	WEX AUSTRALIA	SURCHARGE	FLEET 1388
8/07/2026	3.58	WEX AUSTRALIA	MANAGEMENT FEE	FLEET 1388
15/06/2026	91.76	AMPOL	REGULAR ULP	FLEET 1385
15/06/2026	0.83	WEX AUSTRALIA	TRANSACTION FEE	FLEET 1385
19/06/2026	9.08	WEX AUSTRALIA	ROADSIDE ASSIST	FLEET 1385
20/06/2026	82.96	AMPOL	REGULAR ULP	FLEET 1385
20/06/2026	0.83	WEX AUSTRALIA	TRANSACTION FEE	FLEET 1385
3/07/2026	94.06	AMPOL	REGULAR ULP	FLEET 1385
3/07/2026	0.83	WEX AUSTRALIA	TRANSACTION FEE	FLEET 1385
8/07/2026	3.58	WEX AUSTRALIA	MANAGEMENT FEE	FLEET 1385
15/06/2026	2.44	BP ROSEGARDEN	SURCHARGE	FLEET 616
15/06/2026	153.02	BP ROSEGARDEN	ULS DIESEL	FLEET 616
15/06/2026	-1.49	BP ROSEGARDEN	DISCOUNT	FLEET 616
15/06/2026	0.83	WEX AUSTRALIA	TRANSACTION FEE	FLEET 616
15/06/2026	9.08	WEX AUSTRALIA	ROADSIDE ASSIST	FLEET 616
8/07/2026	3.58	WEX AUSTRALIA	MANAGEMENT FEE	FLEET 616
10/06/2026	9.08	WEX AUSTRALIA	ROADSIDE ASSIST	FLEET 109
11/06/2026	3.68	BP ROSEGARDEN	SURCHARGE	FLEET 109
11/06/2026	230.27	BP ROSEGARDEN	ULS DIESEL	FLEET 109
11/06/2026	-2.22	BP ROSEGARDEN	DISCOUNT	FLEET 109
11/06/2026	0.83	WEX AUSTRALIA	TRANSACTION FEE	FLEET 109
23/06/2026	3.70	BP ROSEGARDEN	SURCHARGE	FLEET 109
23/06/2026	231.38	BP ROSEGARDEN	ULS DIESEL	FLEET 109
23/06/2026	-2.36	BP ROSEGARDEN	DISCOUNT	FLEET 109
23/06/2026	0.83	WEX AUSTRALIA	TRANSACTION FEE	FLEET 109
6/07/2026	3.59	BP ROSEGARDEN	SURCHARGE	FLEET 109
6/07/2026	224.38	BP ROSEGARDEN	ULS DIESEL	FLEET 109
6/07/2026	-2.31	BP ROSEGARDEN	DISCOUNT	FLEET 109
6/07/2026	0.83	WEX AUSTRALIA	TRANSACTION FEE	FLEET 109
8/07/2026	3.58	WEX AUSTRALIA	MANAGEMENT FEE	FLEET 109
10/06/2026	9.08	WEX AUSTRALIA	ROADSIDE ASSIST	FLEET 113
24/06/2026	1.97	BP ROSEGARDEN	SURCHARGE	FLEET 113
24/06/2026	123.21	BP ROSEGARDEN	ULS DIESEL	FLEET 113
24/06/2026	-1.30	BP ROSEGARDEN	DISCOUNT	FLEET 113
24/06/2026	0.83	WEX AUSTRALIA	TRANSACTION FEE	FLEET 113
8/07/2026	3.58	WEX AUSTRALIA	MANAGEMENT FEE	FLEET 113
18/06/2026	9.08	WEX AUSTRALIA	ROADSIDE ASSIST	FLEET 191
19/06/2026	2.36	BP ROSEGARDEN	SURCHARGE	FLEET 191
19/06/2026	147.51	BP ROSEGARDEN	ULS DIESEL	FLEET 191
19/06/2026	-1.48	BP ROSEGARDEN	DISCOUNT	FLEET 191
19/06/2026	0.83	WEX AUSTRALIA	TRANSACTION FEE	FLEET 191
8/07/2026	3.58	WEX AUSTRALIA	MANAGEMENT FEE	FLEET 191
10/06/2026	9.08	WEX AUSTRALIA	ROADSIDE ASSIST	FLEET 136
11/06/2026	2.20	BP ROSEGARDEN	SURCHARGE	FLEET 136
11/06/2026	137.90	BP ROSEGARDEN	ULS DIESEL	FLEET 136
11/06/2026	-1.33	BP ROSEGARDEN	DISCOUNT	FLEET 136
11/06/2026	0.83	WEX AUSTRALIA	TRANSACTION FEE	FLEET 136
19/06/2026	2.24	BP ROSEGARDEN	SURCHARGE	FLEET 136
19/06/2026	140.21	BP ROSEGARDEN	DIESEL	FLEET 136
19/06/2026	-1.40	BP ROSEGARDEN	DISCOUNT	FLEET 136
19/06/2026	0.83	WEX AUSTRALIA	TRANSACTION FEE	FLEET 136
29/06/2026	2.01	BP ROSEGARDEN	SURCHARGE	FLEET 136
29/06/2026	126.02	BP ROSEGARDEN	ULS DIESEL	FLEET 136
29/06/2026	-1.40	BP ROSEGARDEN	DISCOUNT	FLEET 136
29/06/2026	0.83	WEX AUSTRALIA	TRANSACTION FEE	FLEET 136
7/07/2026	2.11	BP ROSEGARDEN	SURCHARGE	FLEET 136
7/07/2026	132.08	BP ROSEGARDEN	DIESEL	FLEET 136

Transaction Date	Amount	Merchant Name	Card Description	Product Name
11/06/2026	9.08	WEX AUSTRALIA	ROADSIDE ASSIST	FLEET 106
11/06/2026	1.87	BP ROSEGARDEN	SURCHARGE	FLEET 106
7/07/2026	-1.35	BP ROSEGARDEN	DISCOUNT	FLEET 136
7/07/2026	0.83	WEX AUSTRALIA	TRANSACTION FEE	FLEET 136
8/07/2026	3.58	WEX AUSTRALIA	MANAGEMENT FEE	FLEET 136
9/06/2026	1.16	WEX AUSTRALIA	SURCHARGE	FLEET 100
9/06/2026	72.63	REDDY	DIESEL	FLEET 100
9/06/2026	-0.69	BP ROSEGARDEN	DISCOUNT	FLEET 100
9/06/2026	0.83	WEX AUSTRALIA	TRANSACTION FEE	FLEET 100
12/06/2026	1.17	BP ROSEGARDEN	SURCHARGE	FLEET 100
12/06/2026	73.34	BP ROSEGARDEN	DIESEL	FLEET 100
12/06/2026	-0.71	BP ROSEGARDEN	DISCOUNT	FLEET 100
12/06/2026	0.83	WEX AUSTRALIA	TRANSACTION FEE	FLEET 100
18/06/2026	1.19	BP ROSEGARDEN	SURCHARGE	FLEET 100
18/06/2026	74.80	BP ROSEGARDEN	DIESEL	FLEET 100
18/06/2026	-0.75	BP ROSEGARDEN	DISCOUNT	FLEET 100
18/06/2026	0.83	WEX AUSTRALIA	TRANSACTION FEE	FLEET 100
8/07/2026	3.58	WEX AUSTRALIA	MANAGEMENT FEE	FLEET 136
12/06/2026	3.85	BP ROSEGARDEN	SURCHARGE	FLEET 500
12/06/2026	240.80	BP ROSEGARDEN	ULS DIESEL	FLEET 500
12/06/2026	-2.34	BP ROSEGARDEN	DISCOUNT	FLEET 500
12/06/2026	0.83	WEX AUSTRALIA	TRANSACTION FEE	FLEET 500
23/06/2026	4.28	BP ROSEGARDEN	SURCHARGE	FLEET 500
23/06/2026	267.60	BP ROSEGARDEN	ULS DIESEL	FLEET 500
23/06/2026	-2.73	BP ROSEGARDEN	DISCOUNT	FLEET 500
23/06/2026	0.83	WEX AUSTRALIA	TRANSACTION FEE	FLEET 500
8/07/2026	3.58	WEX AUSTRALIA	MANAGEMENT FEE	FLEET 500
10/06/2026	9.08	WEX AUSTRALIA	ROADSIDE ASSIST	FLEET 1372
8/07/2026	3.58	WEX AUSTRALIA	MANAGEMENT FEE	FLEET 1372
18/06/2026	1.11	BP ROSEGARDEN	SURCHARGE	FLEET 701
18/06/2026	69.67	BP ROSEGARDEN	ULS DIESEL	FLEET 701
18/06/2026	-0.70	BP ROSEGARDEN	DISCOUNT	FLEET 701
18/06/2026	0.83	WEX AUSTRALIA	TRANSACTION FEE	FLEET 701
23/06/2026	1.13	BP ROSEGARDEN	SURCHARGE	FLEET 701
23/06/2026	70.88	BP ROSEGARDEN	ULS DIESEL	FLEET 701
23/06/2026	-0.72	BP ROSEGARDEN	DISCOUNT	FLEET 701
23/06/2026	0.83	WEX AUSTRALIA	TRANSACTION FEE	FLEET 701
24/06/2026	1.08	BP ROSEGARDEN	SURCHARGE	FLEET 701
24/06/2026	67.97	BP ROSEGARDEN	ULS DIESEL	FLEET 701
24/06/2026	-0.72	BP ROSEGARDEN	DISCOUNT	FLEET 701
24/06/2026	0.83	WEX AUSTRALIA	TRANSACTION FEE	FLEET 701
24/06/2026	1.02	BP ROSEGARDEN	SURCHARGE	FLEET 701
24/06/2026	64.09	BP ROSEGARDEN	ULS DIESEL	FLEET 701
24/06/2026	-0.67	BP ROSEGARDEN	DISCOUNT	FLEET 701
24/06/2026	0.83	WEX AUSTRALIA	TRANSACTION FEE	FLEET 701
29/06/2026	1.02	BP ROSEGARDEN	SURCHARGE	FLEET 701
29/06/2026	63.76	BP ROSEGARDEN	ULS DIESEL	FLEET 701
29/06/2026	-0.71	BP ROSEGARDEN	DISCOUNT	FLEET 701
29/06/2026	0.83	WEX AUSTRALIA	TRANSACTION FEE	FLEET 701
6/07/2026	1.11	BP ROSEGARDEN	SURCHARGE	FLEET 701
6/07/2026	69.44	BP ROSEGARDEN	ULS DIESEL	FLEET 701
6/07/2026	-0.72	BP ROSEGARDEN	DISCOUNT	FLEET 701
6/07/2026	0.83	WEX AUSTRALIA	TRANSACTION FEE	FLEET 701
6/07/2026	1.11	BP ROSEGARDEN	SURCHARGE	FLEET 701
6/07/2026	69.75	BP ROSEGARDEN	ULS DIESEL	FLEET 701
6/07/2026	-0.72	BP ROSEGARDEN	DISCOUNT	FLEET 701
6/07/2026	0.83	WEX AUSTRALIA	TRANSACTION FEE	FLEET 701
8/07/2026	3.58	WEX AUSTRALIA	MANAGEMENT FEE	FLEET 701
29/06/2026	1.81	BP ROSEGARDEN	SURCHARGE	FLEET 646
29/06/2026	113.73	BP ROSEGARDEN	ULS DIESEL	FLEET 646
29/06/2026	-1.26	BP ROSEGARDEN	DISCOUNT	FLEET 646
8/07/2026	0.83	WEX AUSTRALIA	TRANSACTION FEE	FLEET 646
8/07/2026	3.58	WEX AUSTRALIA	MANAGEMENT FEE	FLEET 646
15/06/2026	1.20	BP ROSEGARDEN	SURCHARGE	FLEET 1386
15/06/2026	75.45	BP ROSEGARDEN	PREMIUM	FLEET 1386
15/06/2026	-0.83	BP ROSEGARDEN	DISCOUNT	FLEET 1386
15/06/2026	0.83	WEX AUSTRALIA	TRANSACTION FEE	FLEET 1386
19/06/2026	9.08	WEX AUSTRALIA	ROADSIDE ASSIST	FLEET 1386
24/06/2026	0.68	BP CONNECT	SURCHARGE	FLEET 1386
24/06/2026	43.00	BP ROSEGARDEN	CARWASH	FLEET 1386
24/06/2026	0.83	WEX AUSTRALIA	TRANSACTION FEE	FLEET 1386
8/07/2026	3.58	WEX AUSTRALIA	MANAGEMENT FEE	FLEET 1386
3/07/2026	1.52	BP ROSEGARDEN	SURCHARGE	FLEET 202
3/07/2026	95.22	BP ROSEGARDEN	ULS DIESEL	FLEET 202
3/07/2026	-0.98	BP ROSEGARDEN	DISCOUNT	FLEET 202
3/07/2026	0.83	WEX AUSTRALIA	TRANSACTION FEE	FLEET 202
8/07/2026	3.58	WEX AUSTRALIA	MANAGEMENT FEE	FLEET 202
8/07/2026	3.58	WEX AUSTRALIA	MANAGEMENT FEE	FLEET 111
10/06/2026	9.08	WEX AUSTRALIA	ROADSIDE ASSIST	FLEET 1002
12/06/2026	1.34	BP ROSEGARDEN	SURCHARGE	FLEET 1002
12/06/2026	84.00	BP ROSEGARDEN	REGULAR ULP	FLEET 1002
12/06/2026	-0.99	BP ROSEGARDEN	DISCOUNT	FLEET 1002

Transaction Date	Amount	Merchant Name	Card Description	Product Name
11/06/2026	9.08	WEX AUSTRALIA	ROADSIDE ASSIST	FLEET 106
11/06/2026	1.87	BP ROSEGARDEN	SURCHARGE	FLEET 106
12/06/2026	0.83	WEX AUSTRALIA	TRANSACTION FEE	FLEET 1002
19/06/2026	1.08	BP ROSEGARDEN	SURCHARGE	FLEET 1002
19/06/2026	67.74	BP ROSEGARDEN	REGULAR ULP	FLEET 1002
19/06/2026	-0.85	BP ROSEGARDEN	DISCOUNT	FLEET 1002
19/06/2026	0.83	WEX AUSTRALIA	TRANSACTION FEE	FLEET 1002
29/06/2026	1.23	BP ROSEGARDEN	SURCHARGE	FLEET 1002
29/06/2026	77.06	BP ROSEGARDEN	REGULAR ULP	FLEET 1002
29/06/2026	-1.01	BP ROSEGARDEN	DISCOUNT	FLEET 1002
29/06/2026	0.83	WEX AUSTRALIA	TRANSACTION FEE	FLEET 1002
3/07/2026	1.30	BP ROSEGARDEN	SURCHARGE	FLEET 1002
3/07/2026	81.48	BP ROSEGARDEN	REGULAR ULP	FLEET 1002
3/07/2026	-0.92	BP ROSEGARDEN	DISCOUNT	FLEET 1002
3/07/2026	0.83	WEX AUSTRALIA	TRANSACTION FEE	FLEET 1002
8/07/2026	3.58	WEX AUSTRALIA	MANAGEMENT FEE	FLEET 1002
16/06/2026	1.00	BP ROSEGARDEN	SURCHARGE	FLEET 1003
16/06/2026	62.52	BP ROSEGARDEN	REGULAR ULP	FLEET 1003
16/06/2026	-0.78	BP ROSEGARDEN	DISCOUNT	FLEET 1003
16/06/2026	0.83	WEX AUSTRALIA	TRANSACTION FEE	FLEET 1003
28/06/2026	58.98	REDDY	REGULAR ULP	FLEET 1003
28/06/2026	0.83	WEX AUSTRALIA	TRANSACTION FEE	FLEET 1003
8/07/2026	3.58	WEX AUSTRALIA	MANAGEMENT FEE	FLEET 1382
12/06/2026	61.05	EG FUELCO	REGULAR ULP	FLEET 1382
12/06/2026	0.83	WEX AUSTRALIA	TRANSACTION FEE	FLEET 1382
18/06/2026	9.08	WEX AUSTRALIA	ROADSIDE ASSIST	FLEET 1382
18/06/2026	73.06	EG FUELCO	REGULAR ULP	FLEET 1382
24/06/2026	0.83	WEX AUSTRALIA	TRANSACTION FEE	FLEET 1382
24/06/2026	78.33	EG FUELCO	REGULAR ULP	FLEET 1382
6/07/2026	0.83	WEX AUSTRALIA	TRANSACTION FEE	FLEET 1382
6/07/2026	60.80	AMPOL	REGULAR ULP	FLEET 1382
6/07/2026	0.83	WEX AUSTRALIA	TRANSACTION FEE	FLEET 1382
8/07/2026	3.58	WEX AUSTRALIA	MANAGEMENT FEE	FLEET 1382
8/07/2026	8.00	WEX AUSTRALIA	NEW CARD	FLEET 102
8/07/2026	3.58	WEX AUSTRALIA	MANAGEMENT FEE	FLEET 102
8/07/2026	8.00	WEX AUSTRALIA	NEW CARD	FLEET 103
8/07/2026	3.58	WEX AUSTRALIA	MANAGEMENT FEE	FLEET 103
12/06/2026	48.43	AMPOL	REGULAR ULP	FLEET 1004
12/06/2026	0.83	WEX AUSTRALIA	TRANSACTION FEE	FLEET 1004
18/06/2026	0.67	BP ROSEGARDEN	SURCHARGE	FLEET 1004
18/06/2026	41.98	BP ROSEGARDEN	REGULAR ULP	FLEET 1004
18/06/2026	-0.49	WEX AUSTRALIA	DISCOUNT	FLEET 1004
18/06/2026	0.83	BP ROSEGARDEN	TRANSACTION FEE	FLEET 1004
8/07/2026	3.58	BP ROSEGARDEN	MANAGEMENT FEE	FLEET 1004
29/06/2026	0.61	BP ROSEGARDEN	SURCHARGE	FLEET 301
29/06/2026	38.17	BP ROSEGARDEN	ULS DIESEL	FLEET 301
29/06/2026	-0.42	BP ROSEGARDEN	DISCOUNT	FLEET 301
29/06/2026	0.83	WEX AUSTRALIA	TRANSACTION FEE	FLEET 301
2/07/2026	0.76	BP ROSEGARDEN	SURCHARGE	FLEET 301
2/07/2026	47.95	BP ROSEGARDEN	ULS DIESEL	FLEET 301
2/07/2026	-0.48	BP ROSEGARDEN	DISCOUNT	FLEET 301
2/07/2026	0.83	WEX AUSTRALIA	TRANSACTION FEE	FLEET 301
8/07/2026	3.58	WEX AUSTRALIA	MANAGEMENT FEE	FLEET 301
8/07/2026	3.58	WEX AUSTRALIA	MANAGEMENT FEE	FLEET 115
19/06/2026	1.11	BP ROSEGARDEN	SURCHARGE	FLEET 101
19/06/2026	69.83	BP ROSEGARDEN	ULS DIESEL	FLEET 101
19/06/2026	-0.70	BP ROSEGARDEN	DISCOUNT	FLEET 101
19/06/2026	0.83	WEX AUSTRALIA	TRANSACTION FEE	FLEET 101
29/06/2026	1.05	BP ROSEGARDEN	SURCHARGE	FLEET 101
29/06/2026	66.10	BP ROSEGARDEN	ULS DIESEL	FLEET 101
29/06/2026	-0.73	BP ROSEGARDEN	DISCOUNT	FLEET 101
29/06/2026	0.83	WEX AUSTRALIA	TRANSACTION FEE	FLEET 101
2/07/2026	1.09	BP ROSEGARDEN	SURCHARGE	FLEET 101
2/07/2026	68.51	BP ROSEGARDEN	ULS DIESEL	FLEET 101
2/07/2026	-0.69	BP ROSEGARDEN	DISCOUNT	FLEET 101
2/07/2026	0.83	WEX AUSTRALIA	TRANSACTION FEE	FLEET 101
8/07/2026	3.58	WEX AUSTRALIA	MANAGEMENT FEE	FLEET 101
12/06/2026	0.94	BP ROSEGARDEN	SURCHARGE	FLEET 300
12/06/2026	58.95	BP ROSEGARDEN	ULS DIESEL	FLEET 300
12/06/2026	-0.57	BP ROSEGARDEN	DISCOUNT	FLEET 300
12/06/2026	0.83	WEX AUSTRALIA	TRANSACTION FEE	FLEET 300
18/06/2026	0.79	BP ROSEGARDEN	SURCHARGE	FLEET 300
18/06/2026	49.76	BP ROSEGARDEN	ULS DIESEL	FLEET 300
18/06/2026	-0.50	BP ROSEGARDEN	DISCOUNT	FLEET 300
18/06/2026	0.83	WEX AUSTRALIA	TRANSACTION FEE	FLEET 300
8/07/2026	3.58	WEX AUSTRALIA	MANAGEMENT FEE	FLEET 300
24/06/2026	1.41	BP ROSEGARDEN	SURCHARGE	FLEET 880
24/06/2026	88.25	BP ROSEGARDEN	ULS DIESEL	FLEET 880
24/06/2026	-0.93	BP ROSEGARDEN	DISCOUNT	FLEET 880
24/06/2026	0.83	WEX AUSTRALIA	TRANSACTION FEE	FLEET 880
6/07/2026	1.59	BP ROSEGARDEN	SURCHARGE	FLEET 880
6/07/2026	99.80	BP ROSEGARDEN	ULS DIESEL	FLEET 880

Transaction Date	Amount	Merchant Name	Card Description	Product Name
11/06/2026	9.08	WEX AUSTRALIA	ROADSIDE ASSIST	FLEET 106
11/06/2026	1.87	BP ROSEGARDEN	SURCHARGE	FLEET 106
6/07/2026	-1.03	BP ROSEGARDEN	DISCOUNT	FLEET 880
6/07/2026	0.83	WEX AUSTRALIA	TRANSACTION FEE	FLEET 880
8/07/2026	3.58	WEX AUSTRALIA	MANAGEMENT FEE	FLEET 880
	$ 12,097.61			

City of Nedlands - Purchasing & Credit Card Payments

For the Period 28 April 2026 to 27 May 2026

Date	Supplier	Description	AUD	Comment
27/07/2026	CARD FEE	CARD FEE	5.00	
27/07/2026	CARD FEE	CARD FEE	5.00	
2/07/2026	FLOWERS IN WONDERLAND	Other - staff Condolences	115.00	
3/07/2026	PAYPAL	Local studies genealogy subscription	2282.76	
3/07/2026	PAYPAL	Local studies genealogy subscription	68.48	
4/07/2026	Nespresso Australia	Consumables	400.00	
4/07/2026	Nespresso Australia	Consumables	169.88	
27/07/2026	CARD FEE	CARD FEE	5.00	
21/07/2026	TRANSPORT WA PERTH	Registration of vehicle	89.05	
27/07/2026	CARD FEE	CARD FEE	5.00	
2/07/2026	SP 166 RAILWAY PARADE	Parking at WALGA to attend employment law essentials course	14.14	
8/07/2026	LinkedIn Recruiter P30483	Recruiter Lite LinkedIn monthly subscription	224.99	
14/07/2026	COLES 0299	Council catering	178.65	
21/07/2026	HANDWORKS O/T	Medical expenses - injury	315.30	
21/07/2026	HANDWORKS O/T	Medical expenses - injury	421.80	
27/07/2026	CARD FEE	CARD FEE	5.00	
1/07/2026	Google Workspace Nedlands	Google Workspace-Comms online streaming	46.20	
9/07/2026	MICROSOFT#G170065665	MS Azure storage	608.19	
9/07/2026	MICROSOFT#G169336153	MS Azure storage	84.19	
13/07/2026	Intuit	Mailchimp Survey Tools	108.75	
27/07/2026	CARD FEE	CARD FEE	5.00	
27/07/2026	CARD FEE	CARD FEE	5.00	
27/07/2026	CARD FEE	CARD FEE	5.00	
27/07/2026	CARD FEE	CARD FEE	5.00	
27/07/2026	CARD FEE	CARD FEE	5.00	
24/06/2026	BUNNINGS 483000	Scoreboard materials	150.46	
30/06/2026	BUNNINGS 483000	Table tennis table repairs	54.89	
1/07/2026	BUNNINGS 483000	Lecturn repairs	48.78	
1/07/2026	BUNNINGS 309000	Lecturn repairs	8.72	
6/07/2026	BUNNINGS 483000	Allen Park toilet repairs	99.71	
9/07/2026	BUNNINGS 483000	Scoreboard materials	46.18	
23/07/2026	BUNNINGS 309000	Dalkeith hall concertina door repairs	75.58	
27/07/2026	CARD FEE	CARD FEE	5.00	
6/07/2026	BUNNINGS 456000	Mechanical fixings	147.27	
27/07/2026	CARD FEE	CARD FEE	5.00	
9/07/2026	Batteryworld Claremont	Battery for Tracker- Irrigation use	46.60	
17/07/2026	AUTOBARN INNALOO	Autobarn L plates for training	12.78	
21/07/2026	DEPARTMENT OF LOCAL GO	Update forklift high-risk license	44.00	
27/07/2026	CARD FEE	CARD FEE	5.00	
27/07/2026	CARD FEE	CARD FEE	5.00	
27/07/2026	CARD FEE	CARD FEE	5.00	
27/07/2026	CARD FEE	CARD FEE	5.00	
25/06/2026	RROOSTER PEPPERMINT	Staff Catering	199.50	
25/06/2026	RROOSTER PEPPERMINT	Staff Catering	398.75	
2/07/2026	TICKETS*ALLIES FOR	Allies for Nature Breakfast	85.00	
2/07/2026	TICKETS*ALLIES FOR	Allies for Nature Breakfast	85.00	
2/07/2026	TICKETS*ALLIES FOR	Allies for Nature Breakfast	85.00	
3/07/2026	COLES 0299	Councillor Catering	160.45	
27/07/2026	CARD FEE	CARD FEE	5.00	
27/07/2026		Card refund	-15.05	Remaining Credit previous refund
			$ 6,946.00	

16.2 Percent for Public Art contribution for Nedlands Reserve

,

Report Number	**PCD25.09.26**
Applicant	City of Nedlands
Disclosure of Interest	Nil
Voting Requirements	Simple Majority
Authority/Discretion	Advocacy
Contributing Officers	Lisa Macfarlane Reid - Manager Community Development Emille van Heyningen – Manager Urban Planning and Development
Responsible Officer	Lisa Macfarlane Reid - Manager Community Development
Director	Noelene Jennings - Acting Director City Performance and Community Development
Attachments	1. HU NEDLANDS RESERVE PUBLIC ART PLAN July 2026 [**16.2.1**]

Purpose

The purpose of this report is to seek Council's decision on a proposed variation to the percent for art contribution in accordance with the City's Local Planning Policy 7.9 - Percent for Art (LPP 7.9), for the Nedlands Reserve Development on Smyth Road.

Officer Recommendation and Council Decision

That Council

1) **APPLIES Local Planning Policy 7.9 - Percent for Art requirement for a 1% contribution to the first development site, Lot 82 which is the lowest value of the 4 sites, and would thus not be subject to a discount according to the reasoning that other LGA's provide scaling for large scale projects;**
2) **REQUESTS the CEO undertakes a review of Local Planning Policy 7.9 at the two-year anniversary of the policy, in April 2027.**
    a. **The reviewed policy to be applied to the remaining three sites at Nedlands Reserve, Lot 80, Lot 83 and Lot 84, all of which have the higher values that other LGA's assess when considering scaling for percent for art contributions.**

Moved: **Cr Rachel Kristensen** **Seconded:** **Mayor Leonie Browner**

CARRIED UNANIMOUSLY 9-0

For: **Mayor Leonie Browner, Cr Jenny Mathews, Cr Eliza Clapin, Cr Julian Coleman, Cr Rebecca Anne Coghlan, Cr Rachel Kristensen, Cr Stephen Kobelke, Cr Charles Pan and Cr Glenn Ruscoe**

Against: **Nil**

Background

Nedlands Reserve is the first major development within the City that is required to deliver public art as part of LPP 7.9, which was adopted by Council in April 2025.

LPP 7.9 requires that the art value percentage is to be set at 1% of the estimated cost of development for developments over $2 Million. The Policy does not apply to Single Houses or wholly residential developments containing fewer than 10 dwellings. As a result, significant portions of the broader Nedlands Reserve precinct, including areas intended for single residential dwellings, are not included in the calculation of the public art contribution.

Nedlands Reserve is a development with multiple sites being delivered by developer Human Urban (H-U), with a current estimated construction cost of $456 Million for the whole precinct. The final construction cost for each site will be assessed at time of commencement.

The developer H-U and their public art consultant, Art Theory, have met with the administration to discuss their proposed approach to public art, represented in a Public Art Plan for the whole development, see Attachment 1. H-U have requested a reduction in the percent for art contribution, down from 1% to 0.75%. The developer's justification for the proposed reduction includes:

1) The proposed contribution rate of 0.75% of construction cost will generate an estimated $3.4 million public art budget across the four development sites, representing a significant investment in public art and place-making outcomes for the City. This will be delivered through a coordinated precinct-wide strategy under consistent curatorial oversight, this funding level will deliver a high-quality, cohesive and enduring public art program integrated throughout the precinct.

2) This principle is recognised in a number of local government public art policies, which apply a sliding scale contribution model that reduces the effective contribution rate for larger developments. Under those policies, projects of this scale would attract a contribution of approximately $3.2 million, reflecting the recognition that public art expenditure reaches a practical plateau as project values increase. The proposed $3.4 million for Nedlands Reserve delivers above this benchmarking.

3) H-U is fully supportive of delivering a significant public art outcome across the precinct. Rather than isolated public art projects for each development which may result in an incongruous public art collection, H-U has worked with a public art firm to develop a wholistic approach to public art across the public open spaces within the Nedlands Reserve. This is represented in Attachment 1, the developer's Public Art Plan. The developer has reasoned that this approach will deliver value for money, with a unified vision for the space, all within the 0.75% proposed contribution.

.

The public art is proposed to be delivered in a staged approach over the 7 – 10 years of the development. Public Art projects will be linked to each of the four significant lot

developments within Nedlands Reserve. It is anticipated that costs will escalate over the life of the development stages and the below amounts will increase according to inflation.

Table 1 below outlines the proposed reduced public art contributions allocated to each of the four sites within Nedlands Reserve, which have been prepared for H-U:

Site	Construction Cost (Estimate)	1% Contribution	0.75% Contribution
Lot 80	$206,170,390	$2,061,704	$1,546,278
Lot 82	$44,224,020	$442,240	$331,680
Lot 83	$87,863,450	$878,635	$658,976
Lot 84 Day Hospital (Aegis)	$118,224,000	$1,182,240	$886,680
Total	**$456,481,860**	**$4,564,819**	**$3,423,614**

The Public Art Plan for the precinct proposes public art in the public realm of Nedlands Reserve, not just on private land. Public art within the public realm is handed over to the City at the completion of the development, becoming a City owned and maintained asset. To ensure that the public art meets the City's policy requirements and strategic outcomes, all public art projects within the public realm are subject to review by the City. This review takes place at key milestones of the commissioning process: developing project brief, artist shortlisting and final artwork selection. Having City overview of the public art approvals for public realm artworks ensures the City receives high-quality public art with low maintenance.

The application of Percent for Art policies varies across metropolitan local governments. While a 1% public art contribution is common, some local governments apply contribution caps or sliding scale arrangements for larger developments. LPP 7.9 does not contain a cap, sliding scale or alternative mechanism for large-scale developments.

Consultation

The developer H-U and their public art consultant have met with Administration to discuss their proposed approach to public art, represented in a Public Art Plan for the whole development, see Attachment 1. The Executive Leadership team and Elected members have been briefed on the proposed discount for the Nedlands Reserve Public Art Contribution.

Strategic Implications

This item is strategically aligned to the City of Nedlands Council Plan 2023-33 vision and desired outcomes as follows:

Vision: Sustainable and responsible for a bright future

People
1. Art, culture and heritage are valued and celebrated.

Place
7. Attractive and welcoming places.

Financial Implications

The proposed variation from 1% to 0.75% would reduce the estimated public art contribution by $1.14 million from approximately $4.56 million to $3.42 million based on current construction cost estimates. Given that development is anticipated to occur over a period of 7-10 years, actual construction costs and corresponding public art contributions may increase significantly over time.

Public art contributions delivered by the developer within the public domain of Nedlands Reserve will ultimately be handed over to the City as assets for the City to maintain, which would have financial implications for the City. Public Art is considered a value adding asset that benefits the whole community, adding amenity to the public realm. The cost to maintain the public art assets is considered to be offset by the residential rates income that results from the increased ratepayer base at the development.

To ensure that public art handed over to the City is a robust asset, administration is involved in key milestones of the public art selection and procurement process. This ensures the City receives public art with minimum maintenance requirements and maximum lifespan.

Legislative and Policy Compliance

This item relates to LPP 7.9 and a variation in the percentage contribution requires Council approval.

Risk Considerations

Risk Category	Risk Rating	Comment on Risk
Financial	Moderate	Reducing the % for Art Contribution for all four of the Nedlands Reserve developments may open the City to future proposals to reduce public art contributions. The Policy is relatively new and amending the terms of the policy without first enforcing it would be irregular.

Analysis and Conclusion

Nedlands Reserve represents the first major development where LPP 7.9 is applied to a large-scale precinct development involving multiple future development stages. The developer H-U has proposed a reduced percent for art contribution and to support this proposal, has engaged a public art firm to develop a precinct-wide Public Art Plan. They have cited rising development costs, a commitment to delivering a whole precinct vision and benchmarking with other local governments as reasoning for their proposed discount to the public art contribution.

The proposed public art is intended to be delivered predominantly in the public realm and would become City-owned assets following completion of the development. Administration will continue be involved in the assessment and selection stages for each public art project within Nedlands Reserve to ensure they meet the City's policy and strategic objectives.

A key consideration for Council is to consider that the proposed development is substantially larger than developments typically encountered within the City. The estimated development value of approximately $456 million is significantly above the value of developments generally anticipated when the policy was introduced.

While there is merit in a precinct wide approach to public art, the staging of developments and public art contributions will be spread over 10 years. There are many variables that may impact this largescale development over 10 years. An alternate approach to the developer's proposal of a blanket 0.25% reduction on public art contributions would be to consider the four sites separately. Under this approach, Council would enforce the policy contribution of 1% for the first and smallest of the development sites, Lot 82, which would allow the developer to commence with the DA for Lot 82 and keep development progressing. The percent for art contribution for the remaining three sites would then be deferred until the developer is ready to submit Development Applications. This approach would ensure the new policy is enforced and tested, without Council committing to a discount that will span 7-10 years.

As the LPP 7.9 has been in place for 17 months, it is recommended that the City undertakes a review of the policy. The remaining three sites would then be assessed at Development Application stage according to the terms of a reviewed policy.

The proposed variation to the % contribution presents a significant reduction in the public art contribution over the lifetime of the development and requires Council approval. Committing to a discount that will impact developments up to 10 years in the future carries some risk. An alternative approach would be to separate approvals for the initial site, Lot 82, which the developer is ready to commence, from the remaining three sites. Lot 82 construction cost is estimated at $44,224,020, with a 1% public art contribution of $442,240. This is below the threshold of the $500,000 discount on public art contribution provided by other local governments.

At this stage, taking a cautious approach to H-U's proposed discounted public art contributions would support Council's compliance with existing policy requirements, allow the developer to commence works on Lot 82 as part of the first Development Application, and provide time for Council to consider whether a review of the Percent

for Art Policy should include scaled contributions for larger developments, including the three remaining sites at Nedlands Reserve.

Alternatively, while Administration recommends adherence to LPP 7.9 and the full 1% public art contribution, Council retains discretion to approve the applicant's proposed 0.75% contribution where it considers the particular circumstances of the development justify a departure from the Policy and its objectives can still be achieved.

NEDLANDS RESERVE

2 — Art Theory is a full-service art consultancy helping to shape Perth precincts, parks and projects with meaningful art.

ACKNOWLEDGEMENT

Art Theory acknowledges and pays its respect to all Whadjuk Noongar people, past and present.

We recognise their enduring connection to the land on which we live and create, and are committed to learning about their stories and rich culture.

CONTENTS

Executive Summary	5
Vision and History	6
Objectives	7
Approach	9
Site Maps	11
Theme	15
Locations and Types	17
Budget	30
Next Steps	31

INTRODUCTION

The Nedlands Reserve Public Art Plan has been prepared by Art Theory, designed to act as a framework for the development of public art concepts to the site and forming an agreed direction between Human Urban & Authorities.

EXECUTIVE SUMMARY

- Public Art Plan prepared by art consultants Art Theory, designed to act as a precinct-wide framework for the development of public art to the project Nedlands Reserve
- Proposing a Public Art Contribution at a fixed rate of 0.75%, for the delivery of public art by Developer, with delivery of public artwork staged in alignment with the development of each lot; Lot 80, 82, 83 & 84
- Proposed zones are designed to encompass one (1) lot each as well as the shared public open space/s, to provide a balance of direction and options for both curation and artists concepts
- Detail on artwork location/s, type/s and media within each one will be addressed at artist briefing and concept phase, commences i.e. as the development of each lot gets underway
- Art Theory to act as public art consultants across all public art commissions to ensure cohesive curated outcomes
- Proposed curatorial theme for the site is 'Sanctuary', embracing the natural energy of Village Park as the heart of the precinct, and in sympathy with City's curatorial objectives
- All Artists to be professional with moral rights ensured
- All public art responses to be unique, site responsive, engaging & high quality, planned carefully in collaboration with architectural and landscape designers to align with the City's objectives and contribute to year round activation and increase access to arts and culture within site and surrounds
- Imagery of artworks featured in this document are indicative at this stage, intended to demonstrate the high-level direction and tone for public art
- Artwork scope, budgets and programme details included, acknowledging that concept and design development details will follow and may require further approvals

VISION AND HISTORY

The Nedlands Reserve Public Art Plan has been prepared for the site bordered by Monash Avenue, Smyth Road, Karella Street and Williams Road in Nedlands, by art consultants Art Theory.

VISION

To create a precinct-wide public art collection, of site responsive artworks, for the Nedlands Reserve development. Through considered curation, the art will add meaning and vibrancy, enriching the neighbourhood environment for local residents, visitors and the broader community alike.

HISTORY

Prior to European settlement, the site area was an area where Noongar family groups lived and moved through for over 50,000 years. They are the traditional landowners, keepers of knowledge, custodians and carers of this land and waterways.

The area was used as hunting grounds by Mooro Noongars, and several abundant water springs existed near what are now Archdeacon and Edward Streets.

The Aboriginal name for Pelican Point is Bootanup or Booriarup meaning place of the Xanthorrhoea (balga tree leaves) and was favoured for crabbing and prawning.

Nedlands is believed to have been named after Edward 'Ned' Bruce, the son of Colonel John Bruce who purchased 40 acres of land in the area in 1854.

The area is home to student accommodation linked to the prestigious University of WA, abundant offerings of hospitality and retail, much-loved green spaces such as the Peace Memorial Rose Garden, and important medical facilities The Lions Eye Institute, Sir Charles Gardiner Hospital, and Hollywood Private Hospital.

The proposed theme for public art curation aims to embrace this site's rich history of Noongar life as well as the encouraging of new future histories formed by those moving into the area, together aiming to enrich the much loved character of Nedlands further.

OBJECTIVES

The objectives in the 'Nedlands Reserve Public Art Plan' align with the Percent for Public Art Scheme, the City of Nedlands Planning Policy 7.9: Percent for Art, their Percent for Public Art Developer's Handbook and their Public Art Strategy.

Percent for Public Art Scheme

- Contribute to the social, economic and cultural fabric
- Help to make a vibrant, engaging and culturally rich place to live
- Improve the quality of the built environment and the value of public facilities; and
- Create new professional and economic opportunities for local artists & businesses

Local Planning Policy

1. To enhance community pride and identity while promoting cultural vibrancy through public art
2. To integrate public art into the built environment, improving the aesthetics and functionality of public spaces like streets and parks.
3. To ensure the artwork is accessible to a broad audience, allowing an opportunity for people to experience art in an engaging way.
4. To ensure public artworks have a tangible connection with WA, by supporting a WA artist and strengthening the local arts industry.

The Plan considers the City's five pillars of People, Planet, Place, Prosperity, and Performance, in particular 'People' and 'Place', with a focus on:

Outcome 1 - Ensuring art, culture and heritage are valued and celebrated

Outcome 6 - Encouraging sustainable population growth with responsible urban planning

Outcome 7 - Creating attractive and welcoming places

This Plan aims to also:

- Identify relevant themes from which public art will develop
- Identify various mediums for artists to utilise
- Guide the scope for each public art piece that will then inform separate briefs to artists
- Identify budget as it applies to each public art piece
- Examine the funding mechanism for each public art piece and timing for payment
- Outline the Programme for each public art piece and identify the project lead (i.e. Developer / City)

Art Theory identifies that the City of Nedlands requires Public Art proposals to address a mininum of three of the following selection criteria :

1. Sense of Place: The artwork should help create a sense of place and cultivate community pride and identity. The work's theme, concept or story should relate to the City of Nedlands or to the broader community in which the City is located.

2. Accessibility: The artwork should be accessible to a broad audience. It should provide an opportunity for people to experience art in an engaging way.

3. Relevance to WA: The work should have some connection with WA, which may be its connection to the City of Nedlands. Consideration may be given to the local benefit that derives from supporting a WA artist, by strengthening the local arts industry.

4. Artist's CV and Achievements: Consider the artist's CV, experience, exhibition history, achievements, awards and reputation as a professional artist. Consider whether the artist has specific experience in creating public artworks. Experienced public artists are likely to be aware of the safety, traffic, maintenance and durability requirements for public art.

5. Value for money: Purchase price of artwork; Cost of transport, installation, lighting and on-going maintenance; Likelihood of the artwork appreciating in future, based on artist's reputation and career trajectory.

OUTCOMES

CITY OF NEDLANDS

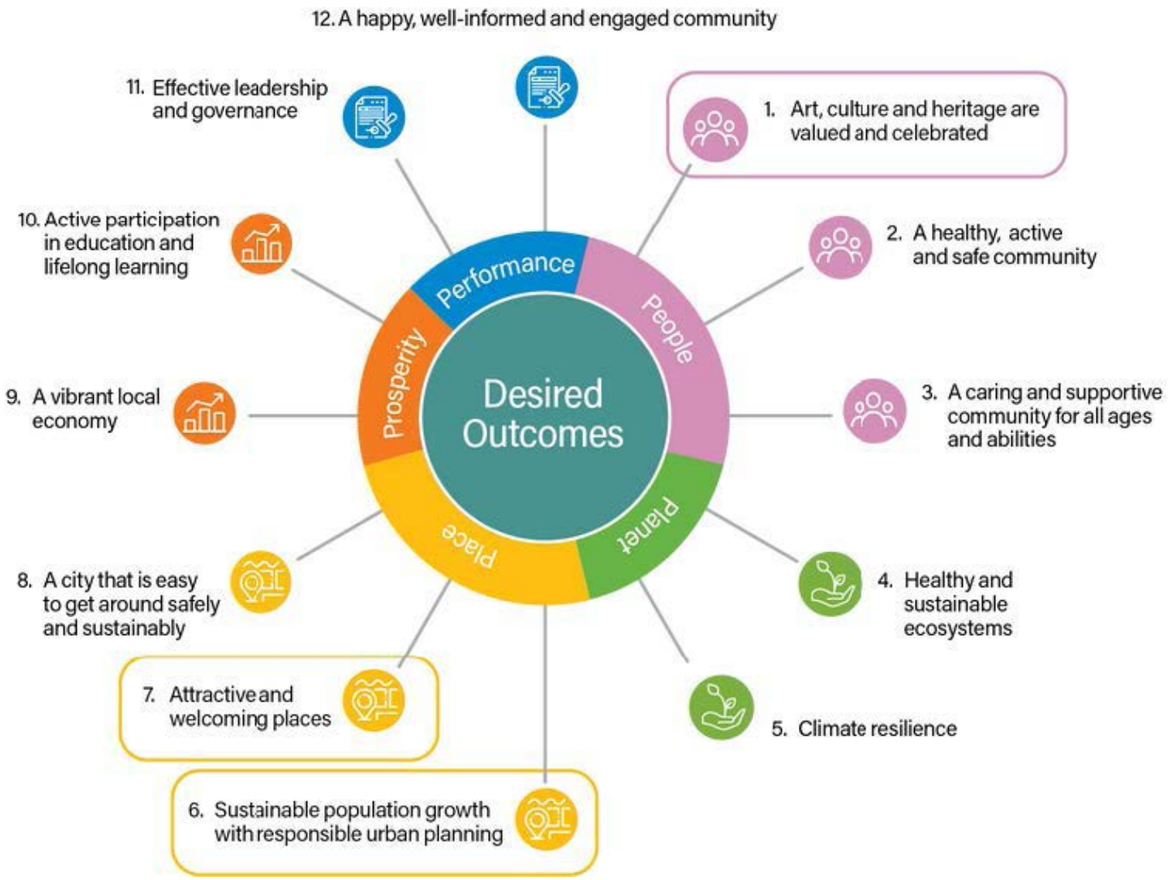

APPROACH

CONTRIBUTION

The proposed contribution percentage for Public Art to Nedlands Reserve is 0.75% .

This percentage, to each zone, would be applied the construction cost of the zone, at the time of its DA lodgement.

Of the calculated sum, a 90% portion of the 0.75% will be for the delivery of public art by Developer, with the remaining 10% portion to be paid in lieu to the City of Nedlands, to significantly support the City‘s own commissioning of public art in Nedlands.

STAGING & APPROVALS

We propose public art to be delivered progressively and in alignment with the each of the site‘s staged developments.

Human Urban and Art Theory are looking to achieve approval of this Public Art Plan, and, to ensure building permit/s can be issued without delay where relevant.

The following approach has been shaped to provide clarity and avoid any potential delays in the delivery of public art.

Upon receipt of an endorsement of this Plan, Art Theory will immediately commence next steps to work toward public art approvals for the first stage, Zone 2 (Lot 82). Zones 1 (Lot 80 & Corner Pocket), Zone 3 (Lot 83) and Zone 4 (Lot 84) to then follow in line with the development of each lot. Where multiple projects are in construction concurrently, a shared delivery approach may be adopted where practical.

PRECINCT WIDE APPROACH

To ensure alignment with the implementation of the Public Art Plan across the development site, Art Theory will be engaged and or consulted for all public art delivered in the precinct.

This approach will see considered responses to theme, artwork locations and the mix of types and media coordinated to deliver more than a series of individual works, rather a broader, higher quality outcomes for both the site and local community

PROCUREMENT

Art Theory is proposing the procurement methods of long and or short listing for public art works on public land, and short listing for any works within private landowner footprint.

All artists will be considered in reference to the City‘s public art selection criteria of Sense of Place, Accessibility, Artistic Achievement and Value for Money, with a focus on West Australian artists.

APPROVALS PROCESS

For each stage of the Nedlands Reserve development, and its associated public art zone, the public art process will follow the Public Art Workflow chart as outlined on the following page.

This chart illustrates the process that will be followed each time to obtain feedback, approvals and eventual Handover.

SELECTION PROCESS

Within the Public Art Workflow are three key points where a selection panel will be required. The Selection Panel, is proposed to consist of the below participants, each with proportional representation:

Developer / Client	Human Urban / Other
Art Consultant	Art Theory
Landscape / Architect	Plan E / Other
City of Nedlands	Public Arts Officer

This panel will adjourn for the following key project points of:

Shortlisting of Artists
Presentation / Review of Concepts
Final artwork selection

PUBLIC ART WORKFLOW

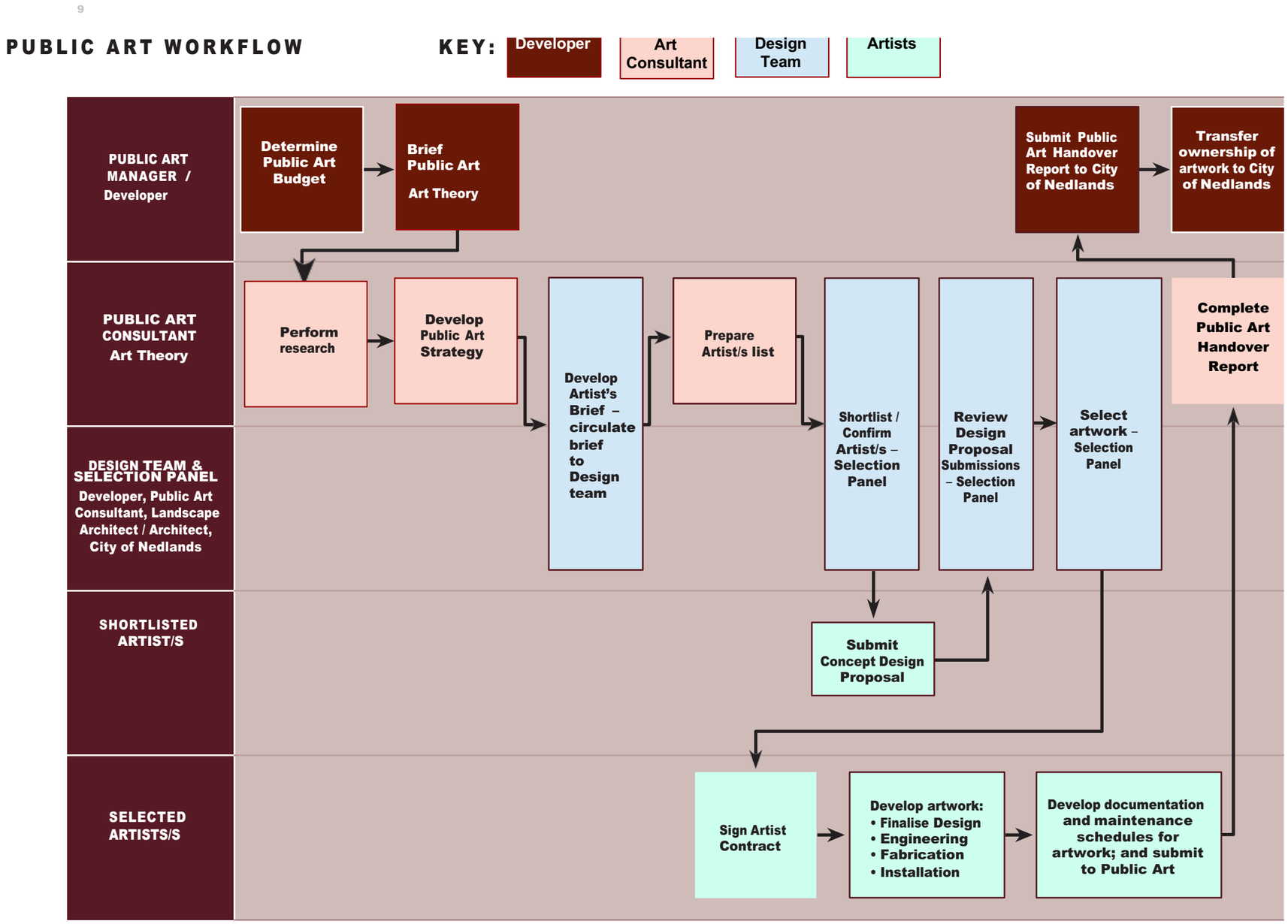

SITE SURROUNDS

SITE PLAN

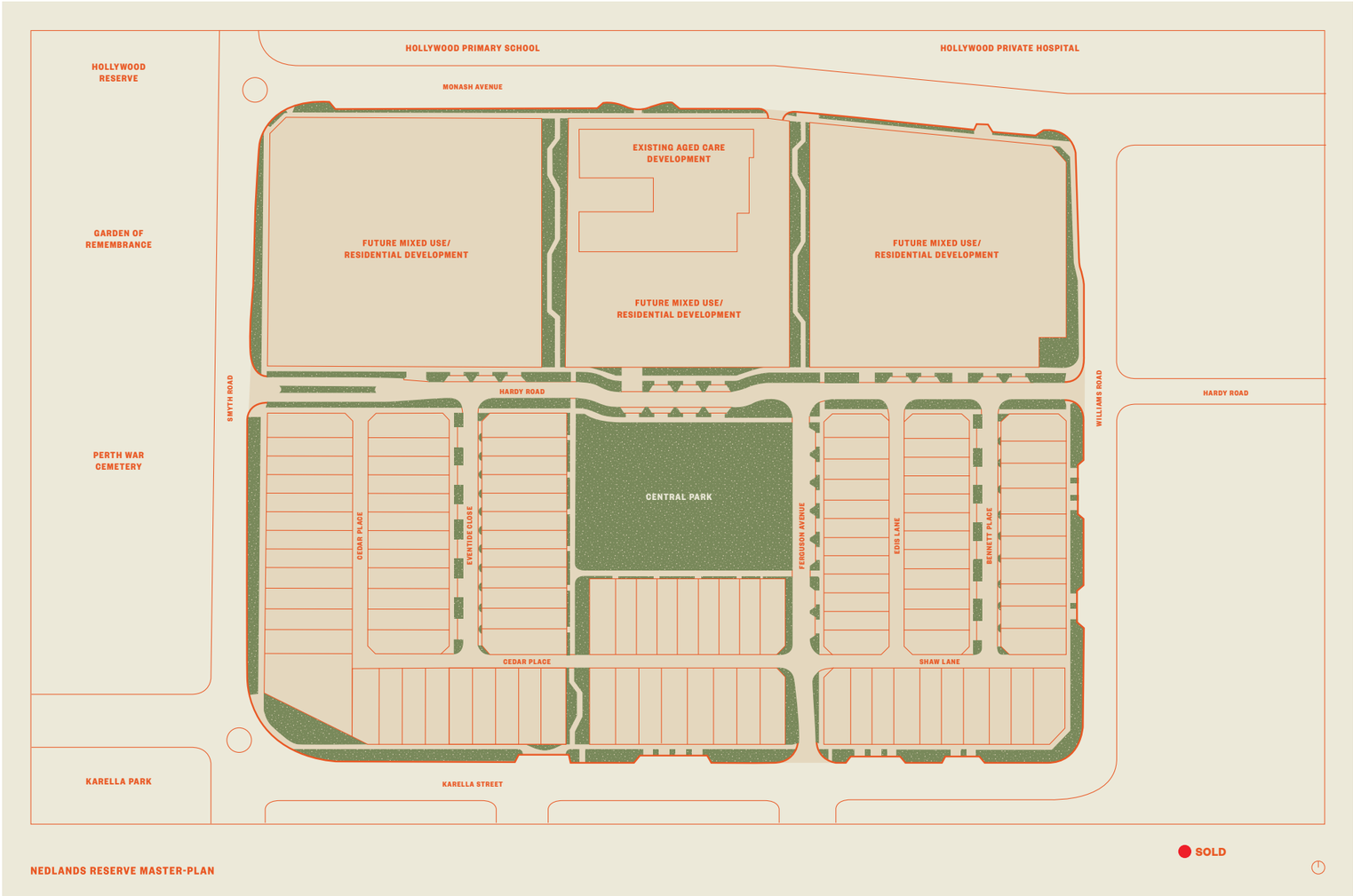
HOLLYWOOD RESERVE
HOLLYWOOD PRIMARY SCHOOL
HOLLYWOOD PRIVATE HOSPITAL
MONASH AVENUE
EXISTING AGED CARE DEVELOPMENT
GARDEN OF REMEMBRANCE
FUTURE MIXED USE/ RESIDENTIAL DEVELOPMENT
FUTURE MIXED USE/ RESIDENTIAL DEVELOPMENT
FUTURE MIXED USE/ RESIDENTIAL DEVELOPMENT
SMYTH ROAD
HARDY ROAD
WILLIAMS ROAD
HARDY ROAD
PERTH WAR CEMETERY
CENTRAL PARK
CEDAR PLACE
EVENTIDE CLOSE
FERGUSON AVENUE
EDIS LANE
BENNETT PLACE
CEDAR PLACE
SHAW LANE
KARELLA PARK
KARELLA STREET
SOLD
NEDLANDS RESERVE MASTER-PLAN

LANDSCAPE PLAN

LANDSCAPE PLAN

DETAIL (VILLAGE PARK)

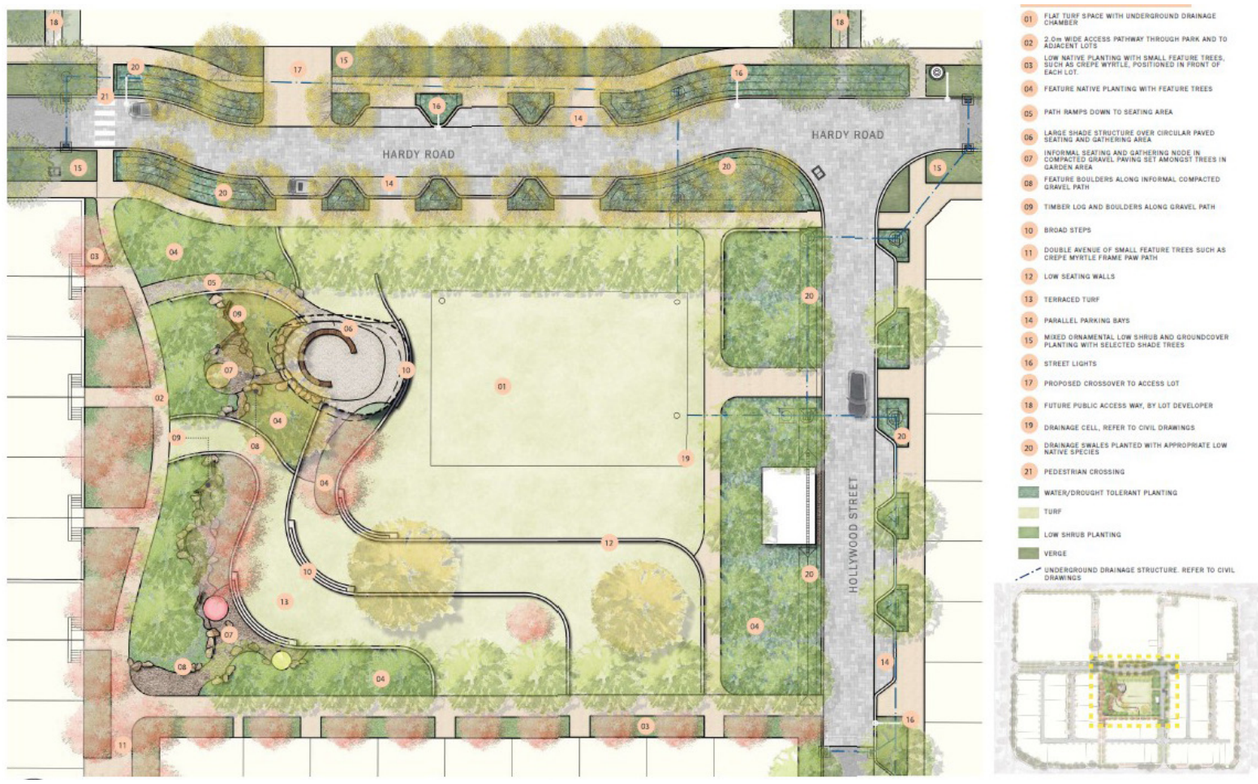

THEME

THEME

People strive to find balance in their busy lives - equilibrium between rest and play, vibrancy and peace, light and dark. This duality plays an integral role in each and every life, yet often the element most difficult to grasp and maintain is tranquility.

At the centre of the Nedlands Reserve site, is Village Park, as the beating heart of the precinct, invites people in and implores them to take a moment for themselves. This thoughtfully considered green space has an immediate connection with notions of tranquility and peace.

In a contrast to peace there will also be a place of movement, energy created by the mix of local residents, nearby hospital staff and students, who will use the space, bringing it to life. Public art that acknowledges its local community enhances the experience of all who visit.

Inspired by these oppositional yet complementary characteristics of peace and vibrancy, is the proposed curatorial theme 'Sanctuary'. Sanctuary speaks to a universal longing for spaces where people feel safe, connected to nature and experience belonging.

For Artists there are multiple threads within the proposed theme, to be explored; solitude, safety, connection to nature or community, connection contemplation, and wellbeing. By welcoming artistic exploration of the site and surrounding area's amenity and history, we look to celebrate and activate the unique character of this neighbourhood.

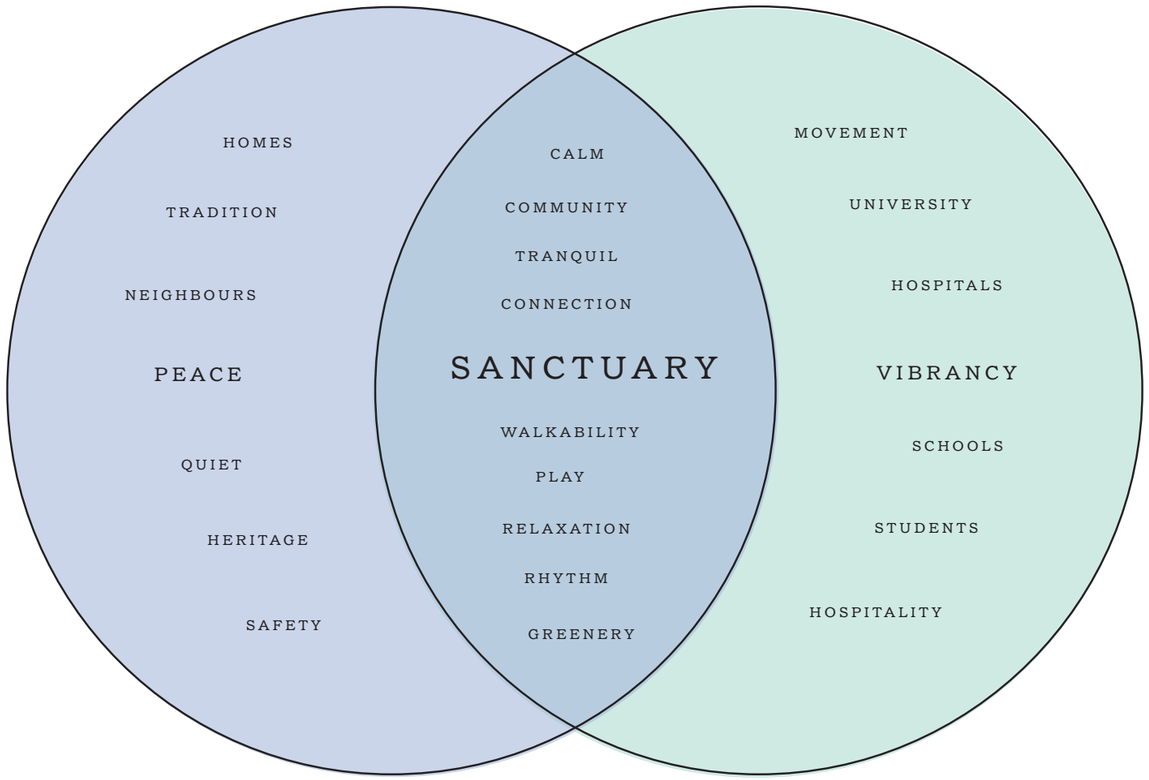

LOCATIONS AND TYPES

PUBLIC ART LOCATIONS

When considering zones for public art locations we analyse the project's planning & delivery. Through study and an understanding of where the residents and community will interact with the development, e.g. pedestrian paths, entry points, shade, seating and garden spaces, we shape zones for public art where the most impact and cultural activation can be achieved.

Nedlands Reserve is a unique site, offering a varied flow and numerous access points for both pedestrian and vehicular traffic. Throughout the precinct, we look to create layers, providing multiple opportunities for engagement, regardless of their approach or journey through the site.

PUBLIC ART ZONES

Four zones are proposed for the locating of public art, as overlaid onto the landscaping plan below. Zones are designed to simultaneously support the usage of each area, the curatorial theme for the precinct and the staged delivery of the four lots. This Plan proposes public art is delivered in alignment with development of each lot, with each zone allowing for artwork within the lot and or shared public spaces as illustrated below. Further detail on exact location, type & media to form part of the artist briefing and concept phases.

Zone 2 (Lot 82), the first zone to commence works, has confirmed they are keen to locate their public art to the central, shared POS - Art Theory to provide detail separately as per above.

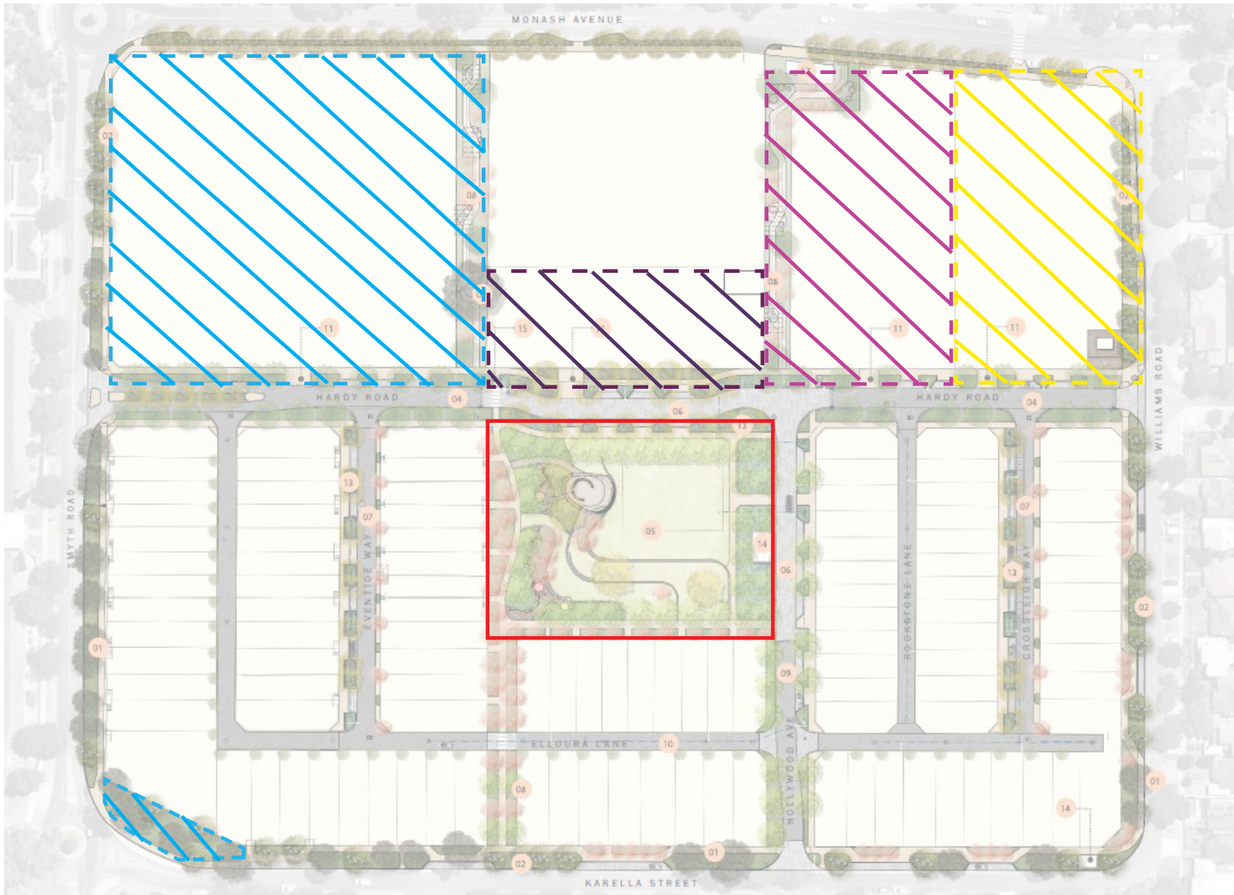

& ZONE 1 - 'LOT 80' & 'CORNER POCKET' & 'SHARED POS'

& ZONE 2 - 'LOT 82' & 'SHARED POS'

& ZONE 3 - 'LOT 83' & 'SHARED POS'

& ZONE 4 - 'LOT 84' & 'SHARED POS'

SHARED POS

ZONE ONE - LOT 80 & CORNER POCKET

Zone One consists of Lot 80, the adjacent pedestrian lane-way that links Monash Avenue with the inner green space of Nedlands Reserve, the corner landscaped pocket facing the intersection of Smyth Road and Karella Street, as well as the central POS.

The lane-way within this zone offers unique, framed opportunities for engaging public art that also ensures a safe passage of travel for visitors to and from the precinct, and the corner pocket extends dynamic way-finding and landmarking opportunities for passing vehicular traffic.

For this zone, we are proposing a spend figure of $80k ex gst be allocated to the Corner pocket to ensure an outward facing public art response is included, with the locating of the remainder of funds to developed as this stage comes to fruition.

Art types could be overhead to frame one's journey, in-ground to encourage wonder, or integrated into the landscaping in ways that encourage discovery. We propose this zone as suitable for expression through colour, freestanding and or integrated works, designed to welcome visitors and residents alike.

LOT 80



SHARED POS

CORNER POCKET

ZONE ONE - LOT 80

PUBLIC ART EXAMPLE IMAGERY





ZONE TWO - LOT 82

We are proposing Zone Two encompasses both Lot 82 site and the POS. As mentioned the developers of Lot 82 are prepared to contribute their public art funds toward the commissioning of public artwork/s in the central shared POS space to provide community benefit early on in the project.

As currently shown within the Landscape plans, the POS has a number of opportunities for public art response, enhancing visual appeal and meaning to the surrounds for the local community, and a particularly positive move given this scope would be delivered early in the scheme of the precinct's overall progress.

Through close consultation with the broader project team, Art Theory would work collaboratively with the artist, ensuring artwork/s are carefully considered within the landscaping and natural surrounds, whilst also meeting requirements for access, safety, and maintenance.

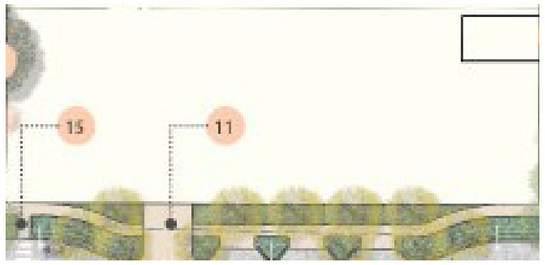

LOT 82



SHARED POS

ZONE TWO - LOT 82

PUBLIC ART EXAMPLE IMAGERY



ZONE THREE - LOT 83

Zone Three contains both Lot 83, its adjacent pedestrian lane ways and the central POS, linking Monash Avenue with the inner green space of Nedlands Reserve. As with Zone One this zone also offers engaging opportunities for public art and framed sight-lines, as well as ensuring an inviting, safe passage of travel for visitors to and from the precinct.

Artworks could be overhead to frame one's journey, in-ground to encourage wonder and or low walls where users may pause for a moment. We propose this location suitable for expression through colour, freestanding and or integrated, welcoming visitors and residents alike.

Thoughtful landscaping and lighting will enhance this public art resolution further, ensuring the lane-ways are more than thoroughfares, rather spaces with capacity to hold both movement and stillness.



LOT 83

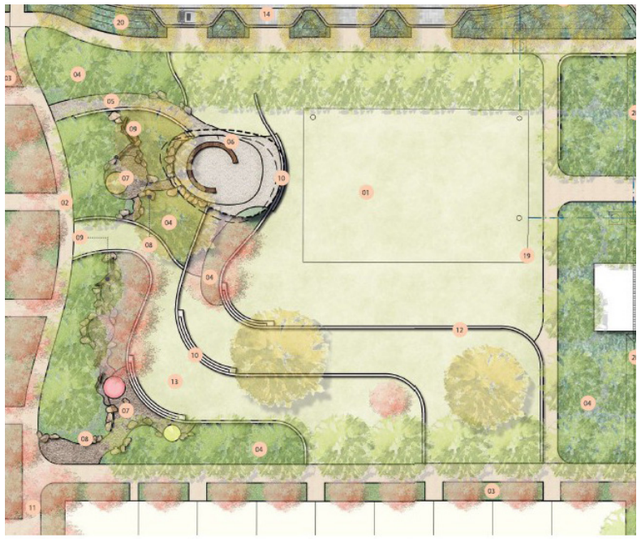

SHARED POS

ZONE THREE - LOT 83

PUBLIC ART EXAMPLE IMAGERY







ZONE FOUR - LOT 84

We propose Zone Four as another key opportunity contributing public art to the precinct.

This lot's corner location together with the option to contribute to the central POS, offers a wide range of possibilities. For this zone Art Theory would explore public artworks to be located within the POS and or Lot 84.

Artworks to be generous in nature and allow for maximum community benefit, particularly those which are nodal, sit close to landings, paths and perimeter of garden beds, encouraging exploration and or a sense of discovery. Artwork/s would be briefed to sit harmoniously within the surrounding design/s, in collaboration with the archiecture and or landscape team to ensure complementary detailing, installation & planting.

LOT 84



SHARED POS

ZONE FOUR - LOT 84

PUBLIC ART EXAMPLE IMAGERY





PRECINCT COLLECTION

PUBLIC ART EXAMPLE IMAGERY








PUBLIC ART STRATEGY

To guide the briefing and selection of Artists and artworks, and ensure objectives are embedded within the public art collection in meaningful and ongoing ways, Art Theory will apply the below strategy.

LOCATION	CONTEXT	THEMES	OBJECTIVES	POSSIBLE ART TYPES	POSSIBLE MEDIA
ZONE 1 - LOT 80 & CORNER	• Residential • Green Space • Way-finding • Thoroughfare	'SANCTUARY' 'PEOPLE AND PLACE'	1. Art, culture and heritage are valued and celebrated	• In-ground • Integrated • Suspended • Site Responsive	• Stone • Ceramic • Metal • Light
ZONE 2 - LOT 82	• Residential • Green Space • Amenity • Comfort	'SANCTUARY' 'PEOPLE AND PLACE'	1. Art, culture and heritage are valued and celebrated	• Functional • Integrated • Interpretive • Site Responsive	• Metal • Glass • Wood • Light
ZONE 3 - LOT 83	• Residential • Green Space • Way-finding • Safe Travel	'SANCTUARY' 'PEOPLE AND PLACE'	7. Sustainable population growth with responsible urban planning	• In-ground • Integrated • Functional • Site Responsive	• Stone • Ceramic • Metal • Light
LOT 4 - LOT 84	• Residential • Green Space • Discovery • Playfulness	'SANCTUARY' 'PEOPLE AND PLACE'	6. Attractive and welcoming places	• Nodal • In-ground • Functional • Site Responsive	• Stone • Wood • Metal • Ceramic

BUDGET

The below details are proposed to enable endorsement and approval of this Nedlands Reserve Public Art Plan:

BUDGET

The below approach to budget and programme allows for clarity and the smooth delivery of public art, with no one site relying on another for art to progress.

The proposed public art budget for Nedlands Reserve is a fixed contribution rate 0.75% contribution, with contributions made progressively by the staged delivery of Zones 1 - 4. Each 0.75% contribution amount will be enforced as a condition of Development Approval, calculated upon lodgement.

Of the 0.75% rate there will be a 10% portion paid to City of Nedlands as cash-in-lieu. This cash-in-lieu payment will be paid to the City prior to the issuing of building permit. The remaining portion will be directed toward the delivery of public art within the precinct, by the developer.

For the avoidance of doubt, public art delivery is proposed to be staged, with each of the Public Art Zones 1 - 4 being aligned with the development of its associated lot, as indicated within this document's mapping.

The first zone to get underway will be Zone 2 (Lot 82), and as such the public art process for this lot will commence upon approval for this Public Art Plan.

"Cultures and climates differ all over the world, but people are the same. They'll gather in public if you give them a good place to do it."

JAN GEHL

NEXT STEPS

Upon approval of Public Art Plan from City, Art Theory will commence the Public Art Workflow, as per the flow chart included earlier in this document. The immediate next step will be to get Zone 2 underway by:

- Developing Public Art Concept Brief/s and seek City feedback
- Research Artists and prepare long list and or shortlist, and Selection panel to confirm artist/s to invite for concept scope
- Inviting Public Art concept/s to be prepared
- Art Theory to submit Public Art Concept submissions to City for review, in the form of a Public Art Report detailing:
  - Artists' qualifications, experience and suitability for the project
  - Proposed public artwork concept, incl. ideas, location, scale, media, materials & any lighting
  - Public art budget, showing Artists fees and appropriate usage of funds
  - Maintenance manual
  - Confirmation of moral rights
- Selection panel to select the Artist/s to move forward with,
- Art Theory to award commission and execute agreements
- Artist to develop design details, fabrication and install

With the final tasks being to provide the Public Art Coordinator with the required maintenance schedules and documents and submission of the Public Art Handover Report.

ART THEORY²

THANK YOU

Shop 7 / 2 Cantonment Street
Fremantle WA 6160
(08) 9335 3734

lisa@arttheory.com.au
arttheory.com.au
@art_theory_perth (Instagram & LinkedIn)

16.3 Monthly Financial Report - July 2026

Report Number	**PCD17.07.26**
Applicant	City of Nedlands
Disclosure of Interest	Nil
Voting Requirements	Simple Majority
Authority/Discretion	Executive
Contributing Officer	Mark Ponton - Accountant
Responsible Officer	Thushara Wijesiri – Manager Financial Services
Director	Noelene Jennings - Acting Director City Performance and Community Development
Attachments	1. Cover - July 2026 [**16.3.1**] 2. Stmt of Financial Activity- July 2026 [**16.3.2**] 3. Stmt of Financial Position - July 2026 [**16.3.3**] 4. Note 1 Basis of Preparation - July 2026 [**16.3.4**] 5. Note 2 Net Current Assets - July 2026 [**16.3.5**] 6. Note 3 Reserve Accounts - July 2026 [**16.3.6**] 7. Note 4 Borrowings - July 2026 [**16.3.7**] 8. Note 5 Capital Works - July 2026 [**16.3.8**]

Purpose

Administration is required to provide Council with a monthly financial report in accordance with regulation 34(1) of the *Local Government (Financial Management) Regulations 1996*. Material variances are highlighted to Council in the attached Monthly Financial Report.

Officer Recommendation and Council Decision

That Council RECEIVES the Monthly Financial Report for 31 July 2026.

Moved: Cr Stephen Kobelke **Seconded: Cr Jenny Mathews**

CARRIED UNANIMOUSLY 9-0

For: **Mayor Leonie Browner, Cr Jenny Mathews, Cr Eliza Clapin, Cr Julian Coleman, Cr Rebecca Anne Coghlan, Cr Rachel Kristensen, Cr Stephen Kobelke, Cr Charles Pan and Cr Glenn Ruscoe**

Against: **Nil**

Background

All opening positions are from the unaudited draft closing positions for the prior year, ended 30 June 2026.

This monthly financial report has been prepared on the same basis as any other month in the reporting cycle and does not include final year end accounting or audit

adjustments. These accounting and audit adjustments will be made in the accounting ledger in Period 13 which preserves the integrity of monthly reporting to Council within the current financial year.

The 31 July 2026 Financial Statements report variances of actuals against the Adopted budget approved at the Special Council Meeting held on August 12, 2026.

The monthly financial management report meets the requirements of regulation 34(1), 34(3), and 34(5) of the *Local Government (Financial Management) Regulations 1996*.

The attached report shows the month end position as at the end of 31 July 2026.

The SOFA presents a municipal closing deficit as of 31 July 2026 as $1,044,594 which is favourable compared to a budgeted deficit for the same period of $3,214,907.

The operating revenue at the end of July 2026 was $589,123 which represents a $31,220 favourable variance compared to the year-to-date budget of $557,903.

The operating expense at the end of July 2026 was $3,035,700 which represents a $1,751,325 favourable variance compared to the year-to-date budget of $4,787,025.

The attached SOFA compares Actuals with Year to Date Adopted Budget by Nature or Type as per regulation 34 (3) of the *Local Government (Financial Management) Regulations 1996*. Material variances from the budget as defined under Financial Budget Implications are explained for revenue and expenditure.

<u>Operating Activities</u>

Fees and charges
Favourable variance of $86,120 compared to the year-to-date budget of $450,913, primarily due to the infringement income being higher than budgeted.

Interest revenue
Unfavourable variance of $37,090 compared to the year-to-date budget of $84,019, due to even phasing of Interest revenue over the year, but low cash and investments balance in July.

Employee costs
Favourable variance of $295,055 compared to the year-to-date budget of $1,774,043 is primarily due to timing differences ($150k).

Materials and contracts
Favourable variance of $1,374,557 compared to the year-to-date budget of $1,840,235 with the variances in civil and parks maintenance ($250k), waste collection and disposal ($626k), consultancy (150k), intranet and software licenses ($35k) explained primarily as timing differences.

Other Expenditure
Favourable variance of $28,963 compared to the year-to-date budget of $70,235 primarily due to timing differences.

Investing Activities

Acquisition of property, plant and equipment
Actual spend is higher than budget by $29,105 primarily due to timing differences.

Rates Receivable
Rates debtors (net of any rebates) are $416,998 at the end of 31 July 2026, compared to $713,496 for the same period in the prior year. Breakdown is as follows:

Receivable	31 July 2026 ($)	31 July 2025 ($)	Variance ($)
Rates	416,998	713,496	(296,498)
UGP	110,879	1,993	108,886
Rubbish & Pool	54,088	62,081	(7,993)
Deferred (Pensioners)	352,939	344,373	(8,556)
ESL	48,828	52,893	(4,064)
Total	**983,732**	**1,174,836**	**(208,225)**

Consultation

The report has been prepared in consultation with relevant officers.

Strategic Implications

This item is strategically aligned to the City of Nedlands Council Plan 2023-33 vision and desired outcomes as follows:

Vision: Sustainable and responsible for a bright future

Performance
11. Effective leadership and governance.

Financial Implications

At the Special Council Meeting on 12 August 2026, Council adopted the following thresholds for the reporting of material financial variances in the monthly SOFA reports:

a. Operating items – Greater than 10% and a value greater than $20,000
b. Capital items – Greater than 10% and a value greater than $50,000

Legislative and Policy Compliance

Administration is required to provide Council with a monthly financial report in accordance with regulation 34(1), 34(2), 34(3), and 34(4) of the *Local Government*

(Financial Management) Regulations 1996. Material variances are highlighted to Council in the attached Monthly Financial Report.

Risk Considerations

Risk Category	Adopted Risk Appetite Rating	Comment on Risk
Financial	Moderate	Monthly reporting is a key control in ensuring that the City prudently manages its financial position with due regard to anticipating and mitigating financial risks.

Analysis and Conclusion

The year to date adopted budget closing funding position is deficit mainly due to not budgeting rates revenue in the month of July 2026.

The year to date actual closing deficit as of 31 July 2026 is $1,044,594 which is favourable compared to a budgeted closing deficit for the same period of $3,214,907. The favourable position is primarily due to underspent in Materials & Contracts as the budget was adopted in the second week of August 2026. It should also be noted that the year-to-date closing position may vary significantly from the 31 July 2026 position due to FY26 year end final adjustments, final capital works carry forwards and any audit adjustments.

The operating revenue at the end of July 2026 was $589,123 which represents a $31,220 favourable variance compared to the year-to-date budget of $557,903.

The operating expense at the end of July 2026 was $3,035,700 which represents a $1,751,325 favourable variance compared to the year-to-date budget of $4,787,025.

CITY OF NEDLANDS

MONTHLY FINANCIAL REPORT

(Containing the required statement of financial activity and statement of financial position)

For the period ended 31 July 2026

LOCAL GOVERNMENT ACT 1995
LOCAL GOVERNMENT (FINANCIAL MANAGEMENT) REGULATIONS 1996

TABLE OF CONTENTS

Statement of financial activity

Statement of financial position

Note 1 Basis of preparation

Note 2 Net current assets information

Note 3 Reserve accounts

Note 4 Borrowings

Note 5 Capital Works Program

CITY OF NEDLANDS
STATEMENT OF FINANCIAL ACTIVITY
FOR THE PERIOD ENDED 31 JULY 2026

	Note	Full Year Adopted Budget (a)	YTD Adopted Budget (b)	YTD Actual (c)	Variance $ (c) - (b)	Variance % ((c) - (b))/(b)	Var.
		$	$	$	$	%	
OPERATING ACTIVITIES							
Revenue from operating activities							
General rates		34,261,272	0	**0**	0		
Grants, subsidies and contributions		465,554	18,204	**957**	(17,247)	(94.74%)	
Fees and charges		9,520,902	450,913	**537,033**	86,120	19.10%	▲
Interest revenue		1,008,229	84,019	**46,929**	(37,090)	(44.14%)	▼
Other revenue		197,200	4,767	**4,204**	(563)	(11.81%)	
		45,453,157	**557,903**	**589,123**	**31,220**	5.60%	
Expenditure from operating activities							
Employee costs		(21,395,634)	(1,774,043)	**(1,478,988)**	295,055	16.63%	▲
Materials and contracts		(18,878,291)	(1,840,235)	**(465,678)**	1,374,557	74.69%	▲
Utility charges		(1,045,308)	(87,109)	**(95,225)**	(8,116)	(9.32%)	
Depreciation		(11,369,848)	(954,551)	**(899,077)**	55,474	5.81%	
Finance costs		(223,659)	(18,638)	**(14,700)**	3,938	21.13%	
Insurance		(506,572)	(42,214)	**(40,760)**	1,454	3.44%	
Other expenditure		(922,282)	(70,235)	**(41,272)**	28,963	41.24%	▲
		(54,341,594)	**(4,787,025)**	**(3,035,700)**	**1,751,325**	36.58%	
Amounts excluded from operating activities	2(c)	11,812,667	954,551	**889,143**	(65,408)	(6.85%)	
Amount attributable to operating activities		**2,924,230**	**(3,274,571)**	**(1,557,434)**	**1,717,137**	52.44%	
INVESTING ACTIVITIES							
Inflows from investing activities							
Proceeds from capital grants, subsidies and contributions		2,773,374	0	**0**	0		
Proceeds from disposal financial assets at amortised cost - term deposits		0	0	**(1,242)**	(1,242)		
		2,773,374	**0**	**(1,242)**	**(1,242)**		
Outflows from investing activities							
Right of use assets received - non cash		0	0	**(12,771)**	(12,771)		
Acquisition of property, plant and equipment		(571,730)	0	**(29,105)**	(29,105)		▼
Acquisition of infrastructure		(6,306,209)	0	**(3,850)**	(3,850)		
		(6,877,939)	**0**	**(45,726)**	**(45,726)**		
Amounts excluded from investing activities	2(d)	0	0	**1,242**	1,242		
Amount attributable to investing activities		**(4,104,565)**	**0**	**(45,726)**	**(45,726)**		
FINANCING ACTIVITIES							
Inflows from financing activities							
Proceeds from new borrowings		2,000,000	0	**0**	0		
Transfer from reserves		4,529,524	3,398,523	**3,398,523**	0	0.00%	
		6,529,524	**3,398,523**	**3,398,523**	**0**	0.00%	
Outflows from financing activities							
Repayment of borrowings		(1,284,587)	(204,495)	**(204,495)**	0	0.00%	
Payments for principal portion of lease liabilities		(100,864)	(14,633)	**(14,633)**	0	0.00%	
Transfer to reserves		(4,282,462)	(3,421,311)	**(3,421,311)**	0	0.00%	
		(5,667,913)	**(3,640,440)**	**(3,640,440)**	**0**	0.00%	
Amount attributable to financing activities		**861,611**	**(241,916)**	**(241,916)**	**0**	0.00%	
MOVEMENT IN SURPLUS OR DEFICIT							
Surplus or deficit at the start of the financial year	2(a)	301,580	301,580	**800,483**	498,903	165.43%	▲
Amount attributable to operating activities		2,924,230	(3,274,571)	**(1,557,434)**	1,717,137	52.44%	▲
Amount attributable to investing activities		(4,104,565)	0	**(45,726)**	(45,726)		▼
Amount attributable to financing activities		861,611	(241,916)	**(241,916)**	0	0.00%	
Surplus or deficit after imposition of general rates		**(17,144)**	**(3,214,907)**	**(1,044,594)**	**2,170,314**	67.51%	▲

KEY INFORMATION

▲▼ Indicates a variance between Year to Date (YTD) Budget and YTD Actual data outside the adopted materiality threshold.
▲ Indicates a variance with a positive impact on the financial position.
▼ Indicates a variance with a negative impact on the financial position.
Refer to Note 3 for an explanation of the reasons for the variance.

This statement is to be read in conjunction with the accompanying notes.

CITY OF NEDLANDS
STATEMENT OF FINANCIAL POSITION
FOR THE PERIOD ENDED 31 JULY 2026

	Actual 30 June 2026	Actual as at 31 July 2026
	$	$
CURRENT ASSETS		
Cash and cash equivalents	12,296,883	8,976,862
Trade and other receivables	2,169,630	1,425,376
Other financial assets	3,260,667	3,261,909
Other assets	951,275	1,089,232
TOTAL CURRENT ASSETS	18,678,455	14,753,379
NON-CURRENT ASSETS		
Trade and other receivables	2,877,761	2,887,695
Other financial assets	310,356	310,356
Property, plant and equipment	98,438,233	98,156,032
Infrastructure	233,596,958	232,989,338
Right-of-use assets	131,955	105,415
TOTAL NON-CURRENT ASSETS	335,355,263	334,448,836
TOTAL ASSETS	354,033,718	349,202,215
CURRENT LIABILITIES		
Trade and other payables	6,752,012	4,711,739
Capital grant/contributions liabilities	576,135	576,135
Lease liabilities	89,028	76,735
Borrowings	1,053,223	848,728
Employee related provisions	2,376,106	2,299,474
TOTAL CURRENT LIABILITIES	10,846,504	8,512,811
NON-CURRENT LIABILITIES		
Lease liabilities	57,254	54,914
Borrowings	2,755,646	2,755,646
Employee related provisions	587,277	587,277
TOTAL NON-CURRENT LIABILITIES	3,400,177	3,397,837
TOTAL LIABILITIES	14,246,681	11,910,648
NET ASSETS	**339,787,037**	**337,291,567**
EQUITY		
Retained surplus	64,405,460	61,887,200
Reserve accounts	8,222,289	8,245,078
Revaluation surplus	267,159,289	267,159,289
TOTAL EQUITY	**339,787,037**	**337,291,567**

This statement is to be read in conjunction with the accompanying notes.

CITY OF NEDLANDS
NOTES TO THE STATEMENT OF FINANCIAL ACTIVITY
FOR THE PERIOD ENDED 31 JULY 2026

1 BASIS OF PREPARATION AND MATERIAL ACCOUNTING POLICIES

BASIS OF PREPARATION

This prescribed financial report has been prepared in accordance with the *Local Government Act 1995* and accompanying regulations.

Local Government Act 1995 requirements
Section 6.4(2) of the Local Government Act 1995 read with the *Local Government (Financial Management) Regulations 1996,* prescribe that the financial report be prepared in accordance with the *Local Government Act 1995* and, to the extent that they are not inconsistent with the Act, the Australian Accounting Standards. The Australian Accounting Standards (as they apply to local governments and not-for-profit entities) and Interpretations of the Australian Accounting Standards Board were applied with exception to the following:

The *Local Government (Financial Management) Regulations 1996* specify that vested land is a right-of-use asset to be measured at cost, and is considered a zero cost concessionary lease. All right-of-use assets under zero cost concessionary leases are measured at zero cost rather than at fair value, except for vested improvements on concessionary land leases such as roads, buildings or other infrastructure which continue to be reported at fair value, as opposed to the vested land which is measured at zero cost. The measurement of vested improvements at fair value is a departure from AASB 16 which would have required the City to measure any vested improvements at zero cost.

Local Government (Financial Management) Regulations 1996, regulation 34 prescribes contents of the financial report. Supplementary information does not form part of the financial report.

Accounting policies which have been adopted in the preparation of this financial report have been consistently applied unless stated otherwise. Except for cash flow and rate setting information, the financial report has been prepared on the accrual basis and is based on historical costs, modified, where applicable, by the measurement at fair value of selected non-current assets, financial assets and liabilities.

PREPARATION TIMING AND REVIEW
Date prepared: All known transactions up to 02-Sep-2026

The local government reporting entity
All funds through which the City controls resources to carry on its functions have been included in the financial statements forming part of this financial report.

All monies held in the Trust Fund are excluded from the financial statements.

Material accounting policies
Material accounting policies utilised in the preparation of these statements are as described within the 2026-27 Annual Budget. Please refer to the adopted budget document for details of these policies.

Critical accounting estimates and judgements
The preparation of a financial report in conformity with Australian Accounting Standards requires management to make judgements, estimates and assumptions that effect the application of policies and reported amounts of assets and liabilities, income and expenses.

The estimates and associated assumptions are based on historical experience and various other factors believed to be reasonable under the circumstances; the results of which form the basis of making the judgements about carrying values of assets and liabilities that are not readily apparent from other sources. Actual results may differ from these estimates.

As with all estimates, the use of different assumptions could lead to material changes in the amounts reported in the financial report.

The following are estimates and assumptions that have a significant risk of causing a material adjustment to the carrying amounts of assets and liabilities within the next financial year and further information on their nature and impact can be found in the relevant note:
- Fair value measurement of assets carried at reportable value including:
  - Property, plant and equipment
  - Infrastructure
- Impairment losses of non-financial assets
- Expected credit losses on financial assets
- Assets held for sale
- Investment property
- Estimated useful life of intangible assets
- Measurement of employee benefits
- Measurement of provisions
- Estimation uncertainties and judgements made in relation to lease accounting

CITY OF NEDLANDS
NOTES TO THE STATEMENT OF FINANCIAL ACTIVITY
FOR THE PERIOD ENDED 31 JULY 2026

2 NET CURRENT ASSETS INFORMATION

(a) Net current assets used in the Statement of Financial Activity

	Note	Actual as at 30 June 2026	Actual as at 31 July 2026
Current assets		**$**	**$**
Cash and cash equivalents		12,296,883	8,976,862
Trade and other receivables		2,169,630	1,425,376
Other financial assets (Term Deposits)		3,260,667	3,261,909
Other assets		951,275	1,089,232
		18,678,455	14,753,379
Less: current liabilities			
Trade and other payables		(6,752,012)	(4,711,739)
Other liabilities		(576,135)	(576,135)
Lease liabilities		(89,028)	(76,735)
Borrowings		(1,053,223)	(848,728)
Employee related provisions		(2,376,106)	(2,299,474)
		(10,846,504)	(8,512,811)
Net current assets		**7,831,951**	**6,240,568**
Less: Total adjustments to net current assets	2(b)	(7,031,468)	(7,285,162)
Closing funding surplus / (deficit)		**800,483**	**(1,044,594)**

(b) Current assets and liabilities excluded from budgeted deficiency

Adjustments to net current assets			
Less: Reserve accounts		(8,222,289)	(8,245,077)
Less: Current assets not expected to be received at end of year			
- Financial assets at amortised cost - self supporting loans		0	4,565
Add: Current liabilities not expected to be cleared at the end of the year			
- Current portion of lease liabilities		89,028	76,735
- Current portion of borrowings		1,053,223	848,728
Add: Current liabilities covered by funds held in reserve account			
- Current portion of Adjs		48,570	29,887
Total adjustments to net current assets	2(a)	**(7,031,468)**	**(7,285,162)**

(c) Amounts excluded from operating activities

	YTD Budget Estimates 31 July 2026	YTD Actual 31 July 2026
	$	**$**
Add: Depreciation	954,551	899,077
Non-cash movements in non-current assets and liabilities:		
- Pensioner deferred rates	0	(9,934)
- Other receivables - UGP non-current		0
Total amounts excluded from operating activities	**954,551**	**889,143**

(d) Amounts excluded from investing activities

Reconciling item - movement between current assets		
- Financial assets at amortised cost - term deposits	0	1,242
Total amounts excluded from investing activities	**0**	**1,242**

CURRENT AND NON-CURRENT CLASSIFICATION
In the determination of whether an asset or liability is current or non-current, consideration is given to the time when each asset or liability is expected to be settled. Unless otherwise stated assets or liabilities are classified as current if expected to be settled within the next 12 months, being the local governments' operational cycle.

CITY OF NEDLANDS
SUPPLEMENTARY INFORMATION
FOR THE PERIOD ENDED 31 JULY 2026

3 RESERVE ACCOUNTS

		Adopted Budget				Actual			
CoN No	Reserve account name	Opening Balance	Transfers In (+)	Transfers Out (-)	Closing Balance	Opening Balance	Transfers In (+)	Transfers Out (-)	Closing Balance
		$	$	$	$	$	$	$	$
	Reserve accounts restricted by legislation								
1016	Cash-in-lieu of Public Open Space	368,333	22,579	0	390,912	589,700	1,160	0	590,860
	Reserve accounts restricted by Council								
1001	Plant Replacement	292,395	67,924	0	360,319	292,395	921	0	293,316
1002	City Development	299,687	0	(299,687)	0	299,686	0	(299,686)	0
1003	North Street	158,951	9,744	0	168,695	158,951	501	0	159,452
1004	Welfare	369,884	22,674	0	392,558	369,884	1,165	0	371,049
1005	Strategic projects (Formerly Service reserve)	28,968	1,776	0	30,744	28,969	91	0	29,060
1006	Insurance	67,939	4,165	0	72,104	67,939	214	0	68,153
1007	Underground Power Projects	195,668	11,995	0	207,663	195,669	616	0	196,285
1008	Waste Management	2,830,292	586,303	0	3,416,595	2,830,292	10,063	0	2,840,355
1009	Building Replacement	955,315	0	(955,315)	0	955,315	0	(955,315)	0
1010	Swanbourne Development	128,490	7,877	0	136,367	128,490	405	0	128,895
1011	Public Art	47,334	2,902	0	50,236	47,334	149	0	47,483
1012	Business System	114,143	6,997	0	121,140	114,143	360	0	114,503
1013	All Ability Play Space	442,251	0	(442,251)	0	442,251	0	(442,251)	0
1014	Major Projects	996,817	0	(996,817)	0	996,817	0	(996,817)	0
1018	Riverwall Maintenance	104,454	0	(104,454)	0	104,454	0	(104,454)	(0)
1020	Laneway Reserve	600,000	0	(600,000)	0	600,000	0	(600,000)	0
1021	Assets management Reserve	0	3,537,526	(1,131,000)	2,406,526	0	3,405,667	0	3,405,667
1022	Carry forward projects	0	0	0	0	0	0	0	0
		8,000,921	**4,282,462**	**(4,529,524)**	**7,753,859**	**8,222,289**	**3,421,311**	**(3,398,523)**	**8,245,077**

Name of reserve account	Purpose of the reserve account
Restricted by legislation/agreement	
Cash-in-lieu of Public Open Space	To fund Public Open Space
Restricted by council	
Plant Replacement	To fund replacement of plant and equipment so the cost is spread over a number of years.
City Development	To fund improvement and purchases of property, plant and equipment and infrastructure.
North Street	To fund operational and capital costs of community and recreational facilities at Mt Claremont and Swanbourne, and infrastructure generally.
Welfare	To fund the operational and capital costs to welfare services.
Strategic projects (Formerly Service reserve)	To fund the Citywide strategic operational and capital activities to ensure strategic budget objective of intergenerational equity.
Insurance	To fund any excess that may arise from having a performance based workers compensation premium.
Underground Power	To fund underground power projects.
Waste Management	To fund operational and capital costs to ensure the continued provision of waste management services to the community.
Building Replacement	To fund the upgrade and/or replacement of council buildings.
City Development - Swanbourne	To fund capital works in the Swanbourne area associated with the Swanbourne Masterplan. Set-up with proceeds of the insurance claim arising from the fire of council prioperty in Swanbourne.
Public Art	To fund works of art in the City of Nedlands.
Business System	To fund councils business system.
All Ability Play Space	To fund the annual operating and maintenance cost of the All Abilities Play Space.
Major projects	To fund capital works from proceeds from sale of major assets.
Riverwall Maintenance	To fund riverwall capital and maintenance works.
Laneway	To fund laneway road projects.
Assets management reserve	To facilitate assets operations, renewal, upgrade and new assets.

CITY OF NEDLANDS
SUPPLEMENTARY INFORMATION
FOR THE PERIOD ENDED 31 JULY 2026

4 BORROWINGS

Repayments - borrowings

	Information on borrowings Particulars	Loan No.	1 July 2026	New Loans Actual	New Loans Budget	Principal Repayments Actual	Principal Repayments Budget	Principal Outstanding Actual	Principal Outstanding Budget
			$	$	$	$	$	$	$
100011	Underground Power - West Hollywood	188	158,031	0	0	0	(77,821)	158,031	80,210
100012	Underground Power - Alfred & Mt Claremont	189	23,081	0	0	0	(11,366)	23,081	11,715
100013	Underground Power - Alderbury	190	16,392	0	0	0	(8,072)	16,392	8,320
100014	Underground Power - Nedlands North	191	3,075,864	0	0	(204,495)	(831,512)	2,871,369	2,244,352
100015	Underground Power - Nedlands West	132	535,500	0	0	0	(124,452)	535,500	411,048
100016	Capital Works	192			2,000,000	0	(231,364)	0	1,768,636
			3,808,869	0	2,000,000	(204,495)	(1,284,587)	3,604,374	4,524,282
			0	0	0	0	0	0	0
	Total		**3,808,869**	**0**	**2,000,000**	**(204,495)**	**(1,284,587)**	**3,604,374**	**4,524,282**
	Current borrowings		1,053,223					848,728	
	Non-current borrowings		2,755,646					2,755,646	
			3,808,869					**3,604,374**	

All debenture repayments were financed by general purpose revenue.
Self supporting loans are financed by repayments from third parties.

KEY INFORMATION
The City has elected to recognise borrowing costs as an expense when incurred regardless of how the borrowings are applied.

Fair values of borrowings are not materially different to their carrying amounts, since the interest payable on those borrowings is either close to current market rates or the borrowings are of a short term nature.

SUPPLEMENTARY INFORMATION
FOR THE PERIOD ENDED 31 JULY 2026
5 CAPITAL WORKS PROGRAM

Project Class	Full Year Adopted Budget (a)	YTD Adopted Budget (b)	YTD Actual (c)
	$	$	$
Buildings	273,730	-	17,903
TOTAL LAND AND BUILDINGS	**273,730**	**-**	**17,903**
Computer equipment	298,000	-	-
Plant and equipment	-	-	11,202
Fleet	-	-	-
TOTAL PLANT AND EQUIPMENT	**298,000**	**-**	**11,202**
TOTAL BUILDINGS, PLANT AND EQUIPMENT	**571,730**	**-**	**29,105**
Roads	3,041,916	-	-
TOTAL INFRASTRUCTURE ROADS	**3,041,916**	**-**	**-**
Footpath	40,000	-	-
Drainage	1,178,699	-	3,850
Park development	2,045,594	-	-
TOTAL INFRASTRUCTURE OTHER	**3,264,293**	**-**	**3,850**
TOTAL INFRASTRUCTURE	**6,306,209**	**-**	**3,850**
Total Capital Works	**6,877,939**	**-**	**32,955**

16.4 Quarter 4 Performance Report - 2025/26

Report Number	**PCD27.09.26**
Applicant	City of Nedlands
Disclosure of Interest	Nil
Voting Requirements	Simple Majority
Authority/Discretion	Executive
Contributing Officer	Noelene Jennings – Acting Director City Performance and Community Development
Responsible Officer	Vicky van Heerden – Strategy and Performance Coordinator
Director	Noelene Jennings – Acting Director City Performance and Community Development
Attachments	1. 2025/26 Quarter 4 Report - Corporate Business Plan Actions [**16.4.1**]

Purpose

The purpose of this report is for Council to accept the 2025/26 Quarter 4 Corporate Performance Report.

Officer Recommendation and Council Decision

That Council ACCEPTS the Quarter 4 Corporate Performance Report as tabled in attachment 1.

Moved: Mayor Leonie Browner **Seconded: Cr Eliza Clapin**

CARRIED UNANIMOUSLY 9-0

For: **Mayor Leonie Browner, Cr Jenny Mathews, Cr Eliza Clapin, Cr Julian Coleman, Cr Rebecca Anne Coghlan, Cr Rachel Kristensen, Cr Stephen Kobelke, Cr Charles Pan and Cr Glenn Ruscoe**
Against: **Nil**

Background

Council adopted the 2025/26 Corporate Business Plan (CBP) 2025/26-2028/29 at the 11 February 2026 Council Meeting.

The Corporate Business Plan is a companion plan to the Strategic Community Plan and together form the City's Plan for the Future, the City of Nedland's Council Plan 2023-2033 (adopted November 2023).

The integrated Planning and Reporting Framework and Guidelines emphasise regular monitoring and reporting on delivery-focused plans, which many local governments use as best practice.

Consultation

The City's executive leadership team and management team have provided input through the City's performance reporting process.

Strategic Implications

This item is strategically aligned to the City of Nedlands Council Plan 2023-33 vision and desired outcomes as follows:

Vision: Sustainable and responsible for a bright future

Performance
11. Effective leadership and governance.
12. A happy, well-informed and engaged community.

Financial Implications

There are no financial implications in relation to the progress update.

Legislative and Policy Compliance

There are no policy implications in relation to the progress update.

Risk Considerations

Risk Category	Risk Rating	Comment on Risk
Financial	Low	All items have a budget.
Reputational	Low	The Corporate Business Plan is a public document

Analysis and Conclusion

The Quarter 4 report (Attachments 1) shows the progress of the CBP actions. Some actions will carry over into future CBP cycles.

As can be seen on Table 1 (Attachment 1), the number of CBP actions in progress or complete, total 90%. The Budget was not adopted until late August 2025, two months after the start of the Financial Year, and impacted the delivery of Actions in 2025/26.

The Quarter 4 Report provides the consolidated year-end position for the Corporate Business Plan actions and will be reported in the Annual Report for 2025/26. Across

2025/26 Financial Year: 29% of actions were complete, 40% were on track, 21% required monitoring, while 10% had not commenced or were on-hold, reflecting both a strong delivery momentum and highlighting areas where resourcing, sequencing, or external dependencies influenced progress.

Council Plan-CBP 2025/26: Quarter 4 Report - CBP Actions

Table 1: Council Plan CBP Actions 2025/26 Quarter 4: Strategic Pillar Status at 30 June 2026

Status	%	#	People	Planet	Place	Prosperity	Performance
Complete	29%	23	8	2	6	0	7
On-Track	40%	31	7	3	7	5	9
Monitor	21%	16	4	0	3	0	9
Off-Track	0%	0	0	0	0	0	0
Not Commenced or On-Hold	10%	8	0	2	1	1	4
Total	100%	78	19	7	17	6	29
		100%	24%	9%	22%	8%	37%

Actions In Progress: 90%

Table 2: Council Plan CBP Actions 2025/26 Quarter 4: Directorate Status at 30 June 2026

Status	%	Total	CEO	City Performance & Community Development	City Infrastructure and Environment	City Development & Regulatory Services
Complete	29%	23	2	13	5	3
On-Track	40%	31	6	9	8	8
Monitor	21%	16	2	7	2	5
Off-Track	0%	0	0	0	0	0
Not Commenced or On-Hold	10%	8	3	1	2	2
Total	100%	78	13	30	17	18
		100%	17%	38%	22%	23%

Actions In Progress: 90%

Program/ Project Status Definition

- Complete: Action is complete
- Not Commenced or On-Hold: Action not started or on-hold (see comments)
- On-Track: Action progressing as planned and milestones achieved for quarter
- Monitor: Action not progressing as planned, requires monitoring
- Off-Track: Action not progressing as planned, requires support and intervention

Council Plan-CBP 2025/26: Quarter 4 Report - CBP Actions

CEO Office Business Unit Action - Lead	Service Area #	CEO Office: Service Area	Strategic Pillar	Action #	Action Title	Report Q4: Actual Q4 % Complete	Report Q4 Status 25/26 Q4 ● Complete ● Not Commenced ● On-Track ● Monitor ● Off-Track	Report Q4 #	Report Q4: April - June 2026 Comment 25/26 Q4 Note: if the Actions is 'monitor', 'off-track' or 'not commenced' please, briefly, outline the reason and the action being taken and/ or support needed.
CEO	S2.4	Sustainability	Planet	5.1.6	**Service Review - Sustainability**		Not Commenced or On-Hold	1	The project has not progressed; it requires a budget for consultancy services. Not budgeted for in 2026-27.
CEO	S5.2	Executive Leadership Services	Performance	11.1.5	**Advocacy Plan**	75%	On-Track	1	Pending ELT approval and City wide circulation.
CEO Technical Services (Strategy &	S5.2	Executive Leadership Services	Performance	11.1.9	**Strategic Project Development Policy**		Not Commenced or On-Hold	1	CEO Office and PMO will review the Council Policy in 2026/27. (Note - action previously mistakenly duplicated in past Q Reports)
Governance	S5.3	Governance & Legal	Performance	11.1.1	**LG Elections and Mandatory Councillor Training**	100%	Complete	1	• Councillors were trained on core items as part of induction • Register containing the training that councillors have completed and to be completed
Governance	S5.3	Governance & Legal	Performance	11.1.2	**Standardised Council Meeting Procedures**	5%	On-Track	1	• Dependent on standardised Standing Orders being made effective. • Monitoring changes to the LG Act in relation to Standardised Council Meeting Procedures. • If the LG act is updated, draft an implementation process.
Governance	S5.3	Governance & Legal	Performance	11.1.4	**Risk Management Framework**	100%	Complete	1	• Risk Management Framework approved by ELT, ARIC and Council. (Date)
Governance	S5.3	Governance & Legal	Performance	11.1.10	**Governance Framework**		Not Commenced or On-Hold	1	Work priorities and staff recruitment have meant that this project has not commenced.
Governance	S5.3	Governance & Legal	Performance	12.1.2	**Communications Agreement**	5%	On-Track	1	• Monitoring changes to LG Regulations in relation to the Communications Agreement. • If regulations are updated, draft a communications plan.
Communications & Engagement	S5.11	Corporate Communications	Performance	12.1.1	**Community Engagement Charter**	50%	On-Track	1	• Draft Community Engagement Charter (To be finalised when Regulations in place).

Council Plan-CBP 2025/26: Quarter 4 Report - CBP Actions

CEO Office Business Unit Action - Lead	Service Area #	CEO Office: Service Area	Strategic Pillar	Action #	Action Title	Report Q4: Actual Q4 % Complete	Report Q4 Status 25/26 Q4 ● Complete ● Not Commenced ● On-Track ● Monitor ● Off-Track	Report Q4 #	Report Q4: April - June 2026 Comment 25/26 Q4 Note: if the Actions is 'monitor', 'off-track' or 'not commenced' please, briefly, outline the reason and the action being taken and/ or support needed.
Communications & Engagement	S5.11	Corporate Communications	Performance	12.1.3	**Communications Plan**	100%	On-Track	1	• Final Plan endorsed by ELT.
People & Culture	S5.5	People & Culture	Performance	11.1.6	**Workforce Plan**	5%	Monitor	1	Moved to end of Q2 26/27.Under discussion with the new CEO to potentially replace plan with an operational roadmap for 3 years - more user friendly.
People & Culture	S5.5	People & Culture	Performance	11.1.7	**Employee Culture Survey**	5%	Monitor	1	Employee Culture Survey moved to 26/27. However the Employee Culture Survey has been incorporated into the Vision, Values & Cultural Transformation Improvement Plan which has commenced.
People & Culture Digital & Information Services	S5.5	People & Culture	Performance	11.1.11	**Change Management Framework**	50%	On-Track	1	Achieved good progress on a Change Management Framework for the DPMO (Digital Project Management Office) but still requires refinement. A Change Management Framework for the P&C PMO (People & Culture Project Management Office) still needs work.

Council Plan-CBP 2025/26: Quarter 4 Report - CBP Actions

Service Area #	City Performance & Community Development Service Area	Strategic Pillar	Action #	Action Title	OUR PLAN FOR THE FUTURE- COUNCIL PLAN 2023-33 CBP Review 25-26 - Quarterly Report on Council Plan/ CBP Actions For 2025/26	Action End FY	Planned Q4: % complete	Report Q4: Actual Q4 % Complete	Report Q4 Status 25/26 Q4 ● Complete ● Not Commenced ● On-Track ● Monitor ● Off-Track	Report Q4: April - June 2026 Comment 25/26 Q4 Note: if the Actions is 'monitor', 'off-track' or 'not commenced' please, briefly, outline the reason and the action being taken and/ or support needed.
S1.1	Community Programs & Events	People	1.1.2	**City Events Program**	Complete a review of the City's Events Program to deliver recommendations to activate the foreshore and local parks with a range of family friendly, inclusive activities and events. Community suggestions for consideration include activities that celebrate local history and cultural diversity (i.e. First Nations, Chinese New Year, Eid and Diwali), music and wine festivals, markets, food trucks, outdoor films and sculpture trails.	Annual	100%	100%	Complete	
S1.3	Community Development	People	1.2.1	**Reconciliation Action Plan (RAP)**	Develop and implement a Reconciliation Action Plan (RAP), in accordance with Reconciliation Australia's RAP Framework.	Annual	100%	100%	Complete	All target actions to June 2026 have been completed. Remaining 10 of 41 actions are due for completion by November 2026.
S1.3	Community Development	People	2.1.2	**Community Development Plan**	Develop a Community Development Plan, to effectively respond to the needs of communities, and plan for a growing City of Nedlands population.	26-27	20%	20%	On-Track	Initial scoping underway with linked action plans and reviews contributing to foundation work on this project.
S1.3	Community Development	People	3.4.1	**Disability Access and Inclusion Plan**	Review and update the Disability Access and Inclusion Plan.	Annual	100%	100%	Complete	
S1.5	Sport & Recreation	People	2.2.1	**Strategic Active Sports Facilities Plan**	Finalise the Strategic Active Sports Facilities Plan.	25-26	80%	75%	On-Track	ELT have requested this to be linked to other strategic documents. Draft version ready for ELT in September.
S1.5	Sport & Recreation	People	2.2.4	**Floodlighting at College Park**	Support the Claremont Junior Football Club to apply for State Government funding to upgrade reserve floodlighting at College Park to cater for growing demand for Girls AFL games.	25-26	100%	100%	Complete	
S1.5	Sport & Recreation	People	2.2.5	**Floodlighting at David Cruickshank Reserve**	Finalise options to upgrade reserve floodlighting at David Cruickshank Reserve.	25-26	100%	100%	Complete	
S1.6	Volunteer Services	People	2.3.1	**Volunteer Opportunities**	Advertise volunteer opportunities across a broader range of communication channels and platforms to attract more volunteers of all ages.	Annual	100%	100%	Complete	
S1.6	Volunteer Services	People	2.3.2	**Volunteer Appreciation**	Provide an annual volunteer appreciation celebration to recognise and thank current volunteers.	Annual	100%	100%	Complete	
S1.6	Volunteer Services	People	2.3.3	**Volunteer Services - Service Review**	Complete a review of the City's volunteer programs to ensure a holistic approach to the volunteer services provided by the City. This includes Policy and Procedure review for Friends of Bushland Groups, as well as city services facilitated by volunteers across business units.	26-27	35%	100%	Complete	Volunteer services review is complete, with systems to support volunteers and their supervisors now in place.
S1.8	Youth Development	People	3.1.1	**Map Facilities, Services, Events, Activities: Children 0-14 years**	Map existing facilities, services, events and activities for children aged 0-14 years, identify local needs and gaps, to inform recommendations for the annual program of events and activities. and update the Council Plan at the next review with agreed recommendations. When completing this review, include a review of College Park Family Centre to understand current and future needs among users of this facility.	28-29	45%	45%	On-Track	
S1.8	Youth Development	People	3.2.1	**Map Facilities, Services, Activities: Children 15-24 years**	Map existing facilities, services, events, activities and volunteer opportunities for young people aged 15-24 years, identify local needs and gaps, and update the Council Plan at the next review with agreed recommendations. When completing this review, consider access to mental health services, and investigate demand for a Youth Centre, new or upgraded skate parks, bike and pump tracks, and playground equipment for teenagers.	28-29	20%	30%	On-Track	
S4.1	Library Services	Prosperity	10.1.1	**Service Review - Libraries**	Undertake a review of the City's library services and propose a costed improvement program to meet current and future needs.	28-29	45%	45%	On-Track	

Council Plan-CBP 2025/26: Quarter 4 Report - CBP Actions

Service Area #	City Performance & Community Development Service Area	Strategic Pillar	Action #	Action Title	OUR PLAN FOR THE FUTURE- COUNCIL PLAN 2023-33 CBP Review 25-26 - Quarterly Report on Council Plan/ CBP Actions For 2025/26	Action End FY	Planned Q4: % complete	Report Q4: Actual Q4 % Complete	Report Q4 Status 25/26 Q4 Complete Not Commenced On-Track Monitor Off-Track	Report Q4: April - June 2026 Comment 25/26 Q4 Note: if the Actions is 'monitor', 'off-track' or 'not commenced' please, briefly, outline the reason and the action being taken and/ or support needed.
TBC	Local Economic Development	Prosperity	9.1.6	**Service Feasibility - Local Economic Development**	Investigate the feasibility of providing a local economic development service, assess purpose, scope and resourcing requirements, for start in 2026/27.	26-27	20%	20%	On-Track	Initial scoping underway.
S5.4	Strategic Planning & Performance	Performance	11.1.3	**Council Plan (SCP and CBP)**	Develop and review the Council Plan for the Future, in accordance with statutory requirements (Council Plan includes the Strategic Community Plan and Corporate Business Plan)	Annual	90%	55%	Monitor	Did not progress as planned due to limited resourcing in the Strategy and Performance Service Area, across the quarter, to June 2026. Budget and Service Plans prepared together and will be consolidated in the updated CBP for 2026/27.
S5.4	Strategic Planning & Performance	Performance	12.2.2	**Service Plans (SP)**	Coordinate the annual review of Service Plans to support continuous improvement, decision-making, and communicate service level commitments to customers and community.	Annual	90%	55%	Monitor	Did not progress as planned due to limited resourcing in the Strategy and Performance Service Area, across the quarter, to June 2026. Budget and Service Plans prepared together and will be reflected in the consolidated Service Plans for 2026/27.
S5.8	Digital & Information Services	Performance	11.1.8 (SP)	**One Council Platform (centralise and integrate digital systems)**	Implement the One Council Platform to centralise and integrate digital systems, improve business efficiencies, customer experiences, and timeliness of communication (i.e. providing improved access to time-sensitive, critical information relating to new developments).	26-27	65%	65%	Monitor	Have not implemented the full module yet as there is no formal OnceCOuncil project and we are using BAU resources, who also need to liaise with BAU resources across various departments including Finance. Work is ongoing.
S5.8	Digital & Information Services	Performance	11.1.13	**Digital Transformation Strategy**	Develop a Digital Transformation Strategy that outlines the approach and program to modernises digital infrastructure, build capacity and support responsive, data-driven decision-making, streamlined operations and improve the delivery of City services.	Annual	100%	Select % Q4	Complete	This was previously completed, with CEO endorsement received.
S5.8	Digital & Information Services	Performance	11.1.14	**Business Continuity Plan**	Review and Update the Business Continuity Plan.	Annual	100%	100%	Complete	
S5.8	Digital & Information Services	Performance	11.1.15	**SharePoint Modernisation**	Modernise SharePoint to improve and support effective knowledge management.	Annual	100%	100%	Complete	Completed as part of the Knowledge Management Improvement initiative from the CEO
S5.8	Digital & Information Services	Performance	12.1.4	**Online Project Mapping**	Introduce a user-friendly online mapping tool to communicate the location and status of City projects (roads, parks, events, etc).	26-27	5%		Not Commenced or On-Hold	Not yet commenced due to other priorities. No funding allocated for FY 26/27 either so any work will be done as part of business as usual at this stage.
S5.9	Information & Records Management	Performance	11.1.16	**PRIS Regulations**	Implement Privacy and Responsible Information Sharing Regulations (PRIS) as per PRIS Act 2024	27-28	75%	100%	Complete	Managers trained with train the trainer approach. Elected members scheduled in for August 2026
S5.6	Financial Services	Performance	11.1.18	**Rating Strategy**	Develop a Rating Strategy to ensure long term financial viability	Bi-annual	100%	50%	Monitor	Draft in progress.
S5.6	Financial Services	Performance	11.1.12	**Long-Term Financial Plan**	Develop and review the Long-Term Financial Plan to ensure the long term viability and sustainability of the City and support the achievement of Council Plan.	Annual	5%		Monitor	In-Development
S5.6	Financial Services	Performance	11.1.19	**Reserves Strategy**	Review Financial Reserves (Cash Backed) Strategy	Bi-annual	50%	50%	Monitor	Reserve Policy in draft; Strategy to be developed.
S5.6	Financial Services	Performance	11.1.20	**System Upgrades**	Leadership role in the upgrade of the Revenue Application (Rates and other Revenue) to a contemporary cloud based solution	Annual	100%	100%	Complete	Authority upgrade completed on 13 July 2026

Council Plan-CBP 2025/26: Quarter 4 Report - CBP Actions

Service Area #	City Performance & Community Development Service Area	Strategic Pillar	Action #	Action Title	OUR PLAN FOR THE FUTURE- COUNCIL PLAN 2023-33 CBP Review 25-26 - Quarterly Report on Council Plan/ CBP Actions For 2025/26	Action End FY	Planned Q4: % complete	Report Q4: Actual Q4 % Complete	Report Q4 Status 25/26 Q4 ● Complete ● Not Commenced ● On-Track ● Monitor ● Off-Track	Report Q4: April - June 2026 Comment 25/26 Q4 Note: if the Actions is 'monitor', 'off-track' or 'not commenced' please, briefly, outline the reason and the action being taken and/ or support needed.
S5.6	Financial Services	Performance	11.1.21	**Financial Policy Review**	Review, amend, remove and add relevant financial procedures that are current with revised policies and meet current accounting standards, legislation and system requirements	Annual	80%	80%	On-Track	Under review.
S5.6	Financial Services	Performance	11.1.22	**Financial Procedure Review**	Review, amend, remove and add relevant financial procedures that are current with revised policies and meet current accounting standards, legislation and system requirements	Annual	60%	50%	Monitor	Under review.
S5.6	Financial Services	Performance	11.1.23	**Audit Findings**	Address and implement all agreed audit findings - identified by both Office of Auditor General and other Audit partners	Annual	50%	50%	On-Track	17 management letter points: 18% have been completed 29% have been completed and awaiting review by the auditors as part of the 2025/26 audit process 53% are work in progress
S5.12	Customer Services	Performance	12.2.3	**Customer Service Charter**	Review the Customer Service Charter.	25-26	Select % Q4	70%	On-Track	Draft in place.

Council Plan-CBP 2025/26: Quarter 4 Report - CBP Actions

Service Area #	City Infrastructure and Environment Service Area	Strategic Pillar	Action #	Action Title	OUR PLAN FOR THE FUTURE- COUNCIL PLAN 2023-33 CBP Review 25-26 - Quarterly Report on Council Plan/ CBP Actions For 2025/26	Action End FY	Planned Q4: % complete	Report Q4: Actual Q4 % Complete	Report Q4 Status 25/26 Q4 Complete Not Commenced On-Track Monitor Off-Track	Report Q4: April - June 2026 Comment 25/26 Q4 Note: if the Actions is 'monitor', 'off-track' or 'not commenced' please, briefly, outline the reason and the action being taken and/ or support needed.
S2.1	Environmental Conservation	Planet	4.1.2	**City Greenway Policy**	Review and update the City Greenway Policy.	26-27	50%		Not Commenced or On-Hold	Due to resourcing constraints, this project has been delayed to allow priority to be given to higher-priority strategic and operational projects.
S2.1	Environmental Conservation	Planet	4.1.3	**Bushland Management Plans**	Review and update bushland management plans for Shenton Bushland, Hollywood Reserve, Birdwood Parade, Point Resolution, Mt Claremont, and Allen Park. These plans aim to revegetate remnant bushland and wetlands to protect and enhance habitats for native flora and fauna, including black cockatoos.	26-27	20%	20%	On-Track	Desktop study undertaken and plan to use intern students to help review management plans in 26/27
S2.2	Arboriculture (Greening Services)	Planet	4.2.1	**Urban Forest Strategy**	Review and update the Urban Forest Strategy (2024-34). This plan will include a major audit of trees on City managed lands (parks, verges, etc), the establishment of a tree asset register that is maintained regularly, and development of a plant pathogen management plan. When developing this plan, the City will set realistic canopy targets and develop a costed Tree Planting Program, with consideration for financial sustainability and whole-of-life costings.	25-26	100%	100%	Complete	
S2.2	Arboriculture (Greening Services)	Planet	4.2.2	**Tree Planting Program**	Implement the Tree Planting Program.	Annual	90%	95%	On-Track	Finalising orders. Expecting to completed all action 100% by Q1 2026-27
S2.3	Waste Minimisation	Planet	5.1.5	**Waste Plan**	Review Waste Plan and complete Annual Report in compliance with regulatory requirements (Waste Avoidance and Resource Recovery Act 2007, Section 44). Annual Report submitted to the Department of Water and Environmental Regulations (DWER).	Annual	90%	95%	On-Track	
S3.6	Asset Management	Place	7.1.4	**Asset Management Plan - Buildings**	Develop and review the Asset Management Plan - Buildings	25-26	90%	90%	On-Track	
S3.6	Asset Management	Place	7.2.7	**Asset Management Plan - Parks**	Develop and review the Asset Management Plan - Parks	25-26	90%	90%	On-Track	
S3.7	Building Maintenance	People	3.4.2	**Access to Council facilities**	Identify opportunities to improve universal access to Council facilities and reserves (i.e. self-opening doors, ramps, sealing footpaths and accessways, parking, beach and river access etc) and include specific actions when reviewing the Disability Access and Inclusion Plan and Capital Works Program.	Annual	90%	90%	On-Track	Most of the City's buildings failed the audit, contrary to the Disability Act requirements. Maintenance & Engineering Team - prioritise and implement in line with allocated resources. The identification of Universal access facilities are part of the Disability Action Inclusion Plan. Any actions, together with the building condition assessments from the Asset Management Plan, must be prioritised through the proposed Capital Works Program.
S3.8	Parks Services	Planet	5.1.3	**Platinum Waterwise Status**	Improve water management practices and strive to achieve Platinum Waterwise Status.	28-29	90%	100%	Complete	The City was not successful with the Platinum Waterwise Status this year. However, we have retained our Gold Status and will continue to apply for Platinum in the next year, subject to budget approval.
S3.8	Parks Services	Place	7.3.3	**Urban Forest Strategy**	Implement Actions in the Urban Forest Strategy for street trees.	28-29		100%	Complete	

Council Plan-CBP 2025/26: Quarter 4 Report - CBP Actions

Service Area #	City Infrastructure and Environment Service Area	Strategic Pillar	Action #	Action Title	OUR PLAN FOR THE FUTURE- COUNCIL PLAN 2023-33 CBP Review 25-26 - Quarterly Report on Council Plan/ CBP Actions For 2025/26	Action End FY	Planned Q4: % complete	Report Q4: Actual Q4 % Complete	Report Q4 Status 25/26 Q4 Complete Not Commenced On-Track Monitor Off-Track	Report Q4: April - June 2026 Comment 25/26 Q4 Note: if the Actions is 'monitor', 'off-track' or 'not commenced' please, briefly, outline the reason and the action being taken and/ or support needed.
S3.9	Transport & Development	Place	8.1.3	**Long-term Cycle Network (LTCN)**	Develop a Long-Term Cycle Network (LTCN) plan, an aspirational blueprint for infrastructure, for all ages and cycling abilities, and providing a framework for planning and funding decisions.	25-26	90%	100%	Complete	
S3.9	Transport & Development	Place	8.3.1	**Traffic Model Development**	Develop and maintain a traffic model to be used proactively to assess the traffic impacts of future developments.	25-26	90%	100%	Complete	
S3.9	Transport & Development	Place	8.4.1	**Parking Strategy**	Develop a Parking Strategy to manage growing demand and traffic congestion.	25-26	90%	80%	On-Track	
S3.10	City Projects	Place	7.3.1 (SP)	**Underground Power**	Facilitate the installation of underground power in Hollywood East, Nedlands West and Nedlands North precincts.	27-28	100%	90%	On-Track	UG Power for Nedlands North and West completed. Hollywood East Project will be delivered as per the LTFP and budget approval process.
S5.2 S3.9	Director and Transport & Development	Place	8.1.1	**Advocacy - Stirling Highway**	Continue to advocate and engage Main Roads regarding the construction of an at-grade signalised crossing on Stirling Highway (Smyth or Stanley).	27-28			Monitor	Advocacy ongoing with MRWA - Implementation is up to MRWA approvals and subject to their budget process.
S5.2 S3.9	Director and Transport & Development	Place	8.2.1	**Advocacy - Public Transport Services**	Advocate for improvements in public transport services and alternative transport options, and initiatives to increase commuter awareness and usage across the City of Nedlands.	28-29			Monitor	Advocacy ongoing with PTA.
S5.10	Fleet Management	Performance	11.1.17	**Asset Management Plan - Fleet**	Finalise and review the Asset Management Plan - Fleet	Annual			Not Commenced or On-Hold	Requires a consultancy budget. Other asset management plans have been prioritised.

Council Plan-CBP 2025/26: Quarter 4 Report - CBP Actions

Service Area #	City Development & Regulatory Services Service Area	Strategic Pillar	Action #	Action Title	OUR PLAN FOR THE FUTURE- COUNCIL PLAN 2023-33 CBP Review 25-26 - Quarterly Report on Council Plan/ CBP Actions	Action End FY	Planned Q4: % complete	Report Q4: Actual Q4 % Complete	Report Q4 Status 25/26 Q4 Complete Not Commenced On-Track Monitor Off-Track	Report Q4: April - June 2026 Comment 25/26 Q4 Note: if the Actions is 'monitor', 'off-track' or 'not commenced' please, briefly, outline the reason and the action being taken and/ or support needed.
S1.4	Environmental Health	People	2.1.1	**Local Public Health Plan**	Review the Local Public Health Plan in accordance with statutory requirements in the Public Health Act 2016.	26-27	95%	75%	Monitor	Continued work on the review of the City's Public Health Plan and alignment with the State Public Health Plan 2025–2030. Key activities included reviewing the State Public Health Plan and mapping state objectives and priorities against existing City Public Health Plan actions. Drafted additional business-as-usual actions to strengthen alignment with relevant State objectives. Progress was slower than anticipated during the quarter due to reduced Environmental Health staffing levels, with a substantial portion of the quarter affected by staff leave and internal secondment arrangements. Despite these resourcing constraints, alignment work continued and a draft reviewed Plan was prepared for internal consultation and feedback.
S1.7	Ranger Services	People	2.4.1	**Responsible Pet Ownership**	Develop a community engagement program to promote and encourage responsible pet ownership, with consideration for new legislation in the Cat Local Law.	28-29	100%	70%	Monitor	Follow up meetings with Communications required to finalise social media programs and workshop details. The review of the Cat Act 2011 is still underway by DLGIRS and Ranger Services are monitoring any changes regarding this.
S1.7	Ranger Services	People	2.4.3	**Process - Animal Management**	Review and improve the process for raising and addressing animal complaints, mediating disputes, and enforcing regulations.	26-27	50%	75%	On-Track	Introduction of Altitude is complete, with One-Council requiring all departments to approve and sign-off on functions. Ranger Services currently auditing functions before approving. Ranger Impound SOP and Swanbourne Vet MOU updated to refine and improve impound process and responsibilities.
S1.7	Ranger Services	People	2.5.1	**Community Awareness - Safety and Security Initiatives**	Provide a campaign to improve community awareness of safety and security initiatives.	Annual	100%	75%	Monitor	Follow up meeting with Communications required to finalise details regarding campaign ideas. Rangers purchased and upgraded body worn cameras, Subsequently, a review and updated the Body Worn Camera SOP was complete. Rangers are waiting for a response from AeroRanger, after requesting a free trial to utilise a portable camera to improve evidence quality required for parking faculty enforcement.
S1.7	Ranger Services	Place	7.2.6	**Karrakatta Cemetery - Safety and Amenity**	Partner with the Metropolitan Cemeteries Board to investigate ways to improve amenities and safety around Karrakatta Cemetery, with consideration for security, parking, verges, lighting and visual screening planting.	28-29	50%	75%	On-Track	Key business units from the City formally met with the MCB on 22 June 2026 to review progress and continue collaborative planning for improvements around Karrakatta Cemetery. Actions relating to security, parking, verges, lighting and visual screening have been identified and assigned to both MCB and the City. A follow-up meeting is scheduled for 25 August 2026 to review progress and next steps.

Council Plan-CBP 2025/26: Quarter 4 Report - CBP Actions

Service Area #	City Development & Regulatory Services Service Area	Strategic Pillar	Action #	Action Title	OUR PLAN FOR THE FUTURE- COUNCIL PLAN 2023-33 CBP Review 25-26 - Quarterly Report on Council Plan/ CBP Actions	Action End FY	Planned Q4: % complete	Report Q4: Actual Q4 % Complete	Report Q4 Status 25/26 Q4 Complete Not Commenced On-Track Monitor Off-Track	Report Q4: April - June 2026 Comment 25/26 Q4 Note: if the Actions is 'monitor', 'off-track' or 'not commenced' please, briefly, outline the reason and the action being taken and/ or support needed.
S3.1	Strategic Urban Planning	People	1.3.1	**Local Heritage Survey**	Update the Local Heritage Survey and list of places the City deems are, or may become, of heritage significance.	26-27	75%	50%	Monitor	Community nominations have now concluded, and work is progressing on the preparation of the draft Heritage List and Heritage Survey. The City received a significant level of community interest, resulting in a substantial number of nominations being submitted for consideration. A slight delay to the project timeline was required to enable the newly elected Council to become familiar with the project before commencing the community nomination process.
S3.1	Strategic Urban Planning	Place	6.1.1	**Local Planning Framework**	Review of the Local Planning Framework in collaboration with the community and State Government to agree on an approach for responsible and sustainable development that meets local community needs. When reviewing the framework consider Nedlands town centre, local community hubs, housing needs, appropriate sites for high-density dwellings, and green spaces.	27-28	35%	35%	On-Track	The project experienced a minor delay as a result of the Council election period. A workshop on the Local Planning Strategy (LPS) has since been conducted, and a community survey attracted strong engagement, receiving 152 submissions. The next stage of the project involves further community workshops to inform the development of the draft LPS, which will then be presented to Council for consideration and consent to advertise.
S3.1	Strategic Urban Planning	Place	6.1.2	**Scheme Amendment 103 - Stirling Highway (limits on building heights)**	Progress Scheme Amendment 13 - Stirling Highway and related policies to introduce limits on building heights.	25-26	100%	100%	Complete	Approval for this Scheme Amendment has been achieved (March 2026). Scheme Amendment was modified by the Minister prior to its approval.
S3.1	Strategic Urban Planning	Place	6.1.3	**Local Planning Policy 1.3. - Sustainability Policy (Residential)**	City's Local Planning Policy 1.3 - Sustainability Policy (Residential)	25-26	100%	100%	Complete	City adopted LPP 1.3 Sustainable Design February 2024. The LPP is now active and used when assessing DA's. Due to a Notice of Motion last year, amendments to the LPP have been progressed and will be presented to Council later this year.
S3.1	Strategic Urban Planning	Place	6.1.4	**Mt Claremont Masterplan**	Prepare the Mt Claremont Masterplan to resolve land use within and surrounding the Subiaco Wastewater Treatment Plant odour buffer and Graylands Hospital.	25-26	100%	100%	Complete	Mount Claremont Masterplan was endorsed by Council October 2025. Strategic team has flagged some minor changes to the endorsed Masterplan given the updates surrounding the divestment of Irwin Barracks.
S3.1	Strategic Urban Planning	Place	6.1.7	**Developer Contribution Plan and Local Planning Policy - Upgrade Laneways**	Prepare a Developer Contribution Plan and Local Planning Policy to upgrade the City's numerous laneways and guide development adjacent to the laneways.	26-27	80%	60%	Monitor	City has a draft laneway audit report completed and will be sending up to Council for consent to advertise. Based on advice from DPLH a Developer Contribution Plan will not be supported and has required the City to look into alternative options. Once the Laneway Audit is supported the City will look to progress a Scheme Amendment and Local Planning Policy.
S3.1	Strategic Urban Planning	Place	7.2.2	**Public Open Space**	Undertake a review of public open space requirements to meet current and future needs. Align recommendations with findings from the service mapping exercises for youth, families and seniors, and the review of the Disability Access and Inclusion Plan.	26-27	35%	35%	On-Track	This project is directly linked with the Local Planning Strategy and will be completed at the same time.

Council Plan-CBP 2025/26: Quarter 4 Report - CBP Actions

Service Area #	City Development & Regulatory Services Service Area	Strategic Pillar	Action #	Action Title	OUR PLAN FOR THE FUTURE- COUNCIL PLAN 2023-33 CBP Review 25-26 - Quarterly Report on Council Plan/ CBP Actions	Action End FY	Planned Q4: % complete	Report Q4: Actual Q4 % Complete	Report Q4 Status 25/26 Q4 Complete Not Commenced On-Track Monitor Off-Track	Report Q4: April - June 2026 Comment 25/26 Q4 Note: if the Actions is 'monitor', 'off-track' or 'not commenced' please, briefly, outline the reason and the action being taken and/ or support needed.
S3.1	Strategic Urban Planning	Prosperity	(SP) 9.1.2	**Place Vision-Nedlands Town Centre**	Develop a Place Vision for the Nedlands Town Centre.	27-28	10%	10%	On-Track	Scope completed. Funding pending confirmation from finance.
S3.1	Strategic Urban Planning	Prosperity	(SP) 9.1.5	**Place Plan-Mt Claremont Shopping Precinct**	Develop a Place Plan for Mt Claremont Shopping Precinct to revitalise and activate the community hub.	27-28	10%	10%	On-Track	Scope completed. Funding pending confirmation from finance.
S3.1 S5.2	Strategic Urban Planning and Director	Prosperity	(SP) 9.1.1	**UWA-QEII Precinct Plan**	Partner with the State Government and City of Perth to prepare a UWA-QEII Precinct Plan.	27-28	10%	10%	On-Track	Scope completed. Funding pending confirmation from finance.
S3.1 S5.2	Strategic Urban Planning and Director	Prosperity	(SP) 9.1.3	**Place Plans-Hampden Rd and Broadway**	Create an agreement with the City of Perth to co-create Place Plans for Hampden Rd and Broadway to revitalise and activate shared village precincts.	27-28	10%		Not Commenced or On-Hold	This project has been placed on pause due to the QEII Improvement Scheme being prepared by the State Government. Money previously allocated between City of Perth and Nedlands has been refunded.
S5.2	Director	People	1.3.4	**Sunset Precinct, Jutland Parade**	Advocate for heritage and activation works to be completed at the Sunset Precinct, Jutland Parade.	28-29	10%	10%	On-Track	Report has been prepared and endorsed by Council> City will continue to advocate with the State on the development of Sunset Hospital.
S5.7	Land & Property	Place	7.1.1	**Land Asset Optimisation Strategy**	Develop a Land Asset Optimisation Strategy to identify opportunities to improve, rationalise or share community assets to ensure sustainable and optimal use of Council assets and resources.	27-28			Not Commenced or On-Hold	To commence in the 2026/27, for completion in 2027/28. Strategy developed by the end of the 1st quarter in 2027/28. (Note, background/ supporting work was previously reported, however Strategy development will be formally commenced in 2026/27).

16.5 Monthly Accounts Paid - August 2026

Report Number	**PCD 13.06.26**
Applicant	City of Nedlands
Disclosure of Interest	Nil
Voting Requirements	Simple Majority
Authority/Discretion	Executive
Contributing Officer	Mark Ponton – Accountant
Responsible Officer	Thushara Wijesiri – Manager Financial Services
Director	Noelene Jennings - Acting Director City Performance and Community Development
Attachments	1. List of Accounts Paid Council Report - Aug 26 [**16.5.1**] 2. Fuel Card Report - Aug 2026 [**16.5.2**] 3. Purchase Card Report - Aug 26 [**16.5.3**]

Purpose

The purpose of this report is to consider a list of accounts paid for the month of August 2026, as detailed in this report.

Officer Recommendation and Council Decision

That Council RECEIVES the List of Accounts Paid Report for the month of August 2026.

Moved: Mayor Leonie Browner **Seconded: Cr Jenny Mathews**

CARRIED UNANIMOUSLY 9-0

For: **Mayor Leonie Browner, Cr Jenny Mathews, Cr Eliza Clapin, Cr Julian Coleman, Cr Rebecca Anne Coghlan, Cr Rachel Kristensen, Cr Stephen Kobelke, Cr Charles Pan and Cr Glenn Ruscoe**

Against: **Nil**

Background

Regulation 13 of the Local Government (Financial Management) Regulations 1996 requires a list of accounts paid to be prepared each month, showing each account paid since the last list was prepared. This list is to include the following information:

1. the payee's name;
2. the amount of the payment:
3. the date of the payment; and
4. sufficient information to identify the transaction.

Consultation

Nil.

Strategic Implications

This item is strategically aligned to the City of Nedlands Council Plan 2023-33 vision and desired outcomes as follows:

Vision: Sustainable and responsible for a bright future

Performance
11. Effective leadership and governance.

Financial Implications

Nil

Legislative and Policy Compliance

In accordance with regulation 13 of the Local Government (Financial Management) Regulations 1996 the administration is required to present the List of Accounts Paid to Council.

Risk Considerations

Risk Category	Adopted Risk Appetite Rating	Comment on Risk
Financial	Moderate	Monthly reporting is a key control in ensuring that the City prudently manages its financial position with due regard to anticipating and mitigating financial risks.

Analysis and Conclusion

That, in accordance with regulation 13 of the Local Government (Financial Management) Regulations 1996, Council RECEIVES the list of payments drawn for the month of August 2026, as detailed in this report.

City of Nedlands - List of Accounts Paid

For the Period 01-Aug-2026 to 31-Aug-2026

Payment Reference	Payment Date	Creditor Number	Creditor Name		Payment Amount
Creditor EFT					**1,982,841.17**
115943	**6/08/2026**	**10028**	**Bunnings Group Limited**		**170.17**
2433/00881730	Standing order for purchase of equipment			170.17	
115944	**6/08/2026**	**10034**	**Chubb Fire & Security Pty Ltd**		**2,048.69**
4033255	Fire Panel Testing			72.03	
4093693	Fire Equipment Testing FY 25/26			1,832.60	
4033257	Fire Panel Testing			72.03	
4032866	Fire Panel Testing			72.03	
115945	**6/08/2026**	**10100**	**Paraquad Industries (Alinea Inc)**		**6,982.88**
INV60499	Inter Library Courier Service			6,982.88	
115946	**6/08/2026**	**10167**	**Roads 2000 Pty Ltd**		**117,216.11**
203847	Kennedia Lane Section 1			117,216.11	
115947	**6/08/2026**	**10226**	**Dept of Premier & Cabinet**		**1,554.72**
1013450	Publication Costs -Gov Gazette-SA13 & 19			1,202.94	
1013459	Publication Costs (Gov Gazette - SA15)			191.88	
1013457	Public Notice			159.90	
115948	**6/08/2026**	**10229**	**WALGA**		**566.50**
SI-018768	WALGA Mayor Course			566.50	
115949	**6/08/2026**	**10398**	**Centurion Temporary Fencing**		**82.50**
50349	Temp fencing for J23 invoice from June			82.50	

City of Nedlands - List of Accounts Paid

For the Period 01-Aug-2026 to 31-Aug-2026

Payment Reference	Payment Date	Creditor Number	Creditor Name		Payment Amount
115950	**6/08/2026**	**10402**	**DU Electrical Pty Ltd**		**534.27**
00019263	Hinges and struts for irrigation cabinet			534.27	
115951	**6/08/2026**	**10456**	**G M S Security (WA) Pty Ltd**		**118.25**
INV-22410	Alarm Call Out			118.25	
115952	**6/08/2026**	**10457**	**Instant Products Hire**		**305.97**
233395	Toilet hire john 23rd holding yard			305.97	
115953	**6/08/2026**	**10483**	**DFS Industrial & Environmental Services Pty Lt**		**2,441.89**
00026607	Amendment for 25/26 EOFY			2,441.89	
115954	**6/08/2026**	**10549**	**JB Hi-Fi Group Pty Ltd**		**2,469.00**
00200529	Alienware 16 Aurora 16' WQXGA 120Hz			2,469.00	
115955	**6/08/2026**	**10553**	**Mr I De Souza**		**480.00**
INV MT326_01	Life Models for Life Drawing Thursdays			240.00	
INV MT326_02	Life Models for Life Drawing Thursdays			240.00	
115956	**6/08/2026**	**10584**	**Rubek Automatic Doors**		**3,781.80**
00046471	Automatic Door Service			3,781.80	
115957	**6/08/2026**	**10604**	**Junk Removal**		**455.00**
INV14974	Illegal dumping - Elizabeth Street			195.00	
INV15025	Illegal dumping - Lawler Park			260.00	

City of Nedlands - List of Accounts Paid

For the Period 01-Aug-2026 to 31-Aug-2026

Payment Reference	Payment Date	Creditor Number	Creditor Name		Payment Amount
115958	**6/08/2026**	**10649**	**Ultimo Catering and Event P/L**		**179.95**
00432498	VERAISON - Council Training Catering			179.95	
115959	**6/08/2026**	**10693**	**Boyan Electrical Services Boyan Electrical Serv**		**451.25**
61213	Test sports lights at Allen Park			451.25	
115960	**6/08/2026**	**10724**	**TechnologyOne**		**4,730.00**
265736	Consulting services - System Upgrade			4,730.00	
115961	**6/08/2026**	**10735**	**WINC Australia Pty Ltd (Previous name**		**129.43**
9050853558	Electrical equipment			129.43	
115962	**6/08/2026**	**11017**	**West Coast Shade Pty Ltd**		**319.00**
15098	Strickland Street Reserve Sail Repairs			319.00	
115963	**6/08/2026**	**11214**	**Roof Checks W.A.**		**2,785.00**
447	Gutter Cleaning FY25/26 City Wide			2,785.00	
115964	**6/08/2026**	**11280**	**Programmed Skilled Workforce Limited**		**2,835.14**
5262087	Temporary Ranger Administration Officer			2,835.14	
115965	**6/08/2026**	**11398**	**Totally Workwear Mt Hawthorn R & J Marinich F**		**347.00**
0001-00030888	Safety Boots			260.00	
0001-00030957	Short Sleeve Shirts - Ranger Uniform			87.00	
115966	**6/08/2026**	**11630**	**Bobs Odd Jobs AU Pty. Ltd.**		**242.00**
INV-0780	Illegal dumping - Dalkeith Hall			242.00	

City of Nedlands - List of Accounts Paid

For the Period 01-Aug-2026 to 31-Aug-2026

Payment Reference	Payment Date	Creditor Number	Creditor Name		Payment Amount
115967	**6/08/2026**	**11639**	**Telstra Limited**		**1,640.00**
4374343061 - JULY 2026	T 311 - JULY 2026			55.00	
1315114130 - JULY 2026	T 311 - JULY 2026			510.00	
4374343061 - MAY 2026	T 311 - MAY 2026			55.00	
1315114130 - AUGUST 2025	T 311 - AUGUST 2025			510.00	
1315114130 - DECEMBER 2025	T 311 - DECEMBER 2025			510.00	
115968	**6/08/2026**	**11673**	**Nola Britton**		**270.00**
208	Life Drawing Social			90.00	
207	Life Drawing Social			90.00	
209	Life Drawing Social			90.00	
115969	**6/08/2026**	**11706**	**Baroness Holdings Pty Ltd t/as Tree Planting ar**		**2,112.00**
INV-2821	2026 Winter Tree Plant install additional			2,112.00	
115970	**6/08/2026**	**11758**	**Cynthia Forrest**		**270.00**
215	Life Drawing Social			90.00	
216	Life Drawing Social			90.00	
217	Life Drawing Social			90.00	
115971	**6/08/2026**	**11797**	**Helene Pty LTD T/AS Lo-Go Appointments**		**3,297.28**
H7209	Wages - Agency staff			3,297.28	
115972	**6/08/2026**	**11856**	**Deans Autoglass OHSG Pty Ltd**		**452.00**
00079549	Repair passenger door damaged glass			452.00	

City of Nedlands - List of Accounts Paid

For the Period 01-Aug-2026 to 31-Aug-2026

Payment Reference	Payment Date	Creditor Number	Creditor Name		Payment Amount
115973	**6/08/2026**	**11930**	**Coles Supermarkets Australia Pty Ltd**		**240.40**
268024925	Council Agenda Briefings OCMs July SFO			240.40	
115974	**6/08/2026**	**12122**	**Kyocera Leasing Account Kyocera Document S**		**479.60**
INV-306540-X7K7B8	Principal repayment of lease - Plotter			479.60	
115975	**6/08/2026**	**12160**	**FUTURE INSTITUTE OF AUSTRALIA PTY LTD**		**5,494.50**
INV-2462	Leadership Fundamentals Program			5,494.50	
115976	**6/08/2026**	**12187**	**CRAYON AUSTRALIA PTY LTD**		**429.50**
4403029654	Power Apps Premium - prorated to Dec2026			429.50	
115977	**6/08/2026**	**12224**	**GUILDFORD GARDEN MACHINERY The trustee**		**153.00**
21556	Repair Battery operated backpack			153.00	
115978	**6/08/2026**	**12228**	**Djoona Pty Ltd Joe Collard**		**2,640.00**
INV-0222	2026 NAIDOC Week Day 2 Dreaming Stories			330.00	
INV-0223	NAIDOC Week 2026 DAY 1			1,980.00	
INV-0221	2026 JUNE and JULY RWG Sitting Fees			330.00	
115979	**6/08/2026**	**12267**	**Casey Mulder**		**505.00**
220	Nedlands Library Subjects of Note event			505.00	
115980	**6/08/2026**	**12289**	**HMM Consulting MILROY, HELEN MARY**		**300.00**
08072026	NAIDOC Week 2026 DAY 3 Story Time			300.00	
115981	**6/08/2026**	**12295**	**GAWARAB PTY LTD Barbara Hostalek**		**257.00**
09	Nedlands Library Subjects of Note event			257.00	

City of Nedlands - List of Accounts Paid

For the Period 01-Aug-2026 to 31-Aug-2026

Payment Reference	Payment Date	Creditor Number	Creditor Name		Payment Amount
115982	**6/08/2026**	**12310**	**Shire of Serpentine Jarrahdale**		**586.24**
004933	LSL Payment			586.24	
115987	**13/08/2026**	**10001**	**Australian Taxation Office**		**169,554.00**
FORTNIGHT 09/08/2026	Withholding Tax (PAYG)			153,730.00	
FORTNIGHT 09/08/2026	Extra Tax			1,188.00	
FORTNIGHT 09/08/2026	HELP			3,254.00	
FORTNIGHT 09/08/2026	TSL			622.00	
FORTNIGHT 09/08/2026	Withholding Tax (PAYG)			10,760.00	
115988	**13/08/2026**	**10002**	**Child Support Registrar**		**561.22**
FORTNIGHT 09/08/2026	Child Support Agency			561.22	
115989	**13/08/2026**	**10003**	**Australian Services Union**		**190.50**
FORTNIGHT 09/08/2026	Australian Services Union			190.50	
115990	**13/08/2026**	**10005**	**Easi**		**3,525.08**
FORTNIGHT 09/08/2026	Novated Lease Easifleet - Pre Tax			2,313.80	
FORTNIGHT 09/08/2026	Novated Lease Easifleet- Post Tax			1,211.28	
115991	**13/08/2026**	**10006**	**Westpac Banking Corporation**		**96,379.05**
FORTNIGHT 09/08/2026	Employee Additional Contrib Pre Tax ($)			2,621.53	
FORTNIGHT 09/08/2026	Employee Additional Contrib Pre Tax (%)			8,519.48	
FORTNIGHT 09/08/2026	Employee Additional Contrib Post Tax (%)			245.56	
FORTNIGHT 09/08/2026	SGC Employer Contribution			3,009.43	
FORTNIGHT 09/08/2026	SGC Employer Contribution			634.98	

City of Nedlands - List of Accounts Paid

For the Period 01-Aug-2026 to 31-Aug-2026

Payment Reference	Payment Date	Creditor Number	Creditor Name	Payment Amount
FORTNIGHT 09/08/2026	SGC Employer Contribution			1,406.24
FORTNIGHT 09/08/2026	SGC Employer Contribution			4,127.93
FORTNIGHT 09/08/2026	SGC Employer Contribution			1,455.58
FORTNIGHT 09/08/2026	SGC Employer Contribution			977.63
FORTNIGHT 09/08/2026	SGC Employer Contribution			7,776.82
FORTNIGHT 09/08/2026	SGC Employer Contribution			489.46
FORTNIGHT 09/08/2026	SGC Employer Contribution			820.15
FORTNIGHT 09/08/2026	SGC Employer Contribution			1,615.39
FORTNIGHT 09/08/2026	SGC Employer Contribution			2,775.97
FORTNIGHT 09/08/2026	SGC Employer Contribution			976.29
FORTNIGHT 09/08/2026	SGC Employer Contribution			1,003.27
FORTNIGHT 09/08/2026	SGC Employer Contribution			1,667.70
FORTNIGHT 09/08/2026	SGC Employer Contribution			2,071.92
FORTNIGHT 09/08/2026	SGC Employer Contribution			4,310.27
FORTNIGHT 09/08/2026	SGC Employer Contribution			1,573.66
FORTNIGHT 09/08/2026	SGC Employer Contribution			391.10
FORTNIGHT 09/08/2026	SGC Employer Contribution			1,439.57
FORTNIGHT 09/08/2026	SGC Employer Contribution			507.69
FORTNIGHT 09/08/2026	SGC Employer Contribution			610.49
FORTNIGHT 09/08/2026	SGC Employer Contribution			1,357.34
FORTNIGHT 09/08/2026	SGC Employer Contribution			3,459.85
FORTNIGHT 09/08/2026	SGC Employer Contribution			1,107.32
FORTNIGHT 09/08/2026	SGC Employer Contribution			1,083.76
FORTNIGHT 09/08/2026	SGC Employer Contribution			2,542.98
FORTNIGHT 09/08/2026	SGC Employer Contribution			467.98
FORTNIGHT 09/08/2026	SGC Employer Contribution			3,300.00
FORTNIGHT 09/08/2026	SGC Employer Contribution			1,827.37

City of Nedlands - List of Accounts Paid

For the Period 01-Aug-2026 to 31-Aug-2026

Payment Reference	Payment Date	Creditor Number	Creditor Name	Payment Amount
FORTNIGHT 09/08/2026	SGC Employer Contribution			1,075.41
FORTNIGHT 09/08/2026	SGC Employer Contribution			1,551.71
FORTNIGHT 09/08/2026	SGC Employer Contribution			832.48
FORTNIGHT 09/08/2026	SGC Employer Contribution			2,904.96
FORTNIGHT 09/08/2026	SGC Employer Contribution			2,373.95
FORTNIGHT 09/08/2026	SGC Employer Contribution			2,241.07
FORTNIGHT 09/08/2026	SGC Employer Contribution			5,707.54
FORTNIGHT 09/08/2026	SGC Employer Contribution			1,977.52
FORTNIGHT 09/08/2026	SGC Employer Contribution			2,550.29
FORTNIGHT 09/08/2026	SGC Employer Contribution			540.63
FORTNIGHT 09/08/2026	SGC Employer Contribution			985.48
FORTNIGHT 09/08/2026	SGC Employer Contribution			2,457.06
FORTNIGHT 09/08/2026	Employer Contribution (Additional)			55.77
FORTNIGHT 09/08/2026	Employer Contribution (Additional)			60.51
FORTNIGHT 09/08/2026	Employer Contribution (Additional)			225.19
FORTNIGHT 09/08/2026	Employer Contribution (Additional)			73.08
FORTNIGHT 09/08/2026	Employer Contribution (Additional)			535.60
FORTNIGHT 09/08/2026	Employer Contribution (Additional)			115.38
FORTNIGHT 09/08/2026	Employer Contribution (Additional)			67.59
FORTNIGHT 09/08/2026	Employer Contribution (Additional)			103.05
FORTNIGHT 09/08/2026	Employer Contribution (Additional)			190.65
FORTNIGHT 09/08/2026	Employer Contribution (Additional)			86.60
FORTNIGHT 09/08/2026	Employer Contribution (Additional)			89.44
FORTNIGHT 09/08/2026	Employer Contribution (Additional)			115.38
FORTNIGHT 09/08/2026	Employer Contribution (Additional)			65.18
FORTNIGHT 09/08/2026	Employer Contribution (Additional)			132.90
FORTNIGHT 09/08/2026	Employer Contribution (Additional)			84.62

City of Nedlands - List of Accounts Paid

For the Period 01-Aug-2026 to 31-Aug-2026

Payment Reference	Payment Date	Creditor Number	Creditor Name		Payment Amount
FORTNIGHT 09/08/2026	Employer Contribution (Additional)			101.75	
FORTNIGHT 09/08/2026	Employer Contribution (Additional)			168.93	
FORTNIGHT 09/08/2026	Employer Contribution (Additional)			113.48	
FORTNIGHT 09/08/2026	Employer Contribution (Additional)			88.69	
FORTNIGHT 09/08/2026	Employer Contribution (Additional)			115.44	
FORTNIGHT 09/08/2026	Employer Contribution (Additional)			278.45	
FORTNIGHT 09/08/2026	Employer Contribution (Additional)			78.00	
FORTNIGHT 09/08/2026	Employer Contribution (Additional)			229.28	
FORTNIGHT 09/08/2026	Employer Contribution (Additional)			180.77	
FORTNIGHT 09/08/2026	Employer Contribution (Additional)			138.75	
FORTNIGHT 09/08/2026	Employer Contribution (Additional)			100.00	
FORTNIGHT 09/08/2026	Employer Contribution (Additional)			245.46	
FORTNIGHT 09/08/2026	Employer Contribution (Additional)			260.83	
FORTNIGHT 09/08/2026	Employer Contribution (Additional)			229.94	
FORTNIGHT 09/08/2026	Employer Contribution (Additional)			144.56	
FORTNIGHT 09/08/2026	Employer Contribution (Additional)			294.94	
FORTNIGHT 09/08/2026	Employer Contribution (Additional)			75.83	
FORTNIGHT 09/08/2026	Employer Contribution (Additional)			160.20	
115992	**13/08/2026**	**10013**	**Alinta Energy**		**818.90**
550999733	22 Apr 2026 to 21 Jul 2026			818.90	
115993	**13/08/2026**	**10019**	**Environmental Health Aust WA Inc**		**550.00**
126349	FoodSafe Annual Subscription			550.00	
115994	**13/08/2026**	**10021**	**Australia Post**		**537.20**
1014884637	Mail July 2026			537.20	

City of Nedlands - List of Accounts Paid

For the Period 01-Aug-2026 to 31-Aug-2026

Payment Reference	Payment Date	Creditor Number	Creditor Name		Payment Amount
115995	**13/08/2026**	**10024**	**Benara Nurseries**		**1,355.75**
301705	15 trees for 2026 winter tree program			1,355.75	
115996	**13/08/2026**	**10025**	**Boc Limited**		**23.91**
4042237767	Gas bottle lease			23.91	
115997	**13/08/2026**	**10026**	**Brown McAllister Surveyors**		**4,235.00**
INV-9152	As cons and A spec for Taylor Rd Sump			4,235.00	
115998	**13/08/2026**	**10028**	**Bunnings Group Limited**		**328.75**
2433/00888250	Standing Order Bunnings Materials			328.75	
115999	**13/08/2026**	**10029**	**Bunzl Limited**		**1,648.34**
Z456755	Cleaning and safety supplies.			1,648.34	
116000	**13/08/2026**	**10034**	**Chubb Fire & Security Pty Ltd**		**2,307.80**
4116044	Fire Hydrant testing			1,320.00	
4122346	Fire Equipment Testing FY 25/26			63.80	
4116045	Fire Hydrant testing			924.00	
116001	**13/08/2026**	**10070**	**J Blackwood & Son Ltd**		**245.77**
SI15683407	Supply Earplugs for W/Shop			85.93	
SI15682354	PPE RESTOCK			159.84	
116002	**13/08/2026**	**10076**	**Kleenit Pty Ltd**		**341.00**
189346	Graffiti removal - Shirley Fyfe gazebo			341.00	

City of Nedlands - List of Accounts Paid

For the Period 01-Aug-2026 to 31-Aug-2026

Payment Reference	Payment Date	Creditor Number	Creditor Name		Payment Amount
116003	**13/08/2026**	**10103**	**Post Newspapers Pty Ltd**		**528.00**
INV-00156366	Advertising Bush Fires Appointment 2026			528.00	
116004	**13/08/2026**	**10126**	**Town of Claremont**		**5,422.17**
2533	MRRG Application Assistance			5,422.17	
116005	**13/08/2026**	**10139**	**Western Metropolitan Regional Council**		**50.01**
M-2607313	City greenwaste disposal - July/August			50.01	
116006	**13/08/2026**	**10153**	**Priestman & Sharp**		**2,000.00**
26221	Fleet 1381 Excess			2,000.00	
116007	**13/08/2026**	**10183**	**Water Corporation**		**6,334.85**
9001405115	Bill ID - 0172			774.05	
9014584802	Bill ID - 0111			1,542.74	
9001409415	Bill ID - 0147			423.86	
9001398891	Bill ID - 0138			388.73	
9001399093	Bill ID - 0149			572.75	
9001409474	Bill ID - 0131			8.76	
9001409802	Bill ID - 0133			5.84	
9001410555	Bill ID - 0153			458.80	
9001412833	Bill ID - 0222			610.87	
9014026229	Bill ID - 0101			166.60	
9014026245	Bill ID - 0100			160.66	
9001409423	Bill ID - 0149			414.85	
9001412569	Bill ID - 0133			181.10	
9001412868	Bill ID - 0155			625.24	

City of Nedlands - List of Accounts Paid

For the Period 01-Aug-2026 to 31-Aug-2026

Payment Reference	Payment Date	Creditor Number	Creditor Name		Payment Amount
116008	**13/08/2026**	**10261**	**Donegan Enterprises Pty Ltd**		**4,724.50**
00007916	Remove and dispose of Allen Park shelter			4,724.50	
116009	**13/08/2026**	**10263**	**Planning Institute Australia WA**		**1,181.00**
76544	PIA WA State Conference 2026 (Tickets)			682.00	
76543	PIA WA State Conference 2026 (Tickets)			499.00	
116010	**13/08/2026**	**10288**	**Nutrien Water (Total Eden Pty Ltd)**		**220.79**
414090115	Irrigation Materials for Paul Hasluck			220.79	
116011	**13/08/2026**	**10304**	**Synergy**		**72,641.78**
844348590	Invoice - 2552016984			263.44	
801870080	Invoice 3185000083			6,829.53	
380380600	Invoice - 2392018119			2,921.04	
380380220	Invoice - 2392018118			2,743.39	
214 579 230	Invoice - 2468015918			47,488.61	
856995430	Invoice - 2640018481			2,078.44	
968214430	Invoice - 2732015594			179.45	
653311790	Invoice - 2572017705			158.73	
338661010	Invoice 2456019553			669.87	
338661150	Invoice 2456019554			137.78	
342131310	Invoice 2156532797			612.22	
331018820	Invoice 2600019615			155.47	
801340050	Invoice 3188000006			8,403.81	
116012	**13/08/2026**	**10383**	**Data#3 Limited**		**2,873.56**
SIN000386069	HPE Aruba Central AP Foundation 1 Yr Sub			2,873.56	

City of Nedlands - List of Accounts Paid

For the Period 01-Aug-2026 to 31-Aug-2026

Payment Reference	Payment Date	Creditor Number	Creditor Name		Payment Amount
116013	**13/08/2026**	**10402**	**DU Electrical Pty Ltd**		**29,599.90**
00019255	Electrical repairs to Melvista Park			29,285.30	
00019279	Flow switch for Hamilton Park			314.60	
116014	**13/08/2026**	**10467**	**The Information Management Group Pty Ltd**		**1,766.33**
94336545	Record Archive, Storage & Digitisation			925.74	
94336544	Record Archive, Storage & Digitisation			840.59	
116015	**13/08/2026**	**10549**	**JB Hi-Fi Group Pty Ltd**		**2,489.00**
00205548	JB Commercial Metro Non-Bulky			10.00	
00200498	Alienware 16 Aurora 16' WQXGA			2,479.00	
116016	**13/08/2026**	**10553**	**Mr I De Souza**		**240.00**
MT326_03	Life Models for Life Drawing Thursdays			240.00	
116017	**13/08/2026**	**10693**	**Boyan Electrical Services Boyan Electrical Serv**		**16,820.52**
61192	Lawler Park Tennis Courts			2,410.55	
60717	Emergency Light & RCD Testing FY2026/27			13,082.16	
60971	Lighting works			1,327.81	
116018	**13/08/2026**	**10697**	**StrataGreen**		**1,113.67**
193842	Assorted Spray Gear as per Quote 011552			1,113.67	
116019	**13/08/2026**	**10719**	**Electronic Signage Australia**		**869.00**
4205	New nanobeams			869.00	

City of Nedlands - List of Accounts Paid

For the Period 01-Aug-2026 to 31-Aug-2026

Payment Reference	Payment Date	Creditor Number	Creditor Name		Payment Amount
116020	**13/08/2026**	**10726**	**Safemaster Safety Products Pty Ltd**		**3,122.90**
00053286	Roof harness point testing			990.00	
00053284	Roof harness point testing			608.30	
00053283	Roof harness point testing			871.20	
00053285	Roof harness point testing			653.40	
116021	**13/08/2026**	**10735**	**WINC Australia Pty Ltd (Previous name**		**1,578.27**
9050895496	Kitchen consumables FY26/27			184.59	
9050914950	Winc Order Library 20 July 2026			1,336.88	
9050853559	Kitchen consumables FY26/27			56.80	
116022	**13/08/2026**	**10800**	**Living Turf**		**598.05**
194171/01	SOIL ACIDIFIER & LIQUID FERTILISER			598.05	
116023	**13/08/2026**	**11087**	**Beacon Equipment**		**290.00**
87593 #21	BRUSHCUTTER HARNESS (PPE)			290.00	
116024	**13/08/2026**	**11280**	**Programmed Skilled Workforce Limited**		**2,835.14**
5264475	Temporary Ranger Administration Officer			2,835.14	
116025	**13/08/2026**	**11401**	**Strategy 8 Pty Ltd**		**480.00**
INV-0459	Emerge Photography			480.00	
116026	**13/08/2026**	**11456**	**Paperbark Technologies Pty Ltd**		**880.00**
00010608	Review development applications			880.00	
116027	**13/08/2026**	**11608**	**Seal Island Pty Ltd Lateral Aspect**		**1,848.00**
INV-5218	Annual report 2024-2025			1,848.00	

City of Nedlands - List of Accounts Paid

For the Period 01-Aug-2026 to 31-Aug-2026

Payment Reference	Payment Date	Creditor Number	Creditor Name		Payment Amount
116028	**13/08/2026**	**11673**	**Nola Britton**		**90.00**
210	Life Drawing Social			90.00	
116029	**13/08/2026**	**11737**	**BY WORD OF MOUTH**		**800.00**
00015511	Emerge YAA - Catering			800.00	
116030	**13/08/2026**	**11758**	**Cynthia Forrest**		**90.00**
218	Life Drawing Social			90.00	
116031	**13/08/2026**	**11773**	**The Fruit Box Group Pty Ltd**		**484.21**
3538656	Fruit			119.74	
3535957	Milk			364.47	
116032	**13/08/2026**	**11797**	**Helene Pty LTD T/AS Lo-Go Appointments**		**2,599.04**
H7244	Wages - Agency staff			2,599.04	
116033	**13/08/2026**	**11805**	**Aqua Filtration Enterprises Pty Ltd**		**55.00**
INV-2917	Filter Change, Rental & Maintenance			55.00	
116034	**13/08/2026**	**11834**	**West-Sure Security**		**159.39**
36153	West sure Group Monthly FY26-27			159.39	
116035	**13/08/2026**	**11905**	**Luxworks Traffic Control and Management PTY**		**2,383.20**
18708	LUX TCM City wide standing order			1,175.38	
18665	Standing order for Lux TM			1,207.82	

City of Nedlands - List of Accounts Paid

For the Period 01-Aug-2026 to 31-Aug-2026

Payment Reference	Payment Date	Creditor Number	Creditor Name		Payment Amount
116036	**13/08/2026**	**11917**	**EnvisionWare Australia Pty Ltd**		**5,082.01**
INV-AU-0742	ENVISIONWARE SOLUTIONS ANNUAL RENEWAL			5,082.01	
116037	**13/08/2026**	**11930**	**Coles Supermarkets Australia Pty Ltd**		**333.48**
270217878	Council Agenda Briefings OCMs Aug SFO			124.83	
268777618	Coles Kitchen August Order			208.65	
116038	**13/08/2026**	**11931**	**McLeods Lawyers**		**1,103.52**
152806	Legal Advice on Governance matter			1,103.52	
116039	**13/08/2026**	**12032**	**Driva Pty Ltd**		**632.23**
FORTNIGHT 09/08/2026	Novated Lease Driva - Pre Tax			632.23	
116040	**13/08/2026**	**12121**	**DEPARTMENT OF LOCAL GOVERNMENT, INDU**		**41,930.56**
109403	Local Government Monitor			41,930.56	
116041	**13/08/2026**	**12136**	**Doug Buckey's Carpet Court The trustee for DC**		**2,770.00**
00034909	Admin building carpet tile replacement			2,770.00	
116042	**13/08/2026**	**12150**	**Proarb WA Pty Ltd**		**8,976.00**
3470	Bishop Rd Reserve-Tree maintenance			8,976.00	
116043	**13/08/2026**	**12171**	**Managed IT Pty Ltd**		**1,251.62**
301009	FortiGate 70G Firewall Rentals x4 + ship			1,251.62	
116044	**13/08/2026**	**12174**	**Benchmark Consulting WA**		**13,755.50**
3588	Application for DRF grant funding			13,755.50	

City of Nedlands - List of Accounts Paid

For the Period 01-Aug-2026 to 31-Aug-2026

Payment Reference	Payment Date	Creditor Number	Creditor Name	Payment Amount
116045	**13/08/2026**	**12227**	**Solas Solutions DRISCOLL, LORRAINE MARY**	**7,350.00**
260801	Corporate Services Contract Work		7,350.00	
116046	**13/08/2026**	**12248**	**Mars Recruitment Mars Partnership Pty Ltd**	**6,012.80**
081803	Asset Accountant Contractor		3,039.08	
082074	Asset Accountant Contractor		2,973.72	
116047	**13/08/2026**	**12258**	**PERTH PLAYGROUND & RUBBER PTY LTD**	**2,145.00**
INV-1908	Rubber repairs at College Park and PMRG		2,145.00	
116048	**13/08/2026**	**12290**	**TYREHUB AND AUTO REPAIR PTY LTD SHAMR**	**385.00**
723	Replace damaged tyre		215.00	
728	Wheel Alignment & Balance Tyres		170.00	
116049	**13/08/2026**	**12296**	**Secure Lockers VETAA AUSTRALIA PTY LTD**	**4,155.81**
INV/26-27/0001	Councillor lockers		4,155.81	
116050	**13/08/2026**	**12305**	**Veronica Forrest - Wildfire S.N FORREST & V.S**	**411.00**
617_26	2026 NAIDOC Week Day 2 Damper Making		411.00	
116057	**20/08/2026**	**10001**	**Australian Taxation Office**	**12,800.00**
FORTNIGHT 14/08/2026	ETP Tax - Code P		12,800.00	
116058	**20/08/2026**	**10028**	**Bunnings Group Limited**	**1,179.70**
2433/00894233	Standing order for purchase of equipment		480.12	
2404/01193099	Standing Order Bunnings Materials		476.88	
2260/00451506	Standing Order Bunnings Materials		222.70	

City of Nedlands - List of Accounts Paid

For the Period 01-Aug-2026 to 31-Aug-2026

Payment Reference	Payment Date	Creditor Number	Creditor Name		Payment Amount
116059	**20/08/2026**	**10053**	**Landgate**		**851.94**
78392832	Schedule revaluation 26/27			851.94	
116060	**20/08/2026**	**10070**	**J Blackwood & Son Ltd**		**1,469.51**
SI15703441	HARDWARE SUPPLIES			354.40	
SI15695451	KNAPSACK SPRAYERS			1,029.60	
SI15694534	PPE RESTOCK			85.51	
116061	**20/08/2026**	**10076**	**Kleenit Pty Ltd**		**1,144.00**
189531	Graffiti removal - Doonan Road			264.00	
189522	Graffiti removal - Langoulant Road			132.00	
189369	Graffiti removal - Army Barracks			176.00	
189370	Graffiti removal - SNSLSC tower			572.00	
116062	**20/08/2026**	**10099**	**Optus Billing Services Pty Ltd**		**2,771.63**
000587529435	Optus Mobile-Shared Data & Teams Calling			2,771.63	
116063	**20/08/2026**	**10125**	**Town of Cottesloe**		**3,690.00**
276	Litter bin collection - Swanbourne Beach			3,690.00	
116064	**20/08/2026**	**10139**	**Western Metropolitan Regional Council**		**47,061.95**
INV-81976	Participating Council Fee 2026/27			47,061.95	
116065	**20/08/2026**	**10198**	**Western Power Corporation - Other**		**2,484.98**
CORPB0857390	Western Power Invoices.			2,484.98	

City of Nedlands - List of Accounts Paid

For the Period 01-Aug-2026 to 31-Aug-2026

Payment Reference	Payment Date	Creditor Number	Creditor Name		Payment Amount
116066	**20/08/2026**	**10261**	**Donegan Enterprises Pty Ltd**		**946.00**
00007925	Repair of combo table at Pt Resolution			643.50	
00007926	Repair balustrade cable @ Swanbourne Bch			302.50	
116067	**20/08/2026**	**10296**	**Connect Call Centre Services (Previous**		**559.46**
1759	Connect Call Centre July 2026			559.46	
116068	**20/08/2026**	**10304**	**Synergy**		**9,837.61**
301696720	Invoice 2440020285			139.35	
131596660	Invoice 2124519796			1,228.19	
443627070	Invoice 2784019781			950.94	
380380410	Invoice 2010705899			2,816.40	
313447070	Invoice 2668018843			74.50	
392417010	Invoice 2684014355			3,053.68	
380380790	Invoice 2010705900			1,574.55	
116069	**20/08/2026**	**10319**	**Claremont Nedlands Cricket Club**		**23,845.57**
INV-0417	Turf Wicket Agreement Part 1 26/27			23,845.57	
116070	**20/08/2026**	**10345**	**Animal Pest Management Services The Trustee**		**2,145.00**
INV-05195	Fox trapping			2,145.00	
116071	**20/08/2026**	**10362**	**OCLC UK Ltd**		**465.41**
7000010110	Web Dewey Renewal			465.41	
116072	**20/08/2026**	**10409**	**First Five Minutes Pty Ltd**		**2,714.53**
CONS051618	Fire & Emergency Response July - Sept 26			2,714.53	

City of Nedlands - List of Accounts Paid

For the Period 01-Aug-2026 to 31-Aug-2026

Payment Reference	Payment Date	Creditor Number	Creditor Name		Payment Amount
116073	**20/08/2026**	**10483**	**DFS Industrial & Environmental Services Pty Lt**		**25,296.75**
00026756	Amendment for 25/26 EOFY			24,325.63	
00026694	Amendment for 25/26 EOFY			971.12	
116074	**20/08/2026**	**10506**	**Dept of Planning, Lands and Heritage - DAP Ap**		**278.00**
780899	DAP Fees			7.00	
780564	DAP Fees			271.00	
116075	**20/08/2026**	**10512**	**West Coast Turf**		**8,290.70**
95884358	Turf replacement			8,290.70	
116076	**20/08/2026**	**10521**	**Univerus Software Pty Ltd (AssetFinda)**		**880.00**
PSI000046	MSA_NEDL006 - 6 Month Engagement 1/4/26			880.00	
116077	**20/08/2026**	**10608**	**Corsign WA Pty Ltd**		**554.40**
00106507	CEO new parking sign per admin request			26.40	
00106686	removing broken sign and rusted legs SWB			528.00	
116078	**20/08/2026**	**10614**	**Surveytech Traffic Surveys Pty Ltd**		**2,970.00**
260425	Traffic Counts Railway Road, Karrakatta			2,970.00	
116079	**20/08/2026**	**10617**	**Aus Chill Technical Services Pty Ltd**		**2,208.25**
17390	A/C Service Quarterly All Locations			302.50	
17380	A/C Service Quarterly All Locations			181.50	
17395	A/C Service Quarterly All Locations			121.00	
17397	A/C Service Quarterly All Locations			363.00	

City of Nedlands - List of Accounts Paid

For the Period 01-Aug-2026 to 31-Aug-2026

Payment Reference	Payment Date	Creditor Number	Creditor Name		Payment Amount
17389	A/C Service Quarterly All Locations			121.00	
17391	A/C Service Quarterly All Locations			121.00	
17393	A/C Service Quarterly All Locations			332.75	
17392	A/C Service Quarterly All Locations			121.00	
17394	A/C Service Quarterly All Locations			393.25	
17379	A/C Service Quarterly All Locations			151.25	
116080	**20/08/2026**	**10688**	**Officeworks Ltd**		**1,569.55**
630972537	Google Pixel 8 Pro 5G Unlocked			997.00	
631020056	Sabco Spray Bottle			572.55	
116081	**20/08/2026**	**10689**	**Illion Australia Pty Ltd**		**184.80**
NEDLAN-771131	Tender Advertisement			184.80	
116082	**20/08/2026**	**10693**	**Boyan Electrical Services Boyan Electrical Serv**		**956.14**
61283	Electrical repairs			125.79	
60873	Light Audit			830.35	
116083	**20/08/2026**	**10735**	**WINC Australia Pty Ltd (Previous name**		**437.96**
9050931467	Kitchen consumables FY26/27			437.96	
116084	**20/08/2026**	**10925**	**Westend Plumbing & Gas**		**1,474.00**
INV-17128	Callout to tap			1,474.00	
116085	**20/08/2026**	**11012**	**Aussie Broadband Pty Ltd**		**4,961.50**
61009616	NBN Enterprise service 2026 - 2027			4,961.50	

City of Nedlands - List of Accounts Paid

For the Period 01-Aug-2026 to 31-Aug-2026

Payment Reference	Payment Date	Creditor Number	Creditor Name		Payment Amount
116086	**20/08/2026**	**11172**	**Aerometrex Ltd**		**71.03**
43378	MetroMap 2D Enterprise (paid annually)			71.03	
116087	**20/08/2026**	**11280**	**Programmed Skilled Workforce Limited**		**1,663.28**
5268999	Temporary Ranger Administration Officer			1,663.28	
116088	**20/08/2026**	**11398**	**Totally Workwear Mt Hawthorn R & J Marinich F**		**198.20**
0001-00031668	Staff uniforms			198.20	
116089	**20/08/2026**	**11532**	**Rent A Fence Pty Ltd**		**230.17**
RF 884441	Rented fence around Charle court			230.17	
116090	**20/08/2026**	**11620**	**AIT Specialists Pty Ltd**		**170.50**
INV-14329	Fuel Tax Credit July25 - June26			170.50	
116091	**20/08/2026**	**11630**	**Bobs Odd Jobs AU Pty. Ltd.**		**187.00**
INV-0785	Illegal dumping - Allen Park Pavilion			187.00	
116092	**20/08/2026**	**11673**	**Nola Britton**		**180.00**
212	Life Drawing Social 1/9/26			90.00	
211	Life Drawing Social			90.00	
116093	**20/08/2026**	**11758**	**Cynthia Forrest**		**180.00**
219	Life Drawing Social			90.00	
220	Life Drawing Social 4/9/26			90.00	
116094	**20/08/2026**	**11773**	**The Fruit Box Group Pty Ltd**		**156.25**
3536128	Nedlands Library - July to August - Milk			156.25	

City of Nedlands - List of Accounts Paid

For the Period 01-Aug-2026 to 31-Aug-2026

Payment Reference	Payment Date	Creditor Number	Creditor Name	Payment Amount
116095	**20/08/2026**	**11797**	**Helene Pty LTD T/AS Lo-Go Appointments**	**3,297.28**
H7284	Wages for agency staff -Civil Maintenance		3,297.28	
116096	**20/08/2026**	**11798**	**HP Financial Services (Australia) Pty Ltd**	**56,439.65**
100001927849	Laptop Right of Use Purchase		14,048.10	
100001935093	Laptop Right of Use Purchase		14,048.10	
100001917237	Laptop Right of Use Purchase		14,048.10	
100001930400	Laptop Right of Use Purchase		247.25	
100001908996	Laptop Right of Use Purchase		14,048.10	
116097	**20/08/2026**	**11805**	**Aqua Filtration Enterprises Pty Ltd**	**405.00**
INV-2934	Aqua Filter Services 10 Aug 2026		405.00	
116098	**20/08/2026**	**11843**	**Beilby Downing Teal Pty Ltd**	**6,325.00**
BESI08244	Recruitment for a CEO		6,325.00	
116099	**20/08/2026**	**11862**	**Motorpass**	**12,775.75**
32	Fuel Card ending 8 Aug 2026		12,775.75	
116100	**20/08/2026**	**11905**	**Luxworks Traffic Control and Management PTY**	**1,328.98**
18905	LUX TCM City wide standing order		664.49	
18960	LUX TCM City wide standing order		664.49	
116101	**20/08/2026**	**11920**	**National Estate Builders WA Pty Ltd**	**2,471.00**
780561	DA Fees		2,471.00	

City of Nedlands - List of Accounts Paid

For the Period 01-Aug-2026 to 31-Aug-2026

Payment Reference	Payment Date	Creditor Number	Creditor Name		Payment Amount
116102	**20/08/2026**	**11930**	**Coles Supermarkets Australia Pty Ltd**		**288.75**
264495897	Emerge YAA - Catering			288.75	
116103	**20/08/2026**	**11976**	**GREENWAY TURF SOLUTIONS**		**8,879.73**
SI-00131586	FUNGICIDE SUPPLY & APPLY			8,879.73	
116104	**20/08/2026**	**12023**	**LOCHNESS LANDSCAPE SERVICES LLS AUST**		**13,749.35**
91727	BROADACRE MOWING			13,749.35	
116105	**20/08/2026**	**12060**	**Elevate Facility Management Services Pty LTD /**		**2,805.00**
600726	Dog Waste Bags - July 2026			701.25	
610726	Dog Waste Bags - July 2026			701.25	
620726	Dog Waste Bags - July 2026			701.25	
590726	Dog Waste Bags - July 2026			701.25	
116106	**20/08/2026**	**12067**	**Subaru Osborne Park EAGERS WA PTY LTD**		**857.15**
SUCSS420716	Noise in Front end			857.15	
116107	**20/08/2026**	**12079**	**Haitham Driver Training IDRIS, HAITHAM**		**220.00**
INV-0466	Volunteer Driving Assessment			220.00	
116108	**20/08/2026**	**12102**	**Signarama Osborne Park MCHUGH INVESTMEN**		**910.80**
INV-31732	Truck Graphics			910.80	
116109	**20/08/2026**	**12150**	**Proarb WA Pty Ltd**		**10,835.00**
3644	Clearing over hanging branches			2,420.00	
3643	Reducing canopy from gutter			2,244.00	

City of Nedlands - List of Accounts Paid

For the Period 01-Aug-2026 to 31-Aug-2026

Payment Reference	Payment Date	Creditor Number	Creditor Name		Payment Amount
3642	Reducing canopy off boundary			3,366.00	
3520	Dead tree removal-Admin directive			2,805.00	
116110	**20/08/2026**	**12199**	**TBB PLANNING PTY LTD**		**1,500.07**
34843	CoN Laneway Audit			1,500.07	
116111	**20/08/2026**	**12227**	**Solas Solutions DRISCOLL, LORRAINE MARY**		**4,900.00**
260802	Corporate Services Contract Work			4,900.00	
116112	**20/08/2026**	**12248**	**Mars Recruitment Mars Partnership Pty Ltd**		**8,757.77**
082058	Accountant - Reconciliation			8,757.77	
116113	**20/08/2026**	**12291**	**REDEARTH CREATIONS PTY LTD**		**1,832.08**
19154	CORFLUTE CHEMICAL APPLICATION SIGNAGE			1,832.08	
116115	**27/08/2026**	**10001**	**Australian Taxation Office**		**170,753.00**
FORTNIGHT 23/08/2026	Withholding Tax (PAYG)			150,277.00	
FORTNIGHT 23/08/2026	Extra Tax			1,248.00	
FORTNIGHT 23/08/2026	HELP			3,594.00	
FORTNIGHT 23/08/2026	TSL			752.00	
FORTNIGHT 23/08/2026	Withholding Tax (PAYG)			12,904.00	
FORTNIGHT 23/08/2026	HELP			136.00	
FORTNIGHT 23/08/2026	Withholding Tax (PAYG)			1,842.00	
116116	**27/08/2026**	**10002**	**Child Support Registrar**		**561.22**
FORTNIGHT 23/08/2026	Child Support Agency			561.22	

City of Nedlands - List of Accounts Paid

For the Period 01-Aug-2026 to 31-Aug-2026

Payment Reference	Payment Date	Creditor Number	Creditor Name		Payment Amount
116117	**27/08/2026**	**10003**	**Australian Services Union**		**190.50**
FORTNIGHT 23/08/2026	Australian Services Union			190.50	
116118	**27/08/2026**	**10005**	**Easi**		**3,525.08**
FORTNIGHT 23/08/2026	Novated Lease Easifleet - Pre Tax			2,313.80	
FORTNIGHT 23/08/2026	Novated Lease Easifleet- Post Tax			1,211.28	
116119	**27/08/2026**	**10006**	**Westpac Banking Corporation**		**100,418.55**
FORTNIGHT 23/08/2026	Employee Additional Contrib Pre Tax ($)			2,501.53	
FORTNIGHT 23/08/2026	Employee Additional Contrib Pre Tax (%)			8,648.00	
FORTNIGHT 23/08/2026	Employee Additional Contrib Post Tax (%)			245.56	
FORTNIGHT 23/08/2026	Employee Additional Contrib Pre Tax ($)			120.00	
FORTNIGHT 23/08/2026	Employee Additional Contrib Pre Tax (%)			80.77	
FORTNIGHT 23/08/2026	SGC Employer Contribution			2,393.40	
FORTNIGHT 23/08/2026	SGC Employer Contribution			454.25	
FORTNIGHT 23/08/2026	SGC Employer Contribution			1,340.65	
FORTNIGHT 23/08/2026	SGC Employer Contribution			4,127.93	
FORTNIGHT 23/08/2026	SGC Employer Contribution			1,455.58	
FORTNIGHT 23/08/2026	SGC Employer Contribution			688.35	
FORTNIGHT 23/08/2026	SGC Employer Contribution			7,942.10	
FORTNIGHT 23/08/2026	SGC Employer Contribution			484.42	
FORTNIGHT 23/08/2026	SGC Employer Contribution			820.15	
FORTNIGHT 23/08/2026	SGC Employer Contribution			1,615.39	
FORTNIGHT 23/08/2026	SGC Employer Contribution			2,732.97	
FORTNIGHT 23/08/2026	SGC Employer Contribution			946.09	
FORTNIGHT 23/08/2026	SGC Employer Contribution			1,003.27	
FORTNIGHT 23/08/2026	SGC Employer Contribution			1,667.70	

City of Nedlands - List of Accounts Paid

For the Period 01-Aug-2026 to 31-Aug-2026

Payment Reference	Payment Date	Creditor Number	Creditor Name	Payment Amount
FORTNIGHT 23/08/2026	SGC Employer Contribution			1,696.52
FORTNIGHT 23/08/2026	SGC Employer Contribution			4,297.78
FORTNIGHT 23/08/2026	SGC Employer Contribution			1,331.23
FORTNIGHT 23/08/2026	SGC Employer Contribution			664.87
FORTNIGHT 23/08/2026	SGC Employer Contribution			779.09
FORTNIGHT 23/08/2026	SGC Employer Contribution			507.69
FORTNIGHT 23/08/2026	SGC Employer Contribution			711.68
FORTNIGHT 23/08/2026	SGC Employer Contribution			1,394.67
FORTNIGHT 23/08/2026	SGC Employer Contribution			3,977.40
FORTNIGHT 23/08/2026	SGC Employer Contribution			1,366.44
FORTNIGHT 23/08/2026	SGC Employer Contribution			1,083.76
FORTNIGHT 23/08/2026	SGC Employer Contribution			2,778.37
FORTNIGHT 23/08/2026	SGC Employer Contribution			467.98
FORTNIGHT 23/08/2026	SGC Employer Contribution			3,300.00
FORTNIGHT 23/08/2026	SGC Employer Contribution			1,827.37
FORTNIGHT 23/08/2026	SGC Employer Contribution			1,210.99
FORTNIGHT 23/08/2026	SGC Employer Contribution			1,448.44
FORTNIGHT 23/08/2026	SGC Employer Contribution			832.48
FORTNIGHT 23/08/2026	SGC Employer Contribution			2,942.61
FORTNIGHT 23/08/2026	SGC Employer Contribution			1,969.47
FORTNIGHT 23/08/2026	SGC Employer Contribution			1,961.92
FORTNIGHT 23/08/2026	SGC Employer Contribution			5,977.65
FORTNIGHT 23/08/2026	SGC Employer Contribution			1,977.52
FORTNIGHT 23/08/2026	SGC Employer Contribution			2,605.53
FORTNIGHT 23/08/2026	SGC Employer Contribution			540.63
FORTNIGHT 23/08/2026	SGC Employer Contribution			985.48
FORTNIGHT 23/08/2026	SGC Employer Contribution			2,588.11

City of Nedlands - List of Accounts Paid

For the Period 01-Aug-2026 to 31-Aug-2026

Payment Reference	Payment Date	Creditor Number	Creditor Name	Payment Amount
FORTNIGHT 23/08/2026	Employer Contribution (Additional)			157.00
FORTNIGHT 23/08/2026	Employer Contribution (Additional)			60.51
FORTNIGHT 23/08/2026	Employer Contribution (Additional)			225.19
FORTNIGHT 23/08/2026	Employer Contribution (Additional)			73.08
FORTNIGHT 23/08/2026	Employer Contribution (Additional)			552.77
FORTNIGHT 23/08/2026	Employer Contribution (Additional)			115.38
FORTNIGHT 23/08/2026	Employer Contribution (Additional)			67.59
FORTNIGHT 23/08/2026	Employer Contribution (Additional)			103.05
FORTNIGHT 23/08/2026	Employer Contribution (Additional)			190.65
FORTNIGHT 23/08/2026	Employer Contribution (Additional)			20.26
FORTNIGHT 23/08/2026	Employer Contribution (Additional)			100.43
FORTNIGHT 23/08/2026	Employer Contribution (Additional)			115.38
FORTNIGHT 23/08/2026	Employer Contribution (Additional)			65.18
FORTNIGHT 23/08/2026	Employer Contribution (Additional)			126.21
FORTNIGHT 23/08/2026	Employer Contribution (Additional)			84.62
FORTNIGHT 23/08/2026	Employer Contribution (Additional)			118.62
FORTNIGHT 23/08/2026	Employer Contribution (Additional)			175.15
FORTNIGHT 23/08/2026	Employer Contribution (Additional)			56.74
FORTNIGHT 23/08/2026	Employer Contribution (Additional)			134.03
FORTNIGHT 23/08/2026	Employer Contribution (Additional)			115.44
FORTNIGHT 23/08/2026	Employer Contribution (Additional)			317.68
FORTNIGHT 23/08/2026	Employer Contribution (Additional)			78.00
FORTNIGHT 23/08/2026	Employer Contribution (Additional)			229.28
FORTNIGHT 23/08/2026	Employer Contribution (Additional)			90.38
FORTNIGHT 23/08/2026	Employer Contribution (Additional)			138.75
FORTNIGHT 23/08/2026	Employer Contribution (Additional)			100.00
FORTNIGHT 23/08/2026	Employer Contribution (Additional)			164.69

City of Nedlands - List of Accounts Paid

For the Period 01-Aug-2026 to 31-Aug-2026

Payment Reference	Payment Date	Creditor Number	Creditor Name		Payment Amount
FORTNIGHT 23/08/2026	Employer Contribution (Additional)			260.83	
FORTNIGHT 23/08/2026	Employer Contribution (Additional)			241.12	
FORTNIGHT 23/08/2026	Employer Contribution (Additional)			144.56	
FORTNIGHT 23/08/2026	Employer Contribution (Additional)			294.94	
FORTNIGHT 23/08/2026	Employer Contribution (Additional)			75.83	
FORTNIGHT 23/08/2026	Employer Contribution (Additional)			149.45	
FORTNIGHT 23/08/2026	SGC Employer Contribution			720.92	
FORTNIGHT 23/08/2026	SGC Employer Contribution			309.37	
FORTNIGHT 23/08/2026	SGC Employer Contribution			346.15	
FORTNIGHT 23/08/2026	SGC Employer Contribution			242.31	
FORTNIGHT 23/08/2026	Employer Contribution (Additional)			51.56	
FORTNIGHT 23/08/2026	Employer Contribution (Additional)			40.38	
AUGUST 2026 SUPERANNUATION	Councillor Superannuation			3,271.28	
116120	**27/08/2026**	**10013**	**Alinta Energy**		**850.35**
552359310	15 Jul 2026 to 18 Aug 2026			209.20	
921743550	20 May 2026 to 18 Aug 2026			110.30	
493345330	20 May 2026 to 18 Aug 2026			242.80	
350890590	19 May 2026 to 14 Aug 2026			288.05	
116121	**27/08/2026**	**10028**	**Bunnings Group Limited**		**184.73**
2433/00731519	Standing order for purchase of equipment			40.36	
2433/00805139	Standing Order Bunnings Materials			44.38	
2433/00737301	Standing Order Bunnings Materials			99.99	
116122	**27/08/2026**	**10046**	**Team Global Express Pty Ltd**		**750.51**
P60859668	Team Global Express Monthly FY26-27			750.51	

City of Nedlands - List of Accounts Paid

For the Period 01-Aug-2026 to 31-Aug-2026

Payment Reference	Payment Date	Creditor Number	Creditor Name		Payment Amount
116123	**27/08/2026**	**10061**	**Galvins Plumbing Supplies**		**330.00**
2275343	Supply hose for Depot Wash bay			330.00	
116124	**27/08/2026**	**10093**	**LGISWA**		**3,541.81**
100-165921	EAP Service - 1 July to 31 December 2026			3,541.81	
116125	**27/08/2026**	**10099**	**Optus Billing Services Pty Ltd**		**1,556.01**
000587884940	Optus Mobile-Shared Data & Teams Calling			1,556.01	
116126	**27/08/2026**	**10102**	**Fulton Hogan Industries Pty Ltd**		**4,180.00**
21378407	Pothole repair 20kg bags for operations			4,180.00	
116127	**27/08/2026**	**10139**	**Western Metropolitan Regional Council**		**469.60**
M-2608213	City greenwaste disposal - July/August			469.60	
116128	**27/08/2026**	**10151**	**Civica Pty Ltd**		**3,932.50**
C/LG048978	Rates on Demand - FY 2025/26 closure			3,932.50	
116129	**27/08/2026**	**10183**	**Water Corporation**		**1,385.20**
9001409431	Bill ID - 0149			511.41	
9001417087	Bill ID - 0145			210.45	
9011838619	Bill ID 0107			105.16	
9001434741	Bill ID 0162			558.18	
116130	**27/08/2026**	**10193**	**Kelyn Training Services**		**450.00**
35825	BWTM- Irrigation Staff			450.00	

City of Nedlands - List of Accounts Paid

For the Period 01-Aug-2026 to 31-Aug-2026

Payment Reference	Payment Date	Creditor Number	Creditor Name		Payment Amount
116131	**27/08/2026**	**10261**	**Donegan Enterprises Pty Ltd**		**2,420.00**
00007930	Replace damage swing Guttmann Park			2,420.00	
116132	**27/08/2026**	**10304**	**Synergy**		**675.57**
239411960	Invoice 2472016497			675.57	
116133	**27/08/2026**	**10318**	**Perth Irrigation Centre**		**2,161.05**
J3180	Dipper measure tape			2,161.05	
116134	**27/08/2026**	**10396**	**Lock Stock & Farrell Locksmith Pty Ltd**		**1,880.00**
43910-1	Lock and access upgrades			1,880.00	
116135	**27/08/2026**	**10402**	**DU Electrical Pty Ltd**		**14,690.50**
00019233	Replace VSD at Daran Park			7,681.30	
00019287	Replace Dosing unit College Park			7,009.20	
116136	**27/08/2026**	**10419**	**Sustainable Outdoors**		**748.00**
INV-3595	Control of Golden Crown Beard - Various			748.00	
116137	**27/08/2026**	**10429**	**Sonic HealthPlus Pty Ltd**		**1,619.20**
4051773	Pre-Employment Medical			315.70	
4052822	Pre-employment Medical			315.70	
4048255	Pre-Employment Medical			493.90	
4050523	Pre-Employment Medical			493.90	

City of Nedlands - List of Accounts Paid

For the Period 01-Aug-2026 to 31-Aug-2026

Payment Reference	Payment Date	Creditor Number	Creditor Name	Payment Amount
116138	**27/08/2026**	**10430**	**South East Regional Centre for Urban**	**37,654.82**
00007719	Winter weed treatment MQ		8,054.88	
00007748	monthly maintaining works of bushland		8,707.00	
00007749	monthly maintaining works of bushland		2,748.58	
00007718	pelargonium removal		18,144.36	
116139	**27/08/2026**	**10483**	**DFS Industrial & Environmental Services Pty Lt**	**27,964.39**
00026807	Jet Daran Park Pits		2,380.48	
00026901	Amendment for 25/26 EOFY		25,583.91	
116140	**27/08/2026**	**10512**	**West Coast Turf**	**1,980.00**
95884466	MELVISTA OVAL 21.56m2 RETURFING		1,980.00	
116141	**27/08/2026**	**10535**	**Adelphi Apparel**	**165.00**
00082080	Embroidery for 5 Shirts		165.00	
116142	**27/08/2026**	**10667**	**CTI Couriers Pty Ltd**	**883.76**
CISC4915300	Returning equipment		883.76	
116143	**27/08/2026**	**10688**	**Officeworks Ltd**	**248.70**
631152357	Arnott's Scotch Finger and Nice Biscuit		248.70	
116144	**27/08/2026**	**10693**	**Boyan Electrical Services Boyan Electrical Serv**	**573.16**
61307	Electrical repairs		573.16	
116145	**27/08/2026**	**10697**	**StrataGreen**	**2,886.00**
194419	WA tree recovery tree Material DPIRD		2,886.00	

City of Nedlands - List of Accounts Paid

For the Period 01-Aug-2026 to 31-Aug-2026

Payment Reference	Payment Date	Creditor Number	Creditor Name		Payment Amount
116146	**27/08/2026**	**10735**	**WINC Australia Pty Ltd (Previous name**		**25.37**
10134651	Kitchen consumables FY26/27			25.37	
116147	**27/08/2026**	**10800**	**Living Turf**		**530.20**
195519/01	SUPPLY OF LIQUID & GRANULAR FERTILISERS			530.20	
116148	**27/08/2026**	**10842**	**Retro Roads - Tagsat Pty Ltd**		**1,748.92**
01710143	Waratah Avenue - Spotting			1,748.92	
116149	**27/08/2026**	**11016**	**Cr R A Coghlan**		**2,320.17**
AUGUST 2026	Councillor Allowance - August 2026			2,320.17	
116150	**27/08/2026**	**11192**	**Veolia Recycling & Recovery Pty Ltd (Suez)**		**59,682.37**
61897202	Waste Disposal - Res&comm			3,473.47	
61893050	Waste Disposal - Res&comm			56,208.90	
116151	**27/08/2026**	**11268**	**Kyocera Document Solutions Pty Ltd**		**1,341.21**
91520897	Kyocera Extension			1,341.21	
116152	**27/08/2026**	**11315**	**RecordPoint Software APAC Pty Ltd**		**116,245.80**
RP004092	Recdpoin365 Snd Sub 26 27 FY - Year 1			116,245.80	
116153	**27/08/2026**	**11532**	**Rent A Fence Pty Ltd**		**515.59**
RF 884440	Security fencing at Hackett Hall			515.59	
116154	**27/08/2026**	**11630**	**Bobs Odd Jobs AU Pty. Ltd.**		**330.00**
INV-0787	Illegal dumping - Montgomery Avenue			330.00	

City of Nedlands - List of Accounts Paid

For the Period 01-Aug-2026 to 31-Aug-2026

Payment Reference	Payment Date	Creditor Number	Creditor Name		Payment Amount
116155	**27/08/2026**	**11639**	**Telstra Limited**		**510.00**
1315114130 - AUGUST 2026	T 311 - AUGUST 2026			510.00	
116156	**27/08/2026**	**11731**	**STIHL Shop Osborne Park**		**660.00**
87978 #4	Supply Edger Blades			660.00	
116157	**27/08/2026**	**11752**	**Bing Technologies Pty Ltd**		**429.29**
278215	Advertising			429.29	
116158	**27/08/2026**	**11778**	**Omnicom Media Group Australia Pty Ltd**		**2,608.04**
1967556	DA Advertising			820.22	
1967555	Weed Control Notification Jul-Sep 2026			702.96	
1967557	Publication in West Australian NoI			1,084.86	
116159	**27/08/2026**	**11794**	**Granicus Australia Pty Ltd**		**36,296.92**
236088	EngagementHQ Additional Site Admin			36,296.92	
116160	**27/08/2026**	**11797**	**Helene Pty LTD T/AS Lo-Go Appointments**		**2,599.04**
H7321	Wages for agency staff -Civil Maintenance			2,599.04	
116161	**27/08/2026**	**11827**	**Brightmark Group Pty Ltd**		**35,502.54**
0007477	Provision of Cleaning Services			6,067.41	
0007476	Provision of Cleaning Services			26,531.13	
0007478	BBQ cleaning July 2026			2,904.00	
116162	**27/08/2026**	**11829**	**Ray Makene's Driving School SANCREST HOLD**		**675.00**
34082	MR Licence 4 hours training and test			675.00	

City of Nedlands - List of Accounts Paid

For the Period 01-Aug-2026 to 31-Aug-2026

Payment Reference	Payment Date	Creditor Number	Creditor Name		Payment Amount
116163	**27/08/2026**	**11930**	**Coles Supermarkets Australia Pty Ltd**		**185.26**
270568100	Council Agenda Briefings OCMs Aug SFO			185.26	
116164	**27/08/2026**	**12010**	**ELM WA PTY LTD**		**2,456.66**
INV-5327	DOT Bennet and David Cruickshank			2,456.66	
116165	**27/08/2026**	**12015**	**MT CLAREMONT NEWS RAMRAJ DISTRIBUTOI**		**216.84**
339556	Mt Claremont newspaper delivery			216.84	
116166	**27/08/2026**	**12023**	**LOCHNESS LANDSCAPE SERVICES LLS AUST**		**36,563.50**
91756	PARK/TURF MAINTENANCE - Cut #1			18,889.21	
91773	TURF MAINT. JULY 2026 SERVICES			401.01	
91790	2026 Broadleaf Weed Control Program			17,273.28	
116167	**27/08/2026**	**12032**	**Driva Pty Ltd**		**632.23**
FORTNIGHT 23/08/2026	Novated Lease Driva - Pre Tax			632.23	
116168	**27/08/2026**	**12060**	**Elevate Facility Management Services Pty LTD /**		**701.25**
630726	Dog Waste Bags - July 2026			701.25	
116169	**27/08/2026**	**12069**	**Resolve Legal Solutions**		**5,183.20**
INV-0536	Legal advice on employment matters			5,183.20	
116170	**27/08/2026**	**12093**	**JARAM PRODUCTS PTY LTD**		**1,044.63**
123529/01	Fit Safety Fume Extraction to Vehicle			1,044.63	

City of Nedlands - List of Accounts Paid

For the Period 01-Aug-2026 to 31-Aug-2026

Payment Reference	Payment Date	Creditor Number	Creditor Name	Payment Amount
116171	**27/08/2026**	**12106**	**Watercom KUSTOM ENGINEERING PTY LTD**	**2,486.00**
INV-260671	Maintenance Perpetual Soft lock: DRAINS		2,486.00	
116172	**27/08/2026**	**12123**	**Auscorp IT The Trustee for THE MEHTA FAMILY**	**383.08**
INV-00042825	Freight Metro		383.08	
116173	**27/08/2026**	**12135**	**Chris Adams Christoper Adams**	**2,430.00**
AUGUST 2026	Audit, Risk and Improvement Committee		1,215.00	
JUNE 2026	Audit, Risk, Improvement Committee		1,215.00	
116174	**27/08/2026**	**12150**	**Proarb WA Pty Ltd**	**14,030.50**
3634	Dead trees removal along Railway		10,208.00	
3758	Birrigon loop tree fell		2,420.00	
3481	Lovegrove Cl. Prune Eucalyptus		1,402.50	
116175	**27/08/2026**	**12179**	**Goodchild Enterprises Queensway Pty Ltd**	**194.70**
559916	Supply Battery		194.70	
116176	**27/08/2026**	**12204**	**ERNST & YOUNG**	**183,447.00**
AU91AL00347198	Payroll Wage Code, Superannuation Review		183,447.00	
116177	**27/08/2026**	**12248**	**Mars Recruitment Mars Partnership Pty Ltd**	**9,999.54**
082632	Asset Accountant Contractor		9,999.54	
116178	**27/08/2026**	**12249**	**Mayor L. Browner**	**9,463.85**
24/08/2026	Reimbursement		26.03	
AUGUST 2026	Mayor Allowance - August 2026		9,437.82	

City of Nedlands - List of Accounts Paid

For the Period 01-Aug-2026 to 31-Aug-2026

Payment Reference	Payment Date	Creditor Number	Creditor Name		Payment Amount
116179	**27/08/2026**	**12250**	**Cr S.C. Kobelke**		**2,320.17**
AUGUST 2026	Councillor Allowances - August 2026			2,320.17	
116180	**27/08/2026**	**12251**	**Cr R. M. Kristensen**		**2,320.17**
AUGUST 2026	Councillor Allowance - August 2026			2,320.17	
116181	**27/08/2026**	**12252**	**Cr J. Mathews**		**3,901.83**
AUGUST 2026	Deputy Mayor Allowance - August 2026			3,901.83	
116182	**27/08/2026**	**12253**	**Cr G.A. Ruscoe**		**2,320.17**
AUGUST 2026	Councillor Allowances - August 2026			2,320.17	
116183	**27/08/2026**	**12254**	**WA Refuelling BIG DOG EQUIPMENT PTY LTD**		**10,312.50**
SRV-7280	Fuel tank inspection			10,312.50	
116184	**27/08/2026**	**12256**	**Cr E. Clapin**		**2,320.17**
AUGUST 2026	Councillor Allowance - August 2026			2,320.17	
116185	**27/08/2026**	**12257**	**Cr J. Coleman**		**2,320.17**
AUGUST 2026	Councillor Allowance - August 2026			2,320.17	
116186	**27/08/2026**	**12262**	**Cr C. Pan**		**2,320.17**
AUGUST 2026	Councillor Allowance - August 2026			2,320.17	
116187	**27/08/2026**	**12283**	**Cutler Jane**		**2,430.00**
JUNE 2026	Audit, Risk and Improvement Committee			1,215.00	
AUGUST 2026	Audit, Risk and Improvement Committee			1,215.00	

City of Nedlands - List of Accounts Paid

For the Period 01-Aug-2026 to 31-Aug-2026

Payment Reference	Payment Date	Creditor Number	Creditor Name		Payment Amount
116188	**27/08/2026**	**12290**	**TYREHUB AND AUTO REPAIR PTY LTD SHAMF**		**150.00**
799	Wheel alignment balance tyres			150.00	
116189	**27/08/2026**	**12292**	**Vocus Pipe Networks Pty Limited**		**8,071.66**
24035571	Vocus Internet Service			8,071.66	
116190	**27/08/2026**	**12301**	**ARBOR URBAN PTY LTD**		**924.00**
INV-0483	Ticket for Amongst the Trees			924.00	
Sundry EFT					**6,098.72**
115983	**6/08/2026**	**99998**	**C Hill**		**13.12**
22072026	Reimbursement Parking			13.12	
115984	**6/08/2026**	**99998**	**Choon Nguk Ngooi**		**171.65**
31072026	Refund of duplicate Payment of Permit			171.65	
115985	**6/08/2026**	**99998**	**A Van Rooyen**		**463.95**
30072026	Reimbursement Staff Meeting			463.95	
115986	**6/08/2026**	**99998**	**D R Criddle**		**1,700.00**
528281	Verge Bond Refund			1,700.00	
116051	**13/08/2026**	**99998**	**Miriam Sekendy**		**500.00**
505	Emerge Youth Art Awards – Resi Award			500.00	

City of Nedlands - List of Accounts Paid

For the Period 01-Aug-2026 to 31-Aug-2026

Payment Reference	Payment Date	Creditor Number	Creditor Name		Payment Amount
116052	**13/08/2026**	**99998**	**Casey Jacob**		**250.00**
504	Emerge Youth Art Awards – Open Award Com			250.00	
116053	**13/08/2026**	**99998**	**Ella Byfield**		**250.00**
506	Emerge Youth Art Awards – Open Award Com			250.00	
116054	**13/08/2026**	**99998**	**Laura Provan**		**500.00**
503	Emerge Youth Art Awards – Open Award Com			500.00	
116055	**13/08/2026**	**99998**	**Jana Vodesil**		**150.00**
501	Judging – Emerge Youth Art Awards			150.00	
116056	**13/08/2026**	**99998**	**Zoe Williamson**		**250.00**
508	Emerge Youth Art Awards			250.00	
116114	**20/08/2026**	**99998**	**Robert Gear**		**150.00**
500	Judging – Emerge Youth Art Awards			150.00	
116191	**27/08/2026**	**99998**	**FERDY WIJAYA**		**1,700.00**
564833	Verge bond			1,700.00	
Direct Debit					**2,679.08**
100747	**3/08/2026**	**10141**	**Westpac Banking Corporation**		**1,855.44**
MERCH FEES	Westpac Merchant fees			1,855.44	
100748	**3/08/2026**	**11506**	**Commonwealth Bank Australia (CBA)**		**624.24**
CBA MERCH	CBA Merch Fee July 2026			624.24	

City of Nedlands - List of Accounts Paid

For the Period 01-Aug-2026 to 31-Aug-2026

Payment Reference	Payment Date	Creditor Number	Creditor Name		Payment Amount
100749	**3/08/2026**	**10141**	**Westpac Banking Corporation**		**77.00**
MERCH FEES	Westpac Merchant fees			77.00	
100750	**18/08/2026**	**10133**	**West Australian Newspaper Ltd**		**122.40**
AUGUST-SEPT 2026	Subscription West Australian Newspaper			122.40	
Cancelled Payments					**0.00**
Payroll					**1,059,408.66**
FORTNIGHT 09/08/2026	**9/08/2026**	**109000900010010**	**City of Nedlands**		**512,362.30**
FORTNIGHT 09/08/2026	Additional Bank 1			6,682.45	
FORTNIGHT 09/08/2026	Additional Bank 2			750.00	
FORTNIGHT 09/08/2026	Net Pay			490,004.45	
FORTNIGHT 09/08/2026	Net Pay			14,925.40	
FORTNIGHT 14/08/2026	**14/08/2026**	**109000900010010**	**City of Nedlands**		**27,200.00**
FORTNIGHT 14/08/2026	Net Pay			27,200.00	
FORTNIGHT 23/08/2026	**23/08/2026**	**109000900010010**	**City of Nedlands**		**519,846.36**
FORTNIGHT 23/08/2026	Additional Bank 1			5,837.78	
FORTNIGHT 23/08/2026	Additional Bank 2			750.00	
FORTNIGHT 23/08/2026	Net Pay			484,392.16	

City of Nedlands - List of Accounts Paid

For the Period 01-Aug-2026 to 31-Aug-2026

Payment Reference	Payment Date	Creditor Number	Creditor Name	Payment Amount
FORTNIGHT 23/08/2026	Net Pay			24,122.42
FORTNIGHT 23/08/2026	Net Pay			4,744.00
			TOTAL PAYMENTS	**3,051,027.63**

City of Nedlands - Purchasing Card - Fuel

For the Period 9 July to 8 August 2026

WEX Australia Pty Ltd ABN: 68 005 970 570

Transaction Date	Amount	Merchant Name	Card Description	Product Name
10/07/2026	9.08	WEX AUSTRALIA	ROADSIDE ASSIST	FLEET 106
16/07/2026	2.39	BP ROSEGARDEN	SURCHARGE	FLEET 106
16/07/2026	149.97	BP ROSEGARDEN	ULS DIESEL	FLEET 106
16/07/2026	-1.43	BP ROSEGARDEN	DISCOUNT	FLEET 106
16/07/2026	0.83	WEX AUSTRALIA	TRANSACTION FEE	FLEET 106
27/07/2026	2.37	BP ROSEGARDEN	SURCHARGE	FLEET 106
27/07/2026	148.37	BP ROSEGARDEN	ULS DIESEL	FLEET 106
27/07/2026	-1.28	BP ROSEGARDEN	DISCOUNT	FLEET 106
27/07/2026	0.83	WEX AUSTRALIA	TRANSACTION FEE	FLEET 106
7/08/2026	2.65	BP ROSEGARDEN	SURCHARGE	FLEET 106
7/08/2026	165.7	BP ROSEGARDEN	ULS DIESEL	FLEET 106
7/08/2026	-1.31	BP ROSEGARDEN	DISCOUNT	FLEET 106
7/08/2026	0.83	WEX AUSTRALIA	TRANSACTION FEE	FLEET 106
8/08/2026	3.58	WEX AUSTRALIA	MANAGEMENT FEE	FLEET 106
10/07/2026	9.08	WEX AUSTRALIA	ROADSIDE ASSIST	FLEET 107
22/07/2026	4.1	BP ROSEGARDEN	SURCHARGE	FLEET 107
22/07/2026	256.71	BP ROSEGARDEN	ULS DIESEL	FLEET 107
22/07/2026	-2.27	BP ROSEGARDEN	DISCOUNT	FLEET 107
22/07/2026	0.83	WEX AUSTRALIA	TRANSACTION FEE	FLEET 107
8/08/2026	3.58	WEX AUSTRALIA	MANAGEMENT FEE	FLEET 107
9/07/2026	1.18	WEX AUSTRALIA	SURCHARGE	FLEET 512
9/07/2026	73.75	BP ROSEGARDEN	REGULAR ULP	FLEET 512
9/07/2026	-0.83	BP ROSEGARDEN	DISCOUNT	FLEET 512
9/07/2026	0.83	BP ROSEGARDEN	TRANSACTION FEE	FLEET 512
18/07/2026	9.08	WEX AUSTRALIA	ROADSIDE ASSIST	FLEET 512
8/08/2026	3.58	WEX AUSTRALIA	MANAGEMENT FEE	FLEET 512
18/07/2026	9.08	WEX AUSTRALIA	ROADSIDE ASSIST	FLEET 218
30/07/2026	2.52	BP ROSEGARDEN	SURCHARGE	FLEET 218
30/07/2026	157.56	BP ROSEGARDEN	ULS DIESEL	FLEET 218
30/07/2026	-1.35	BP ROSEGARDEN	DISCOUNT	FLEET 218
30/07/2026	0.83	WEX AUSTRALIA	TRANSACTION FEE	FLEET 218
8/08/2026	3.58	WEX AUSTRALIA	MANAGEMENT FEE	FLEET 218
18/07/2026	9.08	WEX AUSTRALIA	ROADSIDE ASSIST	FLEET 644
27/07/2026	2.6	BP ROSEGARDEN	SURCHARGE	FLEET 644
27/07/2026	163	BP ROSEGARDEN	ULS DIESEL	FLEET 644
27/07/2026	-1.41	BP ROSEGARDEN	DISCOUNT	FLEET 644
27/07/2026	0.83	WEX AUSTRALIA	TRANSACTION FEE	FLEET 644
8/08/2026	3.58	WEX AUSTRALIA	MANAGEMENT FEE	FLEET 644
10/07/2026	9.08	WEX AUSTRALIA	ROADSIDE ASSIST	FLEET 1373
29/07/2026	1.26	BP ROSEGARDEN	SURCHARGE	FLEET 1373
29/07/2026	79.26	BP ROSEGARDEN	REGULAR ULP	FLEET 1373
29/07/2026	-0.79	BP ROSEGARDEN	DISCOUNT	FLEET 1373
29/07/2026	0.83	WEX AUSTRALIA	TRANSACTION FEE	FLEET 1373
8/08/2026	3.58	WEX AUSTRALIA	MANAGEMENT FEE	FLEET 1373
8/08/2026	3.58	WEX AUSTRALIA	MANAGEMENT FEE	FLEET 182
8/07/2026	1.84	BP ROSEGARDEN	SURCHARGE	FLEET 643
8/07/2026	115.01	BP ROSEGARDEN	ULS DIESEL	FLEET 643
8/07/2026	-1.17	BP ROSEGARDEN	DISCOUNT	FLEET 643
8/07/2026	0.83	WEX AUSTRALIA	TRANSACTION FEE	FLEET 643
18/07/2026	9.08	WEX AUSTRALIA	ROADSIDE ASSIST	FLEET 643
22/07/2026	2.2	BP ROSEGARDEN	SURCHARGE	FLEET 643
22/07/2026	138.01	BP ROSEGARDEN	ULS DIESEL	FLEET 643
22/07/2026	-1.26	BP ROSEGARDEN	DISCOUNT	FLEET 643
22/07/2026	0.83	WEX AUSTRALIA	TRANSACTION FEE	FLEET 643
8/08/2026	3.58	WEX AUSTRALIA	MANAGEMENT FEE	FLEET 643
9/07/2026	104.89	CALTEX	DIESEL	FLEET 201
9/07/2026	0.83	WEX AUSTRALIA	TRANSACTION FEE	FLEET 201
18/07/2026	9.08	WEX AUSTRALIA	ROADSIDE ASSIST	FLEET 201
24/07/2026	129.74	7-ELEVEN	DIESEL	FLEET 201
24/07/2026	0.83	WEX AUSTRALIA	TRANSACTION FEE	FLEET 201
8/08/2026	3.58	WEX AUSTRALIA	MANAGEMENT FEE	FLEET 201
15/07/2026	2.02	BP ROSEGARDEN	SURCHARGE	FLEET 868
15/07/2026	126.32	BP ROSEGARDEN	ULS DIESEL	FLEET 868
15/07/2026	-1.21	BP ROSEGARDEN	DISCOUNT	FLEET 868
15/07/2026	0.83	WEX AUSTRALIA	TRANSACTION FEE	FLEET 868
18/07/2026	9.08	WEX AUSTRALIA	ROADSIDE ASSIST	FLEET 868
23/07/2026	2.36	BP ROSEGARDEN	SURCHARGE	FLEET 868
23/07/2026	148.06	BP ROSEGARDEN	ULS DIESEL	FLEET 868
23/07/2026	-1.29	BP ROSEGARDEN	DISCOUNT	FLEET 868
23/07/2026	0.83	WEX AUSTRALIA	TRANSACTION FEE	FLEET 868
3/08/2026	2.59	BP ROSEGARDEN	SURCHARGE	FLEET 868

Transaction Date	Amount	Merchant Name	Card Description	Product Name
3/08/2026	162.06	BP ROSEGARDEN	ULS DIESEL	FLEET 868
3/08/2026	-1.3	BP ROSEGARDEN	DISCOUNT	FLEET 868
3/08/2026	0.83	WEX AUSTRALIA	TRANSACTION FEE	FLEET 868
8/08/2026	3.58	WEX AUSTRALIA	MANAGEMENT FEE	FLEET 868
8/07/2026	1.36	BP ROSEGARDEN	SURCHARGE	FLEET 1375
8/07/2026	85.61	BP ROSEGARDEN	REGULAR ULP	FLEET 1375
8/07/2026	-0.91	BP ROSEGARDEN	DISCOUNT	FLEET 1375
8/07/2026	0.83	WEX AUSTRALIA	TRANSACTION FEE	FLEET 1375
10/07/2026	9.08	WEX AUSTRALIA	ROADSIDE ASSIST	FLEET 1375
23/07/2026	1.4	BP ROSEGARDEN	SURCHARGE	FLEET 1375
23/07/2026	88.12	BP ROSEGARDEN	REGULAR ULP	FLEET 1375
23/07/2026	-0.92	BP ROSEGARDEN	DISCOUNT	FLEET 1375
23/07/2026	0.83	WEX AUSTRALIA	TRANSACTION FEE	FLEET 1375
8/08/2026	3.58	WEX AUSTRALIA	MANAGEMENT FEE	FLEET 1375
8/08/2026	3.58	WEX AUSTRALIA	MANAGEMENT FEE	WORKSHOP
13/07/2026	61	EG FUELCO	REGULAR ULP	FLEET 1381
13/07/2026	0.83	WEX AUSTRALIA	TRANSACTION FEE	FLEET 1381
18/07/2026	9.08	WEX AUSTRALIA	ROADSIDE ASSIST	FLEET 1381
21/07/2026	70.05	EG FUELCO	REGULAR ULP	FLEET 1381
21/07/2026	0.83	WEX AUSTRALIA	TRANSACTION FEE	FLEET 1381
28/07/2026	71.63	EG FUELCO	REGULAR ULP	FLEET 1381
28/07/2026	0.83	WEX AUSTRALIA	TRANSACTION FEE	FLEET 1381
4/08/2026	71.78	EG FUELCO	REGULAR ULP	FLEET 1381
4/08/2026	0.83	WEX AUSTRALIA	TRANSACTION FEE	FLEET 1381
8/08/2026	3.58	WEX AUSTRALIA	MANAGEMENT FEE	FLEET 1381
24/07/2026	2.19	BP ROSEGARDEN	SURCHARGE	FLEET 600
24/07/2026	137.26	BP ROSEGARDEN	ULS DIESEL	FLEET 600
24/07/2026	-1.18	BP ROSEGARDEN	DISCOUNT	FLEET 600
24/07/2026	0.83	WEX AUSTRALIA	TRANSACTION FEE	FLEET 600
8/08/2026	3.58	WEX AUSTRALIA	MANAGEMENT FEE	FLEET 600
14/07/2026	9.08	WEX AUSTRALIA	ROADSIDE ASSIST	FLEET 648
14/07/2026	2.39	BP ROSEGARDEN	SURCHARGE	FLEET 648
14/07/2026	149.97	BP ROSEGARDEN	ULS DIESEL	FLEET 648
14/07/2026	-1.29	BP ROSEGARDEN	DISCOUNT	FLEET 648
28/07/2026	0.83	WEX AUSTRALIA	TRANSACTION FEE	FLEET 648
8/08/2026	3.58	WEX AUSTRALIA	MANAGEMENT FEE	FLEET 648
14/07/2026	0.66	BP ROSEGARDEN	SURCHARGE	FLEET 901
14/07/2026	41.72	BP ROSEGARDEN	ULS DIESEL	FLEET 901
14/07/2026	-0.42	BP ROSEGARDEN	DISCOUNT	FLEET 901
14/07/2026	0.83	WEX AUSTRALIA	TRANSACTION FEE	FLEET 901
28/07/2026	22.83	BP ROSEGARDEN	ROADSIDE ASSIST	FLEET 901
8/08/2026	3.58	WEX AUSTRALIA	MANAGEMENT FEE	FLEET 901
9/07/2026	9.08	WEX AUSTRALIA	ROADSIDE ASSIST	FLEET 1600
9/07/2026	1.42	BP	SURCHARGE	FLEET 1600
9/07/2026	88.93	BP	PREMIUM	FLEET 1600
9/07/2026	-0.93	BP	DISCOUNT	FLEET 1600
9/07/2026	0.83	WEX AUSTRALIA	TRANSACTION FEE	FLEET 1600
15/07/2026	1.47	BP ROSEGARDEN	SURCHARGE	FLEET 1600
15/07/2026	92.2	BP ROSEGARDEN	REGULAR ULP	FLEET 1600
15/07/2026	-0.97	BP ROSEGARDEN	DISCOUNT	FLEET 1600
15/07/2026	0.83	WEX AUSTRALIA	TRANSACTION FEE	FLEET 1600
25/07/2026	2.59	LIBERTY	SURCHARGE	FLEET 1600
25/07/2026	86.45	LIBERTY	PULP	FLEET 1600
25/07/2026	0.83	WEX AUSTRALIA	TRANSACTION FEE	FLEET 1600
25/07/2026	2.87	LIBERTY	SURCHARGE	FLEET 1600
31/07/2026	95.82	LIBERTY	PULP	FLEET 1600
31/07/2026	0.83	WEX AUSTRALIA	TRANSACTION FEE	FLEET 1600
8/07/2026	3.58	WEX AUSTRALIA	MANAGEMENT FEE	FLEET 1600
16/07/2026	1.91	BP ROSEGARDEN	SURCHARGE	FLEET 200
16/07/2026	119.45	WEX AUSTRALIA	ULS DIESEL	FLEET 200
16/07/2026	-1.14	BP ROSEGARDEN	DISCOUNT	FLEET 200
16/07/2026	0.83	BP ROSEGARDEN	TRANSACTION FEE	FLEET 200
18/07/2026	9.08	BP ROSEGARDEN	ROADSIDE ASSIST	FLEET 200
21/07/2026	2.01	WEX AUSTRALIA	SURCHARGE	FLEET 200
21/07/2026	125.96	BP ROSEGARDEN	ULS DIESEL	FLEET 200
21/07/2026	-1.15	BP ROSEGARDEN	DISCOUNT	FLEET 200
21/07/2026	0.83	BP ROSEGARDEN	TRANSACTION FEE	FLEET 200
29/07/2026	0.7	WEX AUSTRALIA	SURCHARGE	FLEET 200
29/07/2026	43.9	BP ROSEGARDEN	ULS DIESEL	FLEET 200
29/07/2026	-0.38	BP ROSEGARDEN	DISCOUNT	FLEET 200
29/07/2026	0.83	BP ROSEGARDEN	TRANSACTION FEE	FLEET 200
31/07/2026	2.08	WEX AUSTRALIA	SURCHARGE	FLEET 200
31/07/2026	130.48	BP ROSEGARDEN	ULS DIESEL	FLEET 200
31/07/2026	-1.09	BP ROSEGARDEN	DISCOUNT	FLEET 200
31/07/2026	0.83	BP ROSEGARDEN	TRANSACTION FEE	FLEET 200
7/08/2026	2.21	WEX AUSTRALIA	SURCHARGE	FLEET 200
7/08/2026	138.29	BP ROSEGARDEN	ULS DIESEL	FLEET 200

Transaction Date	Amount	Merchant Name	Card Description	Product Name
7/08/2026	-1.09	BP ROSEGARDEN	DISCOUNT	FLEET 200
7/08/2026	0.83	BP ROSEGARDEN	TRANSACTION FEE	FLEET 200
8/08/2026	3.58	WEX AUSTRALIA	MANAGEMENT FEE	FLEET 200
13/07/2026	1.73	BP ROSEGARDEN	SURCHARGE	FLEET 322
13/07/2026	108.59	BP ROSEGARDEN	ULS DIESEL	FLEET 322
13/07/2026	-1.1	BP ROSEGARDEN	DISCOUNT	FLEET 322
13/07/2026	0.83	WEX AUSTRALIA	TRANSACTION FEE	FLEET 322
22/07/2026	1.5	BP ROSEGARDEN	SURCHARGE	FLEET 322
22/07/2026	94.02	BP ROSEGARDEN	ULS DIESEL	FLEET 322
22/07/2026	-0.83	BP ROSEGARDEN	DISCOUNT	FLEET 322
22/07/2026	0.83	WEX AUSTRALIA	TRANSACTION FEE	FLEET 322
29/07/2026	1.67	BP ROSEGARDEN	SURCHARGE	FLEET 322
29/07/2026	104.88	BP ROSEGARDEN	ULS DIESEL	FLEET 322
29/07/2026	-0.9	BP ROSEGARDEN	DISCOUNT	FLEET 322
29/07/2026	0.83	WEX AUSTRALIA	TRANSACTION FEE	FLEET 322
5/08/2026	1.13	BP ROSEGARDEN	SURCHARGE	FLEET 322
5/08/2026	71.05	BP ROSEGARDEN	ULS DIESEL	FLEET 322
5/08/2026	-0.55	BP ROSEGARDEN	DISCOUNT	FLEET 322
5/08/2026	0.83	WEX AUSTRALIA	TRANSACTION FEE	FLEET 322
8/08/2026	3.58	WEX AUSTRALIA	MANAGEMENT FEE	FLEET 322
8/07/2026	1.77	BP ROSEGARDEN	SURCHARGE	FLEET 1001
8/07/2026	110.91	BP ROSEGARDEN	PREMIUM	FLEET 1001
8/07/2026	-1.09	BP ROSEGARDEN	DISCOUNT	FLEET 1001
8/07/2026	0.83	WEX AUSTRALIA	TRANSACTION FEE	FLEET 1001
10/07/2026	9.08	WEX AUSTRALIA	ROADSIDE ASSIST	FLEET 1001
21/07/2026	1.41	BP ROSEGARDEN	SURCHARGE	FLEET 1001
21/07/2026	88.18	BP ROSEGARDEN	PREMIUM	FLEET 1001
21/07/2026	-0.93	BP ROSEGARDEN	DISCOUNT	FLEET 1001
21/07/2026	0.83	WEX AUSTRALIA	TRANSACTION FEE	FLEET 1001
3/08/2026	1.85	BP ROSEGARDEN	SURCHARGE	FLEET 1001
3/08/2026	115.86	BP ROSEGARDEN	PREMIUM	FLEET 1001
3/08/2026	-1.09	BP ROSEGARDEN	DISCOUNT	FLEET 1001
3/08/2026	0.83	WEX AUSTRALIA	TRANSACTION FEE	FLEET 1001
8/08/2026	3.58	WEX AUSTRALIA	MANAGEMENT FEE	FLEET 1001
10/07/2026	9.08	WEX AUSTRALIA	ROADSIDE ASSIST	FLEET 108
13/07/2026	3.98	BP ROSEGARDEN	SURCHARGE	FLEET 108
13/07/2026	248.76	BP ROSEGARDEN	ULS DIESEL	FLEET 108
13/07/2026	-2.51	BP ROSEGARDEN	DISCOUNT	FLEET 108
13/07/2026	0.83	WEX AUSTRALIA	TRANSACTION FEE	FLEET 108
22/07/2026	5.28	BP ROSEGARDEN	SURCHARGE	FLEET 108
22/07/2026	330.38	BP ROSEGARDEN	ULS DIESEL	FLEET 108
22/07/2026	-2.93	BP ROSEGARDEN	DISCOUNT	FLEET 108
22/07/2026	0.83	WEX AUSTRALIA	TRANSACTION FEE	FLEET 108
29/08/2026	5.6	BP ROSEGARDEN	SURCHARGE	FLEET 108
29/08/2026	350.52	BP ROSEGARDEN	ULS DIESEL	FLEET 108
29/08/2026	-3	BP ROSEGARDEN	DISCOUNT	FLEET 108
29/08/2026	0.83	WEX AUSTRALIA	TRANSACTION FEE	FLEET 108
5/08/2026	4.99	WEX AUSTRALIA	SURCHARGE	FLEET 108
5/08/2026	312.34	BP ROSEGARDEN	ULS DIESEL	FLEET 108
5/08/2026	-2.42	BP ROSEGARDEN	DISCOUNT	FLEET 108
5/08/2026	0.83	WEX AUSTRALIA	TRANSACTION FEE	FLEET 108
8/08/2026	3.58	BP ROSEGARDEN	MANAGEMENT FEE	FLEET 108
10/07/2026	9.08	WEX AUSTRALIA	ROADSIDE ASSIST	FLEET 1374
4/08/2026	1.45	BP ROSEGARDEN	SURCHARGE	FLEET 1374
4/08/2026	90.86	BP ROSEGARDEN	REGULAR ULP	FLEET 1374
4/08/2026	-0.9	BP ROSEGARDEN	DISCOUNT	FLEET 1374
4/08/2026	0.83	WEX AUSTRALIA	TRANSACTION FEE	FLEET 1374
8/08/2026	3.58	WEX AUSTRALIA	MANAGEMENT FEE	FLEET 1374
18/07/2026	9.08	WEX AUSTRALIA	ROADSIDE ASSIST	FLEET 190
5/08/2026	2.73	BP ROSEGARDEN	SURCHARGE	FLEET 190
5/08/2026	171.04	BP ROSEGARDEN	ULS DIESEL	FLEET 190
5/08/2026	-1.33	BP ROSEGARDEN	DISCOUNT	FLEET 190
5/08/2026	0.83	WEX AUSTRALIA	TRANSACTION FEE	FLEET 190
8/08/2026	3.58	WEX AUSTRALIA	MANAGEMENT FEE	FLEET 190
10/07/2026	9.08	WEX AUSTRALIA	ROADSIDE ASSIST	FLEET 1371
14/07/2026	1.19	BP ROSEGARDEN	SURCHARGE	FLEET 1371
14/07/2026	74.62	BP ROSEGARDEN	REGULAR ULP	FLEET 1371
14/07/2026	-0.83	BP ROSEGARDEN	DISCOUNT	FLEET 1371
14/07/2026	0.83	WEX AUSTRALIA	TRANSACTION FEE	FLEET 1371
21/07/2026	1.35	BP ROSEGARDEN	SURCHARGE	FLEET 1371
21/07/2026	84.51	BP ROSEGARDEN	REGULAR ULP	FLEET 1371
21/07/2026	-0.89	BP ROSEGARDEN	DISCOUNT	FLEET 1371
21/07/2026	0.83	WEX AUSTRALIA	TRANSACTION FEE	FLEET 1371
30/07/2026	1.49	BP ROSEGARDEN	SURCHARGE	FLEET 1371
30/07/2026	93.59	BP ROSEGARDEN	PREMIUM	FLEET 1371
30/07/2026	-0.88	BP ROSEGARDEN	DISCOUNT	FLEET 1371
30/07/2026	0.83	WEX AUSTRALIA	TRANSACTION FEE	FLEET 1371

Transaction Date	Amount	Merchant Name	Card Description	Product Name
8/08/2026	3.58	WEX AUSTRALIA	MANAGEMENT FEE	FLEET 1371
8/08/2026	3.58	WEX AUSTRALIA	MANAGEMENT FEE	MINOR PLANT
18/07/2026	9.08	WEX AUSTRALIA	ROADSIDE ASSIST	FLEET 505
8/08/2026	3.58	WEX AUSTRALIA	MANAGEMENT FEE	FLEET 505
10/07/2026	9.08	WEX AUSTRALIA	ROADSIDE ASSIST	FLEET 137
10/07/2026	2.39	BP ROSEGARDEN	SURCHARGE	FLEET 137
10/07/2026	149.9	BP ROSEGARDEN	ULS DIESEL	FLEET 137
10/07/2026	-1.53	BP ROSEGARDEN	DISCOUNT	FLEET 137
10/07/2026	0.83	WEX AUSTRALIA	TRANSACTION FEE	FLEET 137
23/07/2026	2.78	BP ROSEGARDEN	SURCHARGE	FLEET 137
23/07/2026	173.78	BP ROSEGARDEN	ULS DIESEL	FLEET 137
23/07/2026	-1.51	BP ROSEGARDEN	DISCOUNT	FLEET 137
23/07/2026	0.83	WEX AUSTRALIA	TRANSACTION FEE	FLEET 137
8/08/2026	3.58	WEX AUSTRALIA	MANAGEMENT FEE	FLEET 137
22/07/2026	3.29	BP ROSEGARDEN	SURCHARGE	MINOR PLANT
22/07/2026	206.15	BP ROSEGARDEN	REGULAR ULP	MINOR PLANT
22/07/2026	-2.1	BP ROSEGARDEN	DISCOUNT	MINOR PLANT
22/07/2026	0.83	WEX AUSTRALIA	TRANSACTION FEE	MINOR PLANT
8/08/2026	3.58	WEX AUSTRALIA	MANAGEMENT FEE	MINOR PLANT
10/07/2026	9.08	WEX AUSTRALIA	ROADSIDE ASSIST	FLEET 1000
13/07/2026	1.35	BP ROSEGARDEN	SURCHARGE	FLEET 1000
13/07/2026	84.67	BP ROSEGARDEN	REGULAR ULP	FLEET 1000
13/07/2026	-1.01	BP ROSEGARDEN	DISCOUNT	FLEET 1000
13/07/2026	0.83	WEX AUSTRALIA	TRANSACTION FEE	FLEET 1000
20/07/2026	97.03	BP ROSEGARDEN	REGULAR ULP	FLEET 1000
20/07/2026	0.83	WEX AUSTRALIA	TRANSACTION FEE	FLEET 1000
27/07/2026	85.6	BP ROSEGARDEN	REGULAR ULP	FLEET 1000
27/07/2026	0.83	BP ROSEGARDEN	TRANSACTION FEE	FLEET 1000
3/08/2026	104.42	BP ROSEGARDEN	REGULAR ULP	FLEET 1000
3/08/2026	0.83	WEX AUSTRALIA	TRANSACTION FEE	FLEET 1000
8/08/2026	3.58	WEX AUSTRALIA	MANAGEMENT FEE	FLEET 1000
30/07/2026	74.32	AMPOL	REGULAR ULP	FLEET 1388
30/07/2026	0.83	WEX AUSTRALIA	TRANSACTION FEE	FLEET 1388
8/08/2026	3.58	WEX AUSTRALIA	MANAGEMENT FEE	FLEET 1388
13/07/2026	91.7	AMPOL	REGULAR ULP	FLEET 1385
13/07/2026	0.83	WEX AUSTRALIA	TRANSACTION FEE	FLEET 1385
19/07/2026	9.08	WEX AUSTRALIA	ROADSIDE ASSIST	FLEET 1385
24/07/2026	1.68	BP ROSEGARDEN	SURCHARGE	FLEET 1385
24/07/2026	105.12	BP ROSEGARDEN	REGULAR ULP	FLEET 1385
24/07/2026	-1.1	BP ROSEGARDEN	DISCOUNT	FLEET 1385
24/07/2026	0.83	WEX AUSTRALIA	TRANSACTION FEE	FLEET 1385
30/07/2026	115.5	AMPOL	REGULAR ULP	FLEET 1385
30/07/2026	0.83	WEX AUSTRALIA	TRANSACTION FEE	FLEET 1385
6/08/2026	121.41	AMPOL	REGULAR ULP	FLEET 1385
6/08/2026	0.83	WEX AUSTRALIA	TRANSACTION FEE	FLEET 1385
8/08/2026	3.58	WEX AUSTRALIA	MANAGEMENT FEE	FLEET 1385
18/07/2026	9.08	WEX AUSTRALIA	ROADSIDE ASSIST	FLEET 616
24/07/2026	2.68	BP ROSEGARDEN	SURCHARGE	FLEET 616
24/07/2026	167.74	BP ROSEGARDEN	ULS DIESEL	FLEET 616
24/07/2026	-1.46	BP ROSEGARDEN	DISCOUNT	FLEET 616
24/08/2026	0.83	WEX AUSTRALIA	TRANSACTION FEE	FLEET 616
8/08/2026	3.58	WEX AUSTRALIA	MANAGEMENT FEE	FLEET 616
10/07/2026	9.08	WEX AUSTRALIA	ROADSIDE ASSIST	FLEET 109
16/07/2026	3.95	BP ROSEGARDEN	SURCHARGE	FLEET 109
16/07/2026	246.99	BP ROSEGARDEN	ULS DIESEL	FLEET 109
16/07/2026	-2.35	BP ROSEGARDEN	DISCOUNT	FLEET 109
16/07/2026	0.83	WEX AUSTRALIA	TRANSACTION FEE	FLEET 109
24/07/2026	2.38	BP ROSEGARDEN	SURCHARGE	FLEET 109
24/07/2026	148.86	BP ROSEGARDEN	ULS DIESEL	FLEET 109
24/07/2026	-1.28	BP ROSEGARDEN	DISCOUNT	FLEET 109
24/07/2026	0.83	WEX AUSTRALIA	TRANSACTION FEE	FLEET 109
4/08/2026	5.13	BP ROSEGARDEN	SURCHARGE	FLEET 109
4/08/2026	320.89	BP ROSEGARDEN	ULS DIESEL	FLEET 109
4/08/2026	-2.52	BP ROSEGARDEN	DISCOUNT	FLEET 109
6/07/2026	0.83	WEX AUSTRALIA	TRANSACTION FEE	FLEET 109
8/07/2026	3.58	WEX AUSTRALIA	MANAGEMENT FEE	FLEET 109
10/07/2026	9.08	WEX AUSTRALIA	ROADSIDE ASSIST	FLEET 113
10/07/2026	2.23	BP ROSEGARDEN	SURCHARGE	FLEET 113
10/07/2026	139.4	BP ROSEGARDEN	ULS DIESEL	FLEET 113
10/07/2026	-1.42	BP ROSEGARDEN	DISCOUNT	FLEET 113
10/07/2026	0.83	WEX AUSTRALIA	TRANSACTION FEE	FLEET 113
29/07/2026	2.62	BP ROSEGARDEN	SURCHARGE	FLEET 113
29/07/2026	164.34	BP ROSEGARDEN	ULS DIESEL	FLEET 113
29/07/2026	-1.41	BP ROSEGARDEN	DISCOUNT	FLEET 113
29/07/2026	0.83	WEX AUSTRALIA	TRANSACTION FEE	FLEET 113
8/08/2026	3.58	WEX AUSTRALIA	MANAGEMENT FEE	FLEET 113
18/07/2026	9.08	WEX AUSTRALIA	ROADSIDE ASSIST	FLEET 191

Transaction Date	Amount	Merchant Name	Card Description	Product Name
6/08/2026	3.09	BP ROSEGARDEN	SURCHARGE	FLEET 191
6/08/2026	193.26	BP ROSEGARDEN	ULS DIESEL	FLEET 191
6/08/2026	-1.51	BP ROSEGARDEN	DISCOUNT	FLEET 191
6/08/2026	0.83	WEX AUSTRALIA	TRANSACTION FEE	FLEET 191
8/08/2026	3.58	WEX AUSTRALIA	MANAGEMENT FEE	FLEET 191
10/07/2026	9.08	WEX AUSTRALIA	ROADSIDE ASSIST	FLEET 136
20/07/2026	2.46	BP ROSEGARDEN	SURCHARGE	FLEET 136
20/07/2026	154.06	BP ROSEGARDEN	ULS DIESEL	FLEET 136
20/07/2026	-1.4	BP ROSEGARDEN	DISCOUNT	FLEET 136
20/07/2026	0.83	WEX AUSTRALIA	TRANSACTION FEE	FLEET 136
29/07/2026	2.45	BP ROSEGARDEN	SURCHARGE	FLEET 136
29/07/2026	153.44	BP ROSEGARDEN	DIESEL	FLEET 136
29/07/2026	-1.31	BP ROSEGARDEN	DISCOUNT	FLEET 136
29/07/2026	0.83	WEX AUSTRALIA	TRANSACTION FEE	FLEET 136
5/08/2026	2.64	BP ROSEGARDEN	SURCHARGE	FLEET 136
5/08/2026	165.11	BP ROSEGARDEN	ULS DIESEL	FLEET 136
5/08/2026	-1.28	BP ROSEGARDEN	DISCOUNT	FLEET 136
5/08/2026	0.83	WEX AUSTRALIA	TRANSACTION FEE	FLEET 136
8/08/2026	3.58	WEX AUSTRALIA	MANAGEMENT FEE	FLEET 136
8/08/2026	3.58	WEX AUSTRALIA	MANAGEMENT FEE	FLEET 100
28/07/2026	3.2	BP ROSEGARDEN	SURCHARGE	FLEET 500
28/07/2026	200.55	BP ROSEGARDEN	ULS DIESEL	FLEET 500
28/07/2026	-1.73	BP ROSEGARDEN	DISCOUNT	FLEET 500
28/07/2026	0.83	WEX AUSTRALIA	TRANSACTION FEE	FLEET 500
4/08/2026	4.95	BP ROSEGARDEN	SURCHARGE	FLEET 500
4/08/2026	309.75	BP ROSEGARDEN	ULS DIESEL	FLEET 500
4/08/2026	-2.43	BP ROSEGARDEN	DISCOUNT	FLEET 500
4/08/2026	0.83	WEX AUSTRALIA	TRANSACTION FEE	FLEET 500
8/08/2026	3.58	WEX AUSTRALIA	MANAGEMENT FEE	FLEET 500
10/07/2026	9.08	WEX AUSTRALIA	ROADSIDE ASSIST	FLEET 1372
8/08/2026	3.58	WEX AUSTRALIA	MANAGEMENT FEE	FLEET 1372
9/07/2026	1.14	BP ROSEGARDEN	SURCHARGE	FLEET 701
9/07/2026	71.84	BP ROSEGARDEN	ULS DIESEL	FLEET 701
9/07/2026	-0.73	BP ROSEGARDEN	DISCOUNT	FLEET 701
9/07/2026	0.83	WEX AUSTRALIA	TRANSACTION FEE	FLEET 701
22/07/2026	1.32	BP ROSEGARDEN	SURCHARGE	FLEET 701
22/07/2026	82.84	BP ROSEGARDEN	ULS DIESEL	FLEET 701
22/07/2026	-0.73	BP ROSEGARDEN	DISCOUNT	FLEET 701
22/07/2026	0.83	WEX AUSTRALIA	TRANSACTION FEE	FLEET 701
28/07/2026	1.26	BP ROSEGARDEN	SURCHARGE	FLEET 701
28/07/2026	79.19	BP ROSEGARDEN	ULS DIESEL	FLEET 701
28/07/2026	-0.68	BP ROSEGARDEN	DISCOUNT	FLEET 701
28/07/2026	0.83	WEX AUSTRALIA	TRANSACTION FEE	FLEET 701
8/08/2026	3.58	WEX AUSTRALIA	MANAGEMENT FEE	FLEET 701
8/08/2026	3.58	WEX AUSTRALIA	MANAGEMENT FEE	FLEET 646
13/07/2026	0.64	BP ROSEGARDEN	SURCHARGE	FLEET 1386
13/07/2026	40	BP ROSEGARDEN	CARWASH	FLEET 1386
13/07/2026	0.83	WEX AUSTRALIA	TRANSACTION FEE	FLEET 1386
13/07/2026	1.31	BP CONNECT	SURCHARGE	FLEET 1386
13/07/2026	82.36	BP ROSEGARDEN	PREMIUM	FLEET 1386
13/07/2026	-0.9	BP ROSEGARDEN	DISCOUNT	FLEET 1386
13/07/2026	0.83	WEX AUSTRALIA	TRANSACTION FEE	FLEET 1386
19/07/2026	9.08	WEX AUSTRALIA	ROADSIDE ASSIST	FLEET 1386
8/08/2026	3.58	WEX AUSTRALIA	MANAGEMENT FEE	FLEET 1386
31/07/2026	1.96	BP ROSEGARDEN	SURCHARGE	FLEET 202
31/07/2026	122.61	BP ROSEGARDEN	ULS DIESEL	FLEET 202
31/07/2026	-1.02	BP ROSEGARDEN	DISCOUNT	FLEET 202
31/07/2026	0.83	WEX AUSTRALIA	TRANSACTION FEE	FLEET 202
8/08/2026	3.58	WEX AUSTRALIA	MANAGEMENT FEE	FLEET 202
8/08/2026	3.58	WEX AUSTRALIA	MANAGEMENT FEE	FLEET 111
8/08/2026	8	WEX AUSTRALIA	NEW CARD	FLEET 1374
8/08/2026	3.58	WEX AUSTRALIA	MANAGEMENT FEE	FLEET 1374
10/07/2026	9.08	WEX AUSTRALIA	ROADSIDE ASSIST	FLEET 1002
10/07/2026	1.46	BP ROSEGARDEN	SURCHARGE	FLEET 1002
10/07/2026	91.8	BP ROSEGARDEN	REGULAR ULP	FLEET 1002
10/07/2026	-1.06	BP ROSEGARDEN	DISCOUNT	FLEET 1002
16/07/2026	0.83	WEX AUSTRALIA	TRANSACTION FEE	FLEET 1002
16/07/2026	1.55	BP ROSEGARDEN	SURCHARGE	FLEET 1002
16/07/2026	97.26	BP ROSEGARDEN	REGULAR ULP	FLEET 1002
16/07/2026	-1.06	BP ROSEGARDEN	DISCOUNT	FLEET 1002
4/08/2026	0.83	WEX AUSTRALIA	TRANSACTION FEE	FLEET 1002
4/08/2026	1.48	BP ROSEGARDEN	SURCHARGE	FLEET 1002
4/08/2026	92.97	BP ROSEGARDEN	REGULAR ULP	FLEET 1002
4/08/2026	-0.92	BP ROSEGARDEN	DISCOUNT	FLEET 1002
4/08/2026	0.83	WEX AUSTRALIA	TRANSACTION FEE	FLEET 1002
8/08/2026	3.58	WEX AUSTRALIA	MANAGEMENT FEE	FLEET 1002
11/07/2026	65.45	BP ROSEGARDEN	REGULAR ULP	FLEET 1003

Transaction Date	Amount	Merchant Name	Card Description	Product Name
11/07/2026	0.83	WEX AUSTRALIA	TRANSACTION FEE	FLEET 1003
25/07/2026	72.91	REDDY	REGULAR ULP	FLEET 1003
25/07/2026	0.83	WEX AUSTRALIA	TRANSACTION FEE	FLEET 1003
5/08/2026	1.37	BP CONNECT	SURCHARGE	FLEET 1003
5/08/2026	86.07	BP CONNECT	REGULAR ULP	FLEET 1003
5/08/2026	-0.78	BP CONNECT	DISCOUNT	FLEET 1003
5/08/2026	0.83	WEX AUSTRALIA	TRANSACTION FEE	FLEET 1003
8/08/2026	3.58	WEX AUSTRALIA	MANAGEMENT FEE	FLEET 1003
8/08/2026	8	WEX AUSTRALIA	NEW CARD	FLEET 500
8/08/2026	3.58	WEX AUSTRALIA	MANAGEMENT FEE	FLEET 500
18/07/2026	9.08	WEX AUSTRALIA	ROADSIDE ASSIST	FLEET 1382
8/08/2026	3.58	WEX AUSTRALIA	MANAGEMENT FEE	FLEET 1382
8/08/2026	3.58	WEX AUSTRALIA	MANAGEMENT FEE	FLEET 102
8/08/2026	3.58	WEX AUSTRALIA	MANAGEMENT FEE	FLEET 103
9/07/2026	0.92	BP ROSEGARDEN	SURCHARGE	FLEET 1004
9/07/2026	57.92	AMPOL	REGULAR ULP	FLEET 1004
9/07/2026	-0.65	WEX AUSTRALIA	DISCOUNT	FLEET 1004
9/07/2026	0.83	WEX AUSTRALIA	TRANSACTION FEE	FLEET 1004
16/07/2026	0.98	BP ROSEGARDEN	SURCHARGE	FLEET 1004
16/07/2026	61.79	BP ROSEGARDEN	REGULAR ULP	FLEET 1004
16/07/2026	-0.67	WEX AUSTRALIA	DISCOUNT	FLEET 1004
16/07/2026	0.83	BP ROSEGARDEN	TRANSACTION FEE	FLEET 1004
22/07/2026	0.69	BP ROSEGARDEN	SURCHARGE	FLEET 1004
22/07/2026	43.37	BP ROSEGARDEN	REGULAR ULP	FLEET 1004
22/07/2026	-0.44	WEX AUSTRALIA	DISCOUNT	FLEET 1004
22/07/2026	0.83	BP ROSEGARDEN	TRANSACTION FEE	FLEET 1004
8/08/2026	3.58	BP ROSEGARDEN	MANAGEMENT FEE	FLEET 1004
9/07/2026	0.53	BP ROSEGARDEN	SURCHARGE	FLEET 301
9/07/2026	33.56	BP ROSEGARDEN	ULS DIESEL	FLEET 301
9/07/2026	-0.34	BP ROSEGARDEN	DISCOUNT	FLEET 301
9/07/2026	0.83	WEX AUSTRALIA	TRANSACTION FEE	FLEET 301
15/07/2026	0.61	BP ROSEGARDEN	SURCHARGE	FLEET 301
15/07/2026	38.42	BP ROSEGARDEN	ULS DIESEL	FLEET 301
15/07/2026	-0.37	BP ROSEGARDEN	DISCOUNT	FLEET 301
15/07/2026	0.83	WEX AUSTRALIA	TRANSACTION FEE	FLEET 301
27/07/2026	1.11	BP ROSEGARDEN	SURCHARGE	FLEET 301
27/07/2026	69.64	BP ROSEGARDEN	ULS DIESEL	FLEET 301
27/07/2026	-0.6	BP ROSEGARDEN	DISCOUNT	FLEET 301
27/07/2026	0.83	WEX AUSTRALIA	TRANSACTION FEE	FLEET 301
8/08/2026	3.58	WEX AUSTRALIA	MANAGEMENT FEE	FLEET 301
9/07/2026	2.24	BP ROSEGARDEN	SURCHARGE	FLEET 115
9/07/2026	140.3	BP ROSEGARDEN	ULS DIESEL	FLEET 115
9/07/2026	-1.43	BP ROSEGARDEN	DISCOUNT	FLEET 115
9/07/2026	0.83	WEX AUSTRALIA	TRANSACTION FEE	FLEET 115
8/08/2026	3.58	WEX AUSTRALIA	MANAGEMENT FEE	FLEET 115
9/07/2026	1.31	BP ROSEGARDEN	SURCHARGE	FLEET 101
9/07/2026	81.91	BP ROSEGARDEN	ULS DIESEL	FLEET 101
9/07/2026	-0.84	BP ROSEGARDEN	DISCOUNT	FLEET 101
9/07/2026	0.83	WEX AUSTRALIA	TRANSACTION FEE	FLEET 101
13/07/2026	1	BP ROSEGARDEN	SURCHARGE	FLEET 101
13/07/2026	62.91	BP ROSEGARDEN	ULS DIESEL	FLEET 101
13/07/2026	-0.64	BP ROSEGARDEN	DISCOUNT	FLEET 101
13/07/2026	0.83	WEX AUSTRALIA	TRANSACTION FEE	FLEET 101
15/07/2026	0.6	BP ROSEGARDEN	SURCHARGE	FLEET 101
15/07/2026	37.66	BP ROSEGARDEN	ULS DIESEL	FLEET 101
15/07/2026	-0.36	BP ROSEGARDEN	DISCOUNT	FLEET 101
15/07/2026	0.83	WEX AUSTRALIA	TRANSACTION FEE	FLEET 101
24/07/2026	1.85	BP ROSEGARDEN	SURCHARGE	FLEET 101
24/07/2026	115.93	BP ROSEGARDEN	ULS DIESEL	FLEET 101
24/07/2026	-1	BP ROSEGARDEN	DISCOUNT	FLEET 101
24/07/2026	0.83	WEX AUSTRALIA	TRANSACTION FEE	FLEET 101
31/07/2026	1.15	BP ROSEGARDEN	SURCHARGE	FLEET 101
31/07/2026	72.42	BP ROSEGARDEN	ULS DIESEL	FLEET 101
31/07/2026	-0.62	BP ROSEGARDEN	DISCOUNT	FLEET 101
31/07/2026	0.83	WEX AUSTRALIA	TRANSACTION FEE	FLEET 101
8/08/2026	3.58	WEX AUSTRALIA	MANAGEMENT FEE	FLEET 101
8/08/2026	3.58	WEX AUSTRALIA	MANAGEMENT FEE	FLEET 300
8/08/2026	8	WEX AUSTRALIA	NEW CARD	FLEET 701
8/08/2026	3.58	WEX AUSTRALIA	MANAGEMENT FEE	FLEET 701
22/07/2026	0.83	BP ROSEGARDEN	SURCHARGE	FLEET 880
22/07/2026	52.15	BP ROSEGARDEN	ULS DIESEL	FLEET 880
22/07/2026	-0.53	BP ROSEGARDEN	DISCOUNT	FLEET 880
22/07/2026	0.83	WEX AUSTRALIA	TRANSACTION FEE	FLEET 880
6/07/2026	1.52	BP ROSEGARDEN	SURCHARGE	FLEET 880
6/07/2026	95.05	BP ROSEGARDEN	ULS DIESEL	FLEET 880
6/07/2026	-0.91	BP ROSEGARDEN	DISCOUNT	FLEET 880
6/07/2026	0.83	WEX AUSTRALIA	TRANSACTION FEE	FLEET 880

Transaction Date	Amount	Merchant Name	Card Description	Product Name
6/07/2026	1.28	BP ROSEGARDEN	SURCHARGE	FLEET 880
6/07/2026	80.31	BP ROSEGARDEN	ULS DIESEL	FLEET 880
6/07/2026	-0.71	BP ROSEGARDEN	DISCOUNT	FLEET 880
6/07/2026	0.83	WEX AUSTRALIA	TRANSACTION FEE	FLEET 880
8/07/2026	3.58	WEX AUSTRALIA	MANAGEMENT FEE	FLEET 880

City of Nedlands - Purchasing & Credit Card Payments

For the Period 28 July 2026 to 27 August 2026

Date	Supplier	Description	AUD	Comment
30/07/2026	Express Online Training	Staff white card training	49.65	
27/08/2026	CARD FEE	CARD FEE	5.00	
27/08/2026	CARD FEE	CARD FEE	5.00	
27/08/2026	CARD FEE	CARD FEE	5.00	
5/08/2026	POST NEDLANDS POST SHO	Infringement notice	200.00	
10/08/2026	EVENT AND CONFERENCE CO P	Waste and Resource Recovery Conference	649.60	
19/08/2026	TRANSPORT WA PERTH	Jetty Licence Renewal	49.10	
27/08/2026	CARD FEE	CARD FEE	5.00	
28/07/2026	SP 166 RAILWAY PARADE	Parking at WALGA for employment relations matter	16.16	
8/08/2026	LinkedIn Recruiter P30663	Monthly subscription for LinkedIn Recruitment	224.99	
27/08/2026	CARD FEE	CARD FEE	5.00	
2/08/2026	Google Workspace_nedlands	Google Workspace - Online stream	46.20	
9/08/2026	MICROSOFT#G176180984	Aug 2026-MS Azure storage	640.59	
9/08/2026	MICROSOFT#G176236903	Aug 2026- MS azure	88.36	
13/08/2026	Intuit	Aug 2026- Mailchimp	107.08	
27/08/2026	CARD FEE	CARD FEE	5.00	
27/08/2026	CARD FEE	CARD FEE	5.00	
27/08/2026	CARD FEE	CARD FEE	5.00	
27/08/2026	CARD FEE	CARD FEE	5.00	
27/08/2026	CARD FEE	CARD FEE	5.00	
3/08/2026	BUNNINGS 483000	PPE safety glasses	74.10	
4/08/2026	BUNNINGS 483000	Moving dolly	42.73	
5/08/2026	BUNNINGS 483000	Reception upgrade materials	154.97	
10/08/2026	BUNNINGS 483000	Various maintenance materials depot	42.83	
10/08/2026	BUNNINGS 483000	Various maintenance materials depot	35.93	
11/08/2026	BUNNINGS 483000	Office door repairs depot	193.51	
13/08/2026	BUNNINGS 483000	Soap dispenser batteries	76.62	
17/08/2026	BUNNINGS 483000	Glass door repairs	69.09	
20/08/2026	BUNNINGS 483000	Toilet seat replacement	69.74	
21/08/2026	BUNNINGS 350000	Chair trolley wheel replacement	30.92	
21/08/2026	BUNNINGS 350000	Cash drawer install materials	23.34	
21/08/2026	ARROW COMPUTERS	Reception cash drawer	149.00	
24/08/2026	CODELOCKS (AUSTRALIA)	Changeroom lock replacement	139.70	
24/08/2026	BUNNINGS 302000	Chair trolley wheel repair	10.50	
27/08/2026	CARD FEE	CARD FEE	5.00	
11/08/2026	POST CLAREMONT NORTH L	Leaving Card	9.99	
27/08/2026	CARD FEE	CARD FEE	5.00	
27/08/2026	CARD FEE	CARD FEE	5.00	
6/08/2026	W H SOFTWARE	Maintenance to ProMaster Key Manager 8 Premium	372.00	
6/08/2026	W H SOFTWARE	Foreign Transaction Fees	11.16	
12/08/2026	BUILDINGPOINT AUST	SketchUp PRO Subscription	603.90	
25/08/2026	TWILIO INC	Twilio - API Services	324.84	
25/08/2026	TWILIO INC	Foreign Transaction Fees	9.74	
25/08/2026	Google One	Google One Purchase 100 GB (Google One)	25.49	
27/08/2026	CARD FEE	CARD FEE	5.00	
6/08/2026	WWW.OFFICESTOCK.COM.AU	Boardroom whiteboard upon CEO instruction	544.00	
6/08/2026	SP THE FLOWER RUN	Flowers to staff member upon CEO instruction	117.05	
24/08/2026	STATE LAW PUBLISHER	LG404 Adoption of City of Nedlands Health Local	159.90	
25/08/2026	TAYLOR RD IGA	Catering	110.05	
27/08/2026	CARD FEE	CARD FEE	5.00	
3/08/2026	OXLADE BROS PTY LTD	Art Supplies	50.81	
26/08/2026	SPOTLIGHT INNALOO	Mahjong Group	20.88	
27/08/2026	CARD FEE	CARD FEE	5.00	
27/08/2026	CARD FEE	CARD FEE	5.00	
27/08/2026	CARD FEE	CARD FEE	5.00	
			$ 5,634.52	

17 DIVISIONAL REPORTS - CHIEF EXECUTIVE OFFICER

17.1 Council Plan 2023-33-Corporate Business Plan Review 2026/27-2029/30

Report Number	**CEO22.09.26**
Applicant	City of Nedlands
Disclosure of Interest	Nil
Voting Requirements	Absolute Majority
Authority/Discretion	Executive
Contributing Officer	Vicky Van Heerden - Strategy and Performance Coordinator
Responsible Officer	Vicky Van Heerden - Strategy and Performance Coordinator
Director	Noelene Jennings PSM - Acting Director City Performance and Community Development
Attachments	1. Draft Corporate Business Plan 2026-27 [**17.1.1**] 2. CBP 2026-27- Record of Proposed Changes [**17.1.2**]

Purpose

To adopt the Corporate Business Plan (CBP) review for 2026/27, Corporate Business Plan 2026/27-2029/30 (Attachment 1).

The CBP review for 2026/27 meets the legislated requirement for an annual review (s.5.56 of the Local Government Act 1995 (the Act) and r.19DA. (4) of the Local Government (Administration) Regulations 1996) and provides strategic direction, through the confirmation of services, programs, projects and actions to be delivered by the City of Nedlands across 2026/27.

Officer Recommendation and Council Decision

That Council ADOPTS the Corporate Business Plan 2026/27-2029/30, as contained in Attachment 1, in accordance with section 5.56 of the Local Government Act 1995 and Regulations 19 DA (4) of the Local Government (Administration) Regulations 1996.

Moved: Cr Jenny Mathews **Seconded: Cr Eliza Clapin**

CARRIED UNANIMOUSLY 9-0

For: **Mayor Leonie Browner, Cr Jenny Mathews, Cr Eliza Clapin, Cr Julian Coleman, Cr Rebecca Anne Coghlan, Cr Rachel Kristensen, Cr Stephen Kobelke, Cr Charles Pan and Cr Glenn Ruscoe**

Against: **Nil**

Background

Our Plan for the Future, the City of Nedlands Council Plan 2023-33 (Council Plan) was adopted by Council on 28 November 2023.

The Council Plan is the City of Nedlands' 'plan for the future' and comprises both the Strategic Community Plan (SCP) and Corporate Business Plan (CBP) (required in terms of Section 5.56 of the Local Government Act 1995 and Local Government (Administration) Regulations 1996 (Regulations) r.19C(1) and r.19DA.).

The Council Plan sets out the City of Nedlands' vison, objectives and purpose (SCP) and the services, actions and resourcing to address these (CBP) and is depicted in Diagram 1, below.

Diagram 1: Council Plan for the Future

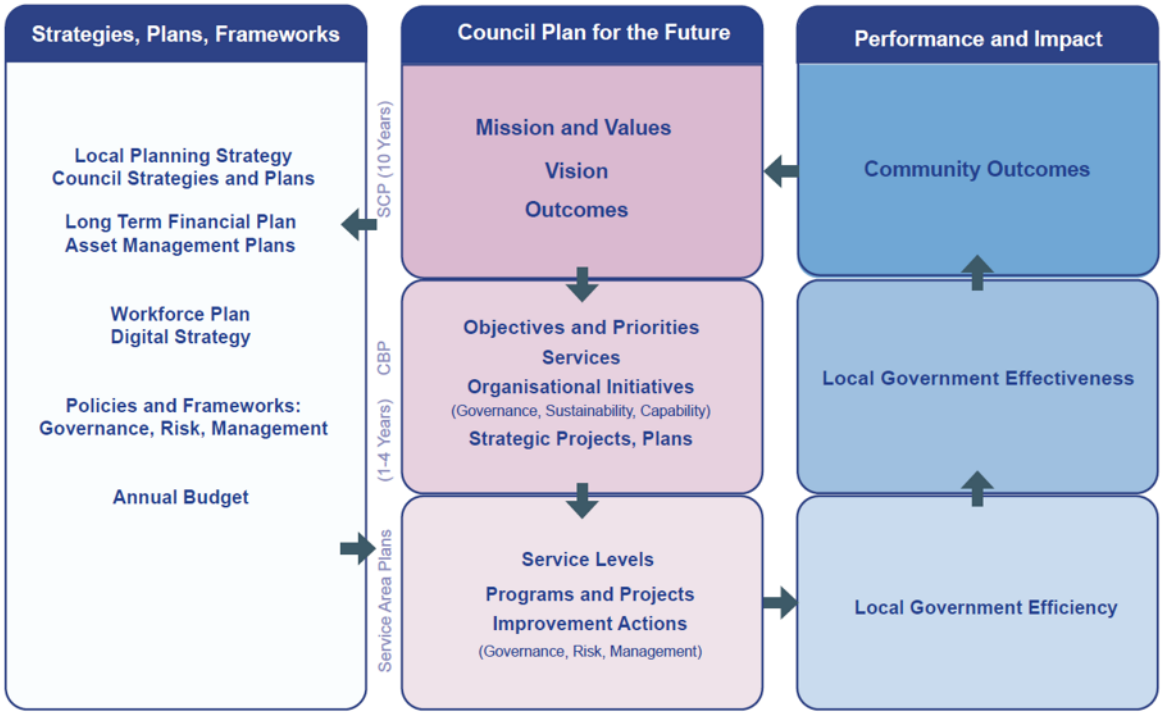

The Act s.5.56(1) and Regulations, r.19C(4) and r.19DA(4) require a local government to not only 'plan for the future', but also regularly review their plans, and complete a major review of their SCP at least every four years and to review their CBP every year. (The Department's *Advisory Standard* recommends that local governments complete a minor review of their SCP every two years, but this is not legislated.)

The SCP remains in compliance with the legislated review period and is outlined in the first part of the *Corporate Business Plan 2025/26- 2028/29* (CBP 26/27) (Attachment 1). The second part of this document provides the reviewed and updated *Corporate Business Plan 2026/27-2029/30* and meets the legislated requirement for an annual CBP review for 2026/27.

The *Corporate Business Plan 2026/27-2029/30* (CBP 26/27) (Attachment 1) does not replace the City's Council Plan, but is a companion plan, that sets out the reviewed and updated CBP program (services, projects, actions, plans and resourcing) for 2026/27.

As the CBP is reviewed annually, the three years following 2026/27 are indicative, and will be reviewed and as part of the next cycle of planning for 2027/28 forward.

Discussion

The process to review the Service Plans and Corporate Business Plan 2026/27-2029/30 and integrate with the development Budget 2026/27, included:

- in mid-April 2026 meetings were held with Directors, Managers and Team Leaders to explain the review process, and to go through supporting documentation, including the Service Plan Templates,
- the steps for Officer review of Service Areas included the following:
    - update Service Plans to describe service outputs/ service levels being provided in 2025/26,
    - assess Service Areas, undertake a SWOT (Strengths, Weaknesses, Opportunities, Threats) and consider the service approach, delivery and progress across 2025/26:
        - including a review of strategic and operational risks, cross-cutting plans such as the RAP, DAIP, Public Health Plan, other informing City Strategies and Plans, and Council Policies
    - plan for 2026/27–2029/30 - review and update proposed service area outputs and service levels, and programs, projects and actions,
    - update and complete draft Budget 2026/27 to reflect service area planning.
- following this internal work, Planning and Budget Workshops were held with Council, where proposed programs, projects and actions were discussed, and Council provided strategic direction for further review, update and change to Service Plans (CBP) and the Budget 2026/27; workshops were held on the following dates in 2026:
    - 6 May: WS-1 – Economic Environment and Strategic Priorities
    - 10 June: WS-2 – review of Service Plans, Operating and Capital Budget and consideration of different rating scenarios
    - ongoing updates and changes across 24 June: WS-2A,1 July: WS-3, 7 July: Special Council, and 22 July: WS-4
    - 5 August: Final WS – Service Plans and Annual Budget.
- On 12 August 2026 the 2026/27 Budget was adopted by Council, confirming the resources for the services, programs, projects and actions to be delivered in 2026/27, the first year of the Corporate Business Plan 2026/27–2029/30 (and Service Plans 2026/27).

Following the adoption of the Budget 2026/27, the draft Corporate Business Plan 2026/27–2029/30 has been completed and reflects the resourcing and commitments made through the planning and budgeting process and adopted by Council, and sets out the:

- SCP Vision, Outcomes and Objectives
- Service Plans:
    - supporting services and sub-services to achieve these
    - service area purpose statements
    - services area costs and FTE (2026/27)
    - programs, projects and actions
- City-wide Strategic Projects
- Update on Integrated Planning and Reporting

The proposed changes to Council Plan/ Corporate Business Plan 2025/26 Actions are detailed in Attachment 2.

Consultation

The CBP/ service planning and integrated budgeting process, including internal consultation and workshops with Council, have been described above.

In addition, on 1 September 2026, ELT reviewed and endorsed the CBP 2026/27–2029/30 programs, projects and actions for submission to Council for approval.

Strategic Implications

This item is strategically aligned to the City of Nedlands Council Plan 2023-33 vision and desired outcomes as follows:

Vision: Sustainable and responsible for a bright future

Performance
11. Effective leadership and governance.
12. A happy, well-informed and engaged community.

Financial Implications

In accordance with Regulations 19C and 19DA of the Administration Regulations, the Strategic Community Plan and Corporate Business Plan have a ten (10) and four (4) year planning and funding horizon, respectively.

The *Corporate Business Plan 2025/26- 2028/29* (CBP 26/27) (Attachment 1) sets out the reviewed and updated CBP program (services, actions, plans) for 2026/27–2029/30.

The reviewed CBP is consistent with the adopted City of Nedlands Budget 2026/27. The three years following 2026/27 are indicative and will be reviewed and as part of the next cycle of integrated planning and budgeting for 2027/28 forward.

Legislative and Policy Compliance

- Section 5.56 of the Local Government Act 1995 requires all local governments to plan for the future of their local government area.
- Regulation 19C and 19DA of the Local Government (Administration) Regulations 1996 prescribes how Section 5.56, through adoption of a Strategic Community Plan and Corporate Business Plan, is achieved.
- Regulation. 19DA(4) of the Local Government (Administration) Regulations 1996 requires a local government to review their current Corporate Business Plan every year.

Risk Considerations

Risk Category	Risk Rating	Comment on Risk
Financial	Moderate	The CBP 26/27 services, programs, projects and actions are resourced through the adopted Budget 2026/27 and are indicative for 2027/28 – 2029/30.
Service Delivery	Moderate	The CBP 26/27 sets out Council's strategic direction for the delivery of services, programs, projects and actions across 2026/27 and for 2027/28 – 2029/30.
Compliance	Moderate	Adoption of the CBP 26/27, by an Absolute Majority of Council, provides compliance with the LG Act 1995 and Regulations.

Analysis and Conclusion

It is proposed that Council approve the City of Nedlands *Corporate Business Plan 2026/27- 2028/29* (Attachment 1), to achieve statutory compliance and provide strategic direction, through the confirmation of the program of services and projects/ actions to be delivered by the City of Nedlands.

OUR PLAN FOR THE FUTURE

CITY OF NEDLANDS – COUNCIL PLAN 2023-33

Corporate Business Plan 2026/27 – 2029/30

Draft: 17 September 2026

Acknowledgement of Country

The City of Nedlands acknowledges the traditional custodians of this land, the Whadjuk people of the Noongar nation, and pays respect to the Elders both past and present.

The City of Nedlands also values the contributions made to the community over the years by people of diverse backgrounds and cultures, including those who have served and sacrificed.

Document Control			
Version	**Status**	**Reviewed/ Approved**	**Issue Date**
1	Adopted	Council	TBC

The integrated process to develop the *CBP 2026/27 – 2029/30* and adopt the Budget 2026/27 is described in the Report to OCM on 23 September 2026.

Contents

Message from our Mayor and CEO **4**

Introduction **5**

Strategic Community Plan 2023-33 ..... **6**

Our Purpose and Values 7

Our 10-year vision 8

Outcomes 9

Corporate Business Plan 2026/27 – 2029/30 ..... **10**

Our Services 11

Our Services, Plans and Actions 12

People 12

Planet 17

Place 20

Prosperity 28

Performance 30

Strategic Projects, Plans and Corporate Initiatives 38

Integrated Planning 40

Reporting 41

Budget 2026/27 42

Message from our Mayor and CEO

The Mayor and Chief Executive Officer are pleased to present the Corporate Business Plan for 2026/27 – 2029/30. The Plan represents the vision of the City's Council Plan 2023-2033.

The Corporate Business Plan has been prepared within the City's resource constraints, but with a view towards the potential of the organisation and the expectations of the residents and other associated stakeholders.

The City of Nedlands will be proactive in achieving progress across our key areas of finance, governance, leadership and community assets. We have listened to the community feedback and are committed to meeting the necessary outcomes, to meet the future needs of the City.

Our Corporate Business Plan will help grow and shape how we move forward over the coming years, with an expectation of achieving positive and refined outcomes for our community.

Introduction

Our Plan for the Future, the City of Nedlands Council Plan 2023-33, was informed by community engagement, and adopted by a majority of Council on 28 November 2023. The *Council Plan* includes the Strategic Community Plan (SCP) and Corporate Business Plan (CBP), illustrated in the diagram below.

The *Local Government Act 1995* requires local governments to not only '*plan for the future*', but also regularly review their plans, and complete a major review of their SCP at least every four years and to review their CBP every year.

The Strategic Community Plan remains in compliance with the review period, is outlined in the first part of this document, and describes the City's 10-year, aspirational vision, outcomes and objectives.

The second part, the *Corporate Business Plan 2026/27 – 2029/30* (CBP), meets the requirement for the 2026/27 annual review, and addresses the regulated content requirements. The CBP 2026/27:

- is set out consistently with the City's SCP vision, outcomes and objectives,
- outlines the City's service commitments and priority actions for 2026/27 – 2029/30, and
- reflects the resources allocated to deliver these in the 2026/27 year. *

Diagram 1: Council Plan for the Future

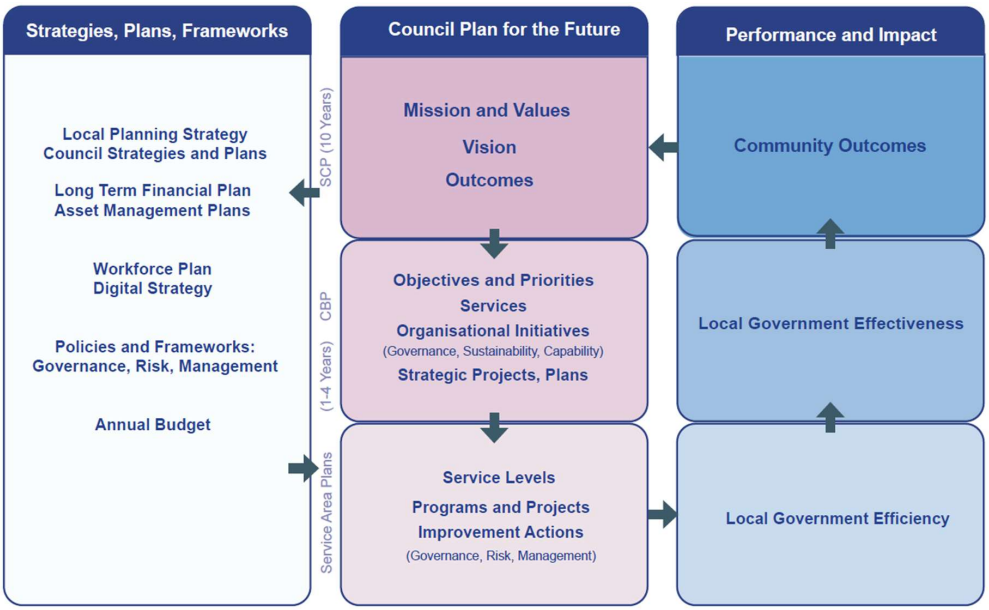

* The resources allocated to CBP 2026/27 – 2029/30 services program, projects and actions are reflected the adopted Budget 2026/27, and whilst it is anticipated that these services and actions will be resourced across the following three years of this Plan, this will be reviewed and updated as part of the annual cycle of integrated planning and budgeting.

Strategic Community Plan 2023-33

Our Purpose and Values

Purpose

The City of Nedlands exists to meet the needs of current and future generations through an integration of environmental protection, social advancement and economic prosperity.

Values

Partnership	We work together for the benefits of the community.
Fairness	We provide consistent, fair and unbiased treatment for the whole community.
Accountability	We conduct our business and all our services in an open, transparent and financially responsible manner.

Roles	
Lead	We lead strategic planning to create and achieve a shared vision for the future.
Advocate	We are a voice for the local community on contemporary issues.
Facilitate	We enable service delivery through partnerships, funding and other support.
Provide	We provide infrastructure, services and events to meet local needs.
Educate	We deliver public education programs for improved sustainability and wellbeing.
Regulate	We regulate compliance with legislation, regulations, local laws and policies.

Our 10-year vision

Sustainable and responsible for a bright future

PEOPLE	We are a harmonious, inclusive, and healthy community where people enjoy living through different ages and life-stages.
PLANET	We live sustainably within the natural environment, clean and green, with a healthy, growing urban forest.
PLACE	We are growing and developing responsibly to enhance our lifestyle, unique heritage and character, and beautiful parks and gardens.
PROSPERITY	We are a smart, connected community with access to quality life-long learning opportunities and vibrant town centres.
PERFORMANCE	We have collaborative leadership, working with the community and key stakeholders to strengthen overall quality of life.

Outcomes

People

We are a harmonious, inclusive, and healthy community where people enjoy living through different ages and life-stages.

1. Art, culture and heritage are valued and celebrated.
2. A healthy, active and safe community.
3. A caring and supportive community for all ages and abilities.

Planet

We live sustainably within the natural environment, clean and green, with a healthy, growing urban forest.

4. Healthy and sustainable ecosystems.
5. Climate resilience.

Place

We are growing and developing responsibly to enhance our lifestyle, unique heritage and character, and beautiful parks and gardens.

6. Sustainable population growth with responsible urban planning.
7. Attractive and welcoming places.
8. A city that is easy to get around safely and sustainably.

Prosperity

We are a smart, connected community with access to quality life-long learning opportunities and vibrant town centres.

9. A vibrant local economy.
10. Active participation in education and lifelong learning.

Performance

We have collaborative leadership, working with the community and key stakeholders to strengthen overall quality of life.

11. Effective leadership and governance.
12. A happy, well-informed and engaged community.

Corporate Business Plan 2026/27 – 2029/30

Our Services

People

- Community Programs & Events
- Tresillian Arts Centre
- Community Development
- Environmental Health
- Sport & Recreation
- Volunteer Services
- Ranger Services
- Youth Development
- Positive Ageing

Prosperity

- Strategic Urban Planning
- Library Services

Planet

- Environmental Conservation
- Arboriculture
- Waste Minimisation

Place

- Strategic Urban Planning
- Statutory Urban Planning
- Building Assessment Services
- Development Compliance
- Swimming Pools Inspections
- Asset Management
- Building Maintenance
- Parks Services
- Transport & Development
- Civil Maintenance
- City Projects & Programs
- Land & Property

Performance

- Members of Council Services
- Executive Leadership Services
- Governance & Legal
- Strategic Planning & Performance
- Human Resources
- Financial Services
- Digital & Information Services
- Information & Records Management
- Fleet Management
- Corporate Communications
- Customer Services

Our Services, Plans and Actions

People

We are a harmonious, inclusive, and healthy community where people enjoy living through different ages and life-stages.

Outcomes	Objectives*	
Art, culture and heritage are valued and celebrated.	1.1	Grow participation in the arts, cultural activities, and community events.
	1.2	Recognise and celebrate local First Nations peoples, places and stories.
	1.3	Preserve and showcase local history and heritage.
A healthy, active and safe community.	2.1	Facilitate community health and wellbeing.
	2.2	Grow participation in sport and recreation activities.
	2.3	Grow participation in volunteering.
	2.4	Encourage the responsible ownership of pets.
	2.5	Provide safe community spaces.
A caring and supportive community for all ages and abilities.	3.1	Support the health and wellbeing of families and children.
	3.2	Support young people to flourish.
	3.3	Support people to age safely, happily, with dignity and respect.
	3.4	Advance opportunities, Community participation and quality of life for people with disability.

* Note: objective progress is achieved through the delivery of services, programs, projects and actions; the start of the action number (e.g. 1.1) reflets the primary objective the action supports.

Guiding Council Strategies and Plans	Year
Disability Access and Inclusion Plan 2023 – 2028	2023
REFLECT - Reconciliation Action Plan July 2025 – September 2026	2025
Local Public Health Plan 2024 - 2028	2024
Public Art Strategy 2025 - 20353	2025

Service Areas, Sub-Services and Actions	Objectives

S1.1	Community Programs & Events	1.1

Strengthen local connections and community spirit by bringing people together at a wide range of local events, including those provided by the City and those provided by the community itself.

- Community Programs
- Community Grants
- Community Events
- External Event Approvals
- Citizenship Services
- Civic Events

S1.1	Net Direct Cost 26/27 ($)			FTE
Operating Income*	Operating Expenses	Net Service Cost		1.60
(1,000)	225,267	224,267		

*Includes 1,000 grants.

S1.2	Tresillian Arts Centre	1.1

Community Art Centre that brings people together and contributes to community wellbeing through participation in the arts.

- Artist Studio and Café Tenancies
- Exhibitions
- Courses

S1.2	Net Direct Cost 26/27 ($)			FTE
Operating Income	Operating Expenses	Net Service Cost		3.26
(738,700)	744,574	5,874		(includes 0.60 Casual FTE)

S1.3	Community Development	1.1, 1.2, 1.3, 3.4

Develops, plans and implements a suite of projects and programs that lead, facilitate or advocate the development of strategic community partnerships. Builds capacity and empowerment within the community to develop and implement sustainable solutions that respond to local needs, and are aimed at improving social resilience, health and wellbeing of the City's community and its neighbourhoods.

- Disability Access & Inclusion
- Reconciliation
- Public Art

S1.3	Net Direct Cost 26/27 ($)			FTE
Operating Income*	Operating Expenses	Net Service Cost		2.80
(374,952)	556,989	182,037		(includes Manager, 1.00 FTE)

*Includes 2,100 grants/ contributions and revenue from Facilities Hire and External Events.

S1.3	Actions	26/27	27/28	28/29	29/30
3.4.1	Review and update the Disability Access and Inclusion Plan.	✓	✓	✓	✓
1.2.1	Develop and implement a Reconciliation Action Plan (RAP), in accordance with Reconciliation Australia's RAP Framework.	✓	✓	✓	✓
1.1.1	Review the Public Art Strategy.	✓		✓	
2.1.2	Develop a Community Development Plan, to effectively respond to the needs of communities, and plan for a growing City of Nedlands population.	✓	✓		
1.3.2	Complete a Museum Feasibility Study to recognise viable locations to preserve and promote local history and heritage.			✓	✓
1.3.3	Investigate and cost options for a Heritage Circuit to raise awareness of local history and heritage. Consider opportunities to collaborate with the Historical Society and neighbouring councils.			✓	✓

S1.4	Environmental Health	2.1

Protect the public from natural and built environmental risk factors that affect their health and well-being. Foster public and environmental health by performing functions and undertaking tasks in line with statutory requirements and City strategic directions.

- Food Businesses
- Personal Appearance Establishments
- Mosquito & Rodent Control
- Public Health Planning
- Public Building
- Trading in Public Places, Health Local Law
- Environmental Noise Assessment
- Aquatic Facilities
- Event Assessment and Approval
- Public and Environmental Protection
- Recreational Water Quality

S1.4	Net Direct Cost 26/27 ($)			FTE
Operating Income	Operating Expenses	Net Service Cost		6.00
(88,395)	911,521	823,126		(includes Manager, 1.00 FTE)

S1.4	Actions	26/27	27/28	28/29	29/30
2.1.1	Major review of the Local Public Health Plan, in accordance with statutory requirements in the Public Health Act 2016.	✓	✓	✓	✓
2.1.3 (New)	Make a new City Health Local Law, under the Local Government Act 1995, to ensure effective management of community public and environmental health matters.	✓			
2.1.4	Prepare an Asbestos Site Management Plan for Shenton Bushland.	✓			

S1.5	Sport & Recreation	2.2

Provides point-of-contact for the City's sporting clubs, enables the City's 34 sporting clubs orderly use City facilities and secures grant funding for the upgrade of sporting facilities.

- Community Sport & Recreation Facilities Fund
- Reserve Bookings
- Facility Usage
- Sports Club Liaison

S1.5 Net Direct Cost 26/27 ($)			FTE
Operating Income	Operating Expenses	Net Service Cost	1.59
0	263,134	263,134	

S1.5	Actions	26/27	27/28	28/29	29/30
2.2.1	Develop the Strategic Active Sports Facilities Plan.	✓			
2.2.2	Prepare the Highview Park Masterplan.	✓	✓	✓	

S 1.6	Volunteer Services	2.3

Building a more self-reliant and connected community by involving volunteers in the delivery of Council-provided services. Decreases dependence on government services and builds local relationships.

- Volunteer Services
- Volunteer Appreciation Event

S1.6 Net Direct Cost 26/27 ($)			FTE
Operating Income	Operating Expenses	Net Service Cost	1.00
0	113,638	113,638	(0.60 for S1.6 and 0.40 for S1.9)

S1.7	Ranger Services	2.4, 2.5, 8.4

Provide a vital role in maintaining community safety, amenity and compliance by offering information and advice on State and Local Laws and other relevant legislation to residents and visitors, and where appropriate take enforcement action with relation to these laws. Assist with the control of parking and animal management through community engagement and regular patrols. Identify and mitigate fire risk and provide support during emergencies.

- Local Law (Various) Compliance
- Emergency Management
- Parking Compliance
- Animal Management & Control

S1.7	Net Direct Cost 26/27 ($)			FTE
Operating Income	Operating Expenses	Net Service Cost		7.00
(719,300)	1,069,571	350,271		

S1.7	Actions	26/27	27/28	28/29	29/30
2.5.5	Develop a Closed-Circuit Television Strategy.	✓			
2.4.1	Develop a community engagement program to encourage responsible pet ownership, with consideration for new legislation in the Cat Local Law.	✓	✓	✓	
2.4.3	Review and improve the process for raising and addressing animal complaints, mediating disputes, and enforcing regulations.	✓			
2.5.1	Provide a campaign to improve community awareness of safety and security initiatives.	✓	✓	✓	
7.2.8 (New)	Review, identify and propose authorised verge parking areas to provide convenient, available and secure car parking for contractors.	✓			

S1.8	Youth Development	3.1, 3.2

Provide events, activities and grants that connect local children, young people and their families with their local community.

- Youth Events & Activities
- School Pools Subsidy
- School Holiday Programs
- Youth Grants

S1.8	Net Direct Cost 26/27 ($)			FTE
Operating Income	Operating Expenses	Net Service Cost		0.00
0	47,050	47,050		(S4.1-Librarian-Young People Services)

S1.9	Positive Ageing	3.3

Provide a Positive Ageing program to support seniors 55+ in the City of Nedlands through the Positive Ageing Calendar of events and the Seniors Shopping Bus Service. The program provides free or low fee activities to all Nedlands' seniors and liaises with other LG's, Not For Profits' and Government departments.

- Positive Ageing Calendar of Events
- Seniors Shopping Bus Service

S1.9	Net Direct Cost 26/27 ($)			FTE
Operating Income	Operating Expenses	Net Service Cost		
(5,200)	10,337	5,137		(0.40 FTE from S1.6)

Planet

We live sustainably within the natural environment, clean and green, with a healthy, growing urban forest.

Outcomes	Objectives*	
Healthy and sustainable ecosystems.	4.1	Conserve, restore and enhance local biodiversity and natural assets, including the river foreshore, coastline and remnant bushland.
	4.2	Grow the urban forest.
Climate resilience.	5.1	Encourage the adoption of sustainable practices to work towards zero waste and being carbon neutral.
	5.2	Strengthen adaptive capacity to climate-related hazards and natural disasters.

* Note: objective progress is achieved through the delivery of services, programs, projects and actions; the start of the action number (e.g. 4.1) reflets the primary objective the action supports.

Guiding Council Strategies and Plans	Year
Urban Forest Strategy 2025-2045	2025
Foreshore Management Plan	2025
Bushland Management Plans 2019 - 2024	2019
Waste Plan	2020

Service Areas, Sub-Services and Actions	Objectives
S2.1 Environmental Conservation	4.1, 4.2, 5.2

Conserve the natural environment and protect and enhance biodiversity within the City.

- Bushland Management
- Community Engagement & Events
- Volunteer Programs
- Bush Fire Risk Management
- Feral Animal Management
- Water Conservation
- Energy & Greenhouse Management

S2.1 Net Direct Cost 26/27 ($)			FTE
Operating Income	Operating Expenses	Net Service Cost	1.00
0	907,186	907,186	

S2.1	Actions	26/27	27/28	28/29	29/30
4.1.1	Develop the Coastal Hazard Risk Management & Adaption Plan.	✓	✓	✓	✓
4.1.2	Review and update the City Greenway Policy.		✓		
4.1.3	Review and update bushland management plans for Shenton Bushland, Hollywood Reserve, Birdwood Parade, Point Resolution, Mt Claremont, and Allen Park.	✓			
7.2.3	Review the Foreshore Management Plan.		✓		

S2.2	Arboriculture	4.1, 4.2, 5.2

Ensure the responsible provision and protection of the City of Nedlands tree assets through conservation and sustainable practices that provide and maintain healthy, aesthetically pleasing, and safe trees within streetscapes, parks, gardens, and reserves in line with community standards.

- Tree Maintenance Services
- Tree Planting Services
- Tree Watering Services

S2.2	Net Direct Cost 26/27 ($)			FTE
Operating Income	Operating Expenses	Net Service Cost		5.00
0	1,267,300	1,267,300		

S2.2	Actions	26/27	27/28	28/29	29/30
4.2.1	Review and update the Urban Forest Strategy.	✓	✓	✓	✓
7.3.3 4.2.2a	Implement the Actions in the Urban Forest Strategy.	✓	✓	✓	✓

S2.3	Waste Minimisation	5.1

Meets regulatory responsibilities to manage waste in a way that delivers positive environmental, economic, and social outcomes, and achieves the targets in the State Waste Strategy and the City's Waste Plan:

- collects of all residential waste
- offers a commercial waste management program too support businesses and rate payers
- delivers a clean and tidy City, utilising contemporary technologies, and allowing businesses to operate unhindered
- proactively removes graffiti from public realm assets.

- Residential & Commercial Waste Collection
- Public Bin Management
- Waste Education
- Graffiti Removal

S2.3	Net Direct Cost 26/27 ($)**			FTE
Operating Income*	Operating Expenses	Net Service Cost		1.00
(5,220,040)	4,360,359	(859,681)		

* Includes 3,000 grants/ contributions
** Note if any surplus service charges for 26/27, they will be transferred to reserves.

S2.3	Actions	26/27	27/28	28/29	29/30
5.1.5	Review Waste Plan and complete Annual Report in compliance with regulatory requirements.	✓	✓	✓	✓

Place

We are growing and developing responsibly to enhance our lifestyle, unique heritage and character, and beautiful parks and gardens.

Outcomes	Objectives*	
Sustainable population growth with responsible urban planning.	6.1	Responsible planning and development to enhance liveability and the area's unique character.
Attractive and welcoming places.	7.1	Provide quality community buildings, halls and toilets.
	7.2	Enhance playgrounds, parks and reserves.
	7.3	Provide beautiful, well-maintained streetscapes.
A city that is easy to get around safely and sustainably.	8.1	Encourage more people to walk, ride or use other forms of active transport.
	8.2	Encourage greater use of public and shared transport.
	8.3	Deliver an efficient, safe and sustainable road network.
	8.4	Effectively manage parking supply and affordability.

* Note: objective progress is achieved through the delivery of services, programs, projects and actions; the start of the action number (e.g. 6.1) reflets the primary objective the action supports.

Guiding Council Strategies and Plans	Year
Asset Management Strategy and Plans	see page 41
Local Planning Strategy (under review)	2017
Local Planning Scheme	2023
Nedlands Stirling Highway Activity Corridor Strategy	2024
Public Open Space Strategy: Nedlands and Dalkeith	2024
Long-Term Cycle Network	2026
Integrated Transport Strategy	2024

Service Areas, Sub-Services and Actions	Objectives

S3.1	Strategic Urban Planning	6.1

Deliver holistic, integrated city-wide strategies, plans and policies, that set the direction for the sustainable growth of the City of Nedlands including land use, environmental sustainability, community infrastructure, and economic and cultural heritage outcomes. Ensure collaboration across all tiers of government and the private sector including management of government relations relating to the planning and development of the city.

- Planning Strategy & Scheme
- Urban Planning Policy
- Precinct Planning
- Heritage Planning

S3.1	Net Direct Cost 26/27 ($)			FTE
Operating Income	Operating Expenses	Net Service Cost		3.00
0	806,770	806,770		

S3.1	Actions	26/27	27/28	28/29	29/30
1.3.1	Update the Local Heritage Survey and Heritage list.	✓			
6.1.1a	Review the Local Planning Strategy to guide the planning and development of the City over the next 10-15 years.	✓	✓		
6.1.1b	Review the Local Planning Scheme in accordance with the Local Planning Strategy.		✓		
6.1.7	Undertake a Laneway Audit and prepare a Laneway Local Planning Policy to guide the upgrade of City laneways and development adjacent to laneways.	✓	✓	✓	
7.2.1	Understand and explore opportunities for the use of a Developer Contributions Model at the City of Nedlands.	✓	✓	✓	
7.2.2	Undertake a review of public open space requirements, to meet current and future needs.	✓			
7.2.5	Prepare a Concept Plan for the Loreto Primary School site with consideration for the community's aspirations.	✓	✓		

S3.2	Statutory Urban Planning	6.1

Deliver assessment and compliance actions to ensure the City meets its land use planning and development control functions and obligations. Ensure land use planning outcomes are consistent with local and state planning policy and legislation and community expectation.

- Design Review Panel Administration
- Subdivision Application Assessment and Clearance
- Statutory Policy Formulation
- Liquor Licensing Application Assessment
- Development Assessment
- Development Compliance

S3.2	Net Direct Cost 26/27 ($)			FTE
Operating Income	Operating Expenses	Net Service Cost		6.95
(662,500)	1,158,324	495,824		(Includes Manager, 1.00 FTE)

S3.2	Actions	26/27	27/28	28/29	29/30
6.1.6a	Complete a customer experience review to improve the Statutory Urban Planning approval process for all stakeholders.	✓			

S3.3	Building Assessment Services	6.1

Provide quality, customer focussed advice and building approval and compliance services to the community including timely assessment and inputs into building permits and relevant applications. Undertake investigations and resolution of building compliance matters. Professionally represent the City of Nedlands on SAT as required. Provide sharing and provision of resource cover to other LGA building departments.

- Shared Services with other Local Governments (fee applicable)
- Building Application Assessment

S3.3	Net Direct Cost 26/27 ($)			FTE
Operating Income	Operating Expenses	Net Service Cost		2.00
(337,000)	293,663	(43,337)		

S3.2	Actions	26/27	27/28	28/29	29/30
6.1.6b	Complete a customer experience review to improve the building approval process for all stakeholders.	✓			

S3.4	Development Compliance	6.1

Provide an effective, efficient and customer friendly compliance service to the community relating to development sites. Timely assessment and inputs to management plans and permits. Undertake investigations and resolution of development compliance matters.

- Construction & Demolition Management Plans (MP)
- Verge and Thoroughfare Permits (VMP)
- Compliance Inspections (CMP/ DMP/VMP)
- Building Site Enquiries & Complaints

S3.4	Net Direct Cost 26/27 ($)			FTE
Operating Income	Operating Expenses	Net Service Cost		5.00
(103,000)	592,107	489,107		

S3.5	Swimming Pool Safety	6.1

Contributes to public health, wellbeing and supports community safety, through inspections of private swimming pools to ensure barriers meet regulatory standards, and reducing the risk of drowning incidents, particularly among young children.

- Shared Services with other Local Governments
- Swimming Pools Inspections
- Pool Safety Regulation Advice and Education
- Pool Compliance and Monitoring

S3.5	Net Direct Cost 26/27 ($)		FTE
Operating Income*	Operating Expenses	Net Service Cost	3.01
(321,000)	304,009	(16,991)	

*Includes 1000 grants/ contributions.

S3.6	Asset Management	7.1-7.3, 8.1-8.4

Proactively plan to manage roads, drainage, parks, footpaths, building and bus shelter assets, to maximise community value, service utility and ensure that remedial and maintenance interventions deliver best value outcomes to our community.

- Asset Management
- Capital Works Project Planning
- Capital Works Project Budgeting

S3.6	Net Direct Cost 26/27 ($)		FTE
Operating Income	Operating Expenses	Net Service Cost	5.80
0	907,155	907,155	(Includes Manager, 1.00 FTE)

S3.6	Actions	26/27	27/28	28/29	29/30
5.2.4 (New)	City Infrastructure Project (Improvement Plan-6) ▪ Prepare a "State of City Infrastructure Condition" Report, ▪ Identify priority infrastructure works based on Report, ▪ Review community infrastructure & level of provision for population & demographics, ▪ Develop a 5–10 Year Asset Management Plan.	✓	✓		
5.2.1	Develop a Stormwater Management Strategy and Plan.		✓		
5.2.3	Develop and review the Asset Management Plan – Drainage.		✓		
	Develop and review the Asset Management Strategy and Plans as per the schedule set out on page 40.	✓	✓	✓	✓

S3.7	Building Maintenance	7.1

Maintaining the building portfolio to support the delivery of a wide range of public services which fulfil the social, economic, and environmental needs of the community. Preventing further deterioration or failure that will not impact daily operations with planning work at predetermined intervals to meet statutory, health and safety, and operational reliability. Provide quality customer focussed advice and service to Stakeholders and the Community.

- Building Capital Works Projects
- Building Maintenance
- Building Security

S3.7	Net Direct Cost 26/27 ($)			FTE
Operating Income	Operating Expenses*	Net Service Cost		4.00
0	2,053,097	2,053,097		(Includes Manager, 1.00 FTE)

* Excludes depreciation 2,717,173.

S3.7	Actions	26/27	27/28	28/29	29/30
3.4.2	Identify opportunities to improve universal access to Council facilities and reserves (i.e. self-opening doors, ramps, sealing footpaths and accessways, parking, beach and river access etc) and include specific actions when reviewing the Disability Access and Inclusion Plan and Capital Works Program.	✓	✓	✓	✓

S3.8	Parks Services	7.2, 7.3, 4.2, 5.2

Ensure the responsible provision, use and protection of the City of Nedlands formalised parks, gardens, reserves and groundwater resources through sustainable practices that provide and maintain healthy, aesthetically pleasing, and useable parks, gardens and reserves in line with community needs and standards.

- Turf Services
- Irrigation Services
- Groundwater Monitoring
- Landscape Services

S3.8	Net Direct Cost 26/27 ($)			FTE
Operating Income*	Operating Expenses**	Net Service Cost		17.30
(114,448)	4,888,980	4,774,532		(Includes Manager, 1.00 FTE)

* Includes 3,380 contributions/ grants.
** Excludes depreciation 1,282,765.

S3.8	Actions	26/27	27/28	28/29	29/30
5.1.3	Improve water management practices and strive to achieve Platinum Waterwise Status.	✓	✓	✓	✓
7.3.2	Develop a Waterwise Nature-strip Program.	✓	✓	✓	
7.3.3 4.2.2b	Implement Actions in the Urban Forest Strategy for street trees.	✓	✓	✓	✓

S3.8	Actions	26/27	27/28	28/29	29/30
7.2.7	Develop and review the Asset Management Plan - Parks	✓			

S3.9	Transport & Development	8.1, 8.2, 8.3, 8.4

Provide holistic, integrated plans for the public realm to guide improvements to City of Nedlands streets, places, and spaces. Design the City's transport infrastructure to facilitate an integrated network that optimises transport movements and delivers function, safety, and access across the network. Review development and building applications and their impact on the City's transport network.

- Technical Review – Planning & Building Applications
- Traffic and Transport Planning
- Traffic Management Plan Review
- Parking Management and Strategy
- Road Safety
- Vehicle Crossover Applications

S3.9	Net Direct Cost 26/27 ($)			FTE
Operating Income	Operating Expenses	Net Service Cost		4.20
(98,500)	691,388	592,888		

S3.9	Actions	26/27	27/28	28/29	29/30
6.1.5	Review the Integrated Transport Strategy.		✓		
8.1.3	Review the Long-Term Cycle Network (LTCN) plan, an aspirational blueprint for infrastructure, for all ages and cycling abilities.				✓
8.3.6	Perth Inner City Group Safe Speed Zone (40km/hr) Project.	✓	✓		
8.4.1	Develop a Parking Management Strategy to manage growing demand and traffic congestion.	✓			

S3.10	Civil Maintenance	8.1, 8.2, 8.3, 8.4

Maintenance of roads, right of ways, footpaths, parking signage, line marking and subsidiary street furniture to facilitate safe usage of the transport network by pedestrians, cyclists and vehicles. Maintenance of the drainage network to ensure the efficient removal of stormwater across the City of Nedlands during normal rainfall events. Street lighting infrastructure is owned and maintained by either the City or Western Power to deliver a safe environment to night-time visitors to our city.

- Road Network (including Rights of Way/ Laneways)
- Path Network
- Drainage Network
- Bus Shelters
- Parking Signs & Lines

S3.10	Net Direct Cost 26/27 ($)			FTE
Operating Income*	Operating Expenses**	Net Service Cost		5.00
(101,896)	3,020,443	2,918,547		

* Includes 101,896 contributions/ grants.
** Excludes depreciation 6,908,177.

S3.10	Actions	26/27	27/28	28/29	29/30
2.5.3	Audit City-owned lights along the foreshore, in parks, sports facilities and other public places, for safety and sustainability, and incorporate recommendations into the Capital Works Program.		✓	✓	
7.3.1	Facilitate the installation of underground power in Hollywood East, Nedlands West and Nedlands North precincts. *	LTFP	LTFP	LTFP	LTFP
8.1.2	Develop a strategy and implement a prioritised capital works program to improve footpaths and cycleways.		✓		

*Hollywood East will be considered in the Long-Term Financial Plan (LTFP)

S3.11	City Projects & Programs	8.1, 8.2, 8.3, 8.4

Manage the design, planning and delivery of all infrastructure projects within the annual Capital Works Program. Ensure stakeholder consultation is undertaken where required.

- Capital Works Planning
- Capital Works Design
- Capital Works Program

S3.11	Net Direct Cost 26/27 ($)			FTE
Operating Income	Operating Expenses	Net Service Cost		8.60
0	1,233,116	1,233,116		(Includes Manager, 1.00 FTE)

S3.11	Actions	26/27	27/28	28/29	29/30
6.1.5	Develop a Technical Services Project Management Framework.	✓	✓		

S3.12	Land & Property	7.1.1,11.1

Coordinate the strategic management of the City of Nedlands property portfolio embracing acquisition, commercial leasing, and disposal.

- Land Asset Optimisation
- Land Asset Investment
- Property Management

S3.12	Net Direct Cost 26/27 ($)			FTE
Operating Income	Operating Expenses	Net Service Cost		1.60
(760,590)	387,051	(373,539)		

* Excludes depreciation 18,725.

S3.12	Actions	26/27	27/28	28/29	29/30
7.1.1	Develop a Land Asset Optimisation Strategy to identify opportunities to improve, rationalise or share community assets to ensure sustainable and optimal use of Council assets and resources.	✓	✓		
7.1.2	Develop a business case for the future operations of the buildings in the Lawler Park Precinct with consideration for sport, performing arts and culture, and community meeting space.		✓	✓	
7.1.3	Investigate demand for new and upgraded public toilets in priority locations (i.e. Charles Court Reserve and Swanbourne Beach).		✓	✓	

Capital Works Program Total Cost*	26/27 ($)	26/27	27/28	28/29
Buildings	273,730	✓	✓	✓
Parks	2,045,594	✓	✓	✓
Roads	3,081,916	✓	✓	✓
Drainage	1,178,699	✓	✓	✓

* Total cost reflects allocations from grants, reserves and borrowings.

Prosperity

We are a smart, connected community with access to quality life-long learning opportunities and vibrant town centres.

Outcomes	Objectives*	
A vibrant local economy.	9.1	Revitalise commercial areas to retain, support and attract businesses.
Active participation in education and lifelong learning.	10.1	Facilitate access to quality education and lifelong learning opportunities for all.

* Note: objective progress is achieved through the delivery of services, programs, projects and actions; the start of the action number (e.g. 9.1) reflets the primary objective the action supports.

Service Areas, Sub-Services and Actions	Objectives
S3.1 Strategic Urban Planning	9.1
See S3.1 Strategic Urban Planning	

S3.1	Actions	26/27	27/28	28/29	29/30
9.1.2	Develop a Place Vision for the Nedlands Town Centre to guide the planning and development of the centre.	✓	✓		
9.1.3	Create an agreement with the City of Perth to co-create Place Plans, for Hampden Road and Broadway, to revitalise and activate shared village precincts. (This area falls within the State Government's UWA/QEII Improvement Scheme and will be informed by the plan.)		✓	✓	✓
9.1.4	Develop a Place Plan for Waratah Village to revitalise and activate the community hub.			✓	✓
9.1.5	Develop a Place Plan for Mt Claremont Shopping Precinct to revitalise and activate the community hub.			✓	✓
9.1.6	Investigate the options for providing some economic services either locally or regionally and report on the feasibility, scope and associated resources that may be required.	✓			

S4.1	Library Services	10.1

Provide resources and activities to address information and learning needs of the community in the Nedlands and Mt Claremont libraries and through on-line access.

- Library Services
- Children's Library
- Local History Collection Studies
- IT support
- Justice of the Peace

S4.1	Net Direct Cost 26/27 ($)			FTE
Operating Income*	Operating Expenses	Net Service Cost		10.27
(12,900)	1,156,628	1,143,728		(Includes 1.00 Casual FTE)

** Includes 1,450 contributions/ grant (children's book week).

S4.1	Actions	26/27	27/28	28/29	29/30
10.1.1	Undertake a review of the City's library services and propose a costed improvement program to meet current and future needs.	✓			

Performance

We have collaborative leadership, working with the community and key stakeholders to strengthen overall quality of life.

Outcomes	Objectives*
Effective leadership and governance.	11.1 Strengthen Council's leadership and governance.
A happy, well-informed and engaged community.	12.1 Effectively inform and engage the community about local services and events, key projects, consultation outcomes, Council decisions, and budget allocations.

* Note: objective progress is achieved through the delivery of services, programs, projects and actions; the start of the action number (e.g. 9.1) reflets the primary objective the action supports.

Guiding Council Strategies and Plans	Year
Governance Framework Policy	2024
Risk Management Framework	2025
Customer Service Charter	2023
Business Continuity Plan	2023
Integrated Planning	see page 41

Service Areas, Sub-Services and Actions	Objectives
S5.1 Members of Council	11.1, 12.1

Provides Council support services and coordinates communication and information between Councillors and the Administration.

- Council Members Support
- Council Meeting Support

S5.1 Net Direct Cost 26/27 ($)				FTE
Operating Income	Operating Expenses	Net Service Cost		0
0	572,749	572,749		(Shared Executive Support S5.2 – re-evaluate MYBR)

S5.2	Executive Leadership Services	11.1, 12.1

Provides leadership and supports decision-making and communication across the City of Nedlands.

- Executive Leadership Services
- Executive Leadership Team Support

S5.2 Net Direct Cost 26/27 ($)			FTE
Operating Income	Operating Expenses	Net Service Cost*	8.52
0	2,031,271	2,031,271	(Includes CEO, 3 Directors and 0.50 Manager)

* Excludes (1,506,120) Vacancy Provision

S5.2	Actions	26/27	27/28	28/29	29/30
11.1.5a	Advocacy and Stakeholder Management: (Improvement Plan-4 2026) ▪ Develop an Advocacy Strategy focusing on positioning the City of Nedlands and Government, Government agencies and the Sector. ▪ Develop and annually review an Advocacy Plan for the City to proactively partner with the State Government and other key stakeholders on issues of local significance. ▪ Develop a Stakeholder Management Plan.	✓	✓	✓	✓
11.1.5b	Implement the Advocacy Plan and proactively partner with the State Government and other key stakeholders on issues of local significance, including: ▪ UWA-QEII Precinct Plan (State Government Improvement Plan), ▪ Sunset Precinct, Jutland Parade (Heritage and Activation), ▪ Stirling Highway Crossing - advocate and engage Main Roads regarding the construction of an at-grade signalised crossing ▪ (Smyth or Stanley), ▪ Public Transport- advocate and engage Public Transport Services for improvements in public transport services, alternative transport options, and initiatives to increase commuter awareness and usage, ▪ Irwin Barracks - future planning and redevelopment (Federal/ State Governments). ▪ support the Perth Children's Hospice Foundation (PCHF), as a stakeholder, to develop the pathway that integrates with the City of Nedlands Whadjuk Trail Network ▪ partner with Western Suburbs local governments to provide shared services, where appropriate.	✓	✓	✓	✓
11.1.9	Set up and implement city-wide approach to project management, including associated governance policies and processes.	✓			

S5.3	Governance & Legal	11.1, 12.1

Establishes the framework of decision making, systems and processes that assist the organisation in enhancing its statutory compliance, legal and risk management responsibilities.

- Governance
- Risk Management
- Local Government Elections
- Legal Services
- Insurance
- Internal Audit
- Code of Conduct Complaints

S5.3	Net Direct Cost 26/27 ($)			FTE
Operating Income	Operating Expenses	Net Service Cost		4.80
0	941,651	941,651		(Includes Manager, 1.00 FTE)

S5.3	Actions	26/27	27/28	28/29	29/30
11.1.1	Support councillors to complete mandatory councillor training.		✓		
11.1.2	Provide standardised Council meeting procedures, in accordance with the Local Government Reform process.	✓			
11.1.4	Review and update the Risk Management Framework.	✓			
11.1.10	Prepare a Governance and Risk Maturity Road Map to formalise and implement a comprehensive two-year improvement programme, to ensure statutory compliance and best practice across the City in relation to Governance, Compliance and Risk Management.	✓			
12.1.2	Develop a Communications Agreement, in accordance with the Local Government Regulations.	✓	✓		

S5.4	Strategic Planning & Performance	11.1, 12.1

Coordinates and collaborates to develop and implement a practical, integrated, planning process for the development, review and reporting of the Council Plan, a Strategic Community Plan and a Corporate Business Plan, and Service Plans, to address the City's long-term vision and meet statutory requirements.

- Strategic and Corporate Planning
- Strategic and Corporate Reporting
- Service Planning and Business Improvement

S5.4	Net Direct Cost 26/27 ($)			FTE
Operating Income	Operating Expenses	Net Service Cost		1.83
0	215,816	215,816		

S5.4	Actions	26/27	27/28	28/29	29/30
11.1.3	Develop and review the Council Plan for the Future in accordance with statutory requirements: • major review of Strategic Community Plan in 2026/27* • annual Review of Corporate Business Plan *SCP review to include consideration of (1) more focused objectives with respect to fiscal responsibility (2) investigate and agree the approach, scope and resourcing for a focused sustainability/ environmental management function at the City	✓	✓	✓	✓
12.2.1	Complete an independent community survey to benchmark service levels and map community priorities, in accordance with best practice and the proposed Local Government Regulations.			✓	
12.2.2	Coordinate the annual review of Service Plans to support continuous improvement, decision-making, and communicate service level commitments to customers and community.	✓	✓	✓	✓

S5.5	People and Culture	11.1

Provide support to the organisation to plan strategically for the current and future workforce via a workforce plan. Enable contemporary and legislative compliant services for employee management, employee engagement and Workplace health and safety. Foster a positive, inclusive, and high performance, values-based culture which enables the provision of excellent services to the community.

- Attraction, Retention and Cultural Change
- Employee Relations
- Recruitment
- Workplace Health & Safety
- Organisational Development

S5.5	Net Direct Cost 26/27 ($)			FTE
Operating Income	Operating Expenses	Net Service Cost		6.80
0	2,139,308	2,139,308		(Includes Chief People Officer)

S5.5	Actions	26/27	27/28	28/29	29/30
11.1.6	Develop the Workforce Plan, incorporating key organisational design issues to support the achievement of the Council Plan, and prepare the City for the future.	✓	✓	✓	✓
11.1.7	Cultural Transformation Project (Improvement Plan-7 2026) ▪ Undertake an Organisational Culture Inventory (OCI)/ Organisational Effectiveness Inventory (OEI) ▪ Identify the key drivers influencing organisational culture ▪ Develop practical strategies to strengthen culture and address key gaps.	✓			
11.1.11	Develop, document and establish a Change Management Framework and build internal capability to lead and sustain change.	✓			

S5.6	Financial Services	11.1, 12.1

Delivers accurate and timely transactional and strategic finance services using clearly articulated, visible financial processes that enable/support the City of Nedlands service units to deliver value for money outcomes to our community. Ensures that the City is financially accountable to its community whilst meeting all statutory financial obligations.

- Accounting Services
- Rates & Other Revenue
- Procurement
- Payroll
- Internal Audit

S5.6 Net Direct Cost 26/27 ($)			FTE
Operating Income*	Operating Expenses	Net Service Cost	17.02
(35,793,736)	3,065,249	(32,728,487)	(Includes Manager, 1.00 FTE)

* Includes rates, contributions/ grants (222,060), fees and charges, interest revenue and other revenue.

S5.6	Actions	26/27	27/28	28/29	29/30
11.1.4	Develop and review the Long-Term Financial Plan to ensure the long- term viability and sustainability of the City and support the achievement of Council Plan.	✓	✓	✓	✓
11.1.18	Develop and adopt rates and revenue policy incorporating strategic budget concepts to ensure long term financial viability.	✓	✓	✓	✓
11.1.22	Review, amend, remove and add relevant financial policies and procedures, that are current with revised policies, and meet current accounting standards, legislation and system requirements.	✓	✓	✓	✓
11.1.23	Address and implement all agreed audit findings - identified by both Office of Auditor General and other Audit partners.	✓	✓	✓	✓

S5.8	Digital & Information Services	11.1, 12.1

Enable and empower our staff and the community through reliable, secure, and innovative technology services. We are committed to building a modern, resilient IT foundation that supports transparent governance, efficient service delivery, and continuous improvement driving transformation that meets community needs and aligns with the strategic objectives of the City of Nedlands.

- Technical Services
- Digital, Information Services & Business Improvement

S5.8 Net Direct Cost 26/27 ($)			FTE
Operating Income	Operating Expenses*	Net Service Cost	9.33
0	5,425,423	5,425,423	(Includes Chief Information Officer)

* Excludes depreciation 109,680.

S5.8	Actions	26/27	27/28	28/29	29/30
11.1.13	Review a Digital Transformation Strategy that outlines the approach and program to modernises digital infrastructure, build capacity and support responsive, data-driven decision-making, streamlined operations and improve the delivery of City services.	✓	✓	✓	✓
11.1.14	Review and update the Business Continuity Plan.	✓	✓	✓	✓
11.1.15	Knowledge Management Development (Improvement Plan-3 2026) Document business processes, improving access to knowledge, reducing reliance on individual staff members and creating a sustainable framework for knowledge governance.	✓			
11.1.8	TechnologyOne Stabilisation and Optimisation: consolidate, optimise and embed the City's TechnologyOne investment by improving system performance, business processes, user adoption and internal capability, while reducing delivery risk and maximising value from Phases 1 and 2 of the OneCouncil programs.	✓			
12.1.4	Introduce a user-friendly online mapping tool to communicate the location and status of City projects (roads, parks, events, etc).		✓	✓	
12.1.5 (New)	CIVICA Enhancements - CIVICA is the City's core property and rates management system. It is used to manage property records, rates administration, valuations, and revenue-related processes.	✓			
12.1.6 (New)	IT Infrastructure Remediation - remediation of legacy unsupported and unsecure IT infrastructure.	✓			
12.1.7 (New)	Network Modernisation - provision a modern and secure network.	✓			
12.1.8 (New)	CCTV Upgrades (existing for city owned assets) - provision of a modern and secure cameras and platform.	✓			
12.1.9 (New)	City Website modernisation - modernise to optimise functionality and user experience.	✓			

S5.9	Information & Records Management	11.1, 12.1

Provide records and information governance services to ensure the City meets its legislative, regulatory and accountability obligations. The service area supports compliant recordkeeping, information access, privacy, and information governance through information, advice, education, audits, disclosure and statutory information request management.

- Records Management
- Information & Records Support
- Freedom of Information
- Business Continuity
- Information Management & Security

S5.9	Net Direct Cost 26/27 ($)		FTE
Operating Income	Operating Expenses	Net Service Cost	2.92
0	470,579	470,579	

S5.9	Actions	26/27	27/28	28/29	29/30
11.1.16	Implement Privacy and Responsible Information Sharing Regulations (PRIS) as per PRIS Act 2024.	✓			

S5.10	Fleet Management	11.1

Ensure that the City of Nedlands achieves best value and demonstrates social, economic, and environmental sustainability in the way in which it manages its fleet, mobile plant, and heavy plant equipment. Operate the depot workshop and responsibly manage stores and materials.

- Fleet, Plant & Equipment Management
- Fuel Management
- Minor Fabrication
- Electric Vehicle Charging Infrastructure Management

S5.10	Net Direct Cost 26/27 ($)			FTE
Operating Income	Operating Expenses*	Net Service Cost		2.00
0	575,910	575,910		

* Excludes 333,328 depreciation.

S5.10	Actions	26/27	27/28	28/29	29/30
5.1.2	Collaborate with key stakeholders to develop an Electric Vehicle Charging Network Plan.		✓		
11.1.17	Finalise and review the Asset Management Plan - Fleet		✓		

S5.11	Corporate Communications	11.1, 12.1

Provide clear, consistent proactive, and reactive messaging aligned to the City's broader strategic direction to internal and external stakeholders applying traditional and contemporary media approaches.

- Internal Communications
- External Communications
- Community Engagement
- Media Liaison
- Digital Channels Management

S5.11	Net Direct Cost 26/27 ($)			FTE
Operating Income	Operating Expenses	Net Service Cost		3.00
0	414,703	414,703		

S5.11	Actions	26/27	27/28	28/29	29/30
12.1.1	Develop a Community Engagement Charter in accordance with the Local Government Regulations (when legislated) and as part of an overall Community Engagement Framework.	✓	✓		

S5.11	Actions	26/27	27/28	28/29	29/30
12.1.3	Prepare a Communications Plan, as part of an overall Community Engagement Framework, to raise awareness of the City's projects, facilities, services, events and other issues of importance, with consideration for how to target communications to reach and engage different community groups.	✓			

S5.12	Customer Services	12.1

Provide a high level of customer service to facilitate effective relationships with the City of Nedlands customers and stakeholders. Manage and promote the customer experience and provide support and advice to ensure a consistent high standard of service and stakeholder engagement across the organisation. Monitor customer satisfaction and respond proactively to identified trends.

- Customer Services

S5.12	Net Direct Cost 26/27 ($)			FTE
Operating Income	Operating Expenses	Net Service Cost		6.60
0	655,551	655,551		(Includes 1.60 Casual FTE)

S5.12	Actions	26/27	27/28	28/29	29/30
12.2.3	Customer Service Charter, Standards and Service Model (Improvement Plan-4 2026) ▪ Review the Customer Services Charter ▪ Review and develop Customer Service Standards ▪ Develop a Customer Service Model for the City	✓			

Capital Program Capital Works Program Total Cost	25/26 ($)	26/27	27/28	28/29
Information Technology	298,000	✓	✓	✓

Strategic Projects, Plans and Corporate Initiatives

High profile and/or key strategic projects, city-wide plans and strategic corporate initiatives are highlighted below:

Strategic Projects	
Underground Power	The City has been delivering underground power and upgraded street lighting, through a series of staged projects, since 1997. More recently: ○ in 2024/25, the Nedlands North project was completed, ○ in 2025/26 the Nedlands West project was completed, ○ works in Hollywood East are identified, to be delivered, in line with the City's Long Term Financial Plan.

Key Plans	
REFLECT - Reconciliation Action Plan **(July 2025 – Sept 2026)**	REFLECT - Reconciliation Action Plan aims to: ○ assist Council to prioritise the most important contributions and actions towards reconciliation, ○ improve communication and relationships between the City of Nedlands and Aboriginal and Torres Strait Islander communities, and ○ develop a culturally aware and supportive workplace to enable all employees to thrive. The Reflect RAP Actions are expected to be complete by December 2026.
Disability Access and Inclusion Plan **(2023 – 2028)**	The DAIP provides details about how the City will improve access to its facilities and inclusion to its services for people with disability, in line with the outcome areas in the *WA Disability Services Act 1993*. The City reports on the implementation of its DAIP annually.
Local Planning Strategy	The City is currently reviewing the Local Planning Strategy and Local Planning Scheme, with completion planned for mid-2028. The Local Planning Strategy will guide the planning and development of the City over the next 10-15 years. Several reports are being undertaken as part of this process, including: a Housing Strategy, a Public Open Space Strategy (whole of City), and a Retail and Commercial Strategy.
UWA-QEII Precinct	The State Government is currently developing an Improvement Scheme for this area. This project is being driven by the WAPC and is in its early stages. The City will work with the Department of Planning, Lands and Heritage (DPLH) and the City of Perth, as and when appropriate. Progress and timing are dependent on the State Government.

Key Plans

Place Plans	*Nedlands Town Centre Vision (Planned 26/27 - 27/28):* The place vision for the Nedlands Town Centre will guide the planning and development of the centre. *Broadway and Hampden Road (On Hold):* The place plan for Broadway and Hampden Road falls within the State Government's UWA/QEII Improvement Scheme area. This place plan is paused, until the State Government's scope of work is confirmed, as place planning may be included. *Waratah Village (Planned 28/29 - 29/30):* The place plan will focus on enhancing community connectivity and the amenity of the local neighbourhood centre. *Mt Claremont Shopping Precinct (Planned 28/29 - 29/30):* The place plan will seek to revitalise the precinct by improving accessibility, parking efficiency, and public realm quality.

Strategic Corporate Initiatives

Improvement Plan	The Improvement Plan provides a coordinated framework to address critical organisational issues, improvement opportunities and strengthen governance, culture, financial sustainability and organisational capability. Ongoing projects are captured in the CBP 2025/26 program of actions.

Integrated Planning

The status of the City's Integrated Planning documents and the year for next review are set out below:

Plan or Framework	Status	Review Year
Council Plan		
○ Strategic Community Plan 2023-33	Active	26/27
○ Corporate Business Plan 26/27 – 29/30	Active	Annual – 26/27
○ Services Plans 26/27– 29/30	Active	Annual – 26/27
Long Term Financial Plan		
○ Long Term Financial Plan 2023 - 2038	Under Review	Annual – 26/27
Workforce Plan		
○ Workforce Plan 2022 - 2032	Under Review	Annual – 26/27
Digital Strategy		
○ Digital Strategy	Active	Annual – 26/27
Asset Management Plans		
○ Capital Works Program	Active	Annual – 26/27
○ Asset Management Strategy 2019-2029	Active	27/28
○ Asset Management Plan – Parks 2023-2025	Requires Review	26/27
○ Asset Management Plan – Buildings 2023-2025	Draft	26/27
○ Asset Management Plan - Roads 2023-2025	Requires Review	26/27
○ Asset Management Plan - Paths 2023-2025	Requires Review	26/27
Risk Management Framework		
○ Risk Management Framework	Active	26/27
○ Strategic Risk Register	Active	Annual – 26/27

Reporting

Progress and performance measurement, monitoring and reporting are integrally part of the Integrated Planning and Reporting Framework, and provides:

- the opportunity to adapt to a changing environment,
- the foundation for ongoing improvement,
- Council with information for decision-making, and
- reflects accountability to the Community, providing updates about projects, services and progress towards the City's Vision.

The City will progressively develop and work towards a practical and implementable performance measurement system. Quarterly monitoring and reporting of Corporate Business Plan programs, projects and actions was introduced in 2025/26 and will continue in 2026/27.

Budget 2026/27

CITY OF NEDLANDS
STATEMENT OF COMPREHENSIVE INCOME
FOR THE YEAR ENDED 30 JUNE 2027

	Note	2026/27 Budget	2025/26 Estimated Actual	2025/26 Budget
Revenue		$	$	$
Rates	2(a)	34,261,272	29,865,310	29,821,188
Grants, subsidies and contributions		465,554	1,517,168	654,638
Fees and charges	16	9,520,902	9,455,293	9,493,813
Service charges	2(f)	0	6,435,083	3,855,577
Interest revenue	10(a)	1,008,229	986,136	1,042,514
Other revenue		197,200	549,534	209,733
		45,453,157	48,808,524	45,077,463
Expenses				
Employee costs		(21,395,634)	(22,187,069)	(18,953,044)
Materials and contracts : Under Ground Power		0	(8,483,007)	(9,319,249)
Materials and contracts : Other		(18,878,291)	(16,176,591)	(15,921,845)
Utility charges		(1,045,308)	(1,017,029)	(1,046,457)
Depreciation	6	(11,369,848)	(10,458,681)	(10,598,779)
Finance costs	10(c)	(223,659)	(206,470)	(261,117)
Insurance		(506,572)	(478,431)	(472,104)
Other expenditure		(922,282)	(1,047,599)	(1,050,643)
		(54,341,594)	(60,054,877)	(57,623,238)
		(8,888,437)	(11,246,353)	(12,545,775)
Capital grants, subsidies and contributions		2,773,374	2,091,576	4,145,081
Profit on asset disposals	5	0	65,249	108,250
Loss on asset disposals	5	0	(106,033)	0
Fair value adjustments to financial assets at fair value through profit or loss		0	151,117	0
		2,773,374	2,201,909	4,253,331
Net result for the period		**(6,115,063)**	**(9,044,444)**	**(8,292,444)**
Total other comprehensive income for the period		**0**	**0**	**0**
Total comprehensive income for the period		**(6,115,063)**	**(9,044,444)**	**(8,292,444)**

* Annual Budget 2026/27 available on the City's website: www.nedlands.wa.gov.au/council/corporate-documents/annual-budgets.aspx

Council Plan-CBP 2026/27 to 2029/30 Record of Proposed Changes

Strategic Pillar	Outcome	Objective	Service Area #	Service Area Title	Action -Type	Action #	OUR PLAN FOR THE FUTURE- COUNCIL PLAN 2023-33 CBP Review 2026-27	CBP 25/26 Start FY	CBP 25/26 End FY	CBP 26/27	CBP 26/27 Finish	CBP Action Review 2026/27 - 29/30	Notes/ Comment CBP 2026/27
			S1.1	**Community Programs & Events**									
People	1	1.1	S1.1	Community Programs & Events	BAU Annual Program	01.1.2	~~Review and deliver a City Events Program to activate the foreshore and local parks, with a range of family friendly, inclusive activities and events.~~	Annual	Annual			Remove-BAU	Business as Usual - Service Plan
			S1.3	**Community Development**									
People	1	1.1	S1.3	Community Development	Strategy or Plan - Develop/ Review	01.1.1	Review Public Art Strategy.	26-27	26-27	26/27	26/27	No Change	This review takes place every 2 years.
People	1	1.2	S1.3	Community Development	Strategy or Plan - Develop/ Review	01.2.1	Develop and implement a Reconciliation Action Plan (RAP), in accordance with Reconciliation Australia's RAP Framework.	25-26	Annual	Annual	Annual	No Change	
People	1	1.3	S1.3	Community Development	Feasibility or Investigation	01.3.2	Complete a Museum Feasibility Study to recognise viable locations to preserve and promote local history and heritage.	26-27	28-29	28-29	29/30	Change-Years	No resources to progress, other priorities at present.
People	1	1.3	S1.3	Community Development	Feasibility or Investigation	01.3.3	Investigate and cost options for a Heritage Circuit to raise awareness of local history and heritage. Consider opportunities to collaborate with the Historical Society and neighbouring councils.	26-27	28-29	28-29	29/30	Change-Years	Will build on the work of the Local Heritage Survey (Action 1.3.1). No resources to progress, other priorities - change years.
People	2	2.1	S1.3	Community Development	Strategy or Plan - Develop/ Review	02.1.2	Develop a Community Development Plan, to effectively respond to the needs of communities, and plan for a growing City of Nedlands population.	25-26	26-27	26-27	27/28	New-Proposed	Initial scoping underway with linked action plans and reviews contributing to foundation work on this project. Costs for community engagement and dev plan $6k (03.1.1 and 03.2.1- consolidate -Map Facilities, Services, Events, Activities for Children 0-14 and 15 - 25 years)
People	3	3.4	S1.3	Community Development	Strategy or Plan - Develop/ Review	03.4.1	Review and update the Disability Access and Inclusion Plan.	Annual	Annual	Annual	Annual	No Change	
			S1.4	**Environmental Health**									
People	2	2.1	S1.4	Environmental Health	Strategy or Plan - Develop/ Review	02.1.1	Major review of the Local Public Health Plan, in accordance with statutory requirements in the Public Health Act 2016.	25-26	26-27	Annual	Annual	Change	Major Review - in 1 October 2025 OCM, Council requested the 2026 annual review and progress report to include a review of the City's Public Health Plan 2024-2025 against the State Public Health Plan 2025-2030, to ensure alignment and consistency.
People	2	2.1	S1.4	Environmental Health	Governance, Policy, Guidelines	02.1.3 (New)	Make a new City Health Local Law, under the Local Government Act 1995, to ensure effective management of community public and environmental health matters			26/27	26/27	New-Proposed	Current City Health Local Law is made under the Health (Miscellaneous Provisions) Act 1911. The local law provisions of the Act is expected to be repealed by the end of 2026. The City requires a new Health Local Law to ensure effective management of community public and environmental health matters.
People	2	2.1	S1.4	Environmental Health	Program/ Project	02.1.4 (New)	Prepare an Asbestos Site Management Plan for Shenton Bushland.			26/27	26/27	New-Proposed	The Shenton Bushland Asbestos Site Management Plan lapsed in 2025.

Council Plan-CBP 2026/27 to 2029/30 Record of Proposed Changes

Strategic Pillar	Outcome	Objective	Service Area #	Service Area Title	Action -Type	Action #	OUR PLAN FOR THE FUTURE- COUNCIL PLAN 2023-33 CBP Review 2026-27	CBP 25/26 Start FY	CBP 25/26 End FY	CBP 26/27	CBP 26/27 Finish	CBP Action Review 2026/27 - 29/30	Notes/ Comment CBP 2026/27
			S1.5	**Sport & Recreation**									
People	2	2.2	S1.5	Sport & Recreation	Strategy or Plan - Develop/ Review	02.2.1	Develop the Strategic Active Sports Facilities Plan.	25-26	25-26	26/27	26-27	Change-Years	Under development, will be aligned with other strategic documents.
People	2	2.2	S1.5	Sport & Recreation	Master Plan	02.2.2	Prepare the Highview Park Masterplan.	27-28	28-29	26-27	28-29	Change-Years	It is a priority for the City, and resources have been allocated for 2026/27.
People	2	2.2	S1.5	Sport & Recreation	Program/ Project	02.2.3	~~Support club plans to upgrade existing sporting facilities to provide appropriate change-room facilities for all genders.~~	26-27	28-29			Remove-BAU	Business as Usual - Service Plan
People	2	2.2	S1.5	Sport & Recreation	Program/ Project	~~02.2.4~~	~~Support the Claremont Junior Football Club to apply for State funding to upgrade reserve floodlighting at College Park.~~	25-26	25-26			Remove-Complete	
People	2	2.2	S1.5	Sport & Recreation	Capital Program	~~02.2.5~~	~~Finalise options to upgrade reserve floodlighting at David Cruickshank Reserve.~~	25-26	25-26			Remove-Complete	
People	2	2.2	S1.5	Sport & Recreation	Feasibility or Investigation	~~02.2.6~~	~~Review investigation and report, regarding suitable sites in Mt Claremont for mountain-bike trails, following the completion of the Mount Claremont Master Plan.~~	26-27	26-27			Remove-No Budget	No Budget in 2026/27 - Remove.
			S1.6	**Volunteer Services**									
People	2	2.3	S1.6	Volunteer Services	BAU Annual Program	~~02.3.1~~	~~Advertise volunteer opportunities across a broader range of communication channels and platforms.~~	Annual	Annual			Remove-BAU	Business as Usual - Service Plan
People	2	2.3	S1.6	Volunteer Services	BAU Annual Program	~~02.3.2~~	~~Provide an annual volunteer appreciation celebration.~~	Annual	Annual			Remove-BAU	Business as Usual - Service Plan
People	2	2.3	S1.6	Volunteer Services	Service or Process Review-Remove 26/27	~~02.3.3~~	~~Complete a review of the City's volunteer programs to ensure a wholistic approach to the volunteer services provided by the City.~~	25-26	26-27			Remove-Complete	CEO approved.
			S1.7	**Ranger Services**									
People	2	2.4	S1.7	Ranger Services	Program/ Project	02.4.1	Develop a community engagement program to encourage responsible pet ownership, with consideration for new legislation in the Cat Local Law.	25-26	28-29	26-27	28-29	No Change	Depending on the findings of the Cat Act 2011 review, a cat local law may be required.
People	2	2.4	S1.7	Ranger Services	Service or Process Review	02.4.3	Review and improve the process for raising and addressing animal complaints, mediating disputes, and enforcing regulations.	25-26	26-27	26/27	26-27	No Change	Improvements to be achieved through optimising the City's CIVICA environment. Budgeted for FY26/27 but with some cost reduction, which may limit some scope.
People	2	2.5	S1.7	Ranger Services	Program/ Project	~~02.5.1~~	~~Provide a campaign to improve community awareness of safety and security initiatives.~~	25-26	Annual			Remove-BAU	Business as Usual - included in Service Plan
People	2	2.5	S1.7	Ranger Services	Strategy or Plan - Develop/ Review	02.5.5	Develop the Closed-Circuit Television Strategy (Community)	26-27	26-27	26/27	26/27	No Change	

Council Plan-CBP 2026/27 to 2029/30 Record of Proposed Changes

Strategic Pillar	Outcome	Objective	Service Area #	Service Area Title	Action -Type	Action #	OUR PLAN FOR THE FUTURE- COUNCIL PLAN 2023-33 CBP Review 2026-27	CBP 25/26 Start FY	CBP 25/26 End FY	CBP 26/27	CBP 26/27 Finish	CBP Action Review 2026/27 - 29/30	Notes/ Comment CBP 2026/27
Place	7	7.2	S1.7	Ranger Services	Feasibility or Investigation	07.2.6	Partner with the Metropolitan Cemeteries Board to investigate ways to improve amenities and safety around Karrakatta Cemetery, with consideration for security, parking, verges, lighting and visual screening planting.	25-26	28-29	26/27	28-29	No Change	
Place	7	7.2	S1.7	Ranger Services	Feasibility or Investigation	07.2.8 (New)	Review, identify and propose authorised verge parking areas to provide convenient, available and secure car parking for contractors.			26/27	26/27	New-Proposed	Review Authorised Parking Areas to identify and propose authorised verge parking areas to provide convenient, available and secure car parking for contractors to park vehicles in proximity of development locations
			S1.8	**Youth Development**									
People	3	3.1	S1.8	Youth Development	Service or Process Review- Remove 26/27	~~03.1.1~~	~~Map existing facilities, services, events and activities for children aged 0-14 years, identify local needs and gaps, as part of the development of the Community Development Plan, to inform recommendations for a future Youth Service Program.~~	25-26	28-29			Consolidate	Will form part of Community Development Plan Action 2.1.2. (remove here).
People	3	3.2	S1.8	Youth Development	Service or Process Review- Remove 26/27	~~03.2.1~~	~~Map existing facilities, services, events, activities and volunteer opportunities for young people aged 15-24 years, identify local needs and gaps, to inform recommendations for projects and the annual program of events and activities.~~	25-26	28-29			Consolidate	Will form part of the development of the Community Development Plan Action 2.1.2. (remove here).
			S2.1	**Environmental Conservation**									
Planet	4	4.1	S2.1	Environmental Conservation	Strategy or Plan - Develop/ Review	04.1.1	Develop the Coastal Hazard Risk Management and Adaption Plan (CHRMAP).	26-27	27-28	26-27	29/30	Change-Years	Years extended, to reflect time and resourcing required to complete this Plan. The City has been successful in obtaining grant funding through the Northern Beach Alliance to undertake mapping of the coastline in 2026/27. This is required to inform the development of the CHRMAP.
Planet	4	4.1	S2.1	Environmental Conservation	Governance, Policy, Guidelines	04.1.2	Review and update the City Greenway Policy.	25-26	26-27	27/28	27/28	Change-Years	Insufficient resources to undertake move to next financial year, 2027/28.
Planet	4	4.1	S2.1	Environmental Conservation	Strategy or Plan - Develop/ Review	04.1.3	Review and update Bushland Management Plans (2019 - 2024) for Shenton Bushland, Hollywood Reserve, Birdwood Parade, Point Resolution, Mt Claremont, and Allen Park.	25-26	26-27	26/27	26/27	No Change	• Allen Park Bushland Management Plan 2019–2024 • Birdwood Parade Management Plan 2019–2024 • Hollywood Reserve Management Plan 2019–2024 • Mt Claremont Oval Bushland Management Plan 2019–2024 • Natural Areas Management Plan 2019–2024 • Point Resolution Bushland Management Plan 2019–2024 • Shenton Bushland Management Plan 2019–2024
Place	7	7.2	S2.1	Environmental Conservation	Strategy or Plan - Develop/ Review	07.2.3	Review the Foreshore Management Plan.	27-28	27-28	27-28	27-28	No Change	
			S2.2	**Arboriculture (Greening Services)**									
Planet	4	4.2	S2.2	Arboriculture (Greening Services)	Strategy or Plan - Develop/ Review	04.2.1	Review and update the Urban Forest Strategy.	25-26	25-26	Annual	Annual	No Change	
Place	7	7.3	S2.2	Arboriculture (Greening Services)	Strategy or Plan - Implementation	07.3.3 + 4.2.2a	Implement the Actions in the Urban Forest Strategy. ~~for street trees.~~	25-26	28-29	26/27	Annual	Consolidate (1)	Urban Forest Strategy - consolidate 4.2.2
Planet	4	4.2	S2.2	Arboriculture (Greening Services)	Strategy or Plan - Implementation	~~04.2.2~~	~~Implement the Tree Planting Program.~~	25-26	Annual			Consolidate	4.2.2 included in Action 7.3.3 (remove here).
			S2.3	**Waste Minimisation**									
Planet	5	5.1	S2.3	Waste Minimisation	Program/ Project	~~05.1.4~~	~~Assess and implement a new contract for improved bulk waste collection services.~~	27-28	27-28			Remove-BAU	Business as Usual (BAU)- reflected in Service Plan (Note Request For Tender July 2026 and close August 2026)

Council Plan-CBP 2026/27 to 2029/30 Record of Proposed Changes

Strategic Pillar	Outcome	Objective	Service Area #	Service Area Title	Action -Type	Action #	OUR PLAN FOR THE FUTURE- COUNCIL PLAN 2023-33 CBP Review 2026-27	CBP 25/26 Start FY	CBP 25/26 End FY	CBP 26/27	CBP 26/27 Finish	CBP Action Review 2026/27 - 29/30	Notes/ Comment CBP 2026/27
Planet	5	5.1	S2.3	Waste Minimisation	Strategy or Plan - Implementation	05.1.5	Review Waste Plan and complete Annual Report in compliance with regulatory requirements (Waste Avoidance and Resource Recovery Act 2007, Section 44). Annual Report submitted to the Department of Water and Environmental Regulations (DWER).	25-26	Annual	26/27	Annual	No Change	
			S2.4	**Sustainability**									
Planet	5	5.1	S2.4	Sustainability	Service or Process Review - Strategy or Plan - Develop	~~05.1.1~~	~~Prepare a Sustainability Strategy to guide the City's adoption of sustainability practices. - improve community awareness and adoption of sustainable practices, and report on progress against key performance indicators via a Sustainability Dashboard Report.~~	26-27	27-28			Remove-No Budget	The Development of a Sustainability Strategy follows Action 5.1.6 Service Investigation/ Review - Sustainability; as decisions will impact scope and resourcing. Note Action 5.1.6 was not initiated in 2025/26 and is not planned or budgeted for 26/27 due to other City priorities. Remove, to be considered at a later date.
Planet	5	5.1	S2.4	Sustainability	Service or Process Review	~~05.1.6~~	~~Undertake a service review to evaluate purpose, scope and resourcing for the Sustainability Service Area.~~	25-26	27-28			Consolidate	This was not initiated in 2025/26 and not part of Budget 26/27 due to other City priorities. The major review of the SCP provides an opportunity to investigate and agree the approach, scope and resourcing for a focused sustainability/ environmental function at the City (see Action 11.1.3)
			S3.1	**Strategic Urban Planning**									
People	1	1.3	S3.1	Strategic Urban Planning	Governance, Policy, Guidelines	01.3.1	Update the Local Heritage Survey and list of places the City deems are, or may become, of heritage significance.	25-26	26-27	26/27	26-27	No Change	The review of the Heritage Survey and Heritage List is underway
Place	6	6.1	S3.1	Strategic Urban Planning	Strategic Urban Plan	06.1.1a	Review the Local Planning Strategy to guide the planning and development of the City over the next 10-15 years. ~~...in collaboration with the community and State Government, to agree on an approach for responsible and sustainable development that meets local community needs.~~	25-26	27-28	26/27	27-28	Update Wording	Review is underway and due to be completed in the 2027/28 financial year.
Place	6	6.1	S3.1	Strategic Urban Planning	Strategic Urban Plan	06.1.1b	Review the Local Planning Scheme in accordance with the Local Planning Strategy. ~~in collaboration with the community and State Government to agree on an approach for responsible and sustainable development that meets local community needs.~~	25-26	27-28	27-28	27-28	Update Wording	The Review of the Local Planning Scheme will follow the Review of the Local Planning Strategy.
Place	6	6.1	S3.1	Strategic Urban Planning	Governance, Policy, Guidelines	~~06.1.2~~	~~Progress Scheme Amendment 13 - Stirling Highway and related policies to introduce limits on building heights.~~	25-26	25-26			Remove-Complete	This Action is complete.
Place	6	6.1	S3.1	Strategic Urban Planning	Governance, Policy, Guidelines	~~06.1.3~~	~~Review the City's Local Planning Policy 3.1 - Sustainability Policy (Residential)~~	25-26	25-26			Remove-Complete	This Action is complete.
Place	6	6.1	S3.1	Strategic Urban Planning	Strategic Urban Plan	~~06.1.4~~	~~Prepare the Mt Claremont Masterplan to resolve land use within and surrounding the Subiaco Wastewater Treatment Plant odour buffer and Graylands Hospital.~~	25-26	25-26			Remove-Complete	The Masterplan was adopted in August 2025 and will be reflected in the City's new Local Planning Strategy.
Place	6	6.1	S3.1	Strategic Urban Planning	Governance, Policy, Guidelines	06.1.7	Undertake a Laneway Audit and prepare a Laneway Local Planning Policy to guide the upgrade of City laneways and development adjacent to laneways. ~~Prepare a Developer Contribution Plan and Local Planning Policy to upgrade the City's numerous laneways and guide development adjacent to the laneways.~~	25-26	26-27	26/27	28/29	Consolidate (1)	Extend years - Laneway Audit (Stage 1) to be completed in Q2 26/27; Laneway Local Plan Policy (Stage 2) to be completed in 28/29. (Note: SPP 3.6 - State Government do not support the use of developer contributions for the improvement of laneways)
Place	7	7.2	S3.1	Strategic Urban Planning	Governance, Policy, Guidelines	07.2.1	Understand and explore opportunities for the use of a Developer Contributions Model at the City of Nedlands. ~~Implement the preferred developer contribution model. (cash in-lieu of land for public open spaces).~~	26-27	28-29	26-27	28-29	Change	The action is proposed to investigate more broadly, opportunities for the use of developer contributions to fund POS and infrastructure in accordance with State Planning Policy 3.6 - Infrastructure Contributions.

4

Council Plan-CBP 2026/27 to 2029/30 Record of Proposed Changes

Strategic Pillar	Outcome	Objective	Service Area #	Service Area Title	Action -Type	Action #	OUR PLAN FOR THE FUTURE- COUNCIL PLAN 2023-33 CBP Review 2026-27	CBP 25/26 Start FY	CBP 25/26 End FY	CBP 26/27	CBP 26/27 Finish	CBP Action Review 2026/27 - 29/30	Notes/ Comment CBP 2026/27
Place	7	7.2	S3.1	Strategic Urban Planning	Feasibility or Investigation	07.2.2	Undertake a review of public open space requirements, to meet current and future needs. ~~Align recommendations with the development of the Community Development Plan (2.1.2) findings from the service mapping exercises for youth, families and seniors, and the review of the Disability Access and Inclusion Plan.~~	25-26	26-27	26-27	26-27	Update Wording	This work is part of the Local Planning Strategy and is not a separate project. Update description for clarity.
Place	7	7.2	S3.1	Strategic Urban Planning	Feasibility or Investigation	07.2.5	Prepare a Concept Plan for the Loreto Primary School site, with consideration for Community's aspirations.	26-27	27-28	26-27	27-28	No Change	The City is working with the proponent of the Loreto Primary School to develop a Concept Plan that will support a scheme amendment. The Concept Plan and planning investigations include adaptive reuse of the heritage building and possible provision of public open space. (Timing is dependent on the proponent.)
Prosperity	9	9.1	S3.1	Strategic Urban Planning	Advocacy/ Partnership	~~09.1.1~~	~~Advocate and engage the State Government, and the City of Perth, in the preparation of a UWA-QEII Precinct Plan (Improvement Plan).~~	25-26	27-28			Consolidate	Consolidate/ Combine Advocacy Actions into one CBP Advocacy Action Plan for implementation (11.1.5b). Note the State Government is currently developing an Improvement Plan for the UWA-QEII Precinct Plan. This project is being driven by the WAPC and is in its early stages. (timing dependent on State Gvt).
Prosperity	9	9.1	S3.1	Strategic Urban Planning	Strategic Urban Plan	09.1.2	Develop a Place Vision for the Nedlands Town Centre to guide the planning and development of the centre.	25-26	27-28	26/27	27/28	No Change	The City will commence the preparation of this Place Plan in the 2026/27 financial year.
Prosperity	9	9.1	S3.1	Strategic Urban Planning	Advocacy/ Partnership	09.1.3	Create an agreement with the City of Perth to co-create Place Plans, for Hampden Road and Broadway, to revitalise and activate shared village precincts. (Broadway and Hampden Road falls within the State Government's UWA/QEII Improvement Scheme area.)	25-26	27-28	27/28	29/30	Change-Years	The place plan for Broadway and Hampden road has been placed on hold as this also falls within the UWA/QEII Improvement Scheme. It is recommended that investment into a place plan is paused until the City is aware of the State's intentions for the area, as place planning may be included in their scope of work.
Prosperity	9	9.1	S3.1	Strategic Urban Planning	Strategic Urban Plan	09.1.4	Develop a Place Plan for Waratah Village to revitalise and activate the community hub.	25-26	27-28	28/29	29/30	Change-Years	This project will be pushed out, to commence in 2028/2029 due to budget limitations.
Prosperity	9	9.1	S3.1	Strategic Urban Planning	Strategic Urban Plan	09.1.5	Develop a Place Plan for Mt Claremont Shopping Precinct to revitalise and activate the community hub.	25-26	27-28	28/29	29/30	Change-Years	This project will be pushed out, to commence in 2028/2029 due to budget limitations.
			S3.2	**Statutory Urban Planning**									
Place	6	6.1	S3.2	Statutory Urban Planning	Service or Process Review	06.1.6a	Complete a customer experience review to improve the Statutory Urban Planning approval process for all stakeholders.	25-26	26-27	26/27	26/27	No Change	Improvements to be achieved through optimising the City's CIVICA environment. Budgeted for FY26/27 but with some cost reduction, which may limit some scope.

5

Council Plan-CBP 2026/27 to 2029/30 Record of Proposed Changes

Strategic Pillar	Outcome	Objective	Service Area #	Service Area Title	Action -Type	Action #	OUR PLAN FOR THE FUTURE- COUNCIL PLAN 2023-33 CBP Review 2026-27	CBP 25/26 Start FY	CBP 25/26 End FY	CBP 26/27	CBP 26/27 Finish	CBP Action Review 2026/27 - 29/30	Notes/ Comment CBP 2026/27
			S3.	**Building Assessment Services**									
Place	6	6.1	S3.2	Statutory Urban Planning	Service or Process Review	06.1.6b	Complete a customer experience review to improve the building approval process for all stakeholders.	25-26	26-27	26/27	26/27	No Change	Improvements to be achieved through optimising the City's CIVICA environment. Budgeted for FY26/27 but with some cost reduction, which may limit some scope.
			S3.6	**Asset Management**									
Place	6	6.1	S3.6	Asset Management	Strategy or Plan - Develop/ Review	05.2.4 (New)	City Infrastructure Project (Improvement Plan-6) • Prepare a "State of City Infrastructure Condition" Report, • Identify priority infrastructure works based on Report, • Review community infrastructure & level of provision for population & demographics, • develop a 5-10 year Asset Management Plan.			26/27	27/28	Improvement Plan Alignment	Update and include Improvement Plan (IP) Projects in the Corporate Business Plan 2026/27 (IP6).
Planet	5	5.2	S3.6	Asset Management	Strategy or Plan - Develop/ Review	05.2.1	Develop a Stormwater Management Strategy and Plan.	26-27	27-28	27/28	27-28	Change-Years	Start year changed to 27/28 - AMP development and reviews programmed according to resourcing.
Planet	5	5.2	S3.6	Asset Management	Strategy or Plan - IPR	05.2.3	Develop and review the Asset Management Plan - Drainage	27-28	27-28	27-28	27-28	No Change	AMP development and reviews programmed according to resourcing.
Place	6	6.1	S3.6	Asset Management	Strategy or Plan - IPR	06.1.4	Review the Asset Management Strategy	26-27	26-27	27/28	27/28	Change-Years	The Plan remains valid to 2029. Given the City's resourcing constraints, and the need to update all Asset Management Plans, the Asset Management Strategy is recommended for update in the 2027/28 financial year.
Place	7	7.1	S3.6	Asset Management	Strategy or Plan - IPR	07.1.4	Develop and review the Asset Management Plan - Buildings	25-26	25-26	26/27	26/27	Change-Years	Will be finalised in the first half of 2026/27.
Place	8	8.3	S3.6	Asset Management	Strategy or Plan - IPR	08.3.4	Develop and review the Asset Management Plan - Roads	26-27	26-27	26-27	26-27	No Change	
Place	8	8.3	S3.6	Asset Management	Strategy or Plan - IPR	08.3.5	Develop and review the Asset Management Plan - Paths	26-27	26-27	26-27	26-27	No Change	
			S3.7	**Building Maintenance**									
People	3	3.4	S3.7	Building Maintenance	Feasibility or Investigation	03.4.2	Identify opportunities to improve universal access to Council facilities and reserves (i.e. self-opening doors, ramps, sealing footpaths and accessways, parking, beach and river access etc) and include specific actions when reviewing the Disability Access and Inclusion Plan and Capital Works Program.	25-26	Annual	27/28	Annual	Change-Years	The identification of Universal access facilities are part of the Disability Action Inclusion Plan . Any actions together with the building conditional assessments from the Asset Management Plan, must be prioritise through the proposed Capital Works Program.
			S3.8	**Parks Services**									
Planet	5	5.1	S3.8	Parks Services	Service or Process Review	05.1.3	Improve water management practices and strive to achieve Platinum Waterwise Status.	25-26	28-29	26-27	28-29	No Change	Ongoing - City was not successful for Platinum status in 2025/26. The City will reapply for Platinum Waterwise again in FY 27/28.
Place	7	7.2	S3.8	Parks Services	Capital Program	~~07.2.4~~	~~Upgrade the playground in front of The Shorehouse, Swanbourne.~~	26-27	26-27			Remove-Capital-Prioritisation & Reporting	Removal of playground upgrade. Playgrounds to be assessed via Playground Renewal Program under Capital works
Place	7	7.3	S3.8	Parks Services	Program/ Project	07.3.2	Develop a Waterwise Nature-strip Program.	26-27	28-29	26-27	28-29	No Change	
Place	7	7.3	S3.8	Parks Services	Strategy or Plan - Implementation	07.3.3 + 4.2.2b	Implement the Actions in the Urban Forest Strategy.~~ for street trees.~~	25-26	28-29	26/27	Annual	Consolidate (1)	Urban Forest Strategy - consolidate 4.2.2
Place	7	7.2	S3.8	Parks Services	Strategy or Plan - IPR	07.2.7	Develop and review the Asset Management Plan - Parks	25-26	25-26	26/27	26/27	Change-Years	Consultants have been appointed to assist with the review; completion year extended to 26/27 (AMP development and reviews programmed according to resourcing).

Council Plan-CBP 2026/27 to 2029/30 Record of Proposed Changes

Strategic Pillar	Outcome	Objective	Service Area #	Service Area Title	Action -Type	Action #	OUR PLAN FOR THE FUTURE- COUNCIL PLAN 2023-33 CBP Review 2026-27	CBP 25/26 Start FY	CBP 25/26 End FY	CBP 26/27	CBP 26/27 Finish	CBP Action Review 2026/27 - 29/30	Notes/ Comment CBP 2026/27
			S3.9	**Transport & Development**									
Place	6	6.1	S3.9	Transport & Development	Strategy or Plan - Develop/ Review	06.1.5	Review the Integrated Transport Strategy.	27-28	27-28	27-28	27-28	No Change	
Place	8	8.1	S3.9	Transport & Development	Strategy or Plan - Develop/ Review	08.1.3	Review the Long-Term Cycle Network (LTCN) plan, an aspirational blueprint for infrastructure, for all ages and cycling abilities, and providing a framework for planning and funding decisions.	25-26	25-26	29/30	29/30	No Change	Complete in 2025/26 (Adopted OCM May 2026). Review in 2029/30.
Place	8	8.3	S3.9	Transport & Development	Feasibility or Investigation	~~08.3.1~~	~~Develop and maintain a traffic model to be used proactively to assess the traffic impacts of future developments.~~	25-26	25-26			Remove-BAU	Developed in 2025/26, model maintained as part of Business as Usual (BAU) (reflected in Service Plan)
Place	8	8.3	S3.9	Transport & Development	Program/ Project	08.3.6	Perth Inner City Group Safe Speed Zone (40km/hr) Project. • reduce speed on local roads to reduce the severity of crashes and likelihood of fatalities • improve walking and cycling environments • reduce speeds on local roads in the City (east of Smyth and Bruce Streets)	26-27	26-27	26/27	27/28	Change-Years	Project, includes 5 Local Governments; years updated to reflect updated programming (grant supported).
Place	8	8.4	S3.9	Transport & Development	Strategy or Plan - Develop/ Review	08.4.1	Develop a Parking Management Strategy to manage growing demand and traffic congestion.	25-26	25-26	26/27	26/27	Change-Years	Completion date extended to 26/27 - Parking Strategy started in 2025/26, progressing well, and will be completed in the first half of 2026/27.
			S3.10	**Civil Maintenance**									
People	2	2.5	S3.10	Civil Maintenance	Feasibility or Investigation	02.5.3	Audit City-owned lights along the foreshore and in parks, sports facilities and other public places to determine how to deliver safer and more sustainable lighting and incorporate recommendations into the Capital Works Program.	26-27	27-28	27/28	28/29	Change-Years	Year change, as not resourced in Budget 2026/27. Audit subject to Budget approval.
Planet	5	5.2	S3.10	City Projects and Programs	Capital Program	~~05.2.2~~	~~Deliver drainage remediation as planned in the Capital Works Program and keep the community informed about progress.~~	25-26	Annual			Remove-Capital-Prioritisation & Reporting	
Place	7	7.3	S3.10	City Projects and Programs	Program/ Project	07.3.1	Facilitate the installation of underground power in Nedlands West and Nedlands North precincts and Hollywood East,	25-26	27-28	FY-TBC in LTFP	FY-TBC in LTFP	Change	Nedlands West and Nedlnads North Precincts are complete. Hollywood East will be considered in the Long Term Financial Plan (LTFP). Hollywood East is currently unfunded.
Place	8	8.1	S3.10	Transport	Strategy or Plan - Develop/ Review	08.1.2	Develop a strategy, and implement a prioritised capital works program, to improve footpaths and cycleways.	27-28	Annual	27-28	Annual	No Change	
Place	8	8.3	S3.10	Civil Maintenance	Capital Program	~~08.3.2~~	~~Complete planned roadworks as described in the Capital Works Program.~~	25-26	Annual			Remove-Capital-Prioritisation & Reporting	
Place	8	8.3	S3.10	Civil Maintenance	Strategy or Plan - Develop/ Review	~~08.3.3~~	~~Develop a strategy, seek funding for a and implement a prioritised capital works program to systematically upgrade laneways across the City of Nedlands.~~	26-27	Annual			Consolidate	This forms part of their Laneway Audit and Policy (Action 6.1.7) and prioritisation will be considered in the Long Term Financial Plan.

7

Council Plan-CBP 2026/27 to 2029/30 Record of Proposed Changes

Strategic Pillar	Outcome	Objective	Service Area #	Service Area Title	Action -Type	Action #	OUR PLAN FOR THE FUTURE- COUNCIL PLAN 2023-33 CBP Review 2026-27	CBP 25/26 Start FY	CBP 25/26 End FY	CBP 26/27	CBP 26/27 Finish	CBP Action Review 2026/27 - 29/30	Notes/ Comment CBP 2026/27
			S3.11	**City Projects and Programs**									
Place	6	6.1	S3.11	City Projects and Programs	Governance, Policy, Guidelines	06.1.5	Develop a Technical Services Project Management Framework.	25-26	25-26	26/27	27/28	Change-Years	Changed year of development to 26/27 to 27/29, to reflect current situation (delays in the development as a result of high staff turnover). City Projects is working with Governance to develop a City wide Project Management Framework through the findings of the Internal (KPMG) Audit.
			S3.12	**Land & Property**									
Place	7	7.1	S3.12	Land & Property	Strategy or Plan - Develop/ Review	07.1.1	Develop a Land Asset Optimisation Strategy to identify opportunities to improve, rationalise or share community assets to ensure sustainable and optimal use of Council assets and resources.	26-27	27-28	26-27	27-28	No Change	To commence in the 2026/27, for completion in 2027/28. Strategy developed by the end of 4th quarter of 26/27, commence implementation in 27-28.
Place	7	7.1	S3.12	Land & Property	Feasibility or Investigation	07.1.2	Develop a business case for the future operations of the buildings in the Lawler Park Precinct with consideration for sport, performing arts and culture, and community meeting space.	27-28	27-28	27/28	28/29	Change-Years	Extend year to 2028/29, part of the Lawler Park Precinct Master Plan.
Place	7	7.1	S3.12	Land & Property	Feasibility or Investigation	07.1.3	Investigate demand for new and upgraded public toilets in priority locations (i.e. Charles Court Reserve and Swanbourne Beach).	27-28	27-28	27/28	28/29	No Change	
			S4	**Local Economic Development**									
Prosperity	9	9.1	S4	Local Economic Development	Service or Process Review	09.1.6	Investigate the options for providing some economic services either locally or regionally and report on the feasibility, scope and associated resources that may be required. ~~Investigate the feasibility of providing a local economic development service, assess purpose, scope and resourcing requirements for start in 2026/27.~~	25-26	26-27	26/27	27/28	Update Wording	Initiated in 2025/26, investigation to be completed in 2026/27.
			S4.1	**Library Services**									
Prosperity	10	10	S4.1	Library Services	Service or Process Review	10.1.1	Undertake a review of the City's library services and propose a costed improvement program to meet current and future needs.	25-26	28-29	26/27	26/27	No Change	Ongoing in 2026/27
			S5.2	**Executive Leadership Services**									
People	1	1.2	S5.2	Executive Leadership Services	Advocacy/ Partnership	~~01.2.2~~	~~Support the Perth Children's Hospice Foundation (PCHF), as a stakeholder, to develop the pathway that integrates with the City of Nedlands Whadjuk Trail Network.~~	25-26	26-27			Consolidate	Project currently delivered by PCHF Consolidate/ Combine Advocacy/ Partnership/ Stakeholder Actions into one CBP Advocacy Action Plan for implementation (11.1.5b)
People	1	1.3	S5.2	Executive Leadership Services	Advocacy/ Partnership	~~01.3.4~~	~~Advocate for heritage and activation works to be completed at the Sunset Precinct, Jutland Parade.~~	25-26	28-29			Consolidate	Consolidate/ Combine Advocacy Actions into one CBP Advocacy Action Plan for implementation (11.1.5b). (Awaiting State Govt to progress)
Place	8	8.1	S5.2	Executive Leadership Services	Advocacy/ Partnership	~~08.1.1~~	~~Continue to advocate and engage Main Roads regarding the construction of an at-grade signalised crossing on Stirling Highway (Smyth or Stanley).~~	25-26	27-28			Consolidate	Consolidate/ Combine Advocacy Actions into one CBP Advocacy Action Plan for implementation (11.1.5b).
Place	8	8.2	S5.2	Executive Leadership Services	Advocacy/ Partnership	~~08.2.1~~	~~Advocate for improvements in public transport services and alternative transport options, and initiatives to increase commuter awareness and usage across the City of Nedlands.~~	25-26	28-29			Consolidate	Consolidate/ Combine Advocacy Actions into one CBP Advocacy Action Plan for implementation (11.1.5b).

Council Plan-CBP 2026/27 to 2029/30 Record of Proposed Changes

Strategic Pillar	Outcome	Objective	Service Area #	Service Area Title	Action -Type	Action #	OUR PLAN FOR THE FUTURE- COUNCIL PLAN 2023-33 CBP Review 2026-27	CBP 25/26 Start FY	CBP 25/26 End FY	CBP 26/27	CBP 26/27 Finish	CBP Action Review 2026/27 - 29/30	Notes/ Comment CBP 2026/27
Performance	11	11	S5.2	Executive Leadership Services	Advocacy/ Partnership-Plan	11.1.5a	Advocacy and Stakeholder Management: Improvement Plan (IP-4.4) 2026 ▪ Develop an Advocacy Strategy focusing on positioning the City of Nedlands and Government, Government agencies and the Sector. ▪ Develop and annually review an Advocacy Plan for the City to proactively partner with the State Government and other key stakeholders on issues of local significance. ▪ Develop and implement a Stakeholder Management Plan.	25-26	Annual	26-27	Annual	Improvement Plan Alignment	Note: Improvement Plan Project 4.4 (Combine CBP Action and Improvement Plan Project)
Performance	11	11	S5.2	Executive Leadership Services	Advocacy/ Partnership-Implement	11.1.5b	Implement the Advocacy Plan and proactively partner with the State Government and other key stakeholders on issues of local significance, including: ▪ UWA-QEII Precinct Plan (State Government Improvement Plan), ▪ Sunset Precinct, Jutland Parade (Heritage and Activation), ▪ Stirling Highway Crossing - advocate and engage Main Roads regarding the construction of an at-grade signalised crossing (Smyth or Stanley), ▪ Public Transport- advocate and engage Public Transport Services for improvements in public transport services, alternative transport options, and initiatives to increase commuter awareness and usage, ▪ Irwin Barracks - future planning and redevelopment (Federal/ State Governments). ▪ support the Perth Children's Hospice Foundation (PCHF), as a stakeholder, to develop the pathway that integrates with the City of Nedlands Whadjuk Trail Network ▪ partner with Western Suburbs local governments to provide shared services, where appropriate.	25-26	Annual	26/27	Annual	Consolidate (1)	Consolidate/ Combine Advocacy Actions into one CBP Advocacy Action Plan for implementation (11.1.5b - includes 1.3.4, 9.1.1, 8.1.1, 8.2.1)
Performance	11	11	S5.2	Executive Leadership Services	Governance, Policy, Guidelines	11.1.9	Set up and implement city-wide approach to project management, including associated governance policies and processes.	25-26	26-27	26/27	26/27	Change	This action updated to incorporate a broader City-wide approach to project management, including the review of relevant policies.
Performance	11	11	S5.2	Executive Leadership Services	Service or Process Review-Remove 26/27	~~11.1.24~~	~~Investigate opportunities, and resourcing requirements, to provide a coordinated and proactive approach to grant management in support of Council Plan priorities and actions.~~	25-26	26-27			Remove-BAU	Grants Officer budgeted for 2026/27 to undertake this activity
			S5.3	**Governance & Legal**									
Performance	11	11	S5.3	Governance & Legal	Program/ Project	11.1.1	Support Elected Members professional development by:- ensuring completion of mandatory training; revision of Elected Member training policies; and developing a cyclical training plan for newly Elected Members.	25-26	26-27	27/28	27/28	Change	The next local government elections are in October 2027.
Performance	11	11	S5.3	Governance & Legal	Program/ Project	11.1.2	Provide standardised Council meeting procedures, in accordance with the Local Government Reform process as this is released and finalised – including active participation in reform consultation.	25-26	26-27	26/27	26/27	No Change	
Performance	11	11	S5.3	Governance & Legal	Governance, Policy, Guidelines-IPR	11.1.4	Review and update the Risk Management Framework	25-26	25-26	26/27	26/27	Change-Years	First review complete and endorsed by Council on 24 June 2025. Will be reviewed in 2026/27 in line with internal audit recommendations.
Performance	11	11	S5.3	Governance & Legal	Governance, Policy, Guidelines	11.1.10	~~Review the Governance Framework Policy~~	25-26	25-26			Remove-BAU	The purpose of this policy is to provide a transparent, efficient, participatory, and statutorily compliant meeting framework. The review of this policy is part of the Governance's Team BAU and will be completed in 2026/27.
Performance	11	11	S5.3	Governance & Legal	Governance, Policy, Guidelines	11.1.10 (New)	Prepare a Governance and Risk Maturity Road Map to formalise and implement a comprehensive two year improvement programme, to ensure statutory compliance and best practice across the City in relation to Governance, Compliance and Risk Management.			26/27	26/27	New-Proposed	Action provides and communicates a clear and comprehensive two year program, with timelines, to address governance, compliance and risk management improvements.

Council Plan-CBP 2026/27 to 2029/30 Record of Proposed Changes

Strategic Pillar	Outcome	Objective	Service Area #	Service Area Title	Action -Type	Action #	OUR PLAN FOR THE FUTURE- COUNCIL PLAN 2023-33 CBP Review 2026-27	CBP 25/26 Start FY	CBP 25/26 End FY	CBP 26/27	CBP 26/27 Finish	CBP Action Review 2026/27 - 29/30	Notes/ Comment CBP 2026/27
Performance	12	12	S5.3	Governance & Legal	Governance, Policy, Guidelines	12.1.2	Develop a Communications Agreement, in accordance with the Local Government Regulations and guidance from the Department as this is released.	25-26	26-27	26/27	27/28	Change-Years	Governance is monitoring the changes with the LG reforms. Waiting on further guidance from the Department.
			S5.4	**Strategic Planning & Performance**									
Performance	11	11	S5.4	Strategic Planning & Performance	Strategy or Plan - IPR	11.1.3	Develop and review the Council Plan for the Future in accordance with statutory requirements: • major review of Strategic Community Plan in 2026/27* • annual Review of Corporate Business Plan *SCP review to include consideration of (1) more focused objectives with respect to fiscal responsibility (2) investigate and agree the approach, scope and resourcing for a focused sustainability/ environmental management function at the City.	25-26	Annual	Annual	Annual	No Change	▪ 2025/26 CBP Review adopted at OCM on 11 February 2026. ▪ Council Plan/ CBP/ Service Plans informed and were reviewed together with the Budget 2026/27 and are reflected in the consolidated CBP 26/27. ▪ City required to undertake 4 year SCP Review in 26-27 (Vision for 27/28 forward). ▪ SCP review to include consideration of (1) more focused objectives with respect to fiscal responsibility (2) investigate and agree the approach, scope and resourcing for a focused sustainability/ environmental management function at the City.
Performance	12	12	S5.4	Strategic Planning & Performance	Program/ Project	12.2.1	Complete an independent community survey to benchmark service levels and map community priorities, in accordance with best practice and the proposed Local Government Regulations.	26-27	26-27	28/29	28/29	Change-Years	No budget/ resources in 2026/27 for an independent survey (Surveys undertaken in 2016 and 2023). Local Government Regulations still under development. City is undertaking significant community engagement, including a community survey, as part of the Local Planning Strategy; these results will also be an informant for the SCP. Potentially undertake next independent survey as part of minor SCP Review in 2027/28; next survey also dependent on the requirements of Local Government Regulations (when promulgated).
Performance	12	12	S5.4	Strategic Planning & Performance	Program/ Project	12.2.2	Coordinate the Annual Review of Service Plans, to support continuous improvement, decision-making, and communicate service level commitments to customers and community.	25-26	Annual	Annual	Annual	No Change	Budget and Service Plans prepared together and will be reflected in the consolidated Service Plans.
			S5.5	**People & Culture**									
Performance	11	11	S5.5	People & Culture	Strategy or Plan - IPR	11.1.6	Develop the Workforce Plan, incorporating key organisational design issues to support the achievement of the Council Plan, and prepare the City for the future.	25-26	Annual	26-27	Annual	No Change	Review and update the Workforce Plan to ensure the City is sufficiently resourced to deliver the CoN Council Plan services and projects. (Aligns with IP5-Staff Attraction and Retention)
Performance	11	11	S5.5	People & Culture	Program/ Project	11.1.7	Cultural Transformation Project (IP7) • Undertake an Organisational Culture Inventory (OCI)/ Organisational Effectiveness Inventory (OEI) • Identify the key drivers influencing organisational culture • Develop practical strategies to strengthen culture and address key gaps. ~~Undertake the Employee Culture Survey.~~	25-26	25-26	26/27	26/27	Improvement Plan Alignment	Organisational Improvement Plan (Project 7), which includes the implementation of the Culture Transformation Program, organisational values and behaviours framework, employee engagement and Culture Amp initiatives, leadership capability development, performance and goal-setting frameworks, and activities to strengthen organisational culture and employee experience.
Performance	11	11	S5.5	People & Culture	Governance, Policy, Guidelines	11.1.11	Develop, document and establish a Change Management Framework and build internal capability to lead and sustain change.	25-26	25-26	26/27	26/27	Change-Years	Extend to 2026/27 for final completion. Develop, document and establish bespoke Change Management Frameworks for individual areas and build internal capability to lead and sustain change.

Council Plan-CBP 2026/27 to 2029/30 Record of Proposed Changes

Strategic Pillar	Outcome	Objective	Service Area #	Service Area Title	Action -Type	Action #	OUR PLAN FOR THE FUTURE- COUNCIL PLAN 2023-33 CBP Review 2026-27	CBP 25/26 Start FY	CBP 25/26 End FY	CBP 26/27	CBP 26/27 Finish	CBP Action Review 2026/27 - 29/30	Notes/ Comment CBP 2026/27
			S5.6	**Financial Services**									
Performance	11	11	S5.6	Financial Services	Strategy or Plan - IPR	11.1.12	Develop and review the Long-Term Financial Plan to ensure the long term viability and sustainability of the City and support the achievement of Council Plan.	25-26	Annual	26-27	Annual	No Change	Annual review (Includes - Strategic Project Development Policy - 11.1.9) (Improvement Plan Project 1.5)
Performance	11	11	S5.6	Financial Services	Governance, Policy, Guidelines	11.1.18	Develop and adopt rates and revenue policy incorporating strategic budget concepts to ensure long term financial viability.(IP 1.1) ~~Develop a Rating Strategy to ensure long term financial viability.~~	26-27	26-27	Annual	Annual	Update Wording	▪Currently being developed and will be reviewed annually. ▪Develop and adopt rates and revenue policy incorporating strategic budget concepts.(Improvement Plan Project 1.1) ▪As per the Local Government Amendment Act 2024, the City must prepare and adopt a rates and revenue policy every calendar year before 1st March. The CEO must publish an up-to-date version of the rates and revenue policy on the local government's official website.
Performance	11	11	S5.6	Financial Services	Governance, Policy, Guidelines	~~11.1.19~~	~~Review Financial (cash-backed) Reserves Strategy. Policy~~	26-27	26-27			Consolidate	Consolidate Action 11.1.9, 11.1.21 and 22
Performance	11	11	S5.6	Financial Services	Program/ Project	~~11.1.20~~	~~Leadership role in the upgrade of the Revenue Application (Rates and other Revenue) to a contemporary cloud-based solution.~~	25-26	28-29			Remove-Complete	Authority on premise system upgrade to cloud based Altitude System.
Performance	11	11	S5.6	Financial Services	Governance, Policy, Guidelines	~~11.1.21~~	~~Review, amend, remove and add relevant financial policies so that are current and consistent with current accounting standards, legislation and industry norms.~~	25-26	28-29			Consolidate	Consolidate Action 11.1.9, 11.1.21 and 22 Develop and adopt: - Rates and revenue policy incorporating strategic budget concepts. - Financial (Cash Backed) Reserves Policy.
Performance	11	11	S5.6	Financial Services	Governance, Policy, Guidelines	11.1.22	Review, amend, remove and add relevant financial policies and procedures, that are current with revised policies, and meet current accounting standards, legislation and system requirements.	25-26	28-29	26/27	Annual	Consolidate (1)	Consolidate 11.1.9, 11.1.21 and 22 Review all existing financial management procedures to confirm they are fit for purpose and, where gaps are identified, develop new procedures as required. Including (11.1.9, 11.1.21): - Rates and revenue policy incorporating strategic budget concepts. - Financial (Cash Backed) Reserves Policy.
Performance	11	11	S5.6	Financial Services	Program/ Project	11.1.23	Address and implement all agreed audit findings identified by the Office of Auditor General and Internal Audits.	25-26	28-29	Annual	Annual	No Change	

Council Plan-CBP 2026/27 to 2029/30 Record of Proposed Changes

Strategic Pillar	Outcome	Objective	Service Area #	Service Area Title	Action -Type	Action #	OUR PLAN FOR THE FUTURE- COUNCIL PLAN 2023-33 CBP Review 2026-27	CBP 25/26 Start FY	CBP 25/26 End FY	CBP 26/27	CBP 26/27 Finish	CBP Action Review 2026/27 - 29/30	Notes/ Comment CBP 2026/27
			S5.8	**Digital & Information Services**									
Performance	11	11	S5.8	Digital & Information Services	Strategy or Plan-IPR	11.1.13	Review a Digital Transformation Strategy that outlines the approach and program to modernises digital infrastructure, build capacity and support responsive, data-driven decision-making, streamlined operations and improve the delivery of City services.	25-26	Annual	26/27	Annual	No Change	Complete in 2025/26 (CEO endorsed); Review Annually
Performance	11	11	S5.8	Digital & Information Services	Program/ Project	11.1.8	TechnologyOne Stabilisation and Optimisation: The TechnologyOne Stabilisation and Optimisation Project aims to consolidate, optimise and embed the City's TechnologyOne investment by improving system performance, business processes, user adoption and internal capability, while reducing delivery risk and maximising value from Phases 1 and 2 of the OneCouncil program. ~~Implement the One Council Platform to centralise and integrate digital systems, improve business efficiencies, customer experiences, and timeliness of communication.~~	25-26	26-27	26/27	26/27	Change	Change to stabilise and optimise the One Council Platform to reduce risk and maximise value.
Performance	11	11	S5.8	Digital & Information Services	Strategy or Plan - Develop/ Review	11.1.14	Review and Update the Business Continuity Plan.	25-26	Annual	26/27	Annual	No Change	
Performance	11	11	S5.8	Digital & Information Services	Program/ Project	11.1.15	Knowledge Management Development - (IP3-2026) Document business processes, improving access to knowledge, reducing reliance on individual staff members and creating a sustainable framework for knowledge governance. ~~Modernise SharePoint to improve and support effective knowledge management.~~	25-26	Annual	26/27	26/27	Change	Scope of the original project 'Modernise SharePoint' reduced and consolidated into the KM - Improvement Project 3.
Performance	12	12	S5.8	Digital & Information Services	Program/ Project	12.1.4	Introduce a user-friendly online mapping tool to communicate the location and status of City projects (roads, parks, events, etc).	25-26	26-27	27/28	28/29	Change-Years	Deferred due to budget constraints.
Performance	12	12	S5.8	Digital & Information Services	Program/ Project	12.1.5 (New)	CIVICA Enhancements CIVICA is the City's core property and rates management system, It is used to manage property records, rates administration, valuations, and revenue-related processes.			26/27	26/27	New-Proposed	Customer self service portal - efficiency and productivity - rates payment - building and development application
Performance	12	12	S5.8	Digital & Information Services	Program/ Project	12.1.6 (New)	IT Infrastructure Remediation Remediation of legacy unsupported and unsecure IT infrastructure			26/27	26/27	New-Proposed	Remove outstanding OAG Audit items.
Performance	12	12	S5.8	Digital & Information Services	Program/ Project	12.1.7 (New)	Network Modernisation provision a modern and secure network			26/27	26/27	New-Proposed	Remove outstanding OAG Audit items.
Performance	12	12	S5.8	Digital & Information Services	Program/ Project	12.1.8 (New)	CCTV Upgrades (existing for city owned assets) provision of a modern and secure cameras and platform			26/27	26/27	New-Proposed	Outdated camera's and management platforms and cannot provide consistent response to police for cctv footage.
Performance	12	12	S5.8	Digital & Information Services	Program/ Project	12.1.9 (New)	City Website modernisation Modernise to optimise functionality and user experience.			27/28	27/28	New-Proposed	Outdated and difficult to navigate and find information.
			S5.9	**Information & Records Manageme**									
Performance	11	11	S5.9	Information & Records Management	Governance, Policy, Guidelines	11.1.16	Implement Privacy and Responsible Information Sharing Regulations (PRIS) as per PRIS Act 2024	25-26	27-28	26/27	26/27	Change-Years	Completion earlier than planned. New legislation effective 1 July 26 and mandatory reporting 1 January 2026

12

Council Plan-CBP 2026/27 to 2029/30 Record of Proposed Changes

Strategic Pillar	Outcome	Objective	Service Area #	Service Area Title	Action -Type	Action #	OUR PLAN FOR THE FUTURE- COUNCIL PLAN 2023-33 CBP Review 2026-27	CBP 25/26 Start FY	CBP 25/26 End FY	CBP 26/27	CBP 26/27 Finish	CBP Action Review 2026/27 - 29/30	Notes/ Comment CBP 2026/27
			S5.10	**Fleet Management**									
Planet	5	5.1	S5.10	Fleet Management	Strategy or Plan - Develop/ Review	05.1.2	Collaborate with key stakeholders to develop an Electric Vehicle Charging Network Plan.	27-28	27-28	27/28	27/28	No Change	
Performance	11	11	S5.10	Fleet Management	Strategy or Plan - IPR	11.1.17	Finalise and review the Asset Management Plan - Fleet	25-26	Annual	27/28	27/28	Change-Years	Full Fleet Asset Management Plan review planned in 2027/28 - AMP development and reviews programmed according to resourcing.
			S5.11	**Corporate Communications**									
Performance	12	12	S5.11	Corporate Communications	Governance, Policy, Guidelines	12.1.1	Develop a Community Engagement Charter in accordance with the Local Government Regulations (when legislated) and as part of an overall Community Engagement Framework.	25-26	26-27	26/27	27/28	No Change	
Performance	12	12	S5.11	Corporate Communications	Strategy or Plan - Develop/ Review	12.1.3	Prepare a Communications Plan, as part of an overall Community Engagement Framework, to raise awareness of the City's projects, facilities, services, events and other issues of importance, with consideration for how to target communications to reach, engage different community groups, manage media coverage that reflects the reputation of the City in the community.	25-26	26-27	26/27	26/27	No Change	
			S5.12	**Customer Services**									
Performance	12	12	S5.12	Customer Services	Service or Process Review	12.2.3	Customer Service Charter, Standards and Service Model (IP4.1-2026) 1.1 Review the Customer Services Charter 1.2 Review and develop Customer Service Standards 1.3 Develop a Customer Service Model for the City ~~Review the Customer Service Charter.~~	25-26	25-26	26/27	26/27	Improvement Plan Alignment	Ongoing in 26-27 - update CBP Action to reflect Improvement Plan (Project 4.1.)

13

17.2 Compliance Audit Return 2025

Report Number	**CEO23.09.26**
Applicant	City of Nedlands
Disclosure of Interest	Nil
Voting Requirements	Simple Majority
Authority/Discretion	Legislative
Responsible Officer	Jonathan Allen - Manager Governance and Risk Management Office
Director	Paul Martin - Chief Executive Officer
Attachments	1. Compliance Audit Return 2025 - Incorporating ARIC amendments [**17.2.1**]

Purpose

For Council to review and adopt the City's Compliance Audit Return (CAR) for 2025, noting the recommendations made by the Audit, Risk and Improvement Committee (ARIC) on the 9 September 2026.

Officer Recommendation and Council Decision

That Council ADOPTS the 2025 Compliance Audit Return for the period 1 January 2025 to 31 December 2025 (Attachment 1A).

Moved: Mayor Leonie Browner **Seconded: Cr Rachel Kristensen**

CARRIED UNANIMOUSLY 9-0

For: **Mayor Leonie Browner, Cr Jenny Mathews, Cr Eliza Clapin, Cr Julian Coleman, Cr Rebecca Anne Coghlan, Cr Rachel Kristensen, Cr Stephen Kobelke, Cr Charles Pan and Cr Glenn Ruscoe**
Against: **Nil**

Background

The CAR is an annual self-assessment required under regulation 14 of the Local Government (Audit) Regulations 1996, and must be completed by all local governments for the period 1 January to 31 December each year.

As set out by the Local Government Inspector:

> *'The CAR ensures local governments review their compliance with key legislative requirements under the Local Government Act 1995 and associated regulations. This process promotes accountability, transparency, and good governance across the sector.'*

The process requires the CAR to be completed by administration, reviewed by the Audit, Risk and Improvement Committee (ARIC), and then adopted by the council

before submission to the Local Government Inspector by 31 March of the year following the audit period.

However, this year, the deadline for submitting the CAR was deferred, until September 30. This followed the creation of the Local Government Inspectorate, and a number of changes to the statutory requirements for which a compliance audit is needed (as outlined in the updated regulation 13 of the *Local Government (Audit) Regulations 1996* (Audit Regulations)).

At its Committee meeting of 9 September 2026, ARIC reviewed the draft CAR and resolved as follows:

That the Committee RECOMMENDS to Council the ADOPTION of the 2025 Compliance Audit Return for the City of Nedlands for the period 1 January 2025 to 31 December 2025 (Attachment 1) Except that the responses to the questions:

- **"Was a copy of the report given to the Minister within three months of the audit report being received by the local government?"; and**
- **"Within 14 days after the local government gave a report to the Minister under section 7.12A(4)(b) of the Local Government Act 1995, did the CEO publish a copy of the report on the local government's official website?"**

shall be changed from 'N/A' to 'Yes'.

AND

Amend the comment at the answer to regulation 13A to be the same as the comment to regulation 13.

Moved: Mayor Leonie Browner Seconded: Jane Cutler

CARRIED UNANIMOUSLY 7-0

For: Chris Adams, Cr Charles Pan, Cr Glenn Ruscoe, Cr Julian Coleman, Cr Stephen Kobelke, Jane Cutler and Mayor Leonie Browner
Against: Nil

The amendments included within the resolution adopted by ARIC reflect required minor changes to the CAR, as advised by administration. These amendments have been incorporated into the CAR, as now presented to Council at Attachment 1.

Consultation

Relevant staff were requested to complete those questions of the CAR that related to their service areas. All responses were then collated and incorporated into the CAR, before presenting to ELT.

Strategic Implications

This item is strategically aligned to the City of Nedlands Council Plan 2023-33 vision and desired outcomes as follows:

Vision: Sustainable and responsible for a bright future

Performance
11. Effective leadership and governance.

Financial Implications

The 2025 Compliance Audit Return has been conducted using internal resources.

Legislative and Policy Compliance

The steps required to be taken by the City are set out in Regulation 14 and 15 of the Audit Regulations.

Regulation 14(2) onwards provides requirements for both ARIC and the Council:

(2) After a local government has carried out a compliance audit, the CEO must:

(a) prepare a compliance audit return in a form approved by the Inspector; and

(b) give a copy of the compliance audit return to the local government's audit, risk and improvement committee.

(3) The audit, risk and improvement committee must —

(a) review the compliance audit return; and

(b) report to the council the results of that review.

(4) When reporting to the council, the audit, risk and improvement committee must make any recommendations that the committee considers appropriate in relation to the compliance audit return.

(5) The council must consider the compliance audit return and the results of the audit, risk and improvement committee's review (including any recommendations) at a meeting of the council.

(6) The council must —

(a) determine if any matters raised by the audit, risk and improvement committee require action to be taken by the local government; and

(b) either —

(i) adopt the compliance audit return; or

(ii) adopt the compliance audit return subject to amendments proposed by the council.

Regulation 15 provides what must then be provided to the Local Government Inspector:

> *(1) After a compliance audit return has been adopted by the council under regulation 14(6)(b), the local government must give the following information to the Inspector —*
>
> > *(a) a copy of the compliance audit return (or amended compliance audit return, if applicable), signed by the mayor or president and by the CEO;*
> >
> > *(b) any recommendations made under regulation 14(4) after the audit, risk and improvement committee has reviewed the compliance audit return;*
> >
> > *(c) a copy of the relevant section of the minutes of the meeting at which the compliance audit return was adopted by the council;*
> > *(d) any additional information explaining or qualifying the compliance audit.*

Risk Considerations

Legislation	Risk Rating	Comment on Risk
Compliance	Low	Completing the CAR ensures the City reviews its compliance obligations. Identifying and remedying breaches is a key part of the process. Bringing the CAR to ARIC (and subsequently Council) ensures the City complies with its requirements set out in the LGA and Audit Regulations. Failure to adopt the CAR by the 30 September 2026 deadline would result in a compliance breach.

Analysis and Conclusion

The CAR is one of the tools that allows ARIC and Council to monitor how the organisation is functioning. It places emphasis on the need to bring to ARIC and Council's attention issues of noncompliance, or issues where full compliance was not achieved.

Relevant City officers and subject matter experts have provided responses to the CAR questions. The review has identified several areas of non-compliance for the period.

The eight areas where the City did not achieve full compliance are listed below, as well as the action and follow up to ensure compliance in future years:

Legislation	CAR Question	Response	CAR Comment	Action and Follow Up
Local Government Act 1995, s. 5.37(2)	Did the CEO inform Council of each proposal to employ or dismiss a senior employee?	No	In November 2025, an 'Interim Director Corporate and Community Performance' was appointed on a three-month contract. This matter was not taken to Council for consideration. In February 2026, Commissioners resolved to remove the designation of 'senior employees' from Director roles.	The designation of Director roles as 'senior employee' positions was removed by the Commissioners in February 2026. If this were to be re-designated in the future, the requirement to bring the matter to Council will be added to the HR recruitment/ dismissal procedure.
Local Government Act 1995, s. 5.75	Was a primary return in the prescribed form lodged by all relevant persons within three months of their start day?	No	Primary Returns are issued and managed through the City's compliance management software. There were two late submissions of primary returns during the period: one employee and one Commissioner.	The City's administration software sends reminders on a weekly basis up to the deadline, and the Governance team separately sends out reminder emails. Steps are considered appropriate to prompt relevant persons to complete their return.
Local Government Act 1995, s. 5.76	Was an annual return in the prescribed form lodged by all relevant persons by 31 August 2025?	No	Annual Returns are issued and managed through the City's compliance management software. There was one late submission by an employee. There remains one former Elected Member who has not completed a return.	The City's administration software sends reminders on a weekly basis up to the deadline, and the Governance team separately send out reminder emails. Steps are considered appropriate to prompt relevant persons to complete their return.
Local Government (Administration) Regulations 1996, r. 19DA	Has the local government reviewed its corporate business plan in accordance with	No	The Corporate Business Plan was reviewed and adopted by Council on 11 February 2026.	The annual review for 2025 was completed in February 2026. The annual review for the period 2026 is on track and will be

Legislation	CAR Question	Response	CAR Comment	Action and Follow Up
	regulation 19DA(4)?			brought to Council before the end of this year. There are no concerns with the City's ability to comply in the 2026 CAR period.
Local Government (Financial Management) Regulations 1996, r. 5	Has the CEO ensured efficient systems and procedures are established under regulation 5(1)(a) to (g)?	No	There is a disclosure in Note 18 of the 2024/25 financial report about an estimated unrecorded staff underpayment liability of $1.5 million. Administration is quantifying the final exposure to the City. A provision of $1.5 million has been made in the 2025/26 financial year. The CEO was unable to provide unqualified representation on certain internal controls and the completeness of the financial report, resulting in a disclaimer of audit opinion issued by the Auditor General.	Quantifying the final staff underpayment exposure is a key focus of administration – working on the reports and investigations provided by external consultants. A provision of $1.5 million has been made in the 2025/26 financial year. Administration anticipates being able to provide a positive response in the 2026 CAR.
Local Government (Financial Management) Regulations 1996, r. 13	Where the CEO had delegated authority to make payments from the municipal or trust fund, were accurate monthly payment lists presented at the next ordinary Council meeting and recorded in the minutes?	No	June, September and November monthly account lists were presented 2 months in arrears.	Reports have been presented one month behind the regulatory requirement in 2026. This is due to be brought into compliance by the September Ordinary Council Meeting. Issues with Finance staff vacancies and turnover have stabalised, and it is anticipated that reports will be presented in compliance with regulation 13

Legislation	CAR Question	Response	CAR Comment	Action and Follow Up
				throughout the remainer of 2026.
Local Government (Financial Management) Regulations 1996, r. 13A	Did the local government prepare each month a list of payments made using employee-authorised credit, debit or other purchasing cards, present the list at the next ordinary Council meeting and record it in the minutes?	No	June, September and November monthly account lists were presented 2 months in arrears.	Reports have been presented one month behind the regulatory requirement in 2026. This is due to be brought into compliance by the September Ordinary Council Meeting. Issues with Finance staff vacancies and turnover have stabalised, and it is anticipated that reports will be presented in compliance with regulation 13 throughout the remainer of 2026.
Local Government (Functions and General) Regulations 1996, r. 11A	Did the local government comply with its current purchasing policy, adopted under the Local Government (Functions and General) Regulations 1996, regulations 11A(1) and (3) in relation to the supply of goods or services where the consideration under the contract was, or was expected to be, $250,000 or	No	The City's Procurement Policy (Council Policy), clause 4.7 Procurement Thresholds, defines the value threshold and procurement procedure in each value category. Where procurement processes were initiated through the Procurement Team for engagements over $50,000, RFQ requirements were followed. However, some breaches occurred where lower-value engagements, increased above $50,000 through informal variations	The City has strengthened its Procurement Policy (which was adopted by Council at the February 2026 OCM) with anti-avoidance, quotation, advertising, and variation approval requirements. Mandatory evidence attachments are now required in the financial system, and subscription renewals are being reviewed with new procurement processes started where needed.

Legislation	CAR Question	Response	CAR Comment	Action and Follow Up
	less or worth $250,000 or less?		without the correct approval process. This raises concerns around value for money, tender evaluation, and due diligence. The City has strengthened its Procurement Policy with anti-avoidance, quotation, advertising, and variation approval requirements. Mandatory evidence attachments are now required in the financial system, and subscription renewals are being reviewed with new procurement processes started where needed.	

Noting the rectifying actions that have been taken in relation to issues of non-compliance, it is recommend that Council adopts the CAR.

Following adoption, administration will submit the CAR on the Department of Local Government, Industry Regulation and Safety portal, ahead of the 31 September deadline.

Local Government Inspector

GOVERNMENT OF WESTERN AUSTRALIA

2025 Compliance Audit Return

Local Government Authority: The City of Nedlands

Local Government Act 1995

s. 2.29

Has every person elected or appointed to a mayor, president, deputy, or councillor role made the required declaration in the prescribed form before a prescribed person, prior to acting in the office?

Response: N/A

Comments: Commissioners made a relevant declaration under s.2.42

s. 3.16

Has the local government reviewed local laws, which have not been reviewed in the previous 8 years, to ensure compliance with Schedule 9.3, Clause 65?

Response: N/A

Comments: The City reviewed its local laws under s 3.16 of the Act - OCM 28 June 2022.

s.3.57

Subject to Local Government (Functions and General) Regulations 1996, regulation 11(2), did the local government invite tenders for all contracts for the supply of goods or services where the consideration under the contract was, or was expected to be, worth more than the consideration stated in regulation 11(1) of the Regulations?

Response: Yes

Comments: All Open Public Tenders were advertised as a statewide public notice in the West Australian newspaper. All Open Public Tenders are listed in the Tender Register and available on the City's web page.

Tender Register » City of Nedlands

Additionally in the 2025 period, in lieu of Open Public Tender, the City also utilised the WALGA Preferred Supplier Program and the Common Use Agreement where suited the City's requirement.

s. 3.58(3)

Where the local government disposed of property other than by public auction or tender, did it dispose of the property in accordance with section 3.58(3) of the Local Government Act 1995 (unless section 3.58(5) applies)?

Response: Yes

Comments: Site 1- Lot 502 John XXiii, was completed by the way of section 3.58(3) of the Local Government Act (3).

s. 3.58(4)

Where the local government disposed of property under section 3.58(3) of the Local Government Act 1995, did it provide details, as prescribed by section 3.58(4) of the Act, in the required local public notice for each disposal of property?

Response: Yes

Comments: Relevant to - Site 1- Lot 502 John XXiii

s. 3.59(2)(a)

Has the local government prepared a business plan for each major trading undertaking that was not exempt in 2025?

Response: N/A

Comments: The City has no major trading

s. 3.59(2)(b)

Has the local government prepared a business plan for each major land transaction that was not exempt in 2025?

Response: N/A

s. 3.59(2)(c)

Has the local government prepared a business plan before entering into each land transaction that was preparatory to entry into a major land transaction in 2025?

Response: N/A

s. 3.59(4)

Has the local government complied with public notice and publishing requirements for each proposal to commence a major trading undertaking or enter into a major land transaction or a land transaction that is preparatory to a major land transaction for 2024?

Response: N/A

s. 3.59(5)

During 2025, did the council resolve to proceed with each major land transaction or trading undertaking by absolute majority?

Response: N/A

s. 5.16 (1)

Were all delegations to committees resolved by absolute majority?

Response: Yes

Comments: Only the ARIC had a delegation. Delegation originally adopted in November 2023, with an amendment approved by absolute majority on the 27 May 2025.

s. 5.16 (2)

Were all delegations to committees in writing?

Response: Yes

Comments: The amendment to ARIC delegation was approved at Council meeting, and recorded in the City's Delegations Register.

s. 5.17

Were all delegations to committees within the limits specified in section 5.17 of the Local Government Act 1995?

Response: Yes

s. 5.18

Were all delegations to committees recorded in a register of delegations?

Response: Yes

Comments: ARIC delegation was included on the Register - reviewed and updated on 27 May 2025.

s. 5.36(4) and s. 5.37(3)

Were all CEO and/or senior employee vacancies advertised in accordance with Local Government (Administration) Regulations 1996, regulation 18A?

Response: Yes

Comments: Advertised for Director Corporate Services in September 2025. Advertised on City's website and the West Australian newspaper.

s. 5.37(2)

Did the CEO inform council of each proposal to employ or dismiss senior employee?

Response: No

Comments: In November 2025, an 'Interim Director Corporate and Community Performance' was appointed on a 3 month contract. This matter was not taken to Council for consideration.

In February 2026, Commissoners resolved to remove the designation of 'senior employees' from Director roles.

Where council rejected a CEO's recommendation to employ or dismiss a senior employee, did it inform the CEO of the reasons for doing so?

Response: N/A

s. 5.39B

Has the local government adopted and maintained model standards that incorporate the prescribed model standards within required timeframes (including amendments), ensured adoption by absolute majority, published an up-to-date version on its official website, and avoided including any inconsistent additional provisions?

Response: Yes

Comments: City of Nedlands Standards for CEO Recruitment, Performance and Termination in place, which incorporates the Model Standards as contained at Schedule 2 of the Local Government (Administration) Regulations 1996.

s. 5.42

Were all delegations to the CEO resolved by an absolute majority?

Response: Yes

Comments: Delegations Register reviewed and adopted by absolute majority on 27 May 2025. Item 18.4, Report CEO27.05.25

Were all delegations to the CEO in writing?

Response: Yes

Comments: Contained in written Delegations Register. Adopted as per Item 18.4, Report CEO27.05.25

s. 5.43

Did the powers and duties delegated to the CEO exclude those listed in section 5.43 of the Local Government Act 1995?

Response: Yes

s. 5.44(2)

Were all employees delegated authority by the CEO under Section 5.44(1), issued with a written instrument of delegation?

Response: Yes

Comments: All but one employee delegations contained within the City's Delegations register.

One additional delegation to employee created by written sub delegation.

s. 5.45(1)(b)

Were all decisions by the Council to amend or revoke a delegation made by absolute majority?

Response: Yes

Comments: See OCM 27 May 2025 - Item 18.4, Report CEO27.05.25

s. 5.46

Has the CEO kept a register of all delegations made under Division 4 of the Act to the CEO and to employees?

Response: Yes

Were all delegations made under Division 4 of the Act reviewed by the delegator at least once during the 2024/2025 financial year?

Response: Yes

Comments: CEO presented reviewed delegations report and register to OCM on 27 May 2025. Council reviewed and adopted - Item 18.4, Report CEO27.05.25

Did all persons exercising a delegated power or duty under the Act keep, on all occasions, a written record in accordance with Local Government (Administration) Regulations 1996, regulation 19?

Response: Yes

Comments: Requirement to record delegation is included as a condition.

Record of delegations are managed on the City's compliance management software.

s. 5.50

If the local government paid a finishing employee an amount in addition to their entitlement, did the local government follow a policy it had adopted and published on its website outlining the circumstances in relation to payments made to terminated employees?

Response: N/A

If the local government made a payment to a finishing employee that is more than the amount set out in the policy, was local public notice given?

Response: N/A

s. 5.51A

Has the CEO prepared and implemented a code of conduct to be observed by employees of the local government?

Response: Yes

Has the CEO published an up-to-date version of the code of conduct for employees on the local government's website?

Response: Yes

Comments: Available at - https://www.nedlands.wa.gov.au/documents/701/employee-code-of-conduct

s. 5.67

Where a council member disclosed an interest in a matter and did not have participation approval under sections 5.68 or 5.69 of the Local Government Act 1995, did the council member ensure that they did not remain present to participate in discussion or decision making relating to the matter?

Response: Yes

Comments: Records of whether the council members stayed or left for item, in relation to disclosing an interest in a matter can be located on the City's Interest Declaration Register - under column “Participation Status”.

s. 5.68(2)

Were all decisions regarding participation approval in relation to Section 5.68(2), including the extent of participation allowed and, where relevant, the information required by the Local Government (Administration) Regulations 1996 regulation 21A, recorded in the minutes of the relevant council or committee meeting?

Response: N/A

Comments: No decisions to allow participation occurred.

s. 5.69(5)

Were all decisions regarding participation approval in relation to Section 5.69(5), including the extent of participation allowed recorded in the minutes of the relevant council or committee meeting?

Response: N/A

Comments: No decisions to allow participation occurred.

s. 5.70

Where an employee had an interest in any matter in respect of which the employee provided advice or a report directly to council or a committee, did that person disclose the nature and extent of that interest when giving the advice or report?

Response: Yes

Comments: The City's Register of Declarations of Interest records all financial and proximity disclosures made by staff.

s. 5.71B(5) and (7)

Where council applied to the Minister to allow the CEO to provide advice or a report to which a disclosure under section 5.71A(1) of the Local Government Act 1995 relates, did the application include details of the nature of the interest disclosed and any other information required by the Minister for the purposes of the application?

Response: N/A

Comments: No applications were made to the Minister under s 5.71B(5) and (7) of the Act, during the 2025 period.

Was any decision made by the Minister under section 5.71B(6) of the Local Government Act 1995, recorded in the minutes of the council meeting at which the decision was considered?

Response: N/A

s. 5.73

Were disclosures under sections 5.65, 5.70 or 5.71A(3) of the Local Government Act 1995 recorded in the minutes of the meeting at which the disclosures were made?

Response: Yes

Comments: All disclosures made under s 5.65, 5.70 or 5.71A(3) were recorded in the minutes of the meeting at which the disclosures were made.

s. 5.75

Was a primary return in the prescribed form lodged by all relevant persons within three months of their start day?

Response: No

Comments: Primary Returns are issued and managed through the City's compliance management software.

There were 2 late submissions of primary returns during the period. One employee and one Commissioner.

s. 5.76

Was an annual return in the prescribed form lodged by all relevant persons by 31 August 2025?

Response: No

Comments: Annual Returns are issued and managed through the City's compliance management software.

There was one late submission by an employee.

There remains one former Elected Member who has not completed a return.

s. 5.77

On receipt of a primary or annual return, did the CEO, or the Mayor/President, as the case may be, give written acknowledgment of having received the return?

Response: Yes

s. 5.88

Did the CEO keep a register of financial interests which contained the returns lodged under sections 5.75 and 5.76 of the Local Government Act 1995?

Response: Yes

Comments: All records were retained and a list of returns lodged was made available on the City's public website.

The records were maintained within the City's compliance management software system, and any record was available to the public on request.

However they were not maintained in a distinct financial register which could be browsed in complete form by the public. This position has been rectified, including for the period 2025.

Did the CEO keep a register of financial interests which contained a record of disclosures made under sections 5.65, 5.70, 5.71 and 5.71A of the Local Government Act 1995, in the form prescribed in the Local Government (Administration) Regulations 1996, regulation 28?

Response: Yes

Comments: The CEO kept the Register of Financial Interests that contained records of disclosure made in the prescribed form as per reg 28.

The register was available on the City's public website.

After a person ceased to be a person required to lodge a return under sections 5.75 and 5.76 of the Local Government Act 1995, did the CEO remove from the register all returns relating to that person?

Response: Yes

Comments: The CEO removed all ceased relevant persons from the Register of Financial Interests in relation to lodged Primary and Annual Returns.

Have all returns removed from the register in accordance with section 5.88(3) of the Local Government Act 1995 been kept for a period of at least five years after the person who lodged the return(s) ceased to be a person required to lodge a return?

Response: Yes

s. 5.89A

Did the CEO keep a register of gifts which contained a record of disclosures made under sections 5.87A and 5.87B of the Local Government Act 1995, in the form prescribed in the Local Government (Administration) Regulations 1996, regulation 28A?

Response: Yes

Comments: The CEO kept an up-to-date version of the gift register made under s 5.87A and 5.87B in the prescribed form as per regulation 28A and published on the City's website.

Did the CEO publish an up-to-date version of the gift register on the local government's website?

Response: Yes

s. 5.90A

Did the local government prepare, adopt by absolute majority and publish an up-to-date version on the local government’s website, a policy dealing with the attendance of council members and the CEO at events?

Response: Yes

Comments: The City prepared, adopted and published the Council Member and CEO Attendance at Events policy. This was adopted at the OCM of 26 September 2023, by absolute majority.

s. 5.94

Does the local government have information available for members of the public to inspect, free of charge as prescribed under section 5.94 and Admin Reg 29, except where restricted under this section?

Response: Yes

Comments: The information listed in the s. 5.94 is freely available on the City's website.

Hardcopy Council meeting minutes and agendas from 1997 to 2007 are available for inspection onsite at the City’s Administration Building.

Hardcopy meeting minutes and agendas for all other periods are securely stored offsite with the City’s records archive provider and can be accessed on demand through a collection and delivery service.

s. 5.96

Where a person is entitled to inspect information under this Division, can the local government confirm that copies are available and that the price at which it sells copies does not exceed the cost of providing them, (unless prescribed otherwise)?

Response: Yes

Comments: The information listed in the s. 5.94 is freely available on the City's website.

Hardcopy Council meeting minutes and agendas from 1997 to 2007 are available for inspection onsite at the City’s Administration Building.

Hardcopy meeting minutes and agendas for all other periods are securely stored offsite with the City's records archive provider and can be accessed on demand through a collection and delivery service.

The information is freely available to download (or view). Photocopying charges are set in accordance with the Fees and Charges Schedule.

s. 5.96A

Did the CEO publish information on the local government's website in accordance with sections 5.96A(1), (2), (3), and (4) of the Local Government Act 1995?

Response: Yes

Comments: The CEO had published information on the City's website in accordance with s 5.96A(1),(2), and (3).

The CEO had ensured that the information contains under s 5.96A(4) is not published on the City's website.

s. 5.104

Did the local government prepare and adopt, by absolute majority, a code of conduct to be observed by council members, committee members and candidates that incorporates the model code of conduct?

Response: Yes

Comments: During the 2025 period, there was a Code of Conduct in force that had been adopted by absolute majority and incorporated the Model Code on OCM 27 April 2021, Item 13.6

Did the local government adopt additional requirements in addition to the model code of conduct?

Response: No

Comments: During the 2025 period, The City's Code of Conduct reflected the same contents as per Schedule 1 of the Local Government (Model Code of Conduct) Regulations 2021, and that there were no additional requirements added.

Has the CEO published an up-to-date version of the code of conduct for council members, committee members and candidates on the local government's website?

Response: Yes

Comments: During the 2025 period, the CEO had published an up-to-date version of the code of conduct on the City's website.

s. 5.128

Did the local government prepare and adopt (by absolute majority) a policy in relation to the continuing professional development of council members?

Response: Yes

Comments: The revised version of the Council Member and Employee Training and Conference Attendance Policy was adopted by Council, by absolute majority, in December 2023.

s. 7.12A(3), (4) and (5)

Where the local government determined that matters raised in the auditor's report prepared under section 7.9(1) of the Local Government Act 1995 required action to be taken, did the local government ensure that appropriate action was undertaken in respect of those matters?

Response: Yes

Comments: The audit report for the 2024/25 financial year was issued on 7 August 2026. The draft letter outlining the actions to be taken has been prepared and was presented to Council on 26 August 2026.

It was sent to the Minister on 2 September 2026, and published on the City's website the same day.

Where matters identified as significant were reported in the auditor's report, did the local government prepare a report that stated what action the local government had taken or intended to take with respect to each of those matters?

Response: Yes

Comments: The audit report for the 2024/25 financial year was issued on 7 August 2026. The draft letter outlining the actions to be taken has been prepared and was presented to Council on 26 August 2026.

Was a copy of the report given to the Minister within three months of the audit report being received by the local government?

Response: Yes

Comments: It was sent to the Minister on 2 September 2026.

Within 14 days after the local government gave a report to the Minister under section 7.12A(4)(b) of the Local Government Act 1995, did the CEO publish a copy of the report on the local government's official website?

Response: Yes

Comments: This was published on 2 September 2026.

Local Government (Administration) Regulations 1996

r. 18F

Were the remuneration and other benefits paid to a CEO on appointment the same remuneration and benefits advertised for the position under section 5.36(4) of the Local Government Act 1995?

Response: N/A

Comments: No permanent CEO appointed during this period.

r. 19AB

Does the code of conduct contain the requirement that a local government employee (not including the CEO) must not accept a prohibited gift from an associated person?

Response: Yes

Comments: The information can be found on Page 13-14 of the City's Employee Code of Conduct.

r. 19AC

Does the local government's code of conduct include requirements for the recording, storing, disclosure, and use of information relating to gifts accepted by local government employees (excluding the CEO) from associated persons, in accordance with regulatory requirements?

Response: Yes

Comments: The information can be found on Page 13-14 of the City's Employee Code of Conduct.

r. 19AE

Does the local government's code of conduct include requirements addressing employee behaviour in the performance of duties, interactions with others, use and disclosure of information, use of local government resources and finances, the keeping of records, and the reporting and management of suspected breaches and misconduct, in accordance with regulatory requirements?

Response: Yes

r. 19B

Did the local government include in its annual report all information required under section 5.53(2)(g) and (i) and regulation 3A(2), including number of employee's in salary bands over $130,000, remuneration and allowances paid, ordered payments, CEO remuneration, council member meeting attendance, available demographic information about council members, and details of any modifications to the strategic community plan or significant modifications to the corporate business plan?

Response: Yes

Comments: Note - the answer provided relates to the Annual Report 2023/24. Council accepted the Annual Report 2023/24 on the OCM 5 November 2025 -Item 17.1, Report CEO48.11.25

The Annual Report 2024/25 is due to be formalised following the issuing of the audit report on 7 August 2026.

r. 19C

Has the local government adopted by absolute majority a strategic community plan?

Response: Yes

Comments: Council Plan (incorporating CBP and SCP) adopted 28 November 2023. No minor review carried out.

Adoption date or the date of the most recent review: 28/11/2023

r. 19DA

Has the local government reviewed its corporate business plan in accordance with Admin Regulation 19DA(4)?

Response: No

Comments: The Corporate Business Plan was reviewed and adopted by Council on 11 February 2026.

Does the corporate business plan comply with the requirements of Local Government (Administration) Regulations 1996 19DA(2) & (3)?

Response: Yes

r. 22

No response required. This is covered by s5.75.

r. 23

No response required. This is covered by s5.76.

r. 28

No response required. This is covered by s5.88(1).

r. 28A

No response required. This is covered by s5.89A(1).

r. 29

No response required. This is covered by s5.94.

r. 29C

Does the local government publish all prescribed information on its official website— including up-to-date policies, required details of council member and employee returns, council member fees and allowances, and relevant public notices—within the specified timeframes and in accordance with legislative requirements?

Response: Yes

Comments: The City had published the prescribed information under regulation 29C(2) within the specified timeframes set under regulation 29C(5) & (6)

r. 35

Has every local government council member completed and passed the Council Member Essentials course, consisting of the five required modules and delivered by an approved provider, within 12 months of being elected?

Response: Yes

Comments: Compliance recorded under the Council Member Training Register.

r. 36

Does the local government appropriately identify and document council members who are exempt from the training requirements under section 5.126(1), including verifying that the member:

- has completed an approved course within the specified 5-year period prior to election, or
- completed the LGASS00002 Elected Member Skill Set before 1 July 2019 within the relevant timeframe, or
- qualifies for the transitional exemption applicable to council members in office at the commencement of the 2019 regulatory amendments?

Response: Yes

Local Government (Audit) Regulations 1996

r. 10

Was the auditor's report for the financial year ending 30 June 2025 received by the local government within 30 days of completion of the audit?

Response: Yes

Comments: Audit for the financial year ending 30 June 2025 was completed on 5 August 2026 and the audit report was issued on 7 August 2026.

r. 17

Did the CEO review the appropriateness and effectiveness of the local government's systems and procedures in relation to risk management, internal control and legislative compliance in accordance with Local Government (Audit) Regulations 1996 regulation 17 within the three financial years prior to 31 December 2025?

Response: Yes

Comments: A review of the appropriateness of the City's legislative compliance (17(1)(b) and risk management (17(1)(c) was completed in May 2025. It was taken to ARIC on 17 June 2025.

A Financial Management Review had been completed on 27 January 2023 to cover the requirements of Local Government (Financial Management) Regulations 1996 S5.2(c) on the appropriateness and effectiveness of the City’s financial management systems and procedures. The report was taken to ARIC in February 2023 and to OCM in March 2023.

Date of council's resolution to accept the report: 17/06/2025

Local Government (Constitution) Regulations 1998

r. 11FA

Did the CEO provide the Minister a report as to the result of the election within 14 days of the declaration and in the form of Form 20 of the Local Government (Elections) Regulations 1997, modified as necessary?

Response: N/A

Comments: No elections held in 2025.

r. 13

Were all required oaths, affirmations and declarations under section 2.42 (in relation to Commissioners) made in the correct form (Form 8), before the appropriate authorised person?

Response: Yes

Comments: All declaration forms (Form 8) signed on 25 July 2025 by Commissioner David Caddy, Commissioner Catherine Hart and Commissioner Bianca Sandri are made in the correct form, before the appropriate authorised person

Local Government (Elections) Regulations 1997

r. 30G

Did the CEO establish and maintain an electoral gift register and ensure that all disclosure of gifts forms completed by candidates and donors and received by the CEO were placed on the electoral gift register at the time of receipt by the CEO and in a manner that clearly identifies and distinguishes the forms relating to each candidate in accordance with regulations 30G(1) and 30G(2) of the Local Government (Elections) Regulations 1997?

Response: N/A

Comments: No elections held in 2025

Did the CEO remove any disclosure of gifts forms relating to an unsuccessful candidate, or a successful candidate that completed their term of office, from the electoral gift register, and retain those forms separately for a period of at least two years in accordance with regulation 30G(4) of the Local Government (Elections) Regulations 1997?

Response: N/A

Did the CEO publish an up-to-date version of the electoral gift register on the local government's official website in accordance with regulation 30G(5) of the Local Government (Elections) Regulations 1997?

Response: N/A

Local Government (Financial Management) Regulations 1996

r. 5

Has the CEO ensured efficient systems and procedures are established under provisions set out in Financial Management Regulations 5(1)(a) to (g)?

Response: No

Comments: There is a disclosure in the Note 18 of the 2024/25 financial report about an estimation of unrecorded staff underpayment liability of $1.5m. Administration is in the process of quantifying the final exposure to the City. A provision of $1.5m has been made in the 2025/26 financial year.

The CEO was unable to provide unqualified representation on certain internal controls and completeness of the financial report resulting in a disclaimer of audit opinion issued by the Auditor General.

r. 6

Has the local government ensured that any employee delegated responsibility for day-to-day accounting or financial management operations is not also delegated the responsibility for conducting internal audits, reviewing their own duties, or for managing, directing or supervising someone who carries out these functions?

Response: Yes

Comments: 1. The internal audit function has been outsourced.

2. Where there is no segregation of duties, an independent review process is in place.

r. 7

Did the local government ensure it has regard to the needs of the inhabitants of the district as a whole and not keep separate ward accounts or determine expenditure on the basis of revenue from a ward?

Response: Yes

Comments: The City does not account on ward basis.

r. 8

Does the local government maintain separate accounts with a bank or other financial institution for money to be held in the municipal fund, trust fund and for reserve account purposes?

Response: Yes

Comments: The City maintains separate accounting records to identify different types of funds. However, funds are pooled together for investments purposes.

r. 9

Did the local government keep separate financial records for each trading undertaking and each major land transaction?

Response: N/A

r. 11

Has the local government developed procedures for the authorisation of, and the payment of, accounts in accordance with Local Government (Financial Management) Regulations 11(1), (2) and (3)?

Response: Yes

r. 12

Were payments made from the municipal fund or trust fund made by the CEO under a delegated authority or authorised, in accordance with regulation 13(2), in advance by a council resolution?

Response: Yes

r. 13

Can the local government confirm that, where the CEO has been delegated authority to make payments from the municipal or trust fund, the CEO prepared accurate monthly lists that are presented at the next ordinary council meeting and recorded in the minutes?

- includes the payee's name, payment amount, payment date, and sufficient information to identify each transaction where payments have already been made; or
- includes the payee's name, payment amount, sufficient information to identify each transaction, and the date of the council meeting (to which the list will be presented) for accounts requiring council approval.

Response: No

Comments: June, September and November monthly account lists were presented 2 months in arrears.

r. 13A

Did the local government prepare a list each month of all payments made using employee-authorised credit, debit or other purchasing cards, and include the payee’s name, the amount of the payment, the date of the payment, sufficient information to identify the payment, and present the list at the next ordinary council meeting (and record in the minutes)?

Response: No

Comments: June, September and November monthly account lists were presented 2 months in arrears.

r. 19

Has the local government established and documented internal control procedures to enable identification of the nature and location of all investments and any related transactions?

Response: Yes

r. 19C

Has the local government ensured that all investments made under section 6.14(1) comply with statutory restrictions set out in Financial Management Reg. 19C?

Response: Yes

Local Government (Functions and General) Regulations 1996

r. 7

No response required. This is covered by s3.59(2).

r. 9

No response required. This is covered by s3.59(2).

r. 10

No response required. This is covered by s3.59(2).

r. 11A

Did the local government comply with its current purchasing policy, adopted under the Local Government (Functions and General) Regulations 1996, regulations 11A(1) and (3) in relation to the supply of goods or services where the consideration under the contract was, or was expected to be, $250,000 or less or worth $250,000 or less?

Response: No

Comments: The City's Procurement Policy (Council Policy), clause 4.7 Procurement Thresholds, defines the value threshold and procurement procedure in each value category.

Where procurement processes were initiated through the Procurement Team for engagements over $50,000, RFQ requirements were followed.

However, some breaches occurred where lower-value engagements, increased above $50,000 through informal variations without the correct approval process.

This raises concerns around value for money, tender evaluation, and due diligence. The City has strengthened its Procurement Policy with anti-avoidance, quotation, advertising, and variation approval requirements. Mandatory evidence attachments are now required in the financial system, and subscription renewals are being reviewed with new procurement processes started where needed.

r. 11

No response required. This is covered by s3.57.

r. 12

Did the local government consider the implications of Local Government (Functions and General) Regulations 1996, Regulation 12 when deciding to enter into multiple contracts rather than a single contract?

Response: N/A

Comments: In the 2025 period the City did not enter into a multi contact for any of the individual open public tenders.

r. 14(1), (3) and (5)

If the local government sought to vary the information supplied to tenderers, was every reasonable step taken to give each person who sought copies of the tender documents, or each acceptable tenderer notice of the variation?

Response: Yes

Comments: At Tender Open period the City may issue additional information to the potential tenderers in a form of an addendum.

r. 15

Did the local government's procedure for receiving and opening tenders comply with the requirements of Local Government (Functions and General) Regulations 1996, Regulation 15 and 16?

Response: Yes

Comments: Tender Opening is registered and conducted by two authorised officers.

r. 16

No response required. This is covered by r. 15.

r. 17

Did the information recorded in the local government's tender register comply with the requirements of the Local Government (Functions and General) Regulations 1996, Regulation 17 and did the CEO make the tenders register available for public inspection and publish it on the local government's official website?

Response: Yes

Comments: Open Public Tenders are registered and published on the City’s website

r. 18(1) and (4)

Did the local government reject any tenders that were not submitted at the place, and within the time, specified in the invitation to tender?

Response: N/A

Comments: In the 2025 period the City did not reject any tenders that were not submitted at the place, and within the time, specified in the invitation to tender.

Were all tenders that were not rejected assessed by the local government via a written evaluation of the extent to which each tender satisfies the criteria for deciding which tender to accept?

Response: Yes

Comments: Tenders that have not been rejected under sub regulation (1), (2), or (3) are assessed by the City by means of a written evaluation of the extent to which each tender satisfies the criteria for deciding which tender to accept and it is to decide which of them (if any) it thinks it would be most advantageous to the local government to accept.

r. 19

Did the CEO give each tenderer written notice containing particulars of the successful tender or advising that no tender was accepted?

Response: Yes

Comments: Each tenderer is notified via email with a letter attached advising the outcome of the tender.

r. 21

Does the local government's advertising and expression of interest processes for limiting who can tender comply with the requirements of the Local Government (Functions and General) Regulations 1996, Regulations 21 and 22?

Response: Yes

Comments: Expression of Interest process is administered the same way as the Open Public Tender

r. 22

No response required. This is covered by r. 21.

r. 23

Did the local government reject any expressions of interest that were not submitted at the place, and within the time, specified in the notice or that failed to comply with any other requirement specified in the notice?

Response: N/A

Were all expressions of interest that were not rejected under the Local Government (Functions and General) Regulations 1996, Regulation 23(1) & (2) assessed by the local government? Did the CEO list each person as an acceptable tenderer?

Response: N/A

r. 24

Did the CEO give each person who submitted an expression of interest a notice in writing of the outcome in accordance with Local Government (Functions and General) Regulations 1996, Regulation 24?

Response: Yes

Comments: Each respondent is notified the outcome of the EOI via email and a letter attached.

r. 24AD(2), (4) and (6)

Did the local government invite applicants for a panel of pre-qualified suppliers via Statewide public notice in accordance with Local Government (Functions & General) Regulations 1996 regulations 24AD(4) and 24AE?

Response: N/A

Comments: No Panel Contract established in the 2025 period.

If the local government sought to vary the information supplied to the panel, was every reasonable step taken to give each person who sought detailed information about the proposed panel or each person who submitted an application notice of the variation?

Response: N/A

r. 24AE

No response required. This is covered by r. 24AD(2), (4) and (6).

r. 24AF

No response required. This is covered by r. 24AD(2), (4) and (6).

r. 24AG

Did the information recorded in the local government's tender register about panels of pre-qualified suppliers comply with the requirements of Local Government (Functions and General) Regulations 1996, Regulation 24AG?

Response: N/A

Comments: No Panel Contract established in the 2025 period.

r. 24AH(1) and (3)

Did the local government reject any applications to join a panel of prequalified suppliers that were not submitted at the place, and within the time, specified in the invitation for applications?

Response: N/A

Comments: No Panel Contract established in the 2025 period.

Were all applications that were not rejected assessed by the local government via a written evaluation of the extent to which each application satisfies the criteria for deciding which application to accept?

Response: N/A

r. 24AI

Did the CEO send each applicant written notice advising them of the outcome of their application?

Response: N/A

Comments: No Panel Contract established in the 2025 period.

r. 24E

Where the local government gave regional price preference, did the local government comply with the requirements of Local Government (Functions and General) Regulations 1996, Regulation 24E and 24F?

Response: N/A

Comments: No Panel Contract established in the 2025 period.

r. 24F

No response required. This is covered by r. 24E.

I certify this is a true and accurate copy of the 2025 Compliance Audit Return, as adopted by Council at the meeting of _____ 2026.

CEO	Date
Mayor or President	Date

18 DIVISIONAL REPORTS - CITY INFRASTRUCTURE AND ENVIRONMENT

Nil

19 COUNCIL MEMBERS NOTICE OF MOTIONS OF WHICH PREVIOUS NOTICE HAS BEEN GIVEN

Nil

20 URGENT BUSINESS APPROVED BY THE PRESIDING MEMBER OR BY DECISION

Mayor L Browner announced that an item of Urgent Business had been received and consented to its consideration at the meeting.

20.1 Annual Report 24/25

Report Number	**CEO24.09.26**
Applicant	City of Nedlands
Disclosure of Interest	Nil
Voting Requirements	Absolute Majority
Authority/Discretion	Executive
Responsible Officer	Jonathan Allen - Manager Governance and Risk Management Office
Director	Paul Martin - Chief Executive Officer
Attachments	1. Annual Report 2024-2025 [**20.1.1**]

Purpose

To present the Annual Report (including the City's Annual Financial Report and the Auditor's Report) for the financial year 2024-2025; and to schedule a date for the annual Electors' General Meeting.

Officers Recommendation and Council Decision

That Council:

1. **ACCEPTS the Annual Report for the City of Nedlands, incorporating the Annual Financial Report and the Auditor's Report 2025, for the year ending 30 June 2025 (Attachment 1) with the following amendments:**
    a. **The number of employees listed as being entitled to an annual cash salary of $130,000 or more on page 52 shall be amended from '16' to '22'.**
    b. **The CEO updating some images in the document.**
2. **SCHEDULES the 2024-2025 Electors' General Meeting to be held at 5.00pm on Wednesday 11 November 2026 in the City's Council Chambers.**

Moved: Cr Jenny Mathews **Seconded: Cr Eliza Clapin**

CARRIED UNANIMOUSLY 9-0

For: **Mayor Leonie Browner, Cr Jenny Mathews, Cr Eliza Clapin, Cr Julian Coleman, Cr Rebecca Anne Coghlan, Cr Rachel Kristensen, Cr Stephen Kobelke, Cr Charles Pan and Cr Glenn Ruscoe**
Against: **Nil**

Background

In accordance with the Local Government Act 1995 (the Act), Local Governments must prepare an annual report for each financial year. That annual report must contain the content specified in Section 5.53(2) of the Act.

The City's annual report as shown at Attachment 1 (the Annual Report) outlines the progress made towards achieving the vision and objectives set out in the City's integrated Strategic Community Plan and Corporate Business Plan - '*Our Plan for the Future 2023-2033'*. It also contains the Annual Financial Report and the Auditor General's Independent Auditor's Report 2025 (the Auditor's Report).

Section 5.54 of the Act requires the annual report for a financial year to be accepted by the local government no later than 31 December after that financial year, however, if the auditor's report is not available in time for the annual report for a financial year to be accepted by 31 December, the annual report is to be accepted no later than two months after the auditor's report becomes available. The Auditors Report was received on the 7 August 2026.

Consultation

The City's Annual Report is a tool to inform all stakeholders of the City's performance and plans. Copies of the accepted Annual Report will be available to download and in hard copy.

The City is required to hold an annual Electors' General Meeting within 56 days of Council adopting the Annual Report. The City recommends that the Electors General Meeting be held on 11 November 2026, at 5pm. The City will undertake its advertising requirements for the meeting in accordance with the Act.

Strategic Implications

This item is strategically aligned to the City of Nedlands Council Plan 2023-33 vision and desired outcomes as follows:

Vision: Sustainable and responsible for a bright future

Performance
11. Effective leadership and governance.

Financial Implications

The costs of the production of the Annual Report are included within the budget.

Legislative and Policy Compliance

Ther requirements to prepare an annual report for each financial year are set out in Section 5.53(1) of the Act. Section 5.53(2)(f) of the Act specifies that the annual report is to contain the financial report of the financial year, and Section 5.53(2)(h) specifies that it must contain the auditor's report for the financial year.

Section 5.54(1) of the Act provides that the annual report for the financial year is to be accepted by the Local Government no later than 31 December after that financial year. However, Section 5.54(2) notes that if the auditor's report is not available in time for the annual report for a financial year to be accepted by 31 December, the annual report is to be accepted by the Local Government no later than two months after the auditor's report becomes available. The City received the Auditor's Report on 7 August 2026, and so the Annual Report is being brought to Council within the relevant statutory timeframe.

Section 5.55 requires the CEO to publish local public notice of the availability of the annual report as soon as practicable after the report has been accepted. Section 5.55A requires the CEO to place a copy of the report on the website within 14 days of acceptance.

Section 5.27 requires a general meeting of the electors of a district is to be held once every financial year. The date of the meeting is to be selected by the local government not more than 56 days after the local government accepts the annual report for the previous financial year.

Risk Considerations

Risk Category	Risk Rating	Comment on Risk
Compliance	Low	Acceptance of the Annual Report for 2024-25 ensures compliance with the provisions of the Act. Therefore there is a low risk in taking the course of action proposed.

Analysis and Conclusion

Should Council endorse the recommendation:

- The CEO will give local public notice of the availability of the Annual Report as soon as practicable and will place the report on the City website;
- The Annual Meeting of Electors will be convened; and
- The Annual Report will be presented at the Annual Meeting of Electors.

If Council does not endorse the recommendation, the City will be unable to comply with its statutory obligations.

Annual Report

2024-2025

City of Nedlands



Welcome to the 2024-2025 Annual Report

The City of Nedlands is proud to present our Annual Report for the financial year ending 30 June 2025.

This report is a public document that provides the disclosure requirements outlined in the State Government of Western Australia *Local Government Act 1995*.

The report outlines the City's financial and operational performance for the year, against our Council Plan.

It is the aim of the City to meet the ever-changing needs and expectations of the community, as is detailed throughout the Annual Report.

ACKNOWLEDGEMENT OF COUNTRY

The City of Nedlands acknowledges the traditional custodians of this land, the Whadjuk people of the Noongar Nation, and pays respect to Elders both past and present.

Information in this document is accurate as at time of publishing.

Contents

Welcome to the 2024-2025 Annual Report 1
Introductory Statement by the Commissioner 4

Our City 6
Our History 6
Nedlands Today 6
Fast Facts 7

Our Council 8
About Council and the Wards 8
Council Members 9
Governance and Risk 10
Governance Framework 10
Council Decision Making Meeting Process 11
Risk Management 12
Audit 12

About the City of Nedlands 13
Our Organisation 13
Organisation Values 13
Chief Executive Officer and Executive Management Team 14
Organisational Structure 16
Workforce 17

Our Council Plan for the Future 18
Our 10 Year Vision 20
Modifications to Council Plan 2023-33 21
Our Plan 2024-2025 22

Our Strategic Pillars 23
People 23
Planet 32
Place 37
Prosperity 43
Performance 46

Statutory Reporting 52
Employee Remuneration 52
Council Member Fees, Expenses and Allowances 53
Council Member Meeting Attendance 54
Local Government Standards Panel Payments 55
Council Member Complaints 55
Modifications to Strategic Community Plan and Corporate Business Plan 56
Disability Access & Inclusion 56
Trading Undertakings 56
Land Transactions 56
Capital Grants, Subsidies and Contributions 56
National Competition Policy and Competitive Neutrality 57
Record-Keeping Statement and Plan 57
Record-keeping Statement 57
Record-keeping Plan 57
Information Management Systems 58
Training and Awareness 58
Freedom of Information 58

Financials 59
Understanding the Financial Statements 60
Independent Auditors Report 62
Financial Report 65

Introductory Statement by the Commissioner

The Commissioners commenced at the City of Nedlands, following the resignation and dismissal of the Council, and were sworn into office on 25 July 2025.

On behalf of the City of Nedlands, it is my pleasure to present the Annual Report for the 2024/2025 financial year. I joined the City as the Chair of Commissioners, since July 2025 we have promoted fresh ideas and energy, with an early focus on financial sustainability, good governance and strategic planning. Our strong 'back to basics' approach has resulted in making changes that will assist in strengthening the services and operations of the City well into the future.

In 2025 the Fyfe Gazebo in Dalkeith was fully rebuilt and re-opened to the public. The City of Nedlands extends its sincere gratitude to the Fyfe family for their generous support in restoring the Shirley Fyfe Gazebo in Dalkeith.

This much-loved local landmark was built in the inter-war period between World War One and World War Two.

Shirley Fyfe was a cherished member of the Dalkeith community. As a founding member and Honorary Life Member of Men of The Trees WA, Shirley participated in countless tree planting events across Perth and regional WA. In 1999, following her passing in 1996, the previously unnamed park in Waratah Avenue was officially named the Shirley Fyfe Park, in recognition of her services to the community through active participation in so many charities and organisations. Today, the Gazebo that sits in the park, is a reminder of how valuable your contributions are to the betterment of our community.

David Caddy
Chair Commissioner

> "Our strong 'back to basics' approach has resulted in making changes that will assist in strengthening the services and operations of the City well into the future.

Our City

Our History

On 1 July 1959 Nedlands was declared a City by the Governor, Sir Charles Gairdner after years of petitioning by the Nedlands Road Board. It had been a long time since its first resident, Adam Armstrong, settled in the area in September 1831. At first the Armstrongs used a tent and brushwood hut as their home but later built a four-room cottage and named it after the town of Dalkeith in Scotland.

According to Council minutes from 2 July 1959, 300 ratepayers packed into Dalkeith Civic Hall to hear the proclamation to form a City. John Charles Smith became the first Mayor and would go on to dedicate 43 years of his life to the local government of Nedlands.

Since then, the City of Nedlands has been led by 13 Mayors and has celebrated 67 years of service delivery to our community.

Nedlands Today

The City of Nedlands is located seven kilometres west of the Perth CBD, it is situated within the prosperous western suburbs. The City is comprised of four Wards: Coastal Ward, Hollywood Ward, Melvista Ward and Dalkeith Ward. More than 22,000 people call the City of Nedlands home.

Stretching from the banks of the Swan River to the shores of the Indian Ocean, the City of Nedlands provides residents with a relaxed and abundant lifestyle.

The City includes the suburbs of Nedlands, Dalkeith, Mt Claremont, Swanbourne, Karrakatta, along with parts of Floreat and Shenton Park.

Located on Whadjuk Nyoongar Boodja, the local lands and waterways provided abundant food and shelter for the Mooro peoples, a sub-group of Nyungar peoples, for 45,000 years. Nanulgurup, the shoreline along Birdwood Parade Reserve, was a meeting place and Traditional Custodians established early tracks that became Stirling Highway, Princess Road, Gugeri Street, and Victoria Avenue. Europeans settled in the area in 1831, mainly as farmers. In the 1850-60's, Colonel John Bruce invested in the area for his son Edward, known as Ned, and creating "Ned's lands". The late 1800's and early 1900's saw the continued development of Nedlands as an important transportation route and a preferred location for hospitals, defence, and educational institutions.

Many significant community and public purpose facilities continue to be in the area, such as Hollywood Private Hospital, Irwin Barracks, Shenton College, HBF Stadium, West Metro Recycling Centre and Karrakatta Cemetery. With natural vegetation ranging from coastal shrublands and grasslands, to Banksia, Marri, Jarrah and Tuart woodlands. These areas provide important habitat and ecological linkages for local flora and fauna, including Carnaby's Black-Cockatoos and Forest Redtailed Black-Cockatoos. The City ensures that these areas are protected and preserved for all to enjoy, explore and admire.

Fast facts

22,132 People

8,369 Dwellings

5,950 Families

2 Average number of cars per household

1.9 Average number of children per family

Female **50.7%** Male **49.3%**

43 Median age

$3,500 Median monthly mortgage repayments

$3,226 Median weekly household income

$520 Median weekly household rent

39.9% Both parents born overseas

Top languages spoken other than English

Mandarin, Cantonese, Italian, French and Indonesian.

Community Services Facilities

Libraries: 2

Childcare Facilities: 1

Population Projections

2050: 31,000-34,000

(Estimate – based on State Government-driven urban dwelling infill target of 4,400 new dwellings by 2050).

Dwellings Projections

By 2050, an additional 4,400 new dwellings – State Government-driven urban dwelling infill target.

Data above as at 2021 Census.

Our Council

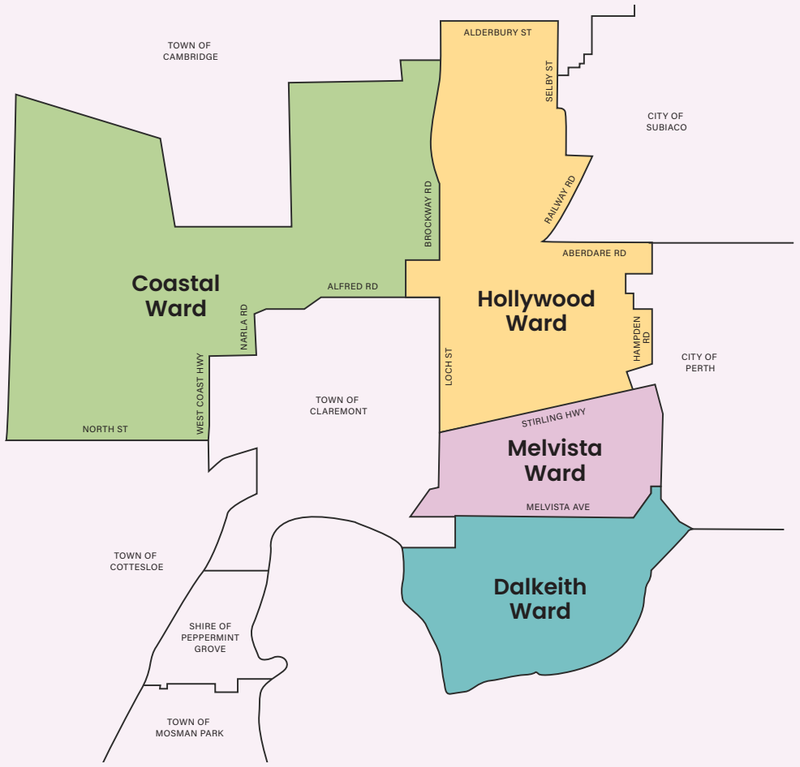

About Council and the Wards

At the end of the 2024-2025 financial year, the City of Nedlands Council was comprised of eight Council Members and a Mayor.

Council Members are elected to represent their Council Ward. Each of the City's four wards are represented by two Council Members and the Mayor is elected to represent the entire electorate.

Council Members 2024-2025

Fiona Argyle,
Mayor

Kerry Smyth,
Deputy Mayor, Coastal Ward

Hengameh Amiry,
Coastal Ward

Noel Youngman,
Dalkeith Ward

Fergus Bennett,
Dalkeith Ward

Rebecca Coghlan,
Melvista Ward

Blane Brackenridge,
Melvista Ward

Ben Hodsdon,
Hollywood Ward

Melanie Pollard,
Hollywood Ward

Governance and Risk

The Local Government Act 1995 sets out the general function of local government, which is to provide for the good government of people in their district (Section 3.1).

The Council is the local government's governing body and is responsible for the performance of the local government's functions (Section 2.7). This includes setting policies, allocating resources, determining services, and planning strategically for the future of the district.

To support this role, the Act requires each local government to "plan for the future" through integrated strategic planning (Section 5.56). The section "Our Council Plan for the Future" provides an overview of the Council Plan.

Governance Framework

The City of Nedlands Governance Framework Policy sets out the Council's decision-making process including meeting structures and cycle, to provide for better transparency, efficiency, participation and statutory compliance.

The policy's key objectives aim to ensure:

- Council Members are engaged in the development of strategy and policy from initiation to adoption.
- Council Members are provided with accurate, relevant and timely information by the Chief Executive Officer (CEO) to inform quality decision-making.
- Community members can participate in the decision-making process and have access to information used to inform Council decision.

A copy of the Governance Framework, detailing the Council decision making process as shown below, can be accessed on the City of Nedlands website.

> "The City of Nedlands Governance Framework Policy sets out the Council's decision-making process including meeting structures and cycle, to provide for better transparency, efficiency, participation and statutory compliance.

Council Decision Making Meeting Process

1	**First Tuesday** of the month	**Concept Forum** **Closed to public** 5.30pm - 7.30pm	**To discuss** • Complex matters • Review and performance measurement of strategies • Other matters supported by 3+ Councillors
	Agenda, briefing and discussion papers added to Councillor portal by COB Friday before 1st Tuesday of month.		
2	**Second Tuesday** of the month	**Agenda Forum** **Open to public** 6pm start	Opportunity for Council Members to ask questions and seek information on items to be considered at the forthcoming Ordinary Council Meeting Members of the public may make presentations or ask questions on items contained within the agenda
	Agenda added to Councillor portal and City's website by COB Thursday before Agenda forum.		
3	**Third Tuesday** of the month	**Concept Forum** **Closed to public** 5.30pm - 7.30pm	**To discuss** • Complex matters • Review and performance measurement of strategies • Other matters supported by 3+ Councillors
	Agenda added to Councillor portal and City's website by COB Thursday before Agenda forum.		
4	**Fourth Tuesday** of the month	**Ordinary Council Meeting** **Open to public** 6pm start	Council Members to consider items on the agenda comprising of officer's reports and recommendations Members of the public may make presentations or ask questions on items contained within the agenda
	Agenda added to Councillor portal and City's website by 2pm Friday before OCM		

* December OCM is held on 3rd Tuesday of month | No OCM in January | No OCM in October of ordinary election year

Risk Management

Risk management is an integral part of good management practice. It is also an essential element of sound corporate governance. Strategic and operational risks such as those associated with health and safety, financial, customer, social/cultural heritage, reputation, environment, as well as legal and compliance are all considered by leadership when making decisions or providing services and projects to the community.

The City is committed to maturing the risk management function to enable more robust corporate planning, decision-making and continuous business improvement in corporate performance. Council approved a Risk Management Framework, Risk Management Policy and adopted a Strategic Risk Register during the 2024-25 financial year.

Audit

Two internal audit reports supplied by Moore Australia (WA) Pty Ltd were presented to the Audit and Risk Committee in 2024/25, theses being Complaints and Procurement.

A tender was awarded to KPMG at the 27 May 2025 Ordinary Council Meeting appointing KPMG for Internal Audit Services for the period of 1 July 2025 to 30 June 2028.

The City is committed to maturing the risk management function to enable more robust corporate planning, decision-making and continuous business improvement in corporate performance.



About the City of Nedlands

Our Organisation

The Chief Executive Officer (CEO) is responsible for the management of the City of Nedlands administration. The CEO provides overall strategic direction and leadership as well as the coordination of operations. Along with the Directors and staff, the CEO actions Council decisions by developing and implementing the Council's resolutions.

Organisation Values

Accountability	We conduct our business and all our services in an open, transparent and financially responsible manner.
Partnership	We work together for the benefits of the community.
Fairness	We provide consistent, fair and unbiased treatment for the whole the community.

Chief Executive Officer and Executive Management Team

At end of 2025

Office of the Chief Executive

The Office of the Chief Executive develops and implements strategic plans that enable the organisation to deliver the community's vision and aspirations. It is responsible for Council Member liaison, Strategic Planning and Projects, Governance, Legal, Risk Management, Human Resources, Communications and Engagement. It is also responsible for Community Development and Community Service Centres.

(Since October 2025 the City of Nedlands has had an Acting Chief Executive Officer, Arthur Kyron).

Keri Shannon
Chief Executive Officer

Appointment
13 May 2024

Supporting the CEO is the Executive Management Team (EMT):

Corporate Services Directorate

The Corporate Services Directorate is responsible for corporate matters and provides services to internal teams. This includes General Financial Services, Land and Property, Information, Communication and Technology (ICT), and Information and Record Management. It is also responsible for Customer Services, which facilitates both internal and external community interactions.

Customer service is a strong focus of the City, work has progressed on strategies to improve messaging and response times to all residents and communities.

Amanda Alderson
Director Corporate Services

Appointment
2 September 2024 – 6 June 2025

Planning and Development Directorate

The Planning and Development Directorate performs research and creates the plans required to deliver a liveable, prosperous and sustainable City. It is responsible for Strategic and Statutory planning, Building Services, Environmental Health, Environmental Conservation, Sustainability and Ranger Services.

Bruce Thompson
Director Planning and Development

Appointment
6 December 2024

Technical Services Directorate

The Technical Services Directorate designs, constructs, manages and maintains infrastructure, buildings, fleet assets and the City of Nedlands' public spaces. It is responsible for City Projects, Civil Maintenance, Building Maintenance, Asset Management, Transport and Development, Fleet Management, Parks Maintenance and Arboriculture.

Santosh Amasi
Director Technical Services

Appointment
6 January 2025

Organisational Structure

Detailed below is the City of Nedlands organisational structure by Directorate and Service Team.

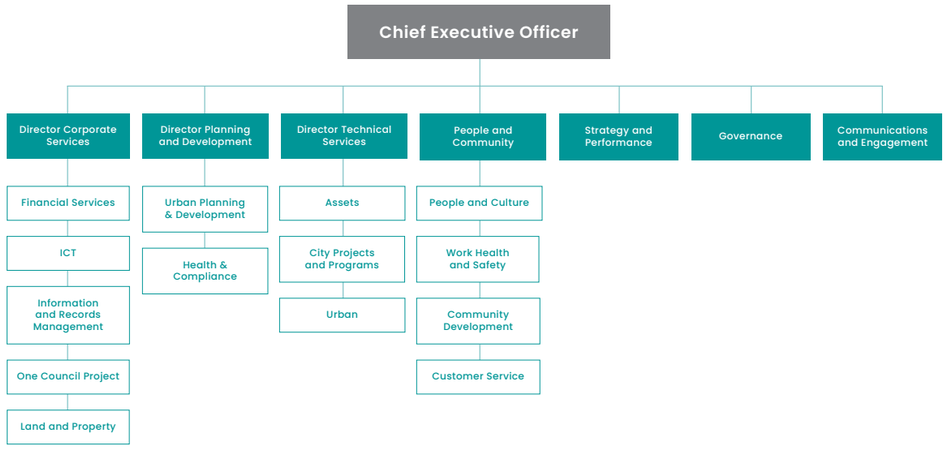

Source: *"Our Plan for the Future - City of Nedlands - Council Plan 2023-24"* pages 52- 54

Workforce

Total number of employees on the payroll system as of 30 June 2025 was **157**

Headcount

111 Full time employees

26 Part time employees

20 Casual employees

Employee Demographics (%)

Female employees
54.1%

Male employees
45.9%

Female employees in management
46.2%

Male employees in management
53.8%

First Nations People
0%

Employees with disability
0.6%

Employees from culturally diverse backgrounds
26.1%

Employees by age (%)

Under 25	9.5%
25-34	21.7%
35-44	21.7%
45-54	25.5%
55-64	18.4%
65 and over	3.2%

Please note: Percentages above are rounded up.

Our Council Plan for the Future

Western Australian Local Governments are required to 'plan for the future' (*Local Government Act 1995* Section 5.56) and prepare a 'strategic community plan' and a 'corporate business plan' (*Local Government (Administration) Regulations 1996 19BA*).

Our Plan for the Future, City of Nedlands Council Plan 2023-33 (Council Plan) was adopted by Council on 28 November 2023 and includes both the City's *Strategic Community Plan (SCP)* and the *Corporate Business Plan (CBP)*.

The City's SCP sets out the City's purpose, 10-year vision, and outcomes; and the CBP, outlines the priorities to address these, and details planned services and actions across a four-year period.

OUR PURPOSE

The City of Nedlands exists to meet the needs of current and future generations through an integration of environmental protection, social advancement and economic prosperity.

Our 10 year vision

To be sustainable and responsible for a bright future.

The Council Plan reflects this sustainability commitment in the City's vision and the 12 desired outcomes across the strategic pillars of people, planet, place, prosperity and performance.

People	We are a harmonious, inclusive, and healthy community where people enjoy living through different ages and life-stages.
Planet	We live sustainably within the natural environment, clean and green, with a healthy, growing urban forest.
Place	We are growing and developing responsibly to enhance our lifestyle, unique heritage and character, and beautiful parks and gardens.
Prosperity	We are a smart, connected community with access to quality life-long learning opportunities and vibrant town centres.
Performance	We have collaborative leadership, working with the community and key stakeholders to strengthen overall quality of life.

Modifications to Council Plan 2023-33

Local Governments are required to detail any modifications made to their Strategic Community Plan (SCP) or Corporate Business Plan (CBP) in their Annual Report (Local Government (Administration) Regulations 1996 19B.(k)).

No modifications were made to the City of Nedlands Council Plan 2023-33, SCP, and no significant modifications were made to the CBP, in 2024/25.

In August 2024 the Council did, however, resolve to cease a service listed in the Council Plan: the direct delivery of childcare services at the Point Resolution Child Care Centre (and investigate the lease of the facility instead) (OCM-27-08-24).

Our Plan 2024-2025

Our Plan for the Future – *City of Nedlands Council Plan 2023-2033*, sets out a program of planned services and actions (CBP), to address envisioned outcomes and objectives (SCP), across a four-year period, with the first year 2023/24.

Whilst the *Corporate Business Plan* (CBP) was not reviewed, by Council, for 2024/25, the following sections reflect on the planned actions and services in the adopted *Council Plan 2023-33* (OCM-28-11-2023); with each section aligning to a Council Plan strategic pillar and detailing, for 2024/25, the:

- envisioned outcomes and objectives,
- list of supporting services and sub-services,*
- service area key points,**
- progress of *Council Plan* Actions (initiatives) ,*** and
- plans for the implementation of *Council Plan* Actions in future years.***

In 2023, the City of Nedlands conducted a community survey to gather feedback on City services. The results can be found in the Council Plan 2023-2033 (available on the City's website). The next community survey is planned for 2026/27.

* Services are listed in the adopted *Council Plan 2023-33* (OCM-28-11-2023) and sub-services in the City of Nedlands Draft 2023/24 Service Plans, available on the City's website (Corporate Documents) .

** Service Area key points were collated by Communications and Engagement, from City Officer reports, and confirmed by Directors.

*** As per the report on 'Council Plan Update' on Actions in 2024/25, received by ARIC on 6 August 2025, and minutes received by OCM on 17 September 2025.

People

We are a harmonious, inclusive, and healthy community where people enjoy living through different ages and life-stages.

Outcomes and Objectives

1. Art, culture and heritage are valued and celebrated
1.1 Grow participation in the arts, cultural activities, and community events.
1.2 Recognise and celebrate local First Nations peoples, places and stories.
1.3 Preserve and showcase local history and heritage.
2. A healthy, active and safe community
2.1 Facilitate community health and wellbeing.
2.2 Grow participation in sport and recreation activities.
2.3 Grow participation in volunteering.
2.4 Encourage the responsible ownership of pets.
2.5 Provide safe community spaces.
3. A caring and supportive community for all ages and abilities
3.1 Support the health and wellbeing of families and children.
3.2 Support young people to flourish.
3.3 Support people to age safely, happily, with dignity and respect.
3.4 Advance opportunities, community participation and quality of life for people with disability.

Service Area and Sub-Services 2024/25:

Community Development

- Reconciliation
- Disability access and inclusion
- Public art

Key points

- In May 2025, the City became a participating Council in the Hidden Disabilities Sunflower Initiative (HDSI). The HDSI is a program that delivers training and information to support staff in providing the best customer service to community members who have non-visible disabilities.
- In April 2025, the City adopted the Public Art Strategy which provides a strategic vision for the provision of public art across the City.

Community Programs and Events

- Community programs
- Community events
- Community grants
- Citizenship services
- External event approvals

Key points

- Citizenship Ceremonies to welcome and celebrate new Australian Citizens were held in January, May and September.
- 87 City of Nedlands residents were welcomed as Australian Citizens.
- 200 community members attended the 2025 Anzac Day Ceremony held in partnership with the Nedlands RSL.
- Community Grants were provided to 12 community groups for events to a total of $4900, supporting events like the Melon Hill Community Picnic, Western Australian Association of the Deaf Quiz Night, Sporting Club Open Days and local street parties.

Sport and Recreation Services

- Reserve bookings
- Facility usage
- Community Sport and Recreation Facilities Fund
- Sports club liaison

Key points

- Provides point-of-contact for the City's sporting clubs, enables the City's 34 sporting clubs orderly use of City facilities and secures grant funding for the upgrade of sporting facilities.

Tresillian Arts Centre

- Exhibitions
- Courses
- Facility lease and hire

Key points

- The Tresillian Art Centre Customer Satisfaction Surveys delivered in Term 2 and Term 4 returned a 92.5% satisfaction rating, which demonstrates the success of our operations at Tresillian.
- 3,300 community members attended courses at Tresillian Arts Centre.
- Art History series presented by Emeritus Professor Richard Read covering Diego Velasquez and the Spanish Court, the Invention of Baroque Rome and the Modern Circulating City. The final presentation What is a painting? A long-distance contrast between: Ducio's Maesta (1308) and Edward Hopper's Self Portrait (1925-30) capped off an exciting program.
- 2024-25 program included:
  - Sea-Change: Wildflowers, Weeds and Seagrass, a solo exhibition featuring Rhonda Breen
  - Naked: Twelve artist group exhibition
  - The Magic of Colour: Solo exhibition by Elizabeth Law
  - North, 3 Years in the Kimberley: Michael MacRae solo exhibition
- 7 artists based their professional practice at Tresillian Art Centre, in dedicated artist studios: Judy Rogers, Angela Davis, Annemieke Mulders, Valerie Glover, Bee KC Tan, Pip Hoy, and Caroline Marinovich.
- Tyrell's Café located at Tresillian was opened every day during the term dates.

Youth Development

- Youth events and activities
- Youth grants
- Children's events and activities
- School pools subsidy
- School holiday programs

Key points

- 14 Individual Youth Grants were issued to a total of $3,100 for young community members seeking funding to attend local, national and international programs in the areas of sport and community.

Volunteer Services

- Volunteer services
- Volunteer appreciation event.

Key points

- Over 80 volunteers gave their time, knowledge and skills to extend services for our community.
- Over 3900 hours were contributed by the City of Nedlands volunteers to extend crucial services to the local community.
- According to Volunteering WA, each volunteer hour is valued at $48.01, which means the City of Nedlands volunteer have contributed over $190,000 to the community.
- Volunteers contributed to the delivery of services at Tresillian Arts Centre, Nedlands and Mt Claremont libraries, Bushcare, Local Studies archives, Positive Ageing Program, and the Public Art Committee.

Childcare Services – Discontinued 2024/25

In August 2024 the City discontinued the Commonwealth accredited, open plan (mixed-age groups) long day care for children from eight months to six years, at the Point Resolution Childcare Centre.

Environmental Health

- Public health planning
- Food businesses
- Personal appearance establishments
- Mosquito and rodent control
- Public building
- Trading in public places
- Recreational water quality
- Aquatic facilities
- Noise assessment and monitoring
- Event management
- Environmental protection

Key points

- The City's first Public Health Plan, aligned with the Public Health Act 2016, was developed and published (OCM 23 July 2024).
- Conducted over 430 health inspections to ensure the safety of the community.
- Registered 22 new food businesses.
- Continued collaboration with Western Suburbs Organisation of Council Local Governments to manage mosquitos via seasonal surveillance and public messaging.

Ranger Services

- Parking compliance
- Local Law (various) compliance
- Emergency Management (prevention, preparedness, response and recovery).
- Animal management and control

Key points

- In 2024 the City of Nedlands Ranger Team were awarded the 2024 Ranger Team of the Year by the WA Rangers Association, recognising their outstanding teamwork and commitment to the community.
- Former Ranger, Jessica Wotherspoon received a 10-year service medal and the overall Ranger of the Year Award.

Council Plan Actions: Status 2024/25 and Plans for 2025/26

- ● Complete/complete for year
- ● Progressing as planned
- ● Not progressing as planned
- ▶ Continue/start in 25/26 or future year

No.	People - Actions: Status 2024/25 and Plans for 2025/26 ***	Status 24/25	Plans 25/26
1.1.1	Develop a Public Art Strategy to articulate the direction for public art in the local area.	●	
1.1.2	Complete a review of the City's Events Program to deliver recommendations to activate the foreshore and local parks with a range of family friendly, inclusive activities and events.	●	▶
1.2.1	Develop a Reflect: Reconciliation Action Plan (RAP), the first of four plans in Reconciliation Australia's RAP Framework.	●	▶
1.3.1	Update the Local Heritage Survey and list of places the City deems are, or may become, of heritage significance.	●	▶
1.3.3	Investigate and cost options for a Heritage Circuit with informative signage and plaques to raise awareness of local history and heritage. Consider opportunities to collaborate with neighbouring councils.	●	▶
1.3.4	Advocate for heritage and activation works to be completed at the Sunset Precinct, Jutland Parade.	●	▶
2.1.1	Develop a Local Public Health Plan in accordance with statutory requirements in the Public Health Act 2016.	●	
2.2.1	Finalise the Strategic Active Sports Facilities Plan.	●	▶
2.2.2	Prepare the Highview Park Masterplan		▶
2.2.3	Support club plans to upgrade existing sporting facilities to provide appropriate change room facilities for all genders.	●	▶
2.2.4	Support the Claremont Junior Football Club to apply for State Government funding to upgrade reserve floodlighting at College Park to cater for growing demand for Girls AFL games.	●	▶
2.2.5	Finalise options to upgrade reserve floodlighting at David Cruickshank Reserve.	●	▶
2.2.6	Collaborate with the State Government and neighbouring councils to investigate suitable sites in Mt Claremont for mountain bike trails.	●	

2.3.1	Advertise volunteer opportunities across a broader range of communication channels and platforms to attract more volunteers of all ages.	●	▶
2.3.2	Provide an annual volunteer appreciation celebration to recognise and thank current volunteers.	●	▶
2.4.1	Develop a community engagement program to promote and encourage responsible pet ownership (Dog Local Law and Cat Local Law 2021).	●	▶
2.4.3	Review and improve the process for raising and addressing animal complaints, mediating disputes, and enforcing regulations.	●	▶
2.5.1	Provide a campaign to improve community awareness of safety and security initiatives.	●	▶
2.5.2	Investigate potential savings and capacity to improve service levels of street lighting through the City's ownership of streetlights.	●	▶
3.1.1	Map existing facilities, services, events and activities for children aged 0-14 years, identify local needs and gaps, and update the Council Plan at the next review with agreed recommendations.	●	▶
3.2.1	Map existing facilities, services, events, activities and volunteer opportunities for young people aged 15-24 years, identify local needs and gaps, and update the Council Plan at the next review with agreed recommendations.	●	▶
3.3.1	Map existing facilities, services, events, activities and volunteer opportunities for seniors, identify local needs and gaps, and update the Council Plan at the next review with agreed recommendations.	●	
3.3.2	Extend the Positive Ageing Program to deliver more activities across the City of Nedlands.	●	▶
3.4.1	Review and update the Disability Access and Inclusion Plan.	●	▶
3.4.2	Identify opportunities to improve universal access to Council facilities and reserves (i.e. self-opening doors, ramps, sealing footpaths and accessways, parking, beach, and river access etc).	●	▶

Planet

We live sustainably within the natural environment, clean and green, with a healthy, growing urban forest.

Outcomes and Objectives

4. Healthy and sustainable ecosystems
4.1 Conserve, restore and enhance local biodiversity and natural assets, including the river foreshore, coastline and remnant bushland.
4.2 Grow the urban forest.
5. Climate resilience
5.1 Encourage the adoption of sustainable practices to work towards zero waste and being carbon neutral.
5.2 Strengthen adaptive capacity to climate-related hazards and natural disasters.

Service Area and Sub-Services 2024/25:

Environmental conservation

- Bushland management
- Volunteer programs
- Feral animal management
- Bush fire risk management
- Groundwater monitoring
- Community engagement and events
- Water conservation

Key points

- Remained well within our regulatory groundwater allocation, following deliberate water conservation measures undertaken in spring.
- Officially achieved Waterwise Gold Status on 7 May 2025

Sustainability

- Community sustainability promotion
- Sustainable living programs
- Energy and greenhouse management

Key points

- Hosted a Water Sensitive Index Benchmarking workshop, with internal and external stakeholders on 29 October 2024.

Aboriculture

- Tree maintenance services
- Tree planting services

Key points

- Planted 536 street trees and 35 park trees.
- Planted 537 trees in road reserves and parks
- Planted 15 trees in Blenheim Lane Sump
- Secured $107,000 grant funding for replacement of 95 trees removed by DPIRD
- Managed the infestation of the Polyphagous Shot-Hole Borer in line with requirements from the DPIRD

Waste Services

- Residential and commercial waste collection
- Waste education
- Graffiti removal
- Public bin management

Key points

- By diverting over 63% of waste from landfill, the City remains a statewide leader, consistently ranking among the top three local governments for resource recovery performance.
- Collected 4,940 tonnes of FOGO (food and garden organics) —a 1.05% increase over last year—and diverted it from landfill to be processed into AS4736-certified soil conditioner, directly supporting a local circular economy.
- Reflecting our pride in environmental leadership, we delivered free waste education programs and school Clean Up events to engage our youngest residents in the circular economy.
- Maintained a 48-hour graffiti removal service for public spaces and areas visible from public spaces.

Council Plan Actions: Status 2024/25 and Plans for 2025/26

- ● Complete/complete for year
- ● Progressing as planned
- ● Not progressing as planned
- ▶ Continue/start in 25/26 or future year

No.	Planet - Actions: Status 2024/25 and Plans for 2025/26 ***	Status 24/25	Plans 25/26
4.1.1	Prepare a Coastal Hazard Risk Management and Adaption Plan for the river foreshore and coastline.	●	▶
4.1.2	Review and update the City Greenway Policy.	●	▶
4.1.3	Review and update bushland management plans.		▶
4.2.1	Review and update the Urban Forest Strategy (2024-34).	●	▶
4.2.2	Implement the Tree Planting Program.	●	▶
5.1.1	Prepare a Sustainability Strategy to guide the City's adoption of sustainable practices, improve community awareness and adoption of sustainable practices, and report on progress against key performance indicators via a Sustainability Dashboard Report.	●	▶
5.1.2	Collaborate with key stakeholders to develop an Electric Vehicle Charging Network Plan.	●	▶
5.1.3	Improve water management practices to achieve Gold Waterwise Status by 2025/26.	●	▶
5.1.4	Assess and implement a new contract for improved bulk waste collection services.	●	▶
5.2.1	Develop a Stormwater Management Plan.	●	▶
5.2.2	Deliver drainage remediation as planned in the Capital Works Program and keep the community informed about progress.	●	

Place

We are growing and developing responsibly to enhance our lifestyle, unique heritage, character, and beautiful parks and gardens.

Outcomes and Objectives

6. Sustainable population growth with responsible urban planning
6.1 Responsible planning and development to enhance liveability and the area's unique character.
7. Attractive and welcoming places
7.1 Provide quality community buildings, halls and toilets.
7.2 Enhance playgrounds, parks and reserves.
7.3 Provide beautiful, well-maintained streetscapes.
8. A city that is easy to get around safely and sustainably
8.1 Encourage more people to walk, ride or use other forms of active transport.
8.2 Encourage greater use of public and shared transport.
8.3 Deliver an efficient, safe and sustainable road network.
8.4 Effectively manage parking supply and affordability.

Service Area and Sub-Services 2024/25:

Strategic Urban Planning

- Planning strategy and scheme
- Urban planning policy
- Precinct planning
- Heritage planning

Key points

- Percent for Art Policy adopted in April 2025, aligns with the Public Art Strategy and Master Plan.
- LPP 3.4 Tree Retention Policy for R25 -R80 adopted in May 2025

Statutory Urban Planning

- Development assessment
- Development compliance
- Statutory Policy formulation
- Design Review Panel administration.

Building Services

- Shared services with other local governments
- Development compliance
- Building application assessment
- Swimming pool inspections

Key points

- All building permit application assessed on time.
- 335 Building permits issued.
- 33 Demolition permits issued.
- Shared Services carried out certifying all uncertified Building Permit Applications for the Shire of Peppermint Grove.

Park Services

- Turf services
- Landscape services
- Irrigation services

Key points

- Ongoing management of Chilli Thrip in City-wide gardens
- Hosted the Urban Forest Community Engagement Workshop on 28 March 2025
- Officially achieved Waterwise Gold Status on 7 March 2025
- Hosted the Urban Forest Strategy Forum, with internal and external stakeholders
- Refurbished a further 4 garden beds at the Peace Memorial Rose Garden

Transport and Development

- Technical review – planning and building applications
- Traffic and transport planning
- Traffic management plan review
- Road safety

Civil Maintenance

- Road network (including rights of way/laneways)
- Path network
- Drainage network
- Bus shelters
- Parking signs and lines

Asset Management

- Asset management
- Capital works project planning
- Capital works project budgeting

City Projects and Programs

- Capital works planning
- Capital works design
- Capital works procurement
- Capital works construction

Building Maintenance

- Building capital works projects.
- Building maintenance
- Building security

Key points

- Electrical ducting to perimeter walls to future proof long term usage
- Refurbished old records room into a purpose-built training room.
- Moveable furniture installs to suit office layout options.

Council Plan Actions: Status 2024/25 and Plans for 2025/26

- ● Complete/complete for year
- ● Progressing as planned
- ● Not progressing as planned
- ▶ Continue/start in 25/26 or future year

No.	Place - Actions: Status 2024-25 and Plans for 2025-26 ***	Status 24-25	Plans 25/26
6.1.1	Review the Local Planning Framework in collaboration with the community and State Government to agree on an approach for responsible and sustainable development that meets local community needs.	●	▶
6.1.2	Progress Scheme Amendment 13 - Stirling Highway and related policies to introduce limits on building heights.	●	▶
6.1.3	Develop a Planning Policy to mandate sustainable practices in new builds.	●	▶
6.1.4	Prepare the Mt Claremont Masterplan to resolve land use within and surrounding the Subiaco Wastewater Treatment Plant odour buffer and Graylands Hospital.	●	▶
6.1.5	Prepare an Integrated Transport Strategy, in consultation with the community and neighbouring councils to meet needs in relation to paths, cycleways, roads, parking, and public transport.	●	▶
6.1.6	Complete a customer experience review to improve the planning and building approval process through to building completion, for all stakeholders.	●	▶
7.1.1	Develop a Land Asset Optimisation Strategy to identify opportunities to improve, rationalise or share community assets to ensure sustainable and optimal use of Council assets and resources.	●	▶
7.1.2	Develop a business case for the future operations of the buildings in the Lawler Park precinct with consideration for sport, performing arts and culture, and community meeting space.	●	▶
7.2.1	Implement the preferred developer contribution model (cash in-lieu of land for public open spaces).	●	▶
7.2.3	Develop Foreshore Masterplan to improve social, economic and environmental outcomes.	●	
7.2.4	Upgrade the playground in front of the Shorehouse, Swanbourne.	●	▶

7.2.5	Prepare a Concept Plan for the Loreto Primary School site with consideration for the community's aspirations.	●	▶
7.2.6	Partner with the Metropolitan Cemeteries Board to investigate ways to improve amenities and safety around Karrakatta Cemetery.	●	▶
7.3.1	Install underground power in Hollywood East, Nedlands West and Nedlands North precincts.	●	▶
7.3.2	Develop a Waterwise Nature-strip Program.	●	▶
7.3.3	Refer to the City's Urban Forest Strategy for further actions related to street trees.	●	▶
8.1.1	Advocate for an underpass, traffic trench or similar solution across Stirling Highway to improve connectivity and safety for pedestrians and cyclists.	●	▶
8.1.2	Implement planned improvements to footpaths and cycleways as listed in the Capital Works Program.	●	▶
8.2.1	Advocate for improvements in public transport services, and initiatives to increase commuter awareness and usage across the City.	●	▶
8.3.1	Undertake a comprehensive traffic modelling study to be used proactively with future developments, including proposed developments at the Captain Stirling site.	●	▶
8.3.2	Complete planned roadworks as described in the Capital Works Program.	●	▶
8.3.3	Progress plans and seek funding to upgrade lane ways systematically across the City of Nedlands.	●	▶
8.4.1	Develop a Parking Strategy to manage growing demand and traffic congestion.	●	▶

Prosperity

We are a smart, connected community with access to quality life-long learning opportunities and vibrant town centres.

Outcomes and Objectives

9. A vibrant local economy

9.1 Revitalise commercial areas to retain, support and attract businesses.

10. Active participation in education and life-long learning

10.1 Facilitate access to quality education and lifelong learning opportunities for all.

Service Area and Sub-Services 2024/25:

Library Services

- Library services (and Library Bus)
- Local studies

Key points

- Nedlands and Mt Claremont libraries offer safe, multi-purpose spaces for a range of ongoing activities including IT help, Baby Rhyme Time (ages 0-2), Music Time (ages 2-3), Story Time (ages 3-5), book clubs, a range of events and a Justice of the Peace service
- Over 7080 community members attended 878 library hosted events and 1950 for school holiday events
- 360,706 physical items issued, reserved and renewed
- 89,595 visits to our libraries
- 921 new members registered for the Nedlands Library Service
- 12,785 Family History datasets searches and records accessed
- 117,319 eResource loans

Council Plan Actions: Status 2024/25 and Plans for 2025/26

- ● Complete/complete for year
- ● Progressing as planned
- ● Not progressing as planned
- ▶ Continue/start in 25/26 or future year

No.	Prosperity - Actions: Status 2024/25 and Plans 2025/26 ***	Status 24-25	Plans 25/26
9.1.1	Partner with the State Government and City of Perth to prepare a UWA-QEII Precinct Plan.	●	▶
9.1.2	Develop a Place Vision for the Nedlands Town Centre.	●	▶
9.1.3	Create an agreement with the City of Perth to co-create Place Plans for Hampden Rd Broadway to revitalise and activate shared village precincts.		▶
9.1.4	Develop a Place Plan for Waratah Village to revitalise and activate the community hub.		▶
9.1.5	Develop a Place Plan for Mt Claremont Shopping Precinct to revitalise and activate the community hub	●	▶
10.1.1	Undertake a review of the City's library services and propose a costed improvement program to meet current and future needs.	●	▶

The Loneliness Project

Acclaimed journalist and award-winning author Ros Thomas presented her groundbreaking research on loneliness at the Nedlands Library on Wednesday 7th May 2025.

Outside of writing, Ros is a passionate advocate for dignity in aged care, she has been an Ambassador for Alzheimer's WA and is currently Chair of the WA Government's Carers Advisory Council.

Ros Thomas' work highlights the importance of gratitude, reciprocity, altruism, enjoyment, and choice in combating loneliness. Building compassionate and generous communities is essential for addressing the widespread issue of loneliness. The event was part of the library's free entry guest speaker series.

Performance

We have collaborative leadership, working with the community and key stakeholders to strengthen overall quality of life.

Outcomes and Objectives

11. Effective leadership and governance
11.1 Strengthen Council's leadership and governance.
12. A happy, well-informed and engaged community
12.1 Effectively inform and engage the community about local services and events, key projects, consultation outcomes, Council decisions, and budget allocations.

Service Area and Sub-Services 2024/25:

Members of Council

- Council members support
- Council meeting support
- Local government elections

Governance and Legal

- Governance
- Risk management
- Legal services

Strategic Planning and Projects

- Corporate planning
- Corporate reporting
- Business improvement

Human Resources

- Recruitment
- Employee relations
- Workplace Health and Safety

Financial Services

- Accounting services
- Payroll
- Rates and other revenue
- Procurement
- Internal audit

Land and Property

- Land asset optimisation
- Land asset investment
- Property management

Key points

- 63 property agreements were managed by the City including:
  - 17 commercial
  - 5 residential
  - 12 management licences
  - 29 community community/ sporting group leases.

Information and Communication Technology

- ICT services
- ICT support
- One Council Project

Key points

- Throughout the year, the ICT team delivered essential support services, managing 3,242 requests to keep systems stable and accessible for staff and the community.
- In 2024–25, the City strengthened its digital capability through targeted improvements in cyber security, governance, and service delivery. Updated Password, Access and Account Management, Change Management, Risk Management, and Data Breach procedures enhanced organisational safeguards and clarified accountability. The City implemented key security uplifts, including multi factor authentication with number matching, geolocation blocking, and strengthened password controls.
- Progress continued on the OneCouncil program, supporting more integrated information management and improved business processes across the organisation.

Information and Records Management

- Information management
- Business continuity
- Freedom of Information
- Records management
- Information and records support

Fleet Management

- Fleet, plant and equipment management
- Fuel management
- Minor fabrication

Key points

- Fleet includes: 11 trucks, 16 utilities, 19 cars, 3 tractors, 2 out-front mowers, 1 elevated work platform, 1 bus, 1 skid steer load, 1 x 8 tonne front end loader, 3 cricket wicket rollers, various light plant
- Installed 4 electric vehicle chargers - three for public use, at the Administration Centre, Nedlands Library and Mt Claremont Library, and one at the works depot
- City started its transition to hybrid electric and battery electric vehicle, comprising, a further 2 hybrids, total now 6 and 1 battery electric.

Corporate Communications

- Community engagement
- Internal communications
- External communications
- Media
- Digital channels management

Council Plan Actions: Status 2024/25 and Plans for 2025/26

- ● Complete/complete for year
- ● Progressing as planned
- ● Not progressing as planned
- ▶ Continue/start in 25/26 or future year

No.	Performance - Actions: Status 2024/25 and Plans 2025/26 ***	Status 24/25	Plans 25/26
11.1.1	Support councillors to complete mandatory councillor training (i.e. Councillor Member Essentials Training modules with WALGA).	●	▶
11.1.2	Provide standardised Council meeting procedures, in accordance with the Local Government Reform process.	●	▶
11.1.3	Review the Council Plan annually. In accordance with statutory requirements, review Corporate Business Plan elements annually, and complete a minor desktop review of Strategic Community Plan elements once every two years, and a major review once every four years. The next major review is due in 2027/28.	●	▶
11.1.4	Update the Risk Management Framework to identify and mitigate risks.	●	▶
11.1.5	Develop an Advocacy Plan for Council to proactively partner with the State Government and other key stakeholders on issues of local significance.	●	▶
11.1.6	Review and update the Workforce Plan to ensure the City is sufficiently resourced to deliver services and projects to meet community needs.	●	▶
11.1.7	Undertake the Employee Culture Survey.	●	▶
11.1.8	Implement the One Council Platform to centralise and integrate digital systems to improve business efficiencies, customer experiences, and timeliness of communication.	●	▶
11.1.9	Develop a Strategic Project Development policy to guide the project inception and due diligence of City of Nedlands Strategic Projects.	●	▶
12.1.1	Develop a Community Engagement Charter in accordance with the Local Government Reform and as part of an overall Community Engagement Framework.	●	▶
12.1.2	Develop a Communications Agreement, in accordance with the Local Government Reform.	●	▶
12.1.3	Prepare a Communications Plan, as part of an overall Community Engagement Framework.	●	▶
12.1.4	Introduce a user-friendly online mapping tool to communicate the location and status of City projects.		▶
12.2.1	Complete an independent community survey to benchmark service levels and map community priorities, in accordance with best practice and the proposed Local Government Reform.	●	▶
12.2.2	Update the Service Plan for each team, on an annual basis, to continuously review and enhance customer service levels.	●	▶
12.2.3	Develop a Digital Transformation Strategy to improve delivery of City services on a device, time, and place of choice for customers.	●	▶

Statutory Reporting

The following section details the City of Nedlands reporting of statutory compliance requirements for the 2024-25 reporting period.

Employee remuneration

There were 16 employees entitled to an annual cash salary of $130,000 or more in 2024/25. A summary is provided below:

Annual cash salary	Number of employees
$130,000 - $139,999	2
$140,000 - $149,999	4
$150,000 - $159,999	3
$160,000 - $169,999	3
$170,000 - $179,999	2
$180,000 - $189,999	2
$190,000 - $199,999	2
$200,000 - $209,999	0
$210,000 - $219,999	0
$220,000 - $229,999	3
$230,000 - $239,999	0
$240,000 - $249,999	0
$250,000 - $259,999	0
$260,000 - $269,999	0
$270,000 - $279,999	1

*As per the Salaries and Allowances Act 1975 section 4(1) remuneration includes salary, allowances, fees, emoluments and benefits

Council Member Fees, Expenses and Allowances

In accordance with Regulation 19BD of the *Local Government (Administration) Regulations 1996*, the City reports annually on fees, expenses, and allowances paid to council members and the mayor. This information is also published on the City of Nedlands website, ensuring transparency and public accessibility.

Details for the 2024-25 financial year are presented in the table below.

Register of fees, expenses and allowances paid to elected members 2023-24

Local Government Act 1995 s 5.96A, Local Government (Administration) Regulations 1996 Reg 29C(2)(f). This register is updated to the City of Nedlands Website no later than 14 July of each Financial Year, pursuant to *Local Government Act 1995*, S5.96A and Regs 29C(2)(f)& Reg 29C(6) of the *Local Government (Administration) Regulations 1996*. The following register includes any fees, expenses or allowances paid to each council member during the financial year beginning on or after 1 July 2024 to 30 June 2025.

Elected Member	Mayoral Allowance	Deputy Mayor Allowance	Elected Members Allowance	ICT Allowance	Travel and Accommodation Allowance	Expenses that must be reimbursed*	Total
Fiona Argyle	$68,552.00	$0.00	$33,705.99	$3,500.00	$100.00	$0.00	$105,857.99
Kerry Smyth	$0.00	$17,138.00	$25,137.00	$3,500.00	$128.25	$0.00	$45,903.25
Hengameh Amiry	$0.00	$0.00	$25,137.00	$3,500.00	$100.00	$0.00	$28,737.00
Fergus Bennett	$0.00	$0.00	$25,137.01	$3,500.00	$99.99	$0.00	$28,737.00
Rebecca Coghlan	$0.00	$0.00	$25,137.01	$3,500.00	$99.99	$0.00	$28,737.00
Noel Youngman	$0.00	$0.00	$25,137.00	$3,500.00	$100.00	$0.00	$28,737.00
Blane Brackenridge	$0.00	$0.00	$25,137.00	$3,500.00	$100.00	$0.00	$28,737.00
Ben Hodsdon	$0.00	$0.00	$25,137.00	$3,500.00	$100.00	$0.00	$28,737.00
Melanie Pollard**	$0.00	$0.00	$14,460.53	$2,032.88	$57.53	$0.00	$16,550.94
Leo McManus	$0.00	$0.00	$0.00	$0.00	$0.00	$0.00	$0.00
Andrew Mangano	$0.00	$0.00	$0.00	$0.00	$0.00	$0.00	$0.00
Total paid	**$68,552.00**	**$17,138.00**	**$224,125.54**	**$30,032.88**	**$885.76**	**$0.00**	**$340,734.18**

** Resigned January 2025

Council Member Meeting Attendance

In accordance with Regulation 19B (2) (f) of the Local Government (Administration) Regulations 1996, the City reports annually on the number of council and committee meetings attended by each council member during the financial year.

The table below shows the Elected Members' attendance at meetings held between 1 July 2024 and 30 June 2025.

Member	Ordinary Council Meetings	Special Council Meetings	Audit, Risk and Improvement Committee	Foreshore Management Steering Committee	Public Art Committee	Council Meeting Agenda Forum	CEO Performance Review Committee
	12 Held	5 Held	10 Held	1 Held	1 Held	5 Held	2 Held
Council Member Attendance							
Mayor Fiona Argyle	12	5	9	A	A	4	A
Councillor Kerry Smyth	12	5	9	1	1	4	2
Councillor Hengameh Amiry	9	3	6	1	N/A	LoA	LoA
Councillor Ben Hodsdon	8	4	5	A	A	4	N/A
Councillor Blane Brackenridge	12	5	9	1	1	2	2
Councillor Rebecca Coghlan	12	5	10	A	N/A	5	2
Councillor Fergus Bennett	10	2	6	1	N/A	3	1
Councillor Noel Youngman	9	3	3	A	1	A	1
Councillor Mellanie Pollard[1]	2	1	N/A	N/A	-	-	-

[1] Resigned January 2025

N/A Not on Committee

A Apology

LoA Leave of Absence

Local Government Standards Panel Payments

In accordance with Regulation 19B(2)(c) of the Local Government (Administration) Regulations 1996, the City reports any remuneration and allowances paid under Schedule 5.1, clause 9 during the financial year.

These payments relate to matters considered by the Local Government Standards Panel, which is responsible for determining allegations of minor breaches of the Rules of Conduct by council members. The Panel aims to uphold high standards of behaviour and deter conduct that disrupts the effective functioning of local government.

The amount ordered by the Local Government Standards Panel was $0.

Council Member Complaints

In accordance with Section 5.53(2)(hb) of the *Local Government Act 1995* and Regulation 19B(2)(d) of the *Local Government (Administration) Regulations 1996*, the City provides details of complaints recorded in the register during the financial year, including:

- Number of complaints received,
- How each complaint was dealt with, and
- Any payments ordered to be made to the local government by individuals subject to complaints under sections 5.107(1), 5.109(1), or 5.114(1).

There were two complaints for the purpose of this Annual Report:

Complaint Number	Name of Councillor	Name of complainant	Description of the Minor Breach that the Standards Panel finds has occurred	Details of the action taken under s.5.110(6)	Date of complaint	Date of Panel Decision
20240354	Mayor Fiona Argyle	Cr Ben Hodsdon	A breach of Regulation 18 of the *Local Government (Model Code of Conduct) Regulations 2021* was found to have occurred	Public apology.	14 Mar 2024	31 July 2024
20240479	Cr Noel Youngman	Mayor Fiona Argyle	A breach of Regulation 18 of the *Local Government (Model Code of Conduct) Regulations 2021* was found to have occurred	Public apology.	5 Sept 2024	11 Nov 2024

Modifications to Strategic Community Plan and Corporate Business Plan

Refer to the section: Our Council Plan for the Future.

Disability Access and Inclusion

In accordance with Section 29(2) of the *Disability Services Act 1993* and Section 5.53(2)(ha) of the *Local Government Act 1995*, the City of Nedlands reports annually on the implementation of its Disability Access and Inclusion Plan (DAIP).

The City submitted the DAIP Progress Report for the period 1 July 2024 – 30 June 2025, to the Department of Communities, on 24 June 2025.

Trading Undertakings

In accordance with Regulation 19BB of the Local Government (Administration) Regulations 1996, the City reports on any trading undertakings conducted during the financial year.

No trading undertakings were undertaken by the City of Nedlands in 2024/25.

Land Transactions

In accordance with Regulation 19BC of the Local Government (Administration) Regulations 1996, the City reports on any major land transactions undertaken during the financial year.

No land transactions were undertaken by the City of Nedlands 2024/25.

Capital Grants, Subsidies and Contributions

In accordance with Regulation 19BE of the Local Government (Administration) Regulations 1996, the City reports on all capital grants, subsidies, and contributions received for the replacement or renewal of assets.

Capital grants, subsidies and contributions are reported in the Financial Statements under the 'Revenue and Expenses Note' and include the total amounts received during:

- The 2024/25
- The two preceding financial years.

National Competition Policy and Competitive Neutrality

In accordance with the Competition Principles Agreement, the City of Nedlands is committed to ensuring that its business activities operate in a transparent and fair manner, without enjoying any net competitive advantage due to public ownership.

During the 2024/25 financial year, the City reviewed its operations to assess compliance with competitive neutrality principles.

No complaints were received regarding non-compliance.

Record-Keeping Statement and Plan

Record-Keeping Statement

The City of Nedlands is committed to the reliable and systematic management of government records, in accordance with legislative requirements and best practice standards.

Record-Keeping Plan

In accordance with the *State Records Act 2000* and the City's approved Recordkeeping Plan (RKP2023), endorsed on 7 September 2023, the City of Nedlands is committed to maintaining effective and compliant recordkeeping practices.

The current Recordkeeping Plan is scheduled for review within five years and must be submitted to the State Records Office by 29 August 2028.

As required under SRC Standard 2, Principle 6, the following aspects of recordkeeping were addressed during the 2024–25 financial year:

- Principle 1: Proper and Adequate Records
- Principle 2: Policies and Procedures
- Principle 3: Language Control
- Principle 4: Preservation
- Principle 5: Retention and Disposal
- Principle 6: Compliance
- SRC Standard 6: Outsourced Functions.

These actions support the City's commitment to responsible information management and compliance with the State Records Commission's standards.

Information Management Systems

The City continues to review its business processes and various information systems to enhance the capture of business intelligence across the organisation.

Microsoft SharePoint 365 is currently utilised as the City's primary Records Management System. In addition, the City uses Enterprise Content Management (ECM), the recordkeeping module within the new financial system, TechOne, to manage records generated within the TechOne environment.

Training and Awareness

Face-to-face recordkeeping inductions are conducted for all new employees upon commencement. These sessions cover their recordkeeping responsibilities and include desktop training on SharePoint 365.

Additionally, the City's Information Management team coordinates annual refresher training sessions, including:

- Copyright training delivered by the Copyright Agency
- Freedom of Information briefings facilitated by the Office of the Information Commissioner
- The City has introduced an online records management quiz for all staff (new and existing) which activates at staff anniversary dates.

Freedom of Information

In accordance with Sections 96 and 97 of the *Freedom of Information Act 1992*, the City of Nedlands publishes an annual Information Statement. This statement outlines:

- The process for applying for access to documents under the Act, and
- The types of information the City makes available outside the formal FOI process.

The Information Statement is available on the City's website and at the City's administration offices.

Across 2024-25 the City received 16 valid Freedom of Information applications:

- 0 internally reviewed
- 0 externally reviewed
- 0 State consultation
- 7 Police CCTV requests
- 0 transferred to another agency
- 1 transferred from another agency
- 7 withdrawn by the applicant.

Financials

Understanding the Financial Statements

A guide to some of the terminology contained in the statutory financial statements.

Independent Auditor's Report

The auditor's opinion is a statement issued by the Office of Auditor General (OAG) that expresses the results of their examination of the City of Nedland's financial statements, which provides information regarding their authenticity and reliability. There are two main types of audit opinions:

- **Unmodified Opinion:** This opinion indicates that the financial statements are presented fairly, in all material respects, and comply with the applicable accounting standards
- **Modified Opinion:** This opinion is issued when there are reservations about the financial statements, which may include a departure from generally accepted accounting standards or a scope limitation

In 2022/23 the City received a Disclaimer of Opinion (the most serious type of modified opinion) due to the OAG not being able to obtain sufficient levels of information during the audit. In 2023/24 the City received a Qualified Opinion (the least serious type of modified opinion) due to the compromised comparability of the current year's figures and corresponding figures from the prior year. Full details of the qualified opinion can be found on page 48 of the Financial Report. The Introductory Statement by the Commissioner (at the beginning of this Annual Report) contains further insight to the City's preparation of its financial statements.

Statement of Comprehensive Income by Nature or Type
(Operating Statement/Statement of Profit and Loss)

The 'Statement of Comprehensive Income' summarises the City of Nedlands' revenue and expenses for the year and identifies the profit or loss. It shows the operating revenue and expenditure items grouped by nature and type classification. The net result is calculated as Total Revenue less Total Expenditure. A positive result does not necessarily mean that there are extra funds available for spending, nor does a negative result mean that there are insufficient funds, providing the shortfall is made up from other sources, such as existing cash reserves or borrowings.

Statement of Financial Position
(Balance Sheet)

The 'Statement of Financial Position' provides a snapshot of financial conditions at the end of the year. It shows what the City owns (assets) and what it owes (liabilities). 'Current Assets' are items that are expected to be converted into cash within 12 months. Any other assets, such as infrastructure, property and equipment, are classified as 'Non-Current' as they are held for generating economic benefits over time. Liabilities that are expected to be paid within the next 12 months are classified as 'Current Liabilities', whilst all other liabilities are 'Non-Current' and represent long-term debt and obligations.

Statement of Changes in Equity

The 'Statement of Changes in Equity' shows the results of financial activities over time (retained surplus) together with the movements in reserves and their closing balances. The amount held in Reserves Accounts identifies funds set aside by the City for future purchases. The Revaluation Reserves is the adjustments made to recognise increases in value of long-term assets, such as infrastructure and buildings.

Statement of Cash Flows
(Cash Flow Statement)

The 'Statement of Cash Flows' outlines how the City generated and used cash during the financial year. It provides insight into the City's liquidity and its capacity to meet future cash obligations. Cash flows can occur through:

- Operating Activities (receipt of rates, fees, interest, operating grants, or other revenue)
- Investing Activities (sale, purchase or construction of property, plant or equipment, capital grants)
- Financing Activities (repayment of borrowings or proceeds of new loans)

Statement of Financial Activity
(Rate Setting Statement)

The 'Statement of Financial Activity' demonstrates how the City raises and uses funding and infers the amount of revenue required to be derived from Rates. In effect, it considers the proposed expenditures then allows for funding from all sources, including Rates. Since the City intends to deliver a neutral closing position the Rates can be 'back solved' as the remaining portion of revenue to achieve this result.

Each of these major financial statements will have cross references to the 'Notes to the Accounts', which provides additional details on the composition of value shown in the financial statements.

OFFICIAL

Auditor General

INDEPENDENT AUDITOR'S REPORT

2025

City of Nedlands

To the Council of the City of Nedlands

Disclaimer of Opinion

I am required by section 7.7 of the *Local Government Act 1995* to audit the annual financial report of the City of Nedlands which comprises:

- the statement of financial position as at 30 June 2025, and the statement of comprehensive income, statement of changes in equity, statement of cash flows and statement of financial activity for the year then ended
- notes comprising a summary of significant accounting policies and other explanatory information.

I do not express an opinion on the accompanying financial report of the City. Because of the significance of the matter described in the Basis for Disclaimer of Opinion section of my report, I have not been able to obtain sufficient appropriate audit evidence to provide a basis for an audit opinion on the financial report.

Basis for Disclaimer of Opinion

I was unable to obtain sufficient appropriate audit evidence to provide a basis for an audit opinion on the financial report. The matters described below, individually and collectively, are material and pervasive to the financial report and prevented me from obtaining sufficient appropriate audit evidence on which to base an audit opinion.

Inability to obtain sufficient appropriate audit evidence regarding completeness of the financial report

Management provided written representations; however, those representations contained significant qualifications and limitations regarding matters fundamental to the preparation of the financial report, including the completeness of transactions recorded during the year and the appropriateness of internal controls supporting financial reporting. Consequently, I was unable to obtain sufficient appropriate audit evidence regarding the completeness of transactions, account balances and disclosures within the financial report. Accordingly, I was unable to determine whether any adjustments may have been necessary to the amounts and disclosures presented in the financial report.

Payroll scope limitation

As disclosed in Note 18 Contingent Liability to the financial report, the City identified historical underpayments of employee benefits and superannuation, the quantification of which remains incomplete at the date of this report. As the quantification remains incomplete, management imposed restrictions on the audit procedures that I could perform in relation to this matter. Consequently, I was unable to obtain sufficient appropriate audit evidence regarding the completeness, measurement and disclosure of any resulting liability, including whether recognition of a provision rather than disclosure of a contingent liability is required.

7th Floor Albert Facey House 469 Wellington Street Perth MAIL TO: Perth BC PO Box 8489 Perth WA 6849 TEL: 08 6557 7500

Accordingly, I was unable to determine whether any adjustments may have been necessary in respect of employee benefits expense, employee liabilities, provisions, contingent liabilities and related disclosures in the financial report.

Responsibilities of the Chief Executive Officer and Council for the financial report

The Chief Executive Officer (CEO) of the City is responsible for:

- keeping proper accounts and records
- preparation and fair presentation of the financial report in accordance with the requirements of the Act, the Regulations and Australian Accounting Standards
- managing internal control as required by the CEO to ensure the financial report is free from material misstatement, whether due to fraud or error.

In preparing the financial report, the CEO is responsible for:

- assessing the City's ability to continue as a going concern
- disclosing, as applicable, matters related to going concern
- using the going concern basis of accounting unless the State Government has made decisions affecting the continued existence of the City.

The Council is responsible for overseeing the City's financial reporting process.

Auditor's responsibilities for the audit of the financial report

As required by the *Auditor General Act 2006*, my responsibility is to express an opinion on the financial report. The objectives of my audit are to obtain reasonable assurance about whether the financial report as a whole is free from material misstatement, whether due to fraud or error, and to issue an auditor's report that includes my opinion. Reasonable assurance is a high level of assurance but is not a guarantee that an audit conducted in accordance with Australian Auditing Standards will always detect a material misstatement when it exists.

Misstatements can arise from fraud or error and are considered material if, individually or in the aggregate, they could reasonably be expected to influence the economic decisions of users taken on the basis of the financial report. The risk of not detecting a material misstatement resulting from fraud is higher than for one resulting from error, as fraud may involve collusion, forgery, intentional omissions, misrepresentations or the override of internal control.

A further description of my responsibilities for the audit of the financial report is located on the Auditing and Assurance Standards Board website. This description forms part of my auditor's report and can be found at https://www.auasb.gov.au/auditors_responsibilities/ar4.pdf.

My independence and quality management relating to the report on the financial report

I have complied with the independence requirements of the *Auditor General Act 2006* and the relevant ethical requirements relating to assurance engagements. In accordance with ASQM 1 *Quality Management for Firms that Perform Audits or Reviews of Financial Reports and Other Financial Information, or Other Assurance or Related Services Engagements*, the Office of the Auditor General maintains a comprehensive system of quality management including documented policies and procedures regarding compliance with ethical requirements, professional standards and applicable legal and regulatory requirements.

OFFICIAL

Matters relating to the electronic publication of the audited financial report

This auditor's report relates to the financial report of the City of Nedlands for the year ended 30 June 2025 included in the annual report on the City's website. The City's management is responsible for the integrity of the City's website. This audit does not provide assurance on the integrity of the City's website. The auditor's report refers only to the financial report. It does not provide an opinion on any other information which may have been hyperlinked to/from the annual report. If users of the financial report are concerned with the inherent risks arising from publication on a website, they are advised to contact the City to confirm the information contained in the website version.

Aloha Morrissey
Acting Auditor General
Perth, Western Australia
7 August 2026

Page 3 of 3

CITY OF NEDLANDS

FINANCIAL REPORT

FOR THE YEAR ENDED 30 JUNE 2025

Statement by CEO	2
Statement of comprehensive income	3
Statement of financial position	4
Statement of changes in equity	5
Statement of cash flows	6
Statement of financial activity	7
Index of notes to the financial report	8
Independent auditor's report	45

The City of Nedlands conducts the operations of a local government with the following community vision:

Our City will be an environmentally-sensitive, beautiful, and inclusive place.

Principal place of business:
71 Stirling Highway
Nedlands WA 6009

RSM AUSTRALIA AUDIT

CITY OF NEDLANDS
FINANCIAL REPORT
FOR THE YEAR ENDED 30 JUNE 2025

Local Government Act 1995
Local Government (Financial Management) Regulations 1996

Statement by CEO *

The accompanying financial report of the City of Nedlands has been prepared in compliance with the provisions of the *Local Government Act 1995* from proper accounts and records to present fairly the financial transactions for the reporting period ended 30 June 2025 and the financial position as at 30 June 2025.

At the date of signing this statement the particulars included in the financial report are not misleading or inaccurate.

* I started as interim CEO at the City of Nedlands 15 October 2025. The review of the relevant records for this audit was conducted with due diligence given the limited staff available. Nevertheless, I am of the view that I am unable to provide unqualified representations with respect to certain financial records and internal controls that may or may not have been in place during the 2024/25 financial year.

Signed on the 7 day of August 2026

Interim Chief Executive Officer

Arthur Kyron

OAG AUDITED

RSM AUSTRALIA AUDIT

CITY OF NEDLANDS
STATEMENT OF COMPREHENSIVE INCOME
FOR THE YEAR ENDED 30 JUNE 2025

	Note	2025 Actual $	2025 Budget $	2024 Actual $
Revenue				
Rates	2(a),25	28,313,079	27,851,855	26,795,311
Grants, subsidies and contributions	2(a)	1,319,153	150,112	3,187,086
Fees and charges	2(a)	8,883,646	9,289,708	8,677,210
Service charges	2(a)	81,055	0	3,892
Interest revenue	2(a)	1,265,441	1,045,430	1,173,234
Other revenue	2(a)	318,964	195,751	165,486
		40,181,338	38,532,856	40,002,219
Expenses				
Employee costs	2(b)	(17,288,094)	(16,632,549)	(18,501,189)
Materials and contracts		(17,575,791)	(14,143,981)	(14,321,491)
Utility charges		(971,685)	(805,723)	(952,666)
Depreciation		(10,451,599)	(9,210,126)	(10,559,530)
Finance costs	2(b)	(159,988)	(142,121)	(53,847)
Insurance		(447,889)	(461,818)	(456,671)
Other expenditure	2(b)	(1,309,858)	(783,622)	(934,842)
		(48,204,904)	(42,179,940)	(45,780,236)
		(8,023,566)	(3,647,084)	(5,778,017)
Capital grants, subsidies and contributions	2(a)	442,960	3,574,980	780,245
Profit on asset disposals		324,151	220,821	0
Loss on asset disposals		(24,272)	0	(25,028)
Fair value adjustments to financial assets at fair value through profit or loss`	4(b)	0	0	(3,740)
Revaluation Adjustment	9(a)	(2,593,798)	0	0
		(1,850,959)	3,795,801	751,477
Net result for the period	24(b)	**(9,874,525)**	**148,717**	**(5,026,540)**
Total other comprehensive income for the period		**0**	**0**	**0**
Total comprehensive income for the period		**(9,874,525)**	**148,717**	**(5,026,540)**

This statement is to be read in conjunction with the accompanying notes.

OAG AUDITED

RSM AUSTRALIA AUDIT

CITY OF NEDLANDS
STATEMENT OF FINANCIAL POSITION
AS AT 30 JUNE 2025

	Note	2025	2024
		$	$
CURRENT ASSETS			
Cash and cash equivalents	3	19,251,923	13,403,740
Trade and other receivables	5	1,771,933	2,365,181
Other financial assets	4(a)	1,230,606	511,510
Inventories	6	4,937	13,627
Other assets	7	525,346	552,655
TOTAL CURRENT ASSETS		22,784,745	16,846,713
NON-CURRENT ASSETS			
Trade and other receivables	5	781,514	916,010
Other financial assets	4(b)	159,239	163,834
Property, plant and equipment	8	99,900,161	102,515,441
Infrastructure	9	236,504,074	244,810,907
Right-of-use assets	11(a)	311,817	470,861
TOTAL NON-CURRENT ASSETS		337,656,805	348,877,053
TOTAL ASSETS		360,441,550	365,723,766
CURRENT LIABILITIES			
Trade and other payables	12	5,159,555	3,616,785
Contract liabilities	13	138,386	359,269
Capital grant/contributions liabilities	13	629,167	0
Lease liabilities	11(b)	170,162	161,257
Borrowings	14	1,008,887	515,037
Employee related provisions	15	2,100,458	2,651,605
TOTAL CURRENT LIABILITIES		9,206,615	7,303,953
NON-CURRENT LIABILITIES			
Lease liabilities	11(b)	156,555	320,985
Borrowings	14	3,273,369	410,319
Employee related provisions	15	486,962	495,935
TOTAL NON-CURRENT LIABILITIES		3,916,886	1,227,239
TOTAL LIABILITIES		13,123,501	8,531,192
NET ASSETS		347,318,049	357,192,574
EQUITY			
Retained surplus		69,307,839	81,939,385
Reserve accounts	28	10,850,921	8,093,900
Revaluation surplus	16	267,159,289	267,159,289
TOTAL EQUITY		347,318,049	357,192,574

This statement is to be read in conjunction with the accompanying notes.

OAG AUDITED

RSM AUSTRALIA AUDIT

CITY OF NEDLANDS
STATEMENT OF CHANGES IN EQUITY
FOR THE YEAR ENDED 30 JUNE 2025

	Note	Retained surplus	Reserve accounts	Revaluation surplus	Total equity
		$	$	$	$
Balance as at 1 July 2023		**87,173,933**	**7,885,892**	**267,159,289**	**362,219,114**
Comprehensive income for the period					
Net result for the period		(5,026,540)	0	0	(5,026,540)
Total comprehensive income for the period		(5,026,540)	0	0	(5,026,540)
Transfers from reserve accounts	28	1,500,658	(1,500,658)	0	0
Transfers to reserve accounts	28	(1,708,666)	1,708,666	0	0
Balance as at 30 June 2024		**81,939,385**	**8,093,900**	**267,159,289**	**357,192,574**
Comprehensive income for the period					
Net result for the period		(9,874,525)	0	0	(9,874,525)
Total comprehensive income for the period		(9,874,525)	0	0	(9,874,525)
Transfers from reserve accounts	28	1,019,892	(1,019,892)	0	0
Transfers to reserve accounts	28	(3,776,912)	3,776,912	0	0
Balance as at 30 June 2025		**69,307,839**	**10,850,921**	**267,159,289**	**347,318,049**

This statement is to be read in conjunction with the accompanying notes.

OAG AUDITED

RSM AUSTRALIA AUDIT

CITY OF NEDLANDS
STATEMENT OF CASH FLOWS
FOR THE YEAR ENDED 30 JUNE 2025

	Note	2025 Actual $	2024 Actual $
CASH FLOWS FROM OPERATING ACTIVITIES			
Receipts			
Rates		28,173,812	26,655,295
Grants, subsidies and contributions		1,377,687	3,888,121
Fees and charges		9,048,840	8,689,637
Service charges		81,055	3,892
Interest revenue		1,265,441	1,176,028
Goods and services tax received		1,322,087	2,030,206
Other revenue		318,964	251,856
		41,587,886	42,695,035
Payments			
Employee costs		(17,848,214)	(19,394,550)
Materials and contracts		(15,719,714)	(15,358,225)
Utility charges		(971,685)	(952,666)
Finance costs		(159,988)	(59,419)
Insurance paid		(447,889)	(456,671)
Goods and services tax paid		(1,342,189)	(2,107,562)
Other expenditure		(1,144,664)	(924,609)
		(37,634,342)	(39,253,702)
Net cash provided by operating activities	17(b)	3,953,544	3,441,333
CASH FLOWS FROM INVESTING ACTIVITIES			
Payments for purchase of property, plant & equipment	8(a)	(532,313)	(1,242,797)
Payments for construction of infrastructure	9(a)	(1,449,549)	(3,815,942)
Proceeds from capital grants, subsidies and contributions		1,072,127	692,991
Proceeds for financial assets at amortised cost		(730,383)	(493,434)
Proceeds from financial assets at amortised cost - self-supporting loans		15,882	15,403
Proceeds from sale of property, plant & equipment		324,151	166,814
Net cash (used in) investing activities		(1,300,084)	(4,676,965)
CASH FLOWS FROM FINANCING ACTIVITIES			
Repayment of borrowings	27(a)	(900,259)	(647,117)
Payments for principal portion of lease liabilities	27(c)	(162,176)	(138,395)
Proceeds from new borrowings	27(a)	4,257,158	0
Net cash provided by (used in) financing activities		3,194,723	(785,512)
Net increase (decrease) in cash held		5,848,183	(2,021,144)
Cash at beginning of year		13,403,740	15,424,884
Cash and cash equivalents at the end of the year	17(a)	19,251,923	13,403,740

Non-cash investing and financing movements are disclosed at note 17.(c)

This statement is to be read in conjunction with the accompanying notes.

OAG AUDITED

RSM AUSTRALIA AUDIT

CITY OF NEDLANDS
STATEMENT OF FINANCIAL ACTIVITY
FOR THE YEAR ENDED 30 JUNE 2025

	Note	2025 Actual $	2025 Budget $	2024 Actual $
OPERATING ACTIVITIES				
Revenue from operating activities				
General rates	25	28,313,079	27,851,855	26,795,311
Grants, subsidies and contributions		1,319,153	150,112	3,187,086
Fees and charges		8,883,646	9,289,708	8,677,210
Service charges		81,055	0	3,892
Interest revenue		1,265,441	1,045,430	1,173,234
Other revenue		318,964	195,751	165,486
Profit on asset disposals		324,151	220,821	0
Fair value adjustments to financial assets at fair value through profit or loss	4(b)	0	0	(3,740)
		40,505,489	38,753,677	39,998,479
Expenditure from operating activities				
Employee costs		(17,288,094)	(16,632,549)	(18,501,189)
Materials and contracts		(17,575,791)	(14,143,981)	(14,321,491)
Utility charges		(971,685)	(805,723)	(952,666)
Depreciation		(10,451,599)	(9,210,126)	(10,559,530)
Finance costs		(159,988)	(142,121)	(53,847)
Insurance		(447,889)	(461,818)	(456,671)
Other expenditure		(1,309,858)	(783,622)	(934,842)
Loss on asset disposals		(24,272)	0	(25,028)
Revaluation adjustments		(2,593,798)	0	0
		(50,822,974)	(42,179,940)	(45,805,264)
Non-cash amounts excluded from operating activities	26(a)	13,109,768	9,025,305	10,766,234
Amount attributable to operating activities		2,792,283	5,599,042	4,959,449
INVESTING ACTIVITIES				
Inflows from investing activities				
Capital grants, subsidies and contributions		442,960	3,574,980	780,245
Proceeds from disposal of assets		324,151	258,702	166,814
Proceeds from financial assets at amortised cost - self-supporting loans	27(a)	15,882	0	15,403
		782,993	3,833,682	962,462
Outflows from investing activities				
Right of use assets received - non cash	11(a)	0	0	(450,011)
Acquisition of property, plant and equipment	8(a)	(532,313)	(1,488,388)	(1,242,797)
Acquisition of infrastructure	9(a)	(1,449,549)	(12,531,935)	(3,815,942)
		(1,981,862)	(14,020,323)	(5,508,750)
Non-cash amounts excluded from investing activities	26(b)	0	0	450,014
Amount attributable to investing activities		(1,198,869)	(10,186,641)	(4,096,274)
FINANCING ACTIVITIES				
Inflows from financing activities				
Proceeds from borrowings	27(a)	4,257,158	4,257,158	0
Proceeds from new leases - non cash	27(c)	6,652	0	450,006
Transfers from reserve accounts	28	1,019,892	1,485,109	1,500,658
		5,283,702	5,742,267	1,950,664
Outflows from financing activities				
Repayment of borrowings	27(a)	(900,259)	(1,110,613)	(647,117)
Payments for principal portion of lease liabilities	27(c)	(162,176)	(146,128)	(138,395)
Transfers to reserve accounts	28	(3,776,912)	(2,583,414)	(1,708,666)
		(4,839,347)	(3,840,155)	(2,494,178)
Non-cash amounts excluded from financing activities	26(c)	(6,652)	0	(450,006)
Amount attributable to financing activities		437,703	1,902,112	(993,520)
MOVEMENT IN SURPLUS OR DEFICIT				
Surplus or deficit at the start of the financial year	26(d)	1,870,544	2,685,487	2,000,888
Amount attributable to operating activities		2,792,283	5,599,042	4,959,449
Amount attributable to investing activities		(1,198,869)	(10,186,641)	(4,096,274)
Amount attributable to financing activities		437,703	1,902,112	(993,520)
Surplus or deficit after imposition of general rates	26(d)	**3,901,661**	**0**	**1,870,544**

This statement is to be read in conjunction with the accompanying notes.

OAG AUDITED

RSM AUSTRALIA AUDIT

CITY OF NEDLANDS
FOR THE YEAR ENDED 30 JUNE 2025
INDEX OF NOTES TO THE FINANCIAL REPORT

Note 1	Basis of preparation	9
Note 2	Revenue and expenses	10
Note 3	Cash and cash equivalents	12
Note 4	Other financial assets	12
Note 5	Trade and other receivables	13
Note 6	Inventories	14
Note 7	Other assets	15
Note 8	Property, plant and equipment	16
Note 9	Infrastructure	18
Note 10	Fixed assets	20
Note 11	Leases	22
Note 12	Trade and other payables	24
Note 13	Other liabilities	25
Note 14	Borrowings	26
Note 15	Employee related provisions	27
Note 16	Revaluation surplus	28
Note 17	Notes to the statement of cash flows	29
Note 18	Contingent liabilities	30
Note 19	Capital commitments	30
Note 20	Related party transactions	31
Note 21	Financial risk management	33
Note 22	Events occurring after the end of the reporting period	36
Note 23	Other material accounting policies	37
Note 24	Function and activity	38

Information required by legislation

Note 25	Rating information	40
Note 26	Determination of surplus or deficit	41
Note 27	Borrowing and lease liabilities	42
Note 28	Reserve accounts	44

CITY OF NEDLANDS
NOTES TO AND FORMING PART OF THE FINANCIAL REPORT
FOR THE YEAR ENDED 30 JUNE 2025

1. BASIS OF PREPARATION

The financial report of the City of Nedlands which is a Class 2 local government comprises general purpose financial statements which have been prepared in accordance with the *Local Government Act 1995* and accompanying regulations.

Local Government Act 1995 requirements
Section 6.4(2) of the *Local Government Act 1995* read with the *Local Government (Financial Management) Regulations 1996* prescribe that the financial report be prepared in accordance with the *Local Government Act 1995* and, to the extent that they are not inconsistent with the Act, the Australian Accounting Standards. The Australian Accounting Standards (as they apply to local governments and not-for-profit entities) and Interpretations of the Australian Accounting Standards Board were applied where no inconsistencies exist.

The *Local Government (Financial Management) Regulations 1996* specify that vested land is a right-of-use asset to be measured at cost, and is considered a zero cost concessionary lease. All right-of-use assets under zero cost concessionary leases are measured at zero cost rather than at fair value, except for vested improvements on concessionary land leases such as roads, buildings or other infrastructure which continue to be reported at fair value, as opposed to the vested land which is measured at zero cost. The measurement of vested improvements at fair value is a departure from AASB 16 which would have required the City to measure any vested improvements at zero cost.

The *Local Government (Financial Management) Regulations 1996* provide that:
- land and buildings classified as property, plant and equipment;or
- infrastructure; or
- vested improvements that the local government controls ;

and measured at reportable value, are only required to be revalued every five years. Revaluing these non-financial assets every five years is a departure from *AASB 116 Property, Plant and Equipment*, which would have required the City to assess at each reporting date whether the carrying amount of the above mentioned non-financial assets materially differs from their fair value and, if so, revalue the class of non-financial assets.

Accounting policies which have been adopted in the preparation of this financial report have been consistently applied unless stated otherwise. Except for cash flow and rate setting information, the financial report has been prepared on the accrual basis and is based on historical costs, modified, where applicable, by the measurement at fair value of selected non-current assets, financial assets and liabilities.

Critical accounting estimates and judgements
The preparation of a financial report in conformity with Australian Accounting Standards requires management to make judgements, estimates and assumptions that effect the application of policies and reported amounts of assets and liabilities, income and expenses.

The estimates and associated assumptions are based on historical experience and various other factors that are believed to be reasonable under the circumstances; the results of which form the basis of making the judgements about carrying amounts of assets and liabilities that are not readily apparent from other sources. Actual results may differ from these estimates.

As with all estimates, the use of different assumptions could lead to material changes in the amounts reported in the financial report.

The following are estimates and assumptions that have a significant risk of causing a material adjustment to the carrying amounts of assets and liabilities within the next financial year and further information on their nature and impact can be found in the relevant note:

- Fair value measurement of assets carried at reportable value including:
  - Property, plant and equipment - Note 8
  - Infrastructure - Note 9
- Expected credit losses on financial assets - Note 5
- Measurement of employee benefits - Note 15

Fair value heirarchy information can be found in Note 23.

The local government reporting entity
All funds through which the City controls resources to carry on its functions have been included in the financial statements forming part of this financial report.

Initial application of accounting standards
During the current year, the following new or revised Australian Accounting Standards and Interpretations were applied for the first time.
- *AASB 2020-1 Amendments to Australian Accounting Standards - Classification of Liabilities as Current or Non-current*
- *AASB 2022-5 Amendments to Australian Accounting Standards - Lease Liability in a Sale and Leaseback*
- *AASB 2022-6 Amendments to Australian Accounting Standards - Non-current Liabilities with Covenants*
- *AASB 2023-3 Amendments to Australian Accounting Standards - Disclosure of Non-current Liabilities with Covenants: Tier 2*
- *AASB 2024-1 Amendments to Australian Accounting Standards - Supplier Finance Arrangements: Tier 2 Disclosures*
- *AASB 2023-1 Amendments to Australian Accounting Standards - Supplier Finance Arrangements*

These amendments are not expected to have any material impact on the financial report on initial application.
- *AASB 2022-10 Amendments to Australian Accounting Standards - Fair Value Measurement of Non-Financial Assets of Not-for-Profit Public Sector Entities*

These amendment may result in changes to the fair value of certain non-financial assets on revaluation. The impact has not been quantified as it is not considered practicable to determine the amount of the difference in fair value attributable to the change in the standard.

New accounting standards for application in future years
The following new accounting standards will have application to local government in future years:
- *AASB 2014-10 Amendments to Australian Accounting Standards - Sale or Contribution of Assets between an Investor and its Associate or Joint Venture*
- *AASB 2024-4b Amendments to Australian Accounting Standards - Effective Date of Amendments to AASB 10 and AASB 128 [deferred AASB 10 and AASB 128 amendments in AASB 2014-10 apply]*
- *AASB 2022-9 Amendments to Australian Accounting Standards - Insurance Contracts in the Public Sector*
- *AASB 2023-5 Amendments to Australian Accounting Standards - Lack of Exchangeability*
- *AASB 18 (FP) Presentation and Disclosure in Financial Statements - (Appendix D) [for for-profit entities]*
- *AASB 18 (NFP/super) Presentation and Disclosure in Financial Statements - (Appendix D) [for not-for-profit and superannuation entities]*
- *AASB 2024-2 Amendments to Australian Accounting Standards - Classification and Measurement of Financial Instruments*
- *AASB 2024-3 Amendments to Australian Accounting Standards – Annual Improvements Volume 11*

These amendments are not expected to have any material impact on the financial report on initial application.

CITY OF NEDLANDS
NOTES TO AND FORMING PART OF THE FINANCIAL REPORT
FOR THE YEAR ENDED 30 JUNE 2025

2. REVENUE AND EXPENSES

(a) Revenue

Contracts with customers
Recognition of revenue is dependant on the source of revenue and the associated terms and conditions associated with each source of revenue and recognised as follows:

Revenue category	Nature of goods and services	When obligations typically satisfied	Payment terms	Returns/refunds/ warranties	Timing of revenue recognition
Grants, subsidies and contributions	Community events, minor facilities, research, design, planning evaluation and services	Over time	Fixed terms transfer of funds based on agreed milestones and reporting	Contract obligation if project not complete	Output method based on project milestones and/or completion date matched to performance obligations
Fees and charges - licences, registrations, approvals	Building, planning, development and animal management.	Single point in time	Full payment prior to issue	None	On payment of the licence, registration or approval

Revenue recognition

Rate revenue was recognised from the rate record as soon as practicable after the City resolved to impose rates in the financial year as well as when the rate record was amended to ensure the information in the record was current and correct.

Revenue recognised during the year under each basis of recognition by nature of goods or services is provided in the table below:

For the year ended 30 June 2025

Nature	Contracts with customers	Capital grant/contributions	Statutory requirements	Other	Total
	$	$	$	$	$
Rates	0	0	28,313,079	0	28,313,079
Grants, subsidies and contributions	1,319,153	0	0	0	1,319,153
Fees and charges	6,670,063	0	2,213,583	0	8,883,646
Service charges	0	0	81,055	0	81,055
Interest revenue	0	0	1,265,441	0	1,265,441
Other revenue	82,033	0	2,662	234,269	318,964
Capital grants, subsidies and contributions	0	442,960	0	0	442,960
Total	8,071,249	442,960	31,875,820	234,269	40,624,298

For the year ended 30 June 2024

Nature	Contracts with customers	Capital grant/contributions	Statutory requirements	Other	Total
	$	$	$	$	$
Rates	0	0	26,795,311	0	26,795,311
Grants, subsidies and contributions	3,187,086	0	0	0	3,187,086
Fees and charges	6,467,657	0	2,209,553	0	8,677,210
Service charges	0	0	3,892	0	3,892
Interest revenue	0	0	243,376	929,858	1,173,234
Other revenue	143,078	0	8,473	13,935	165,486
Capital grants, subsidies and contributions	0	780,245	0	0	780,245
Total	9,797,821	780,245	29,260,605	943,793	40,782,464

CITY OF NEDLANDS
NOTES TO AND FORMING PART OF THE FINANCIAL REPORT
FOR THE YEAR ENDED 30 JUNE 2025

2. REVENUE AND EXPENSES (Continued)

(a) Revenue (Continued)	Note	2025 Actual $	2024 Actual $
Interest revenue			
Financial assets at amortised cost - self-supporting loans		430	909
Interest on reserve account		250,716	441,628
Trade and other receivables overdue interest		235,048	242,468
Other interest revenue		779,247	488,229
		1,265,441	1,173,234
Fees and charges relating to rates receivable			
Charges on instalment plan		91,584	86,328
(b) Expenses			
Auditors remuneration			
Office of the Auditor General			
- Audit of the Annual Financial Report FY25		156,843	0
- Audit of the Annual Financial Report FY24		194,218	132,550
- Audit of the Annual Financial Report FY23		0	82,139
Other Auditors			
- Other services – Incl grant acquittals		22,050	9,130
		373,111	223,819
Employee Costs			
Employee benefit costs		16,567,057	18,082,489
Other employee costs		721,037	418,700
		17,288,094	18,501,189
Finance costs			
Interest and financial charges paid/payable for lease liabilities and financial liabilities not at fair value through profit or loss		159,991	53,847
		159,991	53,847
Other expenditure			
Impairment losses on trade receivables		165,194	10,235
Sundry expenses		1,144,664	924,607
		1,309,858	934,842

CITY OF NEDLANDS
NOTES TO AND FORMING PART OF THE FINANCIAL REPORT
FOR THE YEAR ENDED 30 JUNE 2025

3. CASH AND CASH EQUIVALENTS

	Note	2025	2024
		$	$
Cash at bank and on hand		15,032,903	2,769,778
Term deposits		4,219,020	10,633,962
Total cash and cash equivalents	17(a)	19,251,923	13,403,740
Held as			
- Unrestricted cash and cash equivalents		7,070,296	3,628,192
- Restricted cash and cash equivalents	17(a)	12,181,627	9,775,548
		19,251,923	13,403,740

MATERIAL ACCOUNTING POLICIES

Cash and cash equivalents
Cash and cash equivalents include cash on hand, cash at bank, deposits available on demand with banks and other short term highly liquid investments with original maturities of three months or less that are readily convertible to known amounts of cash and which are subject to an insignificant risk of changes in value.

Bank overdrafts are reported as short term borrowings in current liabilities in the statement of financial position.

Term deposits are presented as cash equivalents if they have a maturity of three months or less from the date of acquisition and are repayable with 24 hours notice with no loss of interest.

Restricted financial assets
Restricted financial asset balances are not available for general use by the local government due to externally imposed restrictions. Restrictions are specified in an agreement, contract or legislation. This applies to reserve accounts, unspent grants, subsidies and contributions and unspent loans that have not been fully expended in the manner specified by the contributor, legislation or loan agreement.

4. OTHER FINANCIAL ASSETS

	Note	2025	2024
		$	$
(a) Current assets			
Financial assets at amortised cost		1,230,606	511,510
		1,230,606	511,510
Other financial assets at amortised cost			
Self-supporting loans receivable	26(d)	4,595	18,076
Term deposits		1,226,011	493,434
		1,230,606	511,510
Held as			
- Unrestricted other financial assets at amortised cost		4,595	18,076
- Restricted other financial assets at amortised cost	17(a)	1,226,011	493,434
		1,230,606	511,510
(b) Non-current assets			
Financial assets at amortised cost		0	4,595
Financial assets at fair value through profit or loss		159,239	159,239
		159,239	163,834
Financial assets at amortised cost			
Self-supporting loans receivable		0	4,595
Term deposits		0	0
		0	4,595
Financial assets at fair value through profit or loss			
Units in Local Government House Trust - opening balance		159,239	162,979
Movement attributable to fair value increment		0	(3,740)
Units in Local Government House Trust - closing balance		159,239	159,239

MATERIAL ACCOUNTING POLICIES

Other financial assets at amortised cost
The City classifies financial assets at amortised cost if both of the following criteria are met:
- the asset is held within a business model whose objective is to collect the contractual cashflows; and
- the contractual terms give rise to cash flows that are solely payments of principal and interest.

Fair values of financial assets at amortised cost are not materially different to their carrying amounts, since the interest receivable on those assets is either close to current market rates or the assets are of a short term nature. Non-current financial assets at amortised cost fair values are based on discounted cash flows using a current market rates. They are classified as level 2 fair values in the fair value hierachy (see Note 23 (i)) due to the observable market rates.

Interest received is presented under cashflows from operating activities in the Statement of Cash Flows where it is earned from financial assets that are held for cash management purposes.

Financial assets at fair value through profit or loss
The City classifies the following financial assets at fair value through profit or loss:
- debt investments which do not qualify for measurement at either amortised cost or fair value through other comprehensive income.
- equity investments which the City has elected to recognise as fair value gains and losses through profit or loss.

Impairment and risk
Information regarding impairment and exposure to risk can be found at Note 21.

CITY OF NEDLANDS
NOTES TO AND FORMING PART OF THE FINANCIAL REPORT
FOR THE YEAR ENDED 30 JUNE 2025

5. TRADE AND OTHER RECEIVABLES

	Note	2025	2024
		$	$
Current			
Rates and statutory receivables		680,251	740,926
Trade receivables		527,523	936,878
Other receivables		0	137,541
GST receivable		308,082	287,980
Receivables for employee related provisions	15	303,828	152,421
Allowance for credit losses of trade receivables	21(b)	(190,377)	(25,183)
Underground power		71,934	68,643
Lease receivable		70,692	65,975
		1,771,933	2,365,181
Non-current			
Rates and statutory receivables		310,609	387,975
Underground power		207,526	207,526
Lease receivable		263,379	320,509
		781,514	916,010

Disclosure of opening and closing balances related to contracts with customers

Information about receivables from contracts with customers along with financial assets and associated liabilities arising from transfers to enable the acquisition or construction of recognisable non-financial assets is:	Note	30 June 2025 Actual	30 June 2024 Actual	1 July 2023 Actual
		$	$	$
Trade and other receivables from contracts with customers		527,523	936,878	906,863
Allowance for credit losses of trade receivables	5	(190,377)	(25,183)	(14,948)
Total trade and other receivables from contracts with customers		337,146	911,695	891,915

MATERIAL ACCOUNTING POLICIES

Rates and statutory receivables
Rates and statutory receivables are non-contractual receivables arising from statutory requirements and include amounts due from ratepayers for unpaid rates and service charges and other statutory charges or fines.

Rates and statutory receivables are recognised when the taxable event has occurred and can be measured reliably.

Trade receivables
Trade receivables are amounts receivable from contractual arrangements with customers for goods sold, services performed or grants or contributions with sufficiently specific performance obligations or for the construction of recognisable non financial assets as part of the ordinary course of business.

Other receivables
Other receivables are amounts receivable from contractual arrangements with third parties other than contracts with customers and amounts received as grants for the construction of recognisable non financial assets.

Measurement
Trade and other receivables are recognised initially at the amount of the transaction price, unless they contain a significant financing component, and are to be recognised at fair value.

Classification and subsequent measurement
Receivables which are generally due for settlement within 30 days except rates receivables which are expected to be collected within 12 months are classified as current assets. All other receivables such as, deferred pensioner rates receivable after the end of the reporting period are classified as non-current assets.

Trade and other receivables are held with the objective to collect the contractual cashflows and therefore the City measures them subsequently at amortised cost using the effective interest rate method.

Due to the short term nature of current receivables, their carrying amount is considered to be the same as their fair value. Non-current receivables are indexed to inflation, any difference between the face value and fair value is considered immaterial.

Impairment and risk exposure
Information about the impairment of trade receivables and their exposure to credit risk and interest rate risk can be found in Note 21.

CITY OF NEDLANDS
NOTES TO AND FORMING PART OF THE FINANCIAL REPORT
FOR THE YEAR ENDED 30 JUNE 2025

6. INVENTORIES

	Note	2025	2024
Current		$	$
Fuel and materials		4,937	13,627
		4,937	13,627
The following movements in inventories occurred during the year:			
Balance at beginning of year		13,627	30,348
Inventories expensed during the year		(8,690)	(66,662)
Additions to inventory		0	49,941
Balance at end of year		4,937	13,627

MATERIAL ACCOUNTING POLICIES
General
Inventories are measured at the lower of cost and net realisable value.

Net realisable value is the estimated selling price in the ordinary course of business less the estimated costs of completion and the estimated costs necessary to make the sale.

CITY OF NEDLANDS
NOTES TO AND FORMING PART OF THE FINANCIAL REPORT
FOR THE YEAR ENDED 30 JUNE 2025

7. OTHER ASSETS

	2025	2024
	$	$
Other assets - current		
Prepayments	504,184	488,457
Accrued income	21,162	64,198
	525,346	552,655

MATERIAL ACCOUNTING POLICIES
Other current assets
Other non-financial assets include prepayments which represent payments in advance of receipt of goods or services or that part of expenditure made in one accounting period covering a term extending beyond that period.

CITY OF NEDLANDS
NOTES TO AND FORMING PART OF THE FINANCIAL REPORT
FOR THE YEAR ENDED 30 JUNE 2025

8. PROPERTY, PLANT AND EQUIPMENT

(a) Movements in balances

Movement in the balances of each class of property, plant and equipment between the beginning and the end of the current financial year.

		Assets not subject to operating lease		Total property				Plant and equipment				
	Note	Land	Buildings	Land	Buildings	Work in progress	Total property	Furniture and equipment	Plant and equipment	Plant and equipment WIP	Public artworks	Total property, plant and equipment
		$	$	$	$	$	$	$	$	$	$	$
Balance at 1 July 2023		55,622,100	45,502,050	55,622,100	45,502,050	100,315	101,224,465	386,788	1,506,872	11,500	1,693,553	104,823,178
Additions		0	186,189	0	186,189	289,105	475,294	175,153	592,350	0	0	1,242,797
Disposals		0	0	0	0	0	0	0	(266,712)	(11,500)	0	(278,212)
Depreciation		0	(2,607,012)	0	(2,607,012)	0	(2,607,012)	(96,065)	(534,083)	0	(35,162)	(3,272,322)
Transfers		0	389,420	0	389,420	(389,420)	0	0	0	0	0	0
Balance at 30 June 2024		55,622,100	43,470,647	55,622,100	43,470,647	0	99,092,747	465,876	1,298,427	0	1,658,391	102,515,441
Comprises:												
Gross balance amount at 30 June 2024		55,622,100	77,121,421	55,622,100	77,121,421	0	132,743,521	2,083,867	3,952,431	0	1,738,350	140,518,169
Accumulated depreciation at 30 June 2024		0	(33,650,774)	0	(33,650,774)	0	(33,650,774)	(1,617,991)	(2,654,004)	0	(79,959)	(38,002,728)
Balance at 30 June 2024	8(b)	55,622,100	43,470,647	55,622,100	43,470,647	0	99,092,747	465,876	1,298,427	0	1,658,391	102,515,441
Additions		0	26,066	0	26,066	159,607	185,673	0	346,640	0	0	532,313
Disposals		0	0	0	0	0	0	0	(24,272)	0	0	(24,272)
Depreciation		0	(2,644,149)	0	(2,644,149)	0	(2,644,149)	(101,342)	(342,668)	0	(35,162)	(3,123,321)
Transfers		0	152,502	0	152,502	(152,502)	0	0	0	0	0	0
Balance at 30 June 2025		55,622,100	41,005,066	55,622,100	41,005,066	7,105	96,634,271	364,534	1,278,127	0	1,623,229	99,900,161
Comprises:												
Gross balance amount at 30 June 2025		55,622,100	77,299,989	55,622,100	77,299,989	7,105	132,929,194	2,083,867	3,520,073	0	1,738,350	140,271,484
Accumulated depreciation at 30 June 2025		0	(36,294,923)	0	(36,294,923)	0	(36,294,923)	(1,719,333)	(2,241,946)	0	(115,121)	(40,371,323)
Balance at 30 June 2025	8(b)	55,622,100	41,005,066	55,622,100	41,005,066	7,105	96,634,271	364,534	1,278,127	0	1,623,229	99,900,161

CITY OF NEDLANDS
NOTES TO AND FORMING PART OF THE FINANCIAL REPORT
FOR THE YEAR ENDED 30 JUNE 2025

8. PROPERTY, PLANT AND EQUIPMENT (Continued)

(b) Carrying amount measurements

Asset class	Note	Carrying amount 2025	Carrying amount 2024	Fair value hierarchy	Valuation technique	Basis of valuation	Date of last valuation	Inputs used
		$	$					
(i) Fair value - as determined at the last valuation date								
Land and buildings								
Land - market value	8(a)	55,622,100	55,622,100	2	Market approach using recent observed market data for similar properties	Independent registered valuer	June 2022	Sales evidence of similar assets
Land - subject to usage restrictions		0	0					
Total land	8(a)	55,622,100	55,622,100					
Buildings - non specialised		1,127,465	1,208,344	2	Market approach using recent observed market data for similar properties	Independent registered valuer	June 2022	Sales evidence of similar assets
Buildings - specialised		34,308,354	36,382,995	3	Cost approach using current replacement cost	Independent registered valuer	June 2022	Construction costs and current condition (level 2) residential values, and remaining useful life assessments (level 3)
Buildings - Vested Improvements		5,569,247	5,879,308	3	Cost approach using current replacement cost	Independent registered valuer	June 2022	Construction costs and current condition (level 2) residential values, and remaining useful life assessments (level 3)
Total buildings	**8(a)**	**41,005,066**	**43,470,647**					
(ii) Cost								
Furniture and equipment					Cost approach	Cost	N/A	Purchase cost
Plant and equipment					Cost approach	Cost	N/A	Purchase cost
Work in progress								
Land								
Public artworks				3	Cost approach using current replacement cost	Independent registered valuer	June 2022	Construction costs and current condition (level 2) residual values and remaining useful life assessments (level 3) inputs
Other property, plant and equipment								

CITY OF NEDLANDS
NOTES TO AND FORMING PART OF THE FINANCIAL REPORT
FOR THE YEAR ENDED 30 JUNE 2025

9. INFRASTRUCTURE

(a) Movements in balances

Movement in the balances of each class of infrastructure between the beginning and the end of the current financial year.

	Roads	Footpaths	Drainage	Parks and ovals	Street furniture	Work in progress	Total infrastructure
	$	$	$	$	$	$	$
Balance at 1 July 2023	168,852,884	17,912,502	33,417,047	21,600,101	3,732,745	2,623,253	248,138,532
Additions	0	0	0	0	0	3,815,942	3,815,942
Depreciation	(4,381,206)	(763,531)	(745,991)	(1,076,035)	(176,804)	0	(7,143,567)
Transfers	3,376,819	0	71,504	85,244	0	(3,533,567)	0
Balance at 30 June 2024	167,848,497	17,148,971	32,742,560	20,609,310	3,555,941	2,905,628	244,810,907
Comprises:							
Gross balance at 30 June 2024	215,400,316	32,919,463	49,989,731	28,007,608	4,808,227	2,905,628	334,030,973
Accumulated depreciation at 30 June 2024	(47,551,819)	(15,770,492)	(17,247,171)	(7,398,298)	(1,252,286)	0	(89,220,066)
Balance at 30 June 2024	167,848,497	17,148,971	32,742,560	20,609,310	3,555,941	2,905,628	244,810,907
Additions	0	0	0	68,896	0	1,380,653	1,449,549
Revaluation Adjustment	(2,423,785)	(21,452)	(93,140)	(55,421)	0	0	(2,593,798)
Depreciation	(4,391,958)	(765,659)	(753,187)	(1,074,962)	(176,817)	0	(7,162,583)
Transfers	2,633,976	119,700	521,775	49,214	0	(3,324,665)	0
Balance at 30 June 2025	163,666,730	16,481,560	32,418,008	19,597,037	3,379,124	961,616	236,504,075
Comprises:							
Gross balance at 30 June 2025	213,412,267	32,993,714	50,363,614	28,061,356	4,808,227	961,614	330,600,792
Accumulated depreciation at 30 June 2025	(49,745,537)	(16,512,154)	(17,945,606)	(8,464,318)	(1,429,103)	0	(94,096,718)
Balance at 30 June 2025	163,666,730	16,481,560	32,418,008	19,597,038	3,379,124	961,614	236,504,074

CITY OF NEDLANDS
NOTES TO AND FORMING PART OF THE FINANCIAL REPORT
FOR THE YEAR ENDED 30 JUNE 2025

9. INFRASTRUCTURE (Continued)

(b) Carrying amount measurements

Asset class	Fair value hierarchy	Valuation technique	Basis of valuation	Date of last valuation	Inputs used
(i) Fair value - as determined at the last valuation date					
Roads	3	Cost approach using current replacement cost	Independent registered valuer	June 2023	Construction costs and current condition (level 2) residual values and remaining useful life assessments (level 3) inputs
Footpaths	3	Cost approach using current replacement cost	Independent registered valuer	June 2023	Construction costs and current condition (level 2) residual values and remaining useful life assessments (level 3) inputs
Drainage	3	Cost approach using current replacement cost	Independent registered valuer	June 2023	Construction costs and current condition (level 2) residual values and remaining useful life assessments (level 3) inputs
Parks and ovals	3	Cost approach using current replacement cost	Independent registered valuer	June 2023	Construction costs and current condition (level 2) residual values and remaining useful life assessments (level 3) inputs
Street furniture	3	Cost approach using current replacement cost	Independent registered valuer	June 2023	Construction costs and current condition (level 2) residual values and remaining useful life assessments (level 3) inputs

Level 3 inputs are based on assumptions with regards to future values and patterns of consumption utilising current information. If the basis of these assumptions were varied, they have the potential to result in a significantly higher or lower fair value measurement.

During the period there were no changes in the valuation techniques used to determine the fair value of infrastructure using level 3 inputs.

CITY OF NEDLANDS
NOTES TO AND FORMING PART OF THE FINANCIAL REPORT
FOR THE YEAR ENDED 30 JUNE 2025

10. FIXED ASSETS

(a) Depreciation

Depreciation rates
Typical estimated useful lives for the different asset classes for the current and prior years are included in the table below:

Asset class	Useful life
Buildings	10 - 100 years
Furniture and equipment	4 - 50 years
Plant and equipment	5 - 16 years
Roads - Pavement	100 - 121 years
Roads - Sub Grade	Not depreciated
Roads - Top surface	18 - 40 years
Stormwater - Pipes and pits	44 - 103 years
Stormwater - Plant	68 - 96 years
Bus Shelters	24 - 38 years
Roundabouts	50 - 96 years
Street Lights	21 - 43 years
Parks	10 - 25 years
Parks Reticulation	11 - 41 years
Public artworks	50 years
Street furniture	10 - 90 years
Right of use (plant and equipment)	Based on the remaining lease

CITY OF NEDLANDS
NOTES TO AND FORMING PART OF THE FINANCIAL REPORT
FOR THE YEAR ENDED 30 JUNE 2025

10. FIXED ASSETS (Continued)

MATERIAL ACCOUNTING POLICIES

Initial recognition
An item of property, plant and equipment or infrastructure that qualifies for recognition as an asset is measured at its cost.

Upon initial recognition, cost is determined as the amount paid (or other consideration given) to acquire the assets, plus costs incidental to the acquisition. The cost of non-current assets constructed by the City includes the cost of all materials used in construction, direct labour on the project and an appropriate proportion of variable and fixed overheads. For assets acquired at zero cost or otherwise significantly less than fair value, cost is determined as fair value at the date of acquisition.

Assets for which the fair value as at the date of acquisition is under $5,000 are not recognised as an asset in accordance with *Local Government (Financial Management) Regulation 17A(5)*. These assets are expensed immediately.

Where multiple individual low value assets are purchased together as part of a larger asset or collectively forming a larger asset exceeding the threshold, the individual assets are recognised as one asset and capitalised.

Individual assets that are land, buildings and infrastructure acquired between scheduled revaluation dates of the asset class in accordance with the City's revaluation policy, are recognised at cost and disclosed as being at reportable value.

Measurement after recognition
Plant and equipment including furniture and equipment and right-of-use assets (other than vested improvements) are measured using the cost model as required under *Local Government (Financial Management) Regulation 17A(2)*. Assets held under the cost model are carried at cost less accumulated depreciation and any impairment losses being their reportable value.

Reportable value
In accordance with *Local Government (Financial Management) Regulation 17A(2)*, the carrying amount of non-financial assets that are land and buildings classified as property, plant and equipment, investment properties, infrastructure or vested improvements that the local government controls.

Reportable value is for the purpose of *Local Government (Financial Management) Regulation 17A(4)* is the fair value of the asset at its last valuation date minus (to the extent applicable) the accumulated depreciation and any accumulated impairment losses in respect of the non-financial asset subsequent to its last valuation date.

Revaluation
Land and buildings classified as property, plant and equipment, infrastructure or vested improvements that the local government controls and measured at reportable value, are only required to be revalued every five years in accordance with the regulatory framework. This includes buildings and infrastructure items which were pre-existing improvements (i.e. vested improvements) on land vested in the City.

Whilst the regulatory framework only requires a revaluation to occur every five years, it also provides for the City to revalue earlier if it chooses to do so.

For land, buildings and infrastructure, increases in the carrying amount arising on revaluation of asset classes are credited to a revaluation surplus in equity.

Decreases that offset previous increases of the same class of asset are recognised against revaluation surplus directly in equity. All other decreases are recognised in profit or loss.

Subsequent increases are then recognised in profit or loss to the extent they reverse a net revaluation decrease previously recognised in profit or loss for the same class of asset.

Depreciation
The depreciable amount of all property, plant and equipment and infrastructure, are depreciated on a straight-line basis over the individual asset's useful life from the time the asset is held ready for use. Leasehold improvements are depreciated over the shorter of either the unexpired period of the lease or the estimated useful life of the improvements.

The assets residual values and useful lives are reviewed, and adjusted if appropriate, at the end of each reporting period.

Depreciation on revaluation
When an item of property, plant and equipment and infrastructure is revalued, any accumulated depreciation at the date of the revaluation is treated in one of the following ways:
(i) The gross carrying amount is adjusted in a manner that is consistent with the revaluation of the carrying amount of the asset; or
(ii) Eliminated against the gross carrying amount of the asset and the net amount restated to the revalued amount of the asset.

Impairment
In accordance with *Local Government (Financial Management)* Regulations 17A(4C), the City is not required to comply with *AASB 136 Impairment of Assets* to determine the recoverable amount of its non-financial assets that are land or buildings classified as property, plant and equipment, infrastructure or vested improvements that the local government controls in circumstances where there has been an impairment indication of a general decrease in asset values.

In other circumstances where it has been assessed that one or more of these non-financial assets are impaired, the asset's carrying amount is written down immediately to its recoverable amount if the asset's carrying amount is greater than its estimated recoverable amount.

Gains or losses on disposal
Gains and losses on disposals are determined by comparing proceeds with the carrying amount. These gains and losses are included in the statement of comprehensive income in the period in which they arise.

CITY OF NEDLANDS
NOTES TO AND FORMING PART OF THE FINANCIAL REPORT
FOR THE YEAR ENDED 30 JUNE 2025

11. LEASES

(a) Right-of-use assets

Movement in the balance of each class of right-of-use asset between the beginning and the end of the current financial year.	Note	Right-of-use assets - land and buildings	Right-of-use assets - plant and equipment	Total right-of-use assets
		$	$	$
Balance at 1 July 2023		103,421	61,070	164,491
Additions *		13,482	436,529	450,011
Depreciation		(17,985)	(125,657)	(143,642)
Balance at 30 June 2024		98,918	371,942	470,860
Gross balance amount at 30 June 2024		180,548	462,670	643,218
Accumulated depreciation at 30 June 2024		(81,630)	(90,728)	(172,358)
Balance at 30 June 2024		98,918	371,942	470,860
Revaluation increments / (decrements) transferred to revaluation surplus		0	6,652	6,652
Depreciation		(18,975)	(146,720)	(165,695)
Balance at 30 June 2025		79,943	231,874	311,817
Gross balance amount at 30 June 2025		180,548	469,322	649,870
Accumulated depreciation at 30 June 2025		(100,605)	(237,448)	(338,053)
Balance at 30 June 2025		79,943	231,874	311,817

* Right of use asset additions are non-cash additions. Refer to note 17(c).

The following amounts were recognised in the statement of comprehensive income during the period in respect of leases where the City is the lessee:		2025 Actual	2024 Actual
		$	$
Depreciation on right-of-use assets		(165,695)	(143,642)
Finance charge on lease liabilities	27(c)	(17,954)	(15,392)
Total amount recognised in the statement of comprehensive income		(183,649)	(159,034)
Total cash outflow from leases		(180,133)	(153,787)

(b) Lease liabilities

Current		170,162	161,257
Non-current		156,555	320,985
	27(c)	326,717	482,242

Secured liabilities and assets pledged as security
Lease liabilities are effectively secured, as the rights to the leased assets recognised in the financial statements revert to the lessor in the event of default.

MATERIAL ACCOUNTING POLICIES
Leases
At inception of a contract, the City assesses if the contract contains or is a lease. A contract is, or contains, a lease if the contract conveys the right to control the use of an identified for a period of time in exchange for consideration.

At the commencement date, a right-of-use asset is recognised at cost and lease liability at the present value of the lease payments that are not paid at that date. The lease payments are discounted using the interest rate implicit in the lease, if that rate can be readily determined. If that rate cannot be readily determined, the City uses its incremental borrowing rate.

All contracts that are classified as short-term leases (i.e. a lease with a term of 12 months or less) and leases of low value assets are recognised as an operating expense on a straight-line basis over the term of the lease.

Details of individual lease liabilities required by regulations are provided at Note 27(c).

Right-of-use assets - measurement
Right-of-use assets are measured at cost. All right-of-use assets (other than vested improvements) under zero cost concessionary leases are measured at zero cost (i.e. not recognised in the Statement of Financial Position). The exception is vested improvements on concessionary land leases such as roads, buildings or other infrastructure which are reported at fair value.

Refer to Note 10 under revaluation for details on the material accounting policies applying to vested improvements.

Right-of-use assets - depreciation
Right-of-use assets are depreciated over the lease term or useful life of the underlying asset, whichever is the shorter. Where a lease transfers ownership of the underlying asset, or the cost of the right-of-use asset reflects that the City anticipates to exercise a purchase option, the specific asset is depreciated over the useful life of the underlying asset.

CITY OF NEDLANDS
NOTES TO AND FORMING PART OF THE FINANCIAL REPORT
FOR THE YEAR ENDED 30 JUNE 2025

11. LEASES (Continued)

(c) Lessor - property, plant and equipment subject to lease

The table below represents a maturity analysis of the undiscounted lease payments to be received after the reporting date.	2025 Actual	2024 Actual
	$	$
Less than 1 year	349,028	432,613
1 to 2 years	357,754	349,028
2 to 3 years	366,109	357,754
3 to 4 years	372,315	366,109
4 to 5 years	379,231	372,315
> 5 years	2,452,244	2,841,476
	4,256,681	4,719,295
Amounts recognised in profit or loss for property, plant and equipment subject to lease		
Rental income	394,645	370,971

The City leases properties to tenants with rental payable monthly. These leases are classified as operating leases as they do not transfer substantially all of the risks and rewards incidental to the ownership of the assets to the lessee.

MATERIAL ACCOUNTING POLICIES
The City as lessor
Upon entering into each contract as a lessor, the City assesses if the lease is a finance or operating lease.

The contract is classified as a finance lease when the terms of the lease transfer substantially all the risks and rewards of ownership to the lessee. All other leases not within this definition are classified as operating leases. Rental income received from operating leases is recognised on a straight-line basis over the term of the specific lease.

Initial direct costs incurred in entering into an operating lease (eg legal cost, cost to setup) are included in the carrying amount of the leased asset and recognised as an expense on a straight-line basis over the lease term.

When a contract is determined to include lease and non-lease components, the City applies AASB 15 *Revenue from Contracts with Customers* to allocate the consideration under the contract to each component.

CITY OF NEDLANDS
NOTES TO AND FORMING PART OF THE FINANCIAL REPORT
FOR THE YEAR ENDED 30 JUNE 2025

12. TRADE AND OTHER PAYABLES

		2025	2024
		$	$
Current			
Sundry creditors		3,001,160	1,440,814
Prepaid rates		277,308	277,308
Bonds and deposits held	17(a)	1,789,164	1,815,813
Accrued interest on borrowings		40,329	12,770
Other payables		51,594	70,080
		5,159,555	3,616,785

MATERIAL ACCOUNTING POLICIES

Financial liabilities

Financial liabilities are initially recognised at fair value when the City becomes a party to the contractual provisions of the instrument.

Non-derivative financial liabilities (excluding financial guarantees) are subsequently measured at amortised cost.

Financial liabilities are derecognised where the related obligations are discharged, cancelled or expired. The difference between the carrying amount of the financial liability extinguished or transferred to another party and any consideration paid, including the transfer of non-cash assets or liabilities assumed, is recognised in profit or loss.

Trade and other payables

Trade and other payables represent liabilities for goods and services provided to the City prior to the end of the financial year that are unpaid and arise when the City becomes obliged to make future payments in respect of the purchase of these goods and services. The amounts are unsecured, are recognised as a current liability and are usually paid within 30 days of recognition. The carrying amounts of trade and other payables are considered to be the same as their fair values, due to their short-term nature.

Prepaid rates

Prepaid rates are, until the taxable event has occurred (start of the next financial year), refundable at the request of the ratepayer. Rates received in advance are initially recognised as a financial liability. When the taxable event occurs, the financial liability is extinguished and the City recognises income for the prepaid rates that have not been refunded.

CITY OF NEDLANDS
NOTES TO AND FORMING PART OF THE FINANCIAL REPORT
FOR THE YEAR ENDED 30 JUNE 2025

13. OTHER LIABILITIES

	2025	2024
	$	$
Current		
Contract liabilities	138,386	359,269
Capital grant/contributions liabilities	629,167	0
	767,553	359,269
Reconciliation of changes in contract liabilities		
Opening balance	359,269	111,097
Additions	138,386	359,269
Revenue from contracts with customers included as a contract liability at the start of the period	(359,269)	(111,097)
	138,386	359,269
Reconciliation of changes in capital grant/contribution liabilities		
Opening balance	0	87,889
Additions	629,167	(636)
Revenue from capital grant/contributions held as a liability at the start of the period	0	(87,253)
	629,167	0

MATERIAL ACCOUNTING POLICIES

Contract liabilities

Contract liabilities represent the City's obligation to transfer goods or services to a customer for which the City has received consideration from the customer.

Contract liabilities represent obligations which are not yet satisfied. Contract liabilities are recognised as revenue when the performance obligations in the contract are satisfied.

Capital grant/contribution liabilities

Capital grant/contribution liabilities represent the City's obligations to construct recognisable non-financial assets to identified specifications to be controlled by the City which are yet to be satisfied. Capital grant/contribution liabilities are recognised as income when the obligations in the contract are satisfied.

CITY OF NEDLANDS
NOTES TO AND FORMING PART OF THE FINANCIAL REPORT
FOR THE YEAR ENDED 30 JUNE 2025

14. BORROWINGS

	Note	2025 Current	2025 Non-current	2025 Total	2024 Current	2024 Non-current	2024 Total
Secured		$	$	$	$	$	$
Bank loans		1,008,887	3,273,369	4,282,256	515,037	410,319	925,356
Total secured borrowings	27(a)	1,008,887	3,273,369	4,282,256	515,037	410,319	925,356

Secured liabilities and assets pledged as security
Debentures, bank overdrafts and bank loans are secured by a floating charge over the assets of the City of Nedlands.

The City of Nedlands complied with the financial covenants of its borrowing facilities during 2025 and the prior year.

MATERIAL ACCOUNTING POLICIES
Borrowing costs
The City has elected to recognise borrowing costs as an expense when incurred regardless of how the borrowings are applied.

Fair values of borrowings are not materially different to their carrying amounts, since the interest payable on those borrowings is either close to current market rates or the borrowings are of a short term nature. Borrowings fair values are based on discounted cash flows using a current borrowing rate. They are classified as level 3 fair values in the fair value hierachy (see Note 23(i)) due to the unobservable inputs, including own credit risk.

Risk
Details of individual borrowings required by regulations are provided at Note 27(a).
Information regarding exposure to risk can be found at Note 21.

CITY OF NEDLANDS
NOTES TO AND FORMING PART OF THE FINANCIAL REPORT
FOR THE YEAR ENDED 30 JUNE 2025

15. EMPLOYEE RELATED PROVISIONS

Employee related provisions

	2025	2024
Current provisions	$	$
Employee benefit provisions		
Annual leave	901,926	1,065,980
Long service leave	1,198,532	1,585,625
	2,100,458	2,651,605
Total current employee related provisions	2,100,458	2,651,605
Non-current provisions		
Employee benefit provisions		
Long service leave	486,962	495,935
	486,962	495,935
Total non-current employee related provisions	486,962	495,935
Total employee related provisions	2,587,420	3,147,540

Provision is made for benefits accruing to employees in respect of wages and salaries, annual leave and long service leave and associated on costs for services rendered up to the reporting date and recorded as an expense during the period the services are delivered.

Annual leave liabilities are classified as current, as there is no unconditional right to defer settlement for at least 12 months after the end of the reporting period. Assessments indicate that actual settlement of the liabilities is expected to occur as follows:

	Note	2025	2024
Amounts are expected to be settled on the following basis:		$	$
Less than 12 months after the reporting date		1,707,697	2,077,376
More than 12 months from reporting date		879,723	1,070,164
		2,587,420	3,147,540
Expected reimbursements of employee related provisions from other WA local governments included within other receivables	5	(303,828)	(152,421)

MATERIAL ACCOUNTING POLICIES
Employee benefits
The City's obligations for employees' annual leave, long service leave and other employee leave entitlements are recognised as employee related provisions in the Statement of Financial Position.

Short-term employee benefits
Provision is made for the City's obligations for short-term employee benefits. Short-term employee benefits are benefits (other than termination benefits) that are expected to be settled wholly before 12 months after the end of the annual reporting period in which the employees render the related service, including wages, salaries and sick leave. Short-term employee benefits are measured at the (undiscounted) amounts expected to be paid when the obligation is settled.

The City's obligations for short-term employee benefits such as wages, salaries and sick leave are recognised as a part of current trade and other payables in the statement of financial position.

Other long-term employee benefits
Long-term employee benefits provisions are measured at the present value of the expected future payments to be made to employees. Expected future payments incorporate anticipated future wage and salary levels, durations of service and employee departures and are discounted at rates determined by reference to market yields at the end of the reporting period on government bonds that have maturity dates that approximate the terms of the obligations. Any remeasurements for changes in assumptions of obligations for other long-term employee benefits are recognised in profit or loss in the periods in which the changes occur.

The City's obligations for long-term employee benefits are presented as non-current provisions in its statement of financial position, except where the City does not have an unconditional right to defer settlement for at least 12 months after the end of the reporting period, in which case the obligations are presented as current provisions.

CITY OF NEDLANDS
NOTES TO AND FORMING PART OF THE FINANCIAL REPORT
FOR THE YEAR ENDED 30 JUNE 2025

16. REVALUATION SURPLUS

	2025 Opening balance	Total Movement on revaluation	2025 Closing balance	2024 Opening balance	Total Movement on revaluation	2024 Closing balance
	$	$	$	$	$	$
Revaluation surplus - Land	38,729,518	0	38,729,518	38,729,518	0	38,729,518
Revaluation surplus - Buildings	32,144,202	0	32,144,202	32,144,202	0	32,144,202
Revaluation surplus - Furniture and equipment	732,800	0	732,800	732,800	0	732,800
Revaluation surplus - Public artworks	1,095,771	0	1,095,771	1,095,771	0	1,095,771
Revaluation surplus - Infrastructure - roads	145,481,228	0	145,481,228	145,481,228	0	145,481,228
Revaluation surplus - Infrastructure - footpaths	10,727,894	0	10,727,894	10,727,894	0	10,727,894
Revaluation surplus - Infrastructure - drainage	27,962,589	0	27,962,589	27,962,589	0	27,962,589
Revaluation surplus - Infrastructure - parks and ovals	8,118,019	0	8,118,019	8,118,019	0	8,118,019
Revaluation surplus - Infrastructure - street furniture	2,167,268		2,167,268	2,167,268		2,167,268
	267,159,289	0	267,159,289	267,159,289	0	267,159,289

CITY OF NEDLANDS
NOTES TO AND FORMING PART OF THE FINANCIAL REPORT
FOR THE YEAR ENDED 30 JUNE 2025

17. NOTES TO THE STATEMENT OF CASH FLOWS

(a) Reconciliation of cash

For the purposes of the Statement of cash flows, cash includes cash and cash equivalents, net of outstanding bank overdrafts. Cash at the end of the reporting period is reconciled to the related items in the Statement of Financial Position as follows:

	Note	2025 Actual	2024 Actual
		$	$
Cash and cash equivalents	3	19,251,923	13,403,740
Restrictions			
The following classes of financial assets have restrictions imposed by regulations or other externally imposed requirements which limit or direct the purpose for which the resources may be used:			
- Cash and cash equivalents	3	12,181,627	9,775,548
- Financial assets at amortised cost	4	1,226,011	493,434
		13,407,638	10,268,982
The restricted financial assets are a result of the following specific purposes to which the assets may be used:			
Restricted reserve accounts	28	10,850,921	8,093,900
Contract liabilities	13	138,386	359,269
Capital grant liabilities	13	629,167	0
Retentions, and bonds and deposits held	12	1,789,164	1,815,813
Total restricted financial assets		13,407,638	10,268,982
(b) Reconciliation of net result to net cash provided by operating activities			
Net result		(9,874,525)	(5,026,540)
Non-cash items:			
Adjustments to fair value of financial assets at fair value through profit or loss		0	3,740
Depreciation/amortisation		10,451,599	10,559,530
(Profit)/loss on sale of asset		(299,879)	111,398
Revaluation adjustment		2,593,798	0
Changes in assets and liabilities:			
(Increase)/decrease in trade and other receivables		727,744	258,754
(Increase)/decrease in other assets		27,309	(89,378)
(Increase)/decrease in inventories		8,690	16,721
Increase/(decrease) in trade and other payables		1,542,770	(1,568,530)
Increase/(decrease) in employee related provisions		(560,120)	(292,290)
Increase/(decrease) in other liabilities		408,284	160,919
Capital grants, subsidies and contributions		(1,072,127)	(692,992)
Net cash provided by/(used in) operating activities		3,953,544	3,441,332
(c) Non-cash investing and financing activities			
Acquisition of right of use assets by means of a lease	11(a)	0	450,011
(d) Undrawn borrowing facilities			
Credit standby arrangements			
Credit card limit		41,000	30,000
Credit card balance at balance date		(11,626)	(22,197)
Total amount of credit unused		29,374	7,803
Loan facilities			
Loan facilities - current		1,008,887	515,037
Loan facilities - non-current		3,273,369	410,319
Total facilities in use at balance date		4,282,256	925,356
Unused loan facilities at balance date		Nil	Nil

CITY OF NEDLANDS
NOTES TO AND FORMING PART OF THE FINANCIAL REPORT
FOR THE YEAR ENDED 30 JUNE 2025

18. CONTINGENT LIABILITIES

Under the Contaminated Sites Act 2003, the City is required to report known and suspected contaminated sites to the Department of Water and Environmental Protection (DWER).

In accordance with the Act, DWER classifies these sites on the basis of the risk to human health, the environment and and environmental values. Where sites are classified as "contaminated – remediation required" or "possibly contaminated – investigation required", the City may have a liability in respect of investigation or remediation expenses.

The City has identified Swanbourne Reserve as possibly contaminated. Until the City conducts an investigation to determine the presence and scope of contamination, assess the risk, and agree with DWER on the need and criteria for remediation, the City is unable to estimate the potential costs and timing of outflows associated with remediation of this site.

Subsequent to 30 June 2025, the City has revealed that there is an underpayment of salaries and superannuation to certain staff members employed by the City. During the 2025/26 mid-year budget review it was estimated that the potential liability to be in the vicinity of $1,500,000. The City is in the process of investigating the matter and upon availability of final estimation of the exposure, the liability will be recorded in the financial reports and will be paid out accordingly.

19. CAPITAL COMMITMENTS

	2025 $	2024 $
Contracted for:		
- capital expenditure projects	2,852,217	1,088,482
- plant & equipment purchases	0	61,680
	2,852,217	1,150,162
Payable:		
- not later than one year	2,852,217	1,150,162

CITY OF NEDLANDS
NOTES TO AND FORMING PART OF THE FINANCIAL REPORT
FOR THE YEAR ENDED 30 JUNE 2025

20. RELATED PARTY TRANSACTIONS

(a) Council member remuneration

Fees, expenses and allowances to be paid or reimbursed to council members.	Note	2025 Actual $	2025 Budget $	2024 Actual $
Mayor's annual allowance		68,552	68,552	65,915
Mayor's meeting attendance fees		33,706	33,705	32,410
Mayor's other expenses		12,152	5,000	6,334
Mayor's ICT expenses		3,500	3,500	3,500
Mayor's travel and accommodation expenses		100	100	100
		118,010	110,857	108,259
Deputy Mayor's annual allowance		17,138	21,710	16,014
Deputy Mayor's meeting attendance fees		25,137	25,137	31,577
Deputy Mayor's other expenses		1,333	1,000	2,559
Deputy Mayor's ICT expenses		3,500	3,500	3,500
Deputy Mayor's travel and accommodation expenses		128	130	131
		47,236	51,477	53,781
All other council member's meeting attendance fees		165,282	175,960	181,420
All other council member's All other council member expenses		10,774	2,000	4,927
All other council member's ICT expenses		23,333	24,500	24,500
All other council member's travel and accommodation expenses		658	670	654
		200,047	203,130	211,501
	20(b)	365,293	365,464	373,541

(b) Key management personnel (KMP) compensation

The total of compensation paid to KMP of the City during the year are as follows:

Short-term employee benefits		934,466	863,555
Post-employment benefits		121,228	93,078
Employee - other long-term benefits		91,265	121,776
Employee - termination benefits		82,212	0
Council member costs	20(a)	365,293	373,541
		1,594,464	1,451,950

Short-term employee benefits
These amounts include all salary and fringe benefits awarded to KMP except for details in respect to fees and benefits paid to council members which may be separately found in the table above.

Post-employment benefits
These amounts are the current-year's cost of the City's superannuation contributions made during the year.

Other long-term benefits
These amounts represent annual leave and long service leave entitlements accruing during the year.

Termination benefits
These amounts represent termination benefits paid to KMP (Note: may or may not be applicable in any given year).

Council member costs
These amounts represent payments of member fees, expenses, allowances and reimbursements during the year.

CITY OF NEDLANDS
NOTES TO AND FORMING PART OF THE FINANCIAL REPORT
FOR THE YEAR ENDED 30 JUNE 2025

20. RELATED PARTY TRANSACTIONS (Continued)

(c) Transactions with related parties

Transactions between related parties and the City are on normal commercial terms and conditions, no more favourable than those available to other parties, unless otherwise stated.

No outstanding balances or provisions for doubtful debts or guarantees exist in relation to related parties at year end.

In addition to KMP compensation above the following transactions occurred with related parties:	2025 Actual $	2024 Actual $
Purchase of goods and services	0	2,000
Short term employee benefits - other related parties	365,293	373,541

(d) Related parties

The City's main related parties are as follows:

i. Key management personnel
Any person(s) having authority and responsibility for planning, directing and controlling the activities of the City, directly or indirectly, including any council member, are considered key management personnel and are detailed in Notes 20(a) and 20(b).
20(b): Key Management Personnel includes persons performing the CEO and Director roles only.

ii. Other Related Parties
Any entity that is controlled by or over which KMP, or close family members of KMP, have authority and responsibility for planning, directing and controlling the activity of the entity, directly or indirectly, are considered related parties in relation to the City.

iii. Entities subject to significant influence by the City
An entity that has the power to participate in the financial and operating policy decisions of an entity, but does not have control over those policies, is an entity which holds significant influence.

CITY OF NEDLANDS
NOTES TO AND FORMING PART OF THE FINANCIAL REPORT
FOR THE YEAR ENDED 30 JUNE 2025

21. FINANCIAL RISK MANAGEMENT

This note explains the City's exposure to financial risks and how these risks could affect the City's future financial performance.

Risk	Exposure arising from	Measurement	Management
Market risk - interest rates	Long term borrowings at variable rates	Sensitivity analysis	Utilise fixed interest rate borrowings
Credit risk	Cash and cash equivalents, trade receivables, financial assets and debt investments	Aging analysis Credit analysis	Diversification of bank deposits, credit limits. Investment policy
Liquidity risk	Borrowings and other liabilities	Rolling cash flow forecasts	Availability of committed credit lines and borrowing facilities

The City does not engage in transactions expressed in foreign currencies and is therefore not subject to foreign currency risk.

Financial risk management is carried out by the finance department under policies approved by the council.
The finance department identifies, evaluates and manages financial risks in close co-operation with the operating divisions.
Council have approved the overall risk management policy and provide policies on specific areas such as investment policy.

(a) Interest rate risk

Cash and cash equivalents
The City's main interest rate risk arises from cash and cash equivalents with variable interest rates, which exposes the City to cash flow interest rate risk. Short term overdraft facilities also have variable interest rates however these are repaid within 12 months, reducing the risk level to minimal.

Excess cash and cash equivalents are invested in fixed interest rate term deposits which do not expose the City to cash flow interest rate risk. Cash and cash equivalents required for working capital are held in variable interest rate accounts and non-interest bearing accounts. Carrying amounts of cash and cash equivalents at the 30 June and the weighted average interest rate across all cash and cash equivalents, term deposits, and Treasury bonds held disclosed as financial assets at amortised cost are reflected in the table below.

	Weighted average interest rate	Carrying amounts	Fixed interest rate	Variable interest rate	Non interest bearing
	%	$	$	$	$
2025					
Cash and cash equivalents	4.05%	19,251,923	4,219,020	15,032,903	0
Financial assets at amortised cost - term deposits	3.25%	1,226,001	1,226,001	0	0
Financial assets at amortised cost - Treasury bonds-Self supporting loan	3.10%	4,595	4,595	0	0
2024					
Cash and cash equivalents	4.74%	13,403,740	10,633,962	2,769,778	0
Financial assets at amortised cost - term deposits	3.84%	493,434	493,434	0	0
Financial assets at amortised cost - Treasury bonds	n/a	0	0	0	0

Sensitivity
Profit or loss is sensitive to higher/lower interest income from cash and cash equivalents as a result of changes in interest rates.

	2025 $	2024 $
Impact of a 1% movement in interest rates on profit or loss and equity*	150,329	27,698

* Holding all other variables constant

Borrowings
Borrowings are subject to interest rate risk - the risk that movements in interest rates could adversely affect funding costs. The City manages this risk by borrowing long term and fixing the interest rate to the situation considered the most advantageous at the time of negotiation. The City does not consider there to be any interest rate risk in relation to borrowings. Details of interest rates applicable to each borrowing may be found at Note 27(a).

CITY OF NEDLANDS
NOTES TO AND FORMING PART OF THE FINANCIAL REPORT
FOR THE YEAR ENDED 30 JUNE 2025

21. FINANCIAL RISK MANAGEMENT (Continued)

(b) Credit risk

Trade and other receivables
The City's major trade and other receivables comprise contractual non-statutory user fees and charges, grants, contributions and reimbursements. The major risk associated with these receivables is credit risk – the risk that the debts may not be repaid. The City manages this risk by monitoring outstanding debt and employing debt recovery policies.

The level of outstanding receivables is reported to council monthly and benchmarks are set and monitored for acceptable collection performance.

The City applies the AASB 9 Financial Instruments simplified approach to measuring expected credit losses using a lifetime expected loss allowance for all trade and other receivables. To measure the expected credit losses, receivables from grants, contributions and reimbursements are separated from other trade receivables due to the difference in payment terms and security.

The expected loss rates are based on the payment profiles of trade and other receivables over a period of 36 months before 1 July 2024 or 1 July 2025 respectively and the corresponding historical losses experienced within this period. Historical credit loss rates are adjusted to reflect current and forward-looking information on macroeconomic factors such as the ability of users to settle the receivables.

The loss allowance as at 30 June 2025 and 30 June 2024 was determined as follows for trade and other receivables.

	Current	More than 30 days past due	More than 60 days past due	More than 90 days past due	Total
30 June 2025					
Trade receivables					
Expected credit loss	0.00%	0.00%	0.00%	76.78%	
Gross carrying amount	266,220	0	13,343	247,960	527,523
Loss allowance	0	0	0	190,377	190,377
30 June 2024					
Trade receivables					
Expected credit loss	0.00%	0.00%	0.00%	0.08%	
Gross carrying amount	568,347	48,478	103	319,949	936,878
Loss allowance	0	0	0	25,183	25,183

The loss allowances for trade, other receivables and contract assets as at 30 June reconcile to the opening loss allowances as follows:

	Trade receivables		Other receivables		Contract assets	
	2025 Actual	2024 Actual	2025 Actual	2024 Actual	2025 Actual	2024 Actual
	$	$	$	$	$	$
Opening loss allowance as at 1 July	25,183	14,948	0	0	0	0
Increase in loss allowance recognised in profit or loss during the year	165,194	10,235	0	0	0	0
Closing loss allowance at 30 June	190,377	25,183	0	0	0	0

Trade, other receivables and contract assets are written off where there is no reasonable expectation of recovery. Indicators that there is no reasonable expectation of recovery include, amongst others, the failure of a debtor to engagein a repayment plan with the City, and a failure to make contractual payments for a period of greater than 120 days past due.

Impairment losses on rates and statutory receivables, trade, other receivables and contract assets are presented as net impairment losses within other expenditure. Subsequent recoveries of amounts previously written off are credited against the same line item.

CITY OF NEDLANDS
NOTES TO AND FORMING PART OF THE FINANCIAL REPORT
FOR THE YEAR ENDED 30 JUNE 2025

21. FINANCIAL RISK MANAGEMENT (Continued)

(c) Liquidity risk

Payables and borrowings
Payables and borrowings are both subject to liquidity risk – that is the risk that insufficient funds may be on hand to meet payment obligations as and when they fall due. The City manages this risk by monitoring its cash flow requirements and liquidity levels and maintaining an adequate cash buffer. Payment terms can be extended and overdraft facilities drawn upon if required and disclosed in Note 17(d).

The contractual undiscounted cash flows of the City's payables and borrowings are set out in the liquidity table below. Balances due within 12 months equal their carrying amounts, as the impact of discounting is not significant.

	Due within 1 year	Due between 1 & 5 years	Due after 5 years	Total contractual cash flows	Carrying amount
2025	$	$	$	$	$
Trade and other payables	5,159,555	0	0	5,159,555	5,159,555
Borrowings	1,008,887	3,273,369	0	4,282,256	4,282,256
Lease liabilities	170,162	156,555	0	326,717	326,717
	6,338,604	3,429,924	0	9,768,528	9,768,528
2024					
Trade and other payables	3,616,785	0	0	3,616,785	3,616,785
Borrowings	515,037	410,319	0	925,356	925,356
Lease liabilities	161,257	310,679	10,306	482,242	482,242
	4,293,079	720,998	10,306	5,024,383	5,024,383

CITY OF NEDLANDS
NOTES TO AND FORMING PART OF THE FINANCIAL REPORT
FOR THE YEAR ENDED 30 JUNE 2025

22. EVENTS OCCURRING AFTER THE END OF THE REPORTING PERIOD

Under the Local Government Act 1995, Commissioners can be appointed to fulfil the role of the Council and exercise its powers if more than half of the Council becomes vacant. Following the resignation of four councillors on 7 July 2025, and as required by the Act, the remaining four Councillor positions, including the Mayor, were declared vacant by the Governor with effect from Friday 25 July 2025. The Honourable Hannah Beazley MLA, Minister for Local Government (and Minister for Disability Services, Volunteering, Youth and Gascoyne) has appointed three Commissioners to lead the City of Nedlands. The Commissioners will replace the Council of the City of Nedlands and fulfil its responsibilities to the community until a special election is held on 28 March 2026.

CITY OF NEDLANDS
NOTES TO AND FORMING PART OF THE FINANCIAL REPORT
FOR THE YEAR ENDED 30 JUNE 2025

23. OTHER MATERIAL ACCOUNTING POLICIES

a) Goods and services tax (GST)
Revenues, expenses and assets are recognised net of the amount of GST, except where the amount of GST incurred is not recoverable from the Australian Taxation Office (ATO).

Receivables and payables are stated inclusive of GST receivable or payable. The net amount of GST recoverable from, or payable to, the ATO is included with receivables or payables in the statement of financial position.

Cash flows are presented on a gross basis. The GST components of cash flows arising from investing or financing activities which are recoverable from, or payable to, the ATO are presented as operating cash flows.

b) Current and non-current classification
The asset or liability is classified as current if it is expected to be settled within the next 12 months, being the City's operational cycle. In the case of liabilities where the City does not have the unconditional right to defer settlement beyond 12 months, such as vested long service leave, the liability is classified as current even if not expected to be settled within the next 12 months. Inventories held for trading are classified as current or non-current based on the City's intentions to release for sale.

c) Rounding off figures
All figures shown in this annual financial report, other than a rate in the dollar, are rounded to the nearest dollar. Amounts are presented in Australian Dollars.

d) Comparative figures
Where required, comparative figures have been adjusted to conform with changes in presentation for the current financial year.

When the City applies an accounting policy retrospectively, makes a retrospective restatement or reclassifies items in its financial statements that has a material effect on the statement of financial position, an additional (third) Statement of Financial Position as at the beginning of the preceding period in addition to the minimum comparative financial report is presented.

e) Budget comparative figures
Unless otherwise stated, the budget comparative figures shown in this annual financial report relate to the original budget estimate for the relevant item of disclosure.

f) Superannuation
The City contributes to a number of Superannuation Funds on behalf of employees. All funds to which the City contributes are defined contribution plans.

g) Fair value of assets and liabilities
Fair value is the price that the City would receive to sell the asset or would have to pay to transfer a liability, in an orderly (i.e. unforced) transaction between independent, knowledgeable and willing market participants at the measurement date.

As fair value is a market-based measure, the closest equivalent observable market pricing information is used to determine fair value. Adjustments to market values may be made having regard to the characteristics of the specific asset or liability. The fair values of assets that are not traded in an active market are determined using one or more valuation techniques. These valuation techniques maximise, to the extent possible, the use of observable market data.

To the extent possible, market information is extracted from either the principal market for the asset or liability (i.e. the market with the greatest volume and level of activity for the asset or liability) or, in the absence of such a market, the most advantageous market available to the entity at the end of the reporting period (i.e. the market that maximises the receipts from the sale of the asset after taking into account transaction costs and transport costs).

For non-financial assets, the fair value measurement also takes into account a market participant's ability to use the asset in its highest and best use or to sell it to another market participant that would use the asset in its highest and best use.

h) Interest revenue

Interest revenue is calculated by applying the effective interest rate to the gross carrying amount of a financial asset measured at amortised cost except for financial assets that subsequently become credit-impaired. For credit-impaired financial assets the effective interest rate is applied to the net carrying amount of the financial asset (after deduction of the loss allowance).

i) Fair value hierarchy
AASB 13 Fair Value Measurement requires the disclosure of fair value information by level of the fair value hierarchy, which categorises fair value measurement into one of three possible levels based on the lowest level that an input that is significant to the measurement can be categorised into as follows:

Level 1
Measurements based on quoted prices (unadjusted) in active markets for identical assets or liabilities that the entity can access at the measurement date.

Level 2
Measurements based on inputs other than quoted prices included in Level 1 that are observable for the asset or liability, either directly or indirectly.

Level 3
Measurements based on unobservable inputs for the asset or liability.

The fair values of assets and liabilities that are not traded in an active market are determined using one or more valuation techniques. These valuation techniques maximise, to the extent possible, the use of observable market data. If all significant inputs required to measure fair value are observable, the asset or liability is included in Level 2. If one or more significant inputs are not based on observable market data, the asset or liability is included in Level 3.

Valuation techniques

The City selects a valuation technique that is appropriate in the circumstances and for which sufficient data is available to measure fair value. The availability of sufficient and relevant data primarily depends on the specific characteristics of the asset or liability being measured. The valuation techniques selected by the City are consistent with one or more of the following valuation approaches:

Market approach
Valuation techniques that use prices and other relevant information generated by market transactions for identical or similar assets or liabilities.

Income approach
Valuation techniques that convert estimated future cash flows or income and expenses into a single discounted present value.

Cost approach
Valuation techniques that reflect the current replacement cost of the service capacity of an asset.

Each valuation technique requires inputs that reflect the assumptions that buyers and sellers would use when pricing the asset or liability, including assumptions about risks. When selecting a valuation technique, the City gives priority to those techniques that maximise the use of observable inputs and minimise the use of unobservable inputs. Inputs that are developed using market data (such as publicly available information on actual transactions) and reflect the assumptions that buyers and sellers would generally use when pricing the asset or liability are considered observable, whereas inputs for which market data is not available and therefore are developed using the best information available about such assumptions are considered unobservable.

j) Impairment of assets
In accordance with Australian Accounting Standards the City's assets, other than inventories, are assessed at each reporting date to determine whether there is any indication they may be impaired.

Where such an indication exists, an impairment test is carried out on the asset by comparing the recoverable amount of the asset, being the higher of the asset's fair value less costs to sell and value in use, to the asset's carrying amount except for non-financial assets that are:

- land and buildings classified as property, plant and equipment;
- infrastructure; or
- vested improvements that the local government controls, in circumstances where there has been an impairment indication of a general decrease in asset values.

These non-financial assets are assessed in accordance with the regulatory framework detailed in Note 10.

Any excess of the asset's carrying amount over its recoverable amount is recognised immediately in profit or loss, unless the asset is carried at a revalued amount in accordance with another Standard (e.g. AASB 116 *Property, Plant and Equipment*) whereby any impairment loss of a revalued asset is treated as a revaluation decrease in accordance with that other Standard.

CITY OF NEDLANDS
NOTES TO AND FORMING PART OF THE FINANCIAL REPORT
FOR THE YEAR ENDED 30 JUNE 2025

24. FUNCTION AND ACTIVITY

(a) Service objectives and descriptions

City operations as disclosed in this financial report encompass the following service orientated functions and activities.

Objective	Description
Governance To provide a decision making process for the efficient allocation of scarce resources.	Includes the activities of members of council and the administrative support available to the council for the provision of governance of the district. Other costs relate to the task of assisting elected members and ratepayers on matters which do not concern specific council services.
General purpose funding To collect revenue to allow for the provision of services.	Rates, general purpose government grants and interest revenue.
Law, order, public safety To provide services to help ensure a safer and environmentally conscious community.	Supervision and enforcement of various local laws relating to fire prevention, animal control and other aspects of public safety including emergency services.
Health To provide an operational framework for environmental and community health.	Inspection of food outlets and their control, provision of meat inspection services, noise control and waste disposal compliance.
Education and welfare To provide services to disadvantaged persons, the elderly, children and youth.	Maintenance of child minding centre, playgroup centre, senior citizen centre and aged care centre. Provision and maintenance of home and community care programs and youth services.
Housing To provide and maintain elderly residents housing.	Provision and maintenance of elderly residents housing.
Community amenities To provide services required by the community.	Rubbish collection services, operation of rubbish disposal sites, litter control, construction and maintenance of urban storm water drains, protection of the environment and administration of town planning schemes, cemetery and public conveniences.
Recreation and culture To establish and effectively manage infrastructure and resource which will help the social wellbeing of the community.	Maintenance of public halls, civic centres, aquatic centre, beaches, recreation centres and various sporting facilities. Provision and maintenance of parks, gardens and playgrounds. Operation of library, museum and other cultural facilities.
Transport To provide safe, effective and efficient transport services to the community.	Construction and maintenance of roads, streets, footpaths, depots, cycle ways, parking facilities and traffic control. Cleaning of streets and maintenance of street trees, street lighting etc.
Economic services To help promote the City and its economic wellbeing.	Tourism and area promotion, provision of services including weed, vermin and building control.
Other property and services To monitor and control City of Nedlands's overheads operating accounts.	Private works operation, plant repair and operation costs and engineering operation costs.

CITY OF NEDLANDS
NOTES TO AND FORMING PART OF THE FINANCIAL REPORT
FOR THE YEAR ENDED 30 JUNE 2025

24. FUNCTION AND ACTIVITY (Continued)

(b) Income and expenses

	2025 Actual $	2024 Actual $
Income excluding grants, subsidies and contributions and capital grants, subsidies and contributions		
Governance	19,245	10,764
General purpose funding	29,750,513	28,095,103
Law, order, public safety	541,519	447,769
Health	86,387	113,875
Education and welfare	294,512	1,100,286
Community amenities	5,326,674	4,460,206
Recreation and culture	968,977	910,538
Transport	126,142	69,662
Economic services	1,211,798	1,114,642
Other property and services	860,568	492,288
	39,186,335	36,815,133
Grants, subsidies and contributions and capital grants, subsidies and contributions		
General purpose funding	671,412	929,952
Law, order, public safety	3,523	7,075
Health	0	566
Education and welfare	0	663,587
Community amenities	149,974	180,500
Recreation and culture	4,978	72,449
Transport	871,007	2,034,957
Economic services	39,789	66,862
Other property and services	21,430	11,383
	1,762,113	3,967,331
Total income	40,948,449	40,782,464
Expenses		
Governance	(2,638,062)	(2,752,305)
General purpose funding	(180,238)	(367,638)
Law, order, public safety	(798,306)	(1,053,412)
Health	(712,685)	(940,326)
Education and welfare	(1,209,684)	(3,317,733)
Community amenities	(5,484,743)	(5,296,192)
Recreation and culture	(11,368,425)	(11,745,591)
Transport	(10,897,390)	(6,407,891)
Economic services	(1,588,753)	(2,338,503)
Other property and services	(15,944,708)	(11,589,613)
Total expenses	(50,822,974)	(45,809,004)
Net result for the period	(9,874,525)	(5,026,540)
(c) Assets		
Governance	64,080,535	66,392,544
Education and welfare	2,754,152	2,850,946
Housing	681,454	0
Community amenities	36,533,117	41,111,004
Recreation and culture	22,112,203	23,194,479
Transport	216,911,974	224,215,223
Other property and services	645,858	857,344
Unallocated	16,722,227	7,102,227
Total assets	360,441,550	365,723,767

CITY OF NEDLANDS
NOTES TO AND FORMING PART OF THE FINANCIAL REPORT
FOR THE YEAR ENDED 30 JUNE 2025

25. RATING INFORMATION

(a) General rates

RATE TYPE Rate description	Basis of valuation	Rate in $	Number of properties	2024/25 Actual rateable value* $	2024/25 Actual rate revenue $	2024/25 Actual Interim rates $	2024/25 Actual total revenue $	2024/25 Budget rate revenue $	2024/25 Budget Interim rate $	2024/25 Budget total revenue $	2023/24 Actual total revenue $
Residential	Gross rental valuation	0.060550	6,742	325,932,680	19,735,224	677,404	20,412,628	19,355,224	380,000	19,735,224	18,959,012
Residential Vacant	Gross rental valuation	0.074712	430	56,774,323	4,241,723	(41,238)	4,200,485	4,241,723	0	4,241,723	905,423
Non- Residential	Gross rental valuation	0.080114	191	11,553,060	925,562	(156,996)	768,565	925,562	0	925,562	4,093,156
Total general rates			7,363	394,260,063	24,902,509	479,170	25,381,679	24,522,509	380,000	24,902,509	23,957,591
		Minimum payment $									
Minimum payment											
Residential	Gross rental valuation	1,576	1,476	31,327,360	2,326,176	(7,880)	2,318,296	2,326,176	0	2,326,176	2,253,407
Residential Vacant	Gross rental valuation	2,074	133	2,428,240	276,374	(6,234)	270,140	276,374	0	276,374	317,685
Non- Residential	Gross rental valuation	1,916	181	3,416,065	346,796	(3,832)	342,964	346,796	0	346,796	266,628
Total minimum payments			1,790	37,171,665	2,949,346	(17,946)	2,931,400	2,949,346	0	2,949,346	2,837,720
Total general rates and minimum payments			9,153	431,431,748	27,851,854	461,224	28,313,079	27,471,855	380,000	27,851,855	26,795,311
Total rates							28,313,079			27,851,855	26,795,311

(a) Rates related information

The rate revenue was recognised from the rate record as soon as practicable after the City resolved to impose rates in the financial year as well as when the rate record was amended to ensure the information in the record was current and correct.

*Rateable Value at time of raising of rate.

CITY OF NEDLANDS
NOTES TO AND FORMING PART OF THE FINANCIAL REPORT
FOR THE YEAR ENDED 30 JUNE 2025

26. DETERMINATION OF SURPLUS OR DEFICIT

	Note	2024/25 (30 June 2025 carried forward) $	2024/25 Budget (30 June 2025 carried forward) $	2023/24 (30 June 2024 carried forward) $
(a) Non-cash amounts excluded from operating activities				
The following non-cash revenue or expenditure has been excluded from amounts attributable to operating activities within the Statement of Financial Activity in accordance with *Financial Management Regulation 32.*				
Adjustments to operating activities				
Less: Profit on asset disposals		(28,294)	(220,821)	86,370
Less: Fair value adjustments to financial assets at fair value through profit or loss		0	0	3,740
Add: Loss on disposal of assets		24,272	0	25,028
Add: Revaluation adjustment	9(a)	2,593,798	0	0
Add: Depreciation	10(a)	10,451,599	9,210,126	10,559,530
Non-cash movements in non-current assets and liabilities:				
Pensioner deferred rates		77,366	*	9,494
Employee benefit provisions		(8,973)	36,000	82,072
Non-cash amounts excluded from operating activities		13,109,768	9,025,305	10,766,234
(b) Non-cash amounts excluded from investing activities				
The following non-cash revenue or expenditure has been excluded from amounts attributable to investing activities within the Statement of Financial Activity in accordance with *Financial Management Regulation 32.*				
Adjustments to investing activities				
Right of use assets received - non cash	11(a)	0	*	450,014
Non-cash amounts excluded from investing activities		0	0	450,014
(c) Non-cash amounts excluded from financing activities				
The following non-cash revenue or expenditure has been excluded from amounts attributable to financing activities within the Statement of Financial Activity in accordance with *Financial Management Regulation 32.*				
Adjustments to financing activities				
Non cash proceeds from new leases	27(c)	(6,652)	0	(450,006)
Non-cash amounts excluded from financing activities		(6,652)	0	(450,006)
(d) Surplus or deficit after imposition of general rates				
The following current assets and liabilities have been excluded from the net current assets used in the Statement of Financial Activity in accordance with *Financial Management Regulation 32* to agree to the surplus/(deficit) after imposition of general rates.				
Adjustments to net current assets				
Less: Reserve accounts	28	(10,850,921)	(7,210,599)	(8,093,900)
Less: Financial assets at amortised cost - self-supporting loans	4(a)	(4,595)	*	(18,076)
Less: Financial assets at amortised cost				
Less: Current assets not expected to be received at end of year				(236,534)
- Land held for resale	6	0	(63,768)	0
- User defined		0	(64,363)	0
Add: Current liabilities not expected to be cleared at end of year				
- Current portion of borrowings	14	1,008,887	897,677	515,037
- Current portion of lease liabilities	11(b)	170,162	17,076	161,257
Total adjustments to net current assets		(9,676,467)	(6,423,977)	(7,672,216)
Net current assets used in the Statement of financial activity				
Total current assets		22,784,745	13,824,591	16,846,713
Less: Total current liabilities		(9,206,615)	(7,400,614)	(7,303,953)
Less: Total adjustments to net current assets		(9,676,467)	(6,423,977)	(7,672,216)
Surplus or deficit after imposition of general rates		3,901,663	0	1,870,544

** Note: The Statutory Budget for 2024/25 did not disclose these numbers*

CITY OF NEDLANDS
NOTES TO AND FORMING PART OF THE FINANCIAL REPORT
FOR THE YEAR ENDED 30 JUNE 2025

27. BORROWING AND LEASE LIABILITIES

(a) Borrowings

		Actual							Budget			
Purpose	Note	Principal at 1 July 2023	New loans during 2023-24	Principal repayments during 2023-24	Principal at 30 June 2024	New loans during 2024-25	Principal repayments during 2024-25	Principal at 30 June 2025	Principal at 1 July 2024	New loans during 2024-25	Principal repayments during 2024-25	Principal at 30 June 2025
		$	$	$	$	$	$	$	$	$	$	$
Underground Power Project		377,861	0	(71,072)	306,789	0	(73,254)	233,535	310,456	0	(67,405)	243,051
Underground Power Project		55,189	0	(10,381)	44,808	0	(10,699)	34,109	44,809	0	(10,381)	34,428
Underground Power Project		39,193	0	(7,372)	31,821	0	(7,599)	24,222	31,821	0	(7,372)	24,449
Buildings & Infrastructures		363,088	0	(179,029)	184,059	0	(184,059)	0	184,059	0	(129,935)	54,124
Buildings & Infrastructures		376,476	0	(147,090)	229,386	0	(151,733)	77,653	212,185	0	(164,291)	47,894
Buildings & Infrastructures		178,178	0	(69,614)	108,564	0	(71,812)	36,752	125,765	0	(52,413)	73,352
Road Infrastructures		147,156	0	(147,156)	0	0	0	0	0	0	(147,155)	(147,155)
Underground Power - Nedlands North		0	0	0	0	4,257,158	(385,221)	3,871,937	0	4,257,158	(531,661)	3,725,497
Total		1,537,141	0	(631,714)	905,427	4,257,158	(884,377)	4,278,208	909,095	4,257,158	(1,110,613)	4,055,640
Self-supporting loans												
Dalkeith Bowling Club		35,332	0	(15,403)	19,929	0	(15,882)	4,047	19,928	0	0	19,928
Total self-supporting loans		35,332	0	(15,403)	19,929	0	(15,882)	4,047	19,928	0	0	19,928
Total borrowings	14	1,572,473	0	(647,117)	925,356	4,257,158	(900,259)	4,282,256	929,023	4,257,158	(1,110,613)	4,075,568

Self-supporting loans are financed by payments from third parties. These are shown in Note 4 as other financial assets at amortised cost.
All other loan repayments were financed by general purpose revenue.

Purpose	Loan number	Institution	Interest rate	Date final payment is due	Actual for year ending 30 June 2025	Budget for year ending 30 June 2025 #	Actual for year ending 30 June 2024
					$	$	$
Underground Power Project	188	WATC*	3.07%	31/08/2027	(7,541)	(7,546)	(9,787)
Underground Power Project	189	WATC*	3.07%	31/08/2027	(1,101)	(1,102)	(1,429)
Underground Power Project	190	WATC*	3.07%	31/08/2027	(782)	(782)	(1,015)
Buildings & Infrastructures	183	WATC*	2.78%	4/05/2025	(2,403)	(2,404)	(7,454)
Buildings & Infrastructures	184	WATC*	3.12%	19/10/2025	(4,444)	(4,447)	(9,118)
Buildings & Infrastructures	185	WATC*	3.12%	19/10/2025	(2,103)	(2,104)	(4,314)
Road Infrastructures	179	WATC*	6.04%	15/05/2024	0	0	(4,462)
Underground Power - Nedlands North	191	WATC*	4.38%	23/10/2029	(123,262)	(123,339)	
Total					(141,636)	(141,721)	(37,577)
Self-supporting loans finance cost payments							
Dalkeith Bowling Club	186	WATC*	5.89%	7/09/2025	(398)	(398)	(878)
Total self-supporting loans finance cost payments					(398)	(398)	(878)
Total finance cost payments					(142,034)	(142,119)	(38,455)

* WA Treasury Corporation
# The approved budget of $142,121 has been allocated to borrowings based on FY25 Actuals

CITY OF NEDLANDS
NOTES TO AND FORMING PART OF THE FINANCIAL REPORT
FOR THE YEAR ENDED 30 JUNE 2025

27. BORROWING AND LEASE LIABILITIES (Continued)

(b) New borrowings - 2024/25

					Amount borrowed		Amount (used)		Total interest and charges	Actual balance unspent
Particulars/purpose	Institution	Loan type	Term years	Interest rate	2025 Actual	2025 Budget	2025 Actual	2025 Budget		
				%	$	$	$	$	$	$
Underground Power - Nedlands North	WATC*		4	4.38%	4,257,158	4,257,158	4,257,158	4,257,158	(123,262)	0
					4,257,158	4,257,158	4,257,158	4,257,158	(123,262)	0

* WA Treasury Corporation

(c) Lease liabilities

		Actual							Budget *			
Purpose	Note	Principal at 1 July 2023	New leases during 2023-24	Principal repayments during 2023-24	Principal at 30 June 2024	New leases during 2024-25	Principal repayments during 2024-25	Principal at 30 June 2025	Principal at 1 July 2024	New leases during 2024-25	Principal repayments during 2024-25	Principal at 30 June 2025
		$	$	$	$	$	$	$	$	$	$	$
Land		109,059	13,482	(17,477)	105,064	6,652	(18,850)	92,866	91,831	0	(17,539)	74,292
Photocopier		38,385	0	(38,385)	0	0	0	0	0	0	0	0
Plotter Printer		23,187	0	(5,093)	18,094	0	(5,127)	12,967	0	0	0	0
Laptops		0	436,524	(77,440)	359,084	0	(138,199)	220,885	190,195	0	(128,589)	61,606
Total lease liabilities	11(b)	170,631	450,006	(138,395)	482,242	6,652	(162,176)	326,718	282,026	0	(146,128)	135,898

Lease finance cost payments

Purpose	Lease number	Institution	Interest rate	Date final payment is due	Actual for year ending 30 June 2025	Budget for year ending 30 June 2025	Actual for year ending 30 June 2024	Lease term
					$	$	$	
Land	K855915	Dept Planning, Lands and Heritage	2.50%	14/01/2030	(2,800)	(2,679)	(3,136)	21 years
Photocopier	CUAPCS20	Kyocera	1.10%	28/02/2024	0	0	(159)	36 months
Plotter Printer	AGR-13122	Kyocera	6.60%	19/12/2027	(105)	(105)	(139)	60 months
Laptops	5663855129S	HP	5.20%	1/12/2026	(15,052)	(15,052)	(11,958)	36 months
Total finance cost payments					(17,957)	(17,836)	(15,392)	

CITY OF NEDLANDS
NOTES TO AND FORMING PART OF THE FINANCIAL REPORT
FOR THE YEAR ENDED 30 JUNE 2025

28. RESERVE ACCOUNTS	2025 Actual opening balance	2025 Actual transfer to	2025 Actual transfer (from)	2025 Actual closing balance	2025 Budget opening balance	2025 Budget transfer to	2025 Budget transfer (from)	2025 Budget closing balance	2024 Actual opening balance	2024 Actual transfer to	2024 Actual transfer (from)	2024 Actual closing balance
	$	$	$	$	$	$	$	$	$	$	$	$
Restricted by legislation/agreement												
(a) Cash-in-lieu of Public Open Space	221,000	147,333	0	368,333	298,763	0	0	298,763	110,500	110,500	0	221,000
	221,000	147,333	0	368,333	298,763	0	0	298,763	110,500	110,500	0	221,000
Restricted by council												
(b) Plant Replacement	292,395	0	0	292,395	130,810	0	0	130,810	370,728	15,467	(93,800)	292,395
(c) City Development	899,687	0	(600,000)	299,687	668,977	0	0	668,977	991,683	176,008	(268,004)	899,687
(d) North Street	158,951	0	0	158,951	1,455	0	0	1,455	140,827	18,124	0	158,951
(e) Welfare	459,641	0	(89,757)	369,884	301,573	0	(142,290)	159,283	674,655	75,883	(290,897)	459,641
(f) Services	28,968	0	0	28,968	17,364	0	0	17,364	16,888	12,080	0	28,968
(g) Insurance	67,939	0	0	67,939	67,939	0	0	67,939	65,464	2,475	0	67,939
(h) Underground Power	3,125,714	919,954	0	4,045,668	3,012,310	975,075	(131,988)	3,855,396	2,585,872	539,842	0	3,125,714
(i) Waste Management	1,132,535	1,329,745	(131,988)	2,330,292	580,585	1,329,745	(821,380)	1,088,950	1,167,774	170,293	(205,532)	1,132,535
(j) Building Replacement	703,059	283,063	(30,807)	955,315	358,292	278,593	(306,750)	330,135	582,521	159,953	(39,415)	703,059
(k) City development - Swanbourne	128,490	0	0	128,490	0	0	0	0	130,832	10,658	(13,000)	128,490
(l) Public Art	47,334	0	0	47,334	47,334	0	0	47,334	45,709	1,625	0	47,334
(m) Business System	114,143	0	0	114,143	34,960	0	0	34,960	97,551	20,592	(4,000)	114,143
(n) All Ability Play Space	467,250	0	(25,000)	442,250	442,993	0	(25,000)	417,993	427,355	39,895	0	467,250
(o) Major projects	0	496,817	0	496,817	0	0	(50,000)	(50,000)	338,642	59,297	(397,939)	0
(p) Lawler Park Infrastructure Reserve	0	0	0	0	0	0	0	0	42,097	145,974	(188,071)	0
(q) Point Resolution Childcare Centre	96,794	0	(96,794)	0	102,122	0	(7,701)	94,421	(53,206)	150,000	0	96,794
(r) Riverwall Maintenance	150,000	0	(45,546)	104,454	150,000	0	0	150,000	150,000	0	0	150,000
(s) Laneway	0	600,000	0	600,000	0	0	0	0	0	0	0	0
	7,872,900	3,629,979	(1,019,892)	10,482,987	5,916,714	2,583,414	(1,485,109)	7,015,019	7,775,392	1,598,166	(1,500,658)	7,872,900
	8,093,900	3,776,912	(1,019,892)	10,850,921	6,215,477	2,583,414	(1,485,109)	7,313,782	7,885,892	1,708,666	(1,500,658)	8,093,900

All reserves are supported by cash and cash equivalents and financial assets at amortised cost and are restricted within equity as Reserve accounts.

In accordance with council resolutions or adopted budget in relation to each reserve account, the purpose for which the reserves are set aside and their anticipated date of use are as follows:

Name of reserve account	Purpose of the reserve account
Restricted by legislation/agreement	
(a) Cash-in-lieu of Public Open Space	To fund Public Open Space.
Restricted by council	
(b) Plant Replacement	To fund replacement of plant and equipment so the cost is spread over a number of years.
(c) City Development	To fund improvement and purchases of property, plant and equipment and infrastructure.
(d) North Street	To fund operational and capital costs of community and recreational facilities at Mt Claremont and Swanbourne, and infrastructure generally.
(e) Welfare	To fund the operational and capital costs to welfare services.
(f) Services	To fund purchase of property, purchase of land and for parking areas, expense of streets, depots, town planning schemes, valuation and legal costs, items of works of an urgent nature such as drainage.
(g) Insurance	To fund any excess that may arise from having a performance based workers compensation premium.
(h) Underground Power	To fund underground power projects.
(i) Waste Management	To fund the replacement of rubbish bin stock so that the cost is spread over a number of years.
(j) Building Replacement	To fund the upgrade and/or replacement of council buildings.
(k) City development - Swanbourne	To fund capital works in the Swanbourne area associated with the Swanbourne Masterplan. Set-up with proceeds of the insurance claim arising from the fire of council property in Swanbourne.
(l) Public Art	To fund works of art in the City of Nedlands.
(m) Business System	To fund councils business system.
(n) All Ability Play Space	To fund the annual operating and maintenance cost of the All Abilities Play Space.
(o) Major projects	To fund capital works from proceeds from sale of major assets.
(p) Lawler Park Infrastructure Reserve	To receive from the Hackett Civic Association to fund the specific requests of the Association within Lawler Park, the specific requests are for covered seating, an item of exercise equipment and a plaque acknowledging the donation.
(q) Point Resolution Childcare Centre	To fund the Point Resolution Childcare Centre.
(r) Riverwall Maintenance	To fund riverwall capital and maintenance works.
(s) Laneway	To fund laneway road projects.



71 Stirling Hwy Nedlands WA 6009
PO Box 9 Nedlands WA 6909
P: 9273 3500
nedlands.wa.gov.au

City of Nedlands

21 CONFIDENTIAL ITEMS

Item 21.1: MRWC27 & Charles Court Reserve Lighting – Update was identified to the meeting as being confidential in accordance with Section 5.23(4)(h) of the Local Government Act 1995.

Councillors were reminded that, should Council resolve to close to members of the public that part of its meeting at which this Report and related documents is to be considered, then they are to ensure that the information remains **CONFIDENTIAL** and should not disclose the content of this Report or any related document to any other person; and to do so may be an improper use of the information under section 5.93 of the LG Act.

Officer Recommendation and Council Decision

That Council, in accordance with *Section 5.23(2) of the Local Government Act 1995,* which permits the meeting to be closed to the public for business relating to *5.23(4)(h),* declares the meeting closed to the public at 6:15 pm.

Moved: Cr Jenny Mathews **Seconded: Cr Rachel Kristensen**

CARRIED UNANIMOUSLY 9-0

For: **Mayor Leonie Browner, Cr Jenny Mathews, Cr Eliza Clapin, Cr Julian Coleman, Cr Rebecca Anne Coghlan, Cr Rachel Kristensen, Cr Stephen Kobelke, Cr Charles Pan and Cr Glenn Ruscoe**

Against: **Nil**

21.1 Charles Court Reserve Lighting Upgrade

Officer Recommendation and Council Decision

That Council:

1. **RECEIVES this update on the status of funding and approvals for the Charles Court Reserve lighting.**
2. **AUTHORISES the CEO to sign the Financial Assistance Agreement for the Election Commitment of $455,000, Attachment 1**
3. **REQUESTS the Mayor write to the Minister of Environment for an update on the development approval.**
4. **REQUESTS the Mayor write to the Minister of Sport and Recreation seeking an update on remaining funding from the Rugby Legacy Fund for $271,056.**

Moved: Cr Jenny Mathews **Seconded: Cr Charles Pan**

CARRIED UNANIMOUSLY 9-0

For: **Mayor Leonie Browner, Cr Jenny Mathews, Cr Charles Pan, Cr Eliza Clapin, Cr Glenn Ruscoe, Cr Julian Coleman, Cr Rachel Kristensen, Cr Rebecca Anne Coghlan and Cr Stephen Kobelke**

Against: **Nil**

Officer Recommendation and Council Decision

That Council re-opens the meeting to members of the public at 6:24 pm.

Moved: Cr Rachel Kristensen **Seconded: Cr Charles Pan**

CARRIED UNANIMOUSLY 9-0

For: **Mayor Leonie Browner, Cr Jenny Mathews, Cr Charles Pan, Cr Eliza Clapin, Cr Glenn Ruscoe, Cr Julian Coleman, Cr Rachel Kristensen, Cr Rebecca Anne Coghlan and Cr Stephen Kobelke**
Against: **Nil**

The meeting having reopened, the Presiding Member advised the public of Council's decision in relaton to item 21.1.

22 DECLARATION OF CLOSURE

There being no further business, the Presiding Member declared the meeting closed at 6:25 pm.