



City of Nedlands

Minutes

Council Meeting

24 June 2014

Attention

These minutes are subject to confirmation.

Prior to acting on any resolution of the Council contained in these minutes, a check should be made of the Ordinary Council Meeting next following this meeting to ensure that there has not been a correction made to any resolution

Table of Contents

Declaration of Opening	4
Present and Apologies and Leave Of Absence (Previously Approved)	4
1. Public Question Time	5
2. Addresses by Members of the Public.....	5
3. Requests for Leave of Absence	5
4. Petitions	6
5. Disclosures of Financial Interest	6
6. Disclosures of Interests Affecting Impartiality.....	6
7. Declarations by Members That They Have Not Given Due Consideration to Papers.....	7
8. Confirmation of Minutes	7
8.1 Ordinary Council meeting 27 May 2014	7
9. Announcements of the Presiding Member without discussion	8
10. Members announcements without discussion.....	8
11. Matters for Which the Meeting May Be Closed	9
12. Divisional reports and minutes of Council committees and administrative liaison working groups.....	9
12.1 Minutes of Council Committees	9
12.2 Planning & Development Report No's PD19.14 to PD22.14 (copy attached)	11
PD19.14 No. 16 (Lot 49) Loch Street, Nedlands - Proposed Two- Storey Single House	11
PD20.14. No. 17 (Lot 253) Loneragan Street Nedlands - Proposed Two Storey Single House.....	15
PD21.14 No. 47 (Lot 468) Meriwa Street, Nedlands - Retrospective Air-Conditioner & Proposed Screen and Front Fence to a Single House.....	19
PD22.14 Tresillian Artist Studio Leases – Extension to term	21
12.3 Technical Services Report No's TS11.14 to TS12.14 (copy attached)	22
TS11.14 Tender No. 2013/14.21 – Landscape Maintenance Services	22
TS12.14 Tender No. 2013/14.02 – Provision of Cleaning Services.....	23
12.4 Corporate & Strategy Report No's CPS22.14 to CPS24.14 (copy attached)	24
CPS22.14 List of Accounts Paid – March 2014.....	24
CPS23.14 Policy Review.....	25
CPS24.14 Corporate Business Plan – Quarter 3 2013/14	26
13. Reports by the Chief Executive Officer.....	27
13.1 Common Seal Register Report – May 2014.....	27
13.2 List of Delegated Authorities – May 2014.....	28
13.3 Funding Arrangements: Collegians Amateur Football Clubrooms, David Cruickshank Reserve	29
13.4 Community Members Proposed for Membership of Arts Committee	37

13.5	Monthly Financial Report – May 2014	40
13.6	Investment Report – April 2014.....	45
13.7	Adoption of the Annual Budget 2014/15.....	48
14	Elected Members Notices of Motions of Which Previous Notice Has Been Given	60
15	Elected members notices of motion given at the meeting for consideration at the following ordinary meeting on 22 July 2014	60
16	Urgent Business Approved By the Presiding Member or By Decision	60
17	Confidential Items.....	60
17.1	Financial Assistance with Legal Fees.....	60
	Declaration of Closure	62

City of Nedlands

Minutes of an ordinary meeting of Council held in the Council Chambers, Nedlands on 24 June 2014 at 7.00pm.

Council Agenda

Declaration of Opening

The Presiding Member declared the meeting open at 7 pm and drew attention to the disclaimer below.

(NOTE: Council at its meeting on 24 August 2004 resolved that should the meeting time reach 11.00 p.m. the meeting is to consider an adjournment motion to reconvene the next day).

Present and Apologies and Leave Of Absence (Previously Approved)

Councillors	His Worship the Mayor, R M Hipkins	(Presiding Member)
	Councillor G Hay	Melvista Ward
	Councillor T James	Melvista Ward
	Councillor N Shaw	Melvista Ward
	Councillor N B J Horley	Coastal Districts Ward
	Councillor L J McManus	Coastal Districts Ward
	Councillor K Smyth	Coastal Districts Ward
	Councillor I S Argyle	Dalkeith Ward
	Councillor W R Hassell	Dalkeith Ward
	Councillor S J Porter (from 7.03pm)	Dalkeith Ward
	Councillor R M Binks	Hollywood Ward
	Councillor B G Hodsdon	Hollywood Ward
	Councillor J Wetherall	Hollywood Ward

Staff	Mr G Trevaskis	Chief Executive Officer
	Mr M Cole	Director Corporate & Strategy
	Mr P Mickleson	Director Planning & Development
	Mr M Goodlet	Director Technical Services
	Mrs A Sunderland	Executive Assistant

Public There were 9 members of the public present.

Press The Post Newspaper representative (from 7.23pm).

Leave of Absence (Previously Approved) Nil.

Apologies Nil.

Absent Nil.

Disclaimer

Members of the public who attend Council meetings should not act immediately on anything they hear at the meetings, without first seeking clarification of Council's position. For example by reference to the confirmed Minutes of Council meeting. Members of the public are also advised to wait for written advice from the Council prior to taking action on any matter that they may have before Council.

Any plans or documents in agendas and minutes may be subject to copyright. The express permission of the copyright owner must be obtained before copying any copyright material.

1. Public Question Time

A member of the public wishing to ask a question should register that interest by notification in writing to the CEO in advance, setting out the text or substance of the question.

The order in which the CEO receives registrations of interest shall determine the order of questions unless the Mayor determines otherwise. Questions must relate to a matter affecting the City of Nedlands.

2. Addresses by Members of the Public

Addresses by members of the public who have completed Public Address Session Forms to be made at this point.

Mr G Sharma, 24 Bentley Close, Mt Claremont PD19.14
(Spoke in support of the recommendation)

Mr S Tan PD21.14
(Spoke in opposition of the recommendation)

Councillor Porter arrived to the meeting at 7.03pm.

3. Requests for Leave of Absence

Any requests from Councillors for leave of absence to be made at this point.

Moved – Councillor Hodsdon
Seconded – Councillor Hassell

That Councillor Wetherall be granted a Leave of Absence from 16 July to 20 August 2014 inclusive.

CARRIED UNANIMOUSLY 13/-

4. Petitions

Nil.

5. Disclosures of Financial Interest

The Presiding Member reminded Councillors and Staff of the requirements of Section 5.65 of the *Local Government Act* to disclose any interest during the meeting when the matter is discussed.

5.1 Mayor Hipkins – Item 17.1 – Financial Assistance with legal Fees

Mayor Hipkins disclosed a financial interest in Item 17.1 – Financial Assistance with legal fees. His interest being that this report directly affects him in a financial capacity. He advised that he would leave the meeting during this matter.

5.2 Councillor Hodsdon – Item PD21.14 - No. 47 (Lot 468) Meriwa Street, Nedlands - Retrospective Air-Conditioner & Proposed Screen and Front Fence to a Single House

Councillor Hodsdon disclosed a financial interest in Item PD21.14 - No. 47 (Lot 468) Meriwa Street, Nedlands - Retrospective Air-Conditioner & Proposed Screen and Front Fence to a Single House. He disclosed that his interest being that he lives next door to this residence and advised that he would leave the meeting during this matter.

6. Disclosures of Interests Affecting Impartiality

The Presiding Member reminded Councillors and Staff of the requirements of Council's Code of Conduct in accordance with Section 5.103 of the *Local Government Act*.

6.1 Councillor Binks – Item 21.14 - No. 47 (Lot 468) Meriwa Street, Nedlands - Retrospective Air-Conditioner & Proposed Screen and Front Fence to a Single House

Councillor Binks disclosed an impartiality interest in Item 21.14 - No. 47 (Lot 468) Meriwa Street, Nedlands - Retrospective Air-Conditioner & Proposed Screen and Front Fence to a Single House. He disclosed that the application is for a neighbouring property to a fellow Councillor and as a consequence there may be a perception that impartiality on the matter may be affected. He declared that he would consider this matter on its merits and vote accordingly.

6.2 Councillor Hassell – PD20.14. - No. 17 (Lot 253) Loneragan Street Nedlands - Proposed Two Storey Single House

Councillor Hassell disclosed an impartiality interest in Item PD20.14 - No. 17 (Lot 253) Loneragan Street Nedlands - Proposed Two Storey Single House. He disclosed that he lives across the street from the residence, and as a consequence, there may be a perception that his impartiality on the matter may be affected. He declared that he would consider this matter on its merits and vote accordingly.

6.3 Councillor Hassell – PD21.14 – No. 47 (Lot 468) Meriwa Street, Nedlands - Retrospective Air-Conditioner & Proposed Screen and Front Fence to a Single House

Councillor Hassell disclosed an impartiality interest in Item PD21.14 - No. 47 (Lot 468) Meriwa Street, Nedlands - Retrospective Air-Conditioner & Proposed Screen and Front Fence to a Single House. He disclosed that the application was adjacent to a fellow Councillor, and as a consequence, there may be a perception that his impartiality on the matter may be affected. He declared that he would consider this matter on its merits and vote accordingly.

6.4 Councillor Wetherall – PD21.14 – No. 47 (Lot 468) Meriwa Street, Nedlands - Retrospective Air-Conditioner & Proposed Screen and Front Fence to a Single House

Councillor Wetherall disclosed an impartiality interest in PD21.14 - No. 47 (Lot 468) Meriwa Street, Nedlands - Retrospective Air-Conditioner & Proposed Screen and Front Fence to a Single House. He disclosed that the application was adjacent to a fellow Councillor, and as a consequence, there may be a perception that his impartiality on the matter may be affected. He declared that he would consider this matter on its merits and vote accordingly.

7 Declarations by Members That They Have Not Given Due Consideration to Papers

Nil.

8 Confirmation of Minutes

8.1 Ordinary Council meeting 27 May 2014

Moved – Councillor Binks
Seconded – Councillor Hodsdon

That the minutes of the Ordinary Meeting of Council held on 27 May 2014 are confirmed.

CARRIED UNANIMOUSLY 13/-

9 Announcements of the Presiding Member without discussion

Functions where the Mayor represented the City since the last Council meeting:

28 May 2014	Councils for Democracy	Meeting
29 May 2014	LG Planners Association	Land acquisition for Local Government
30 May 2014	Singapore Government	World Cities Summit 2014
6 June 2014	Singapore Government	World Cities Summit 2014
11 June 2014	Councils for Democracy	Meeting
11 June 2014	National Trust of Australia (WA)	Register of Significant Trees
12 June 2014	Australian Property Institute	Forum@4 – The New Retail Landscape
13 June 2014	City of Vincent	The Future of the City of Perth
13 June 2014	City of Nedlands	Tresillian Art Exhibition Opening
17 June 2014	Australian Institute of Architects	Urban Design Committee Meeting
18 June 2014	UDIA	Department of Planning Reform
20 June 2014	Councils for Democracy	Meeting

The Mayor added that the Singapore Conference was one of the most outstanding conferences he had attended and he would be providing a report on the Conference to all Councillors in the near future.

10 Members announcements without discussion

10.1 Councillor Wetherall

Councillor Wetherall advised that he attended Urban Artwork walk at the City of Perth with fellow Councillors Binks and Shaw. He also advised that he attended the Nedlands Lions Club Shed opening and congratulated staff on the Tresillian Student and Tutor Exhibition Opening.

10.2 Councillor McManus

Councillor McManus advised that he attended the Nedlands Lions Shed Opening and thanked Councillors Wetherall, Smyth and Binks for attending.

10.3 Councillor Hassell

Councillor Hassell advised he rode his bike through Claremont yesterday along the new path near the Karrakatta Cemetery. He said the installation of this path

is long overdue with many people walking along there each day. He congratulated staff on the installation of this path.

10.4 Councillor Binks

Councillor Binks advised that he attended the Urban Artwork walk at the City of Perth with Councillors Shaw and Wetherall. He advised it was very informative and good to see what other Councils are doing to reduce graffiti.

Councillor Binks also attended the busy bee day at the Mayo Community Gardens with Councillor Smyth.

11 Matters for Which the Meeting May Be Closed

Council, in accordance with Standing Orders and for the convenience of the public, is to identify any matter which is to be discussed behind closed doors at this meeting, and that matter is to be deferred for consideration as the last item of this meeting.

Item 17.1 – Financial Assistance with Legal Fees

12 Divisional reports and minutes of Council committees and administrative liaison working groups

12.1 Minutes of Council Committees

This is an information item only to receive the minutes of the various meetings held by the Council appointed Committees (N.B. This should not be confused with Council resolving to accept the recommendations of a particular Committee. Committee recommendations that require Council's approval should be presented to Council for resolution via the relevant departmental reports).

Moved – Councillor Binks
Seconded – Councillor Shaw

The Minutes of the following Committee meeting is received:

Council Committee
Circulated to Councillors on 16 June 2014

10 June 2014

CARRIED UNANIMOUSLY 13/-

Note: As far as possible all the following reports under items 12.2, 12.3 and 12.4 will be moved en-bloc and only the exceptions (items which Councillors wish to amend) will be discussed.

En Bloc

Moved - Councillor Shaw

Seconded – Councillor Hay

That all Committee Recommendations relating to Reports under items 12.2, 12.3, 12.4 and 12.5 with the exception of Report Nos. PD19.14 & PD21.14 are adopted en bloc.

CARRIED UNANIMOUSLY 13/-

12.2 Planning & Development Report No's PD19.14 to PD22.14 (copy attached)

Note: Regulation 11(da) of the *Local Government (Administration) Regulations 1996* requires written reasons for each decision made at the meeting that is significantly different from the relevant written recommendation of a committee or an employee as defined in section 5.70, but not a decision to only note the matter or to return the recommendation for further consideration.

PD19.14	No. 16 (Lot 49) Loch Street, Nedlands - Proposed Two-Storey Single House
----------------	---

Committee	10 June 2014
Council	24 June 2014
Applicant	Beaumonde Homes
Landowner	G Sharma
Officer	Matt Stuart – Senior Statutory Planning Officer
Director	Peter Mickleson – Director Planning & Development Services
File Reference	LO2/16 : DA13/407
Previous Item	Nil

Regulation 11(da) – Councillors agreed to refuse the application on the grounds of amenity.

Moved – Councillor Shaw
 Seconded – Councillor Wetherall

Council refuses an application for a two-storey single house at No. 16 (Lot 49) Loch Street, Nedlands, in accordance with the application and amended plans received on 24 April 2014, on grounds of amenity.

**Carried 10/3
 (Against: Crs. Smyth Horley McManus)**

Council Resolution

Council refuses an application for a two-storey single house at No. 16 (Lot 49) Loch Street, Nedlands, in accordance with the application and amended plans received on 24 April 2014, on grounds of amenity.

Amended Recommendation

Council approves an application for a two-storey single house at No. 16 (Lot 49) Loch Street, Nedlands, in accordance with the application and amended plans received on 10 June 2014, with the following conditions:

1. The development shall at all times comply with the approved plans.
2. All existing and proposed fencing, visual privacy screens and/or obscure glass panels to Major Openings and/or Active Habitable Spaces shown on the approved drawings, shall prevent overlooking in accordance with the visual privacy requirements of the *Residential Design Codes 2013* (R-Codes). The structure(s) shall be installed and remain in place permanently, unless otherwise approved by the City.
3. A further planning application and approval from the City is required for any fill or retaining walls on the lot, other than that shown on the approved plans.
4. Front walls and fences in the primary street setback area shall be:
 - a. A maximum height of 1.8m above natural ground level at the base of the wall;
 - b. Visually Permeable above 1.2m in accordance with the Residential Design Codes 2013 and Council Policy; and
 - c. Truncated or reduced to no higher than 750mm within 1.5m of where walls and fences adjoin vehicle access points, including neighbouring properties.
5. Dividing fences behind the front setback line, height no greater than 1.8m above approved levels and complying with the provisions of the *City of Nedlands Fencing Local Law 2007* are deemed to comply with the Scheme and do not require further planning approval. A further planning application and approval is required for other fencing, including heights greater than 1.8m above approved ground levels and/or forward of the front setback line.
6. All stormwater from the development, which includes permeable and non-permeable areas, shall be contained onsite by draining to soak-wells of adequate capacity to contain runoff from a 20 year recurrent storm event. Soak-wells shall be a minimum capacity of 1.0m³ for every 80m² of calculated surface area of the development.
7. All crossovers to the street(s) shall be constructed to the Council's Crossover Specifications and the applicant / landowner to obtain levels for crossovers from the Council's Infrastructure Services under supervision onsite, prior to commencement of works.
8. The existing crossover(s) shall be removed and the nature-strip / verge reinstated with grass or landscaping in accordance with Council's Nature-Strip / Verge Development Policy.

9. Concrete footpaths shall be retained across crossovers.
10. Any construction in the nature-strip / verge (including footpaths) will require a Nature-Strip / Verge Licence application to be lodged with, and approved by, the City's Engineering section, prior to construction.

Advice Notes specific to this approval:

1. Any fencing in the primary street setback area requires further development approval from the City.
2. All internal water closets and ensuites without fixed or permanent window access to outside air or which open onto a hall, passage, hobby or staircase, shall be serviced by a mechanical ventilation exhaust system which is ducted to outside air, with a minimum rate of air change equal to or greater than 25 litres / second.
3. All downpipes from guttering shall be connected so as to discharge into drains, which shall empty into a soak-well; and each soak-well shall be located at least 1.8m from any building, and at least 1.8m from the boundary of the block.
4. The landowner is advised that all mechanical equipment (e.g. air-conditioner, swimming pool or spa) is required to comply with the *Environmental Protection (Noise) Regulations 1997*, in relation to noise.
5. The applicant is advised to consult the City's *Visual and Acoustic Privacy Advisory Information* in relation to locating any mechanical equipment (e.g. air-conditioner, swimming pool or spa) such that noise, vibration and visual impacts on neighbours are mitigated. The City does not recommend installing any equipment near a property boundary where it is likely that noise will intrude upon neighbours.

Prior to selecting a location for an air-conditioner, the applicant is advised to consult the online fairair noise calculator at www.fairair.com.au and use this as a guide to prevent noise affecting neighbouring properties. Prior to installing mechanical equipment, the applicant is advised to consult neighbours, and if necessary, take measures to suppress noise.

6. This decision constitutes planning approval only and is valid for a period of two years from the date of approval. If the subject development is not substantially commenced within the two year period, the approval shall lapse and be of no further effect.

Committee Recommendation

That the consideration of this item be deferred to the Ordinary Meeting of Council to be held on 24 June 2014.

Recommendation to Committee

Council refuses an application for a two-storey single house at No. 16 (Lot 49) Loch Street, Nedlands, in accordance with the application and amended plans received on 24 April 2014, for the following reasons:

1. The proposed driveway grade does not meet AS2890.1, as it is considered to be too steep for vehicles to safely manoeuvre.
2. The proposed wall setbacks on the upper floor to the north side, for the sitting room and balcony does not meet element 5.1.3 C3.1 and P3.1 of the R-Codes, as it is considered that the impact upon the neighbouring outdoor living area is significant.

Note:

Please note that a further recommendation will be circulated prior to the Council Meeting in relation to this item.

PD20.14. No. 17 (Lot 253) Loneragan Street Nedlands - Proposed Two Storey Single House

Committee	10 June 2014
Council	24 June 2014
Applicant	APG Homes Pty Ltd
Owner	Julio Salazar and Cynthia Morillo
Officer	Thomas Geddes – Planning Officer
Director	Peter Mickleson – Director Planning & Development
File Reference	Nil

Councillor Hassell – Impartiality Interest

Councillor Hassell declared an impartiality interest in item in this item as previously declared in item 6.2.

Regulation 11(da) – Not applicable – Recommendation adopted.

Moved – Councillor Shaw
 Seconded – Councillor Hay

That the Recommendation to Council is adopted.
 (Printed below for ease of reference)

CARRIED UNANIMOUSLY EN BLOC 13/-

Council Resolution / Committee Recommendation / Recommendation to Committee

Council approves an application for a two storey single house at No. 17 (Lot 253) Loneragan Street, Nedlands in accordance with the application and the plans received 10 February 2014, subject to the following conditions:

- 1. The development shall at all times comply with the approved plans.**
- 2. All parapet walls shall be finished to a professional standard, to the satisfaction of the City.**
- 3. All footings and structures to retaining walls, fences and parapet walls shall be constructed wholly inside the site boundaries of the Certificate of Title.**

- 4. All street trees in the nature-strip / verge are to be retained and shall not be removed without written approval from the Manager Parks Services.**
- 5. All crossovers to the street shall be constructed to the Council's Crossover Specifications and the applicant / landowner to obtain levels for crossovers from the Council's Infrastructure Services under supervision onsite, prior to commencement of works.**
- 6. All stormwater from the development, which includes permeable and non-permeable areas, shall be contained onsite by draining to soak-wells of adequate capacity to contain runoff from a 20 year recurrent storm event. Soak-wells shall be a minimum capacity of 1.0m³ for every 80m² of calculated surface area of the development.**
- 7. A further planning application and approval from the City is required for any fill or retaining walls on the lot, other than that shown on the approved plans.**
- 8. Dividing fences behind the front setback line, height no greater than 1.8m above approved levels and complying with the provisions of the City of Nedlands Fencing Local Law 2007 are deemed to comply with the Scheme and do not require further planning approval. A further planning application and approval is required for other fencing, including heights greater than 1.8m above approved ground levels and/or forward of the front setback line.**
- 9. The use of bare or painted metal building materials is permitted on the basis that, if during or following the erection of the development the Council forms the opinion that glare which is produced from the building / roof has or will have a significant detrimental effect upon the amenity of neighbouring properties, the Council may require the owner to treat the building / roof to reduce the reflectivity to a level acceptable to Council.**
- 10. All obscure glass panels / Lumisty to Major Openings and/or Active Habitable Spaces shown on the approved drawings, shall prevent overlooking in accordance with the visual privacy requirements of the Residential Design Codes of WA. The structure(s) shall be installed and remain in place permanently, unless otherwise approved by the City.**
- 11. Front fencing and letterbox shall be in accordance with the Hollywood and Swanbourne Design Guidelines. The fence in front of the dwelling and dividing lots (excluding and retaining on which the fence is constructed) shall be 900mm maximum height.**

12. The fence behind the front setback and dividing lots shall be at a nominal height of 1800mm maximum (excluding any retaining wall on which the fence is constructed) shall be constructed in materials, colours and style to match and complement the dwelling.
13. Fibrous cement (i.e. Super Six), corrugated metal sheeting (i.e. Colorbond), and timber pinelap fences are not permitted.
14. Curved, tinted and reflective glass shall not be visible from the street.
15. All pipes, wired services, clothes drying areas, hot water storage tanks and such items shall not be seen from anywhere in the public realm. Air-conditioners, TV antennae, satellite dishes and radio masts shall not be visible from the primary street, and not easily seen from the secondary street or neighbouring properties (e.g. preferably located at ground level or if roof mounted, at the rear of the roof and below the ridge level).

Advice Notes specific to this approval:

1. All internal water closets and ensuites without fixed or permanent window access to outside air or which open onto a hall, passage, hobby or staircase, shall be serviced by a mechanical ventilation exhaust system which is ducted to outside air, with a minimum rate of air change equal to or greater than 25 litres / second.
2. All downpipes from guttering shall be connected so as to discharge into drains which shall empty into a soak-well and each soak-well shall be located at least 1.8m from any building, and at least 1.8m from the boundary of the block.
3. The applicant is advised to consult the City's *Visual and Acoustic Privacy Advisory Information* in relation to selecting and locating any air-conditioner or swimming pool or spa mechanical equipment such that noise, vibration and visual impact on neighbours is mitigated. The City does not recommend installing any equipment near a property boundary where it is likely noise in these locations will intrude on neighbouring properties.
4. Prior to selecting a location to install an air-conditioner, applicant is advised to consult the online fairair noise calculator at www.fairair.com.au and use this as a guide on air-conditioner placement so as to prevent noise affecting neighbouring properties.
5. Prior to installing an air-conditioner or swimming pool or spa mechanical equipment, the applicant is advised to consult residents of neighbouring properties and if necessary take measures to suppress noise.

- 6. This decision constitutes planning approval only and is valid for a period of 2 years from the date of approval. If the subject development is not substantially commenced within the 2 year period, the approval shall lapse and be of no further effect.**

PD21.14	No. 47 (Lot 468) Meriwa Street, Nedlands - Retrospective Air-Conditioner & Proposed Screen and Front Fence to a Single House
----------------	---

Committee	10 June 2014
Council	24 June 2014
Applicant	S Tan
Landowner	S & R Tan
Officer	Matt Stuart – Senior Statutory Planning Officer
Director	Peter Mickleson – Director Planning & Development Services
File Reference	ME4/47 : DA13/508
Previous Item	Nil

Councillor Hodsdon – Financial Interest

It was noted that Councillor Hodsdon had previously declared a financial interest as advised in item 5.2 and departed the Chambers at 7.33pm.

Councillor Hassell – Impartiality Interest

Councillor Hassell declared an impartiality interest as advised in item 6.3.

Councillor Wetherall – Impartiality Interest

Councillor Wetherall declared an impartiality interest as advised in item 6.4.

Councillor Binks – Impartiality Interest

Councillor Binks declared an impartiality interest as advised in item 6.1.

Regulation 11(da) - Not applicable – Recommendation adopted.

Moved – Councillor Hassell

Seconded – Councillor Wetherall

That the Recommendation to Council is adopted.

(Printed below for ease of reference)

CARRIED UNANIMOUSLY 12/-

Council Resolution /Committee Recommendation

That Council:

- 1 refuses the application for retrospective air-conditioner and proposed screen enclosure to a single house at No. 47 (Lot 468) Meriwa Street, Nedlands, in accordance with the application and amended plans received on 14 May 2014; and**
- 2 approves the application for the front fence.**

Advice Note:

- 1 Council is prepared to consider an alternative location for the air-conditioner behind the front setback.**

Recommendation to Committee

Council approves an application for retrospective air-conditioner and proposed screen enclosure and front fence to a single house at No. 47 (Lot 468) Meriwa Street, Nedlands, in accordance with the application and amended plans received on 14 May 2014, with the following conditions:

1. The development shall at all times comply with the approved plans.

Advice Notes specific to this proposal:

1. The development is required to comply at all times with the Environmental Protection (Noise) Regulations 1997.
2. This decision constitutes planning approval only and is valid for a period of two years from the date of approval. If the subject development is not substantially commenced within the two year period, the approval shall lapse and be of no further effect.

Councillor Hodsdon returned to the Chambers at 7.35pm.

PD22.14	Tresillian Artist Studio Leases – Extension to term
----------------	--

Committee	June 10 2014
Council	June 24 2014
Applicant	City of Nedlands
Owner	City of Nedlands
Officer	Rebecca Boley – Property Management Officer
Director	Peter Mickleson – Planning & Development
File Reference	Tresillian Leases – Sharepoint – Contracts & Property – Leased Building Cases – Tresillian
Previous Item	Nil

Regulation 11(da) – Not applicable – Recommendation adopted.

Moved – Councillor Shaw
 Seconded – Councillor Hay

That the Recommendation to Council is adopted.

(Printed below for ease of reference)

CARRIED UNANIMOUSLY EN BLOC 13/-

Council Resolution / Committee Recommendation / Recommendation to Committee

That Council:

- 1. Agrees that the 2014/15 rental amount for the Garage and Courtyard studios at the Tresillian Community Centre be the rental amounts in 2013/14 financial year adjusted by CPI to reflect market fluctuations;**
- 2. Delegates to the CEO the authority to consider and respond to any submissions which arise from the public advertisement of the proposed extension to lease term for the Garage and Courtyard Studios;**
- 3. Agrees to extend the term of lease with the current lessees of the Garage and Courtyard Studios, Tresillian Community Centre, until 30 June 2015, subject to satisfaction of the CEO of the public advertisement process noted above; and**

Agrees to lease the Green Studio – Tresillian Community Centre to Holistic Education Services Pty Ltd, a charitable entity, until 30 June 2015 on the City’s standard terms of lease of a Tresillian artist studio at the rental amount equivalent to the current lease rental in 2013/14 financial year adjusted by CPI.

12.3 Technical Services Report No's TS11.14 to TS12.14 (copy attached)

Note: Regulation 11(da) of the *Local Government (Administration) Regulations 1996* requires written reasons for each decision made at the meeting that is significantly different from the relevant written recommendation of a committee or an employee as defined in section 5.70, but not a decision to only note the matter or to return the recommendation for further consideration.

TS11.14 Tender No. 2013/14.21 – Landscape Maintenance Services

Committee	10 June 2014
Council	24 June 2014
Applicant	City of Nedlands
Officer	Taryn King - Purchasing and Tenders Coordinator
Director	Mark Goodlet – Director Technical Services
File Reference	TS-PRO-00007
Previous Item	Not Applicable

Regulation 11(da) – Not applicable – Recommendation adopted.

Moved – Councillor Shaw
 Seconded – Councillor Hay

That the Recommendation to Council is adopted.
 (Printed below for ease of reference)

CARRIED UNANIMOUSLY EN BLOC 13/-

Council Resolution / Committee Recommendation / Recommendation to Committee

That Council:

- 1. agrees to award tender no. 2013/14.21 to Green Life Group Pty Ltd for the provision of landscape maintenance services as per the schedule of rates (Attachment 1) submitted; and**
- 2. authorises the Chief Executive Officer to sign an acceptance of offer for this tender.**

TS12.14 Tender No. 2013/14.02 – Provision of Cleaning Services
--

Committee	10 June 2014
Council	24 June 2014
Applicant	City of Nedlands
Officer	Taryn King - Purchasing and Tenders Coordinator
Director	Mark Goodlet – Director Technical Services
File Reference	TEN/411
Previous Item	Not Applicable

Regulation 11(da) – Not applicable – Recommendation adopted.

Moved – Councillor Shaw
 Seconded – Councillor Hay

That the Recommendation to Council is adopted.

(Printed below for ease of reference)

CARRIED UNANIMOUSLY EN BLOC 13/-

Council Resolution / Committee Recommendation / Recommendation to Committee

That Council:

- 1. agrees to award tender no. 2013/14.02 to Cleandustrial Services Pty Ltd for the provision of cleaning services as per the schedule of rates (Attachment 1) submitted; and**
- 2. authorises the Chief Executive Officer to sign an acceptance of offer for this tender.**

12.4 Corporate & Strategy Report No's CPS22.14 to CPS24.14 (copy attached)

Note: Regulation 11(da) of the *Local Government (Administration) Regulations 1996* requires written reasons for each decision made at the meeting that is significantly different from the relevant written recommendation of a committee or an employee as defined in section 5.70, but not a decision to only note the matter or to return the recommendation for further consideration.

CPS22.14	List of Accounts Paid – March 2014
-----------------	---

Committee	10 June 2014
Council	24 June 2014
Applicant	City of Nedlands
Officer	Rajah Senathirajah – Manager Finance
Director	Michael Cole – Director Corporate & Strategy
File Reference	Fin/072-17
Previous Item	Nil

Regulation 11(da) – Not applicable – Recommendation adopted.

Moved – Councillor Shaw
 Seconded – Councillor Hay

That the Recommendation to Council is adopted.

(Printed below for ease of reference)

CARRIED UNANIMOUSLY EN BLOC 13/-

Council Resolution / Committee Recommendation / Recommendation to Committee

That Council receives the List of Accounts Paid for the month of April 2014 (Refer to Attachment).

CPS23.14 Policy Review

Committee	10 June 2014
Council	24 June 2014
Applicant	City of Nedlands
Officer	Phoebe Huigens – Policy & Project Officer
Director	Michael Cole – Director Corporate & Strategy
File Reference	IFM/417
Previous Item	Nil

Regulation 11(da) – Not applicable – Recommendation adopted.

Moved – Councillor Shaw
 Seconded – Councillor Hay

That the Recommendation to Council is adopted.

(Printed below for ease of reference)

CARRIED UNANIMOUSLY EN BLOC 13/-

Council Resolution / Committee Recommendation / Recommendation to Committee

That Council approves the Fill and Fencing policy as attached.

CPS24.14 Corporate Business Plan – Quarter 3 2013/14

Committee	10 June 2014
Council	24 June 2014
Applicant	City of Nedlands
Officer	Mike Fletcher, Manager Corporate Strategy & Systems
Director	Michael Cole – Director Corporate & Strategy
File Reference	Corporate Strategy & Systems
Previous Item	Nil

Regulation 11(da) – Not applicable – Recommendation adopted.

Moved – Councillor Shaw
 Seconded – Councillor Hay

That the Recommendation to Council is adopted.

(Printed below for ease of reference)

CARRIED UNANIMOUSLY EN BLOC 13/-

Council Resolution / Committee Recommendation / Recommendation to Committee

That Council receives the Quarter 3 2013/14 report on progress towards “Nedlands 2023 – Making it Happen”, the Corporate Business Plan.

13 Reports by the Chief Executive Officer

13.1 Common Seal Register Report – May 2014

Moved – Councillor Shaw
Seconded – Councillor James

The attached Common Seal Register Report for the month of May 2014 is received.

CARRIED UNANIMOUSLY 13/-

May 2014

691	1 May 2014	Planning & Development	Council Resolution Item 13.4 11 December 2012	Licence Agreement between City of Nedlands & Lions Club – Claremont Nedlands for purpose of Storage Shed located on Reserve 28416 – Lawler Park (2 copies)
692	1 May 2014	Planning & Development	Council Resolution Item 13.7 25 February 2014	Lease Agreement between City of Nedlands & Mayo Community Garden Inc – Lease of Portion of Lot 131 on Deposited Plan 222332 (No. 91) Wood Street Swanbourne (copies)
693	1 May 2014	Technical Services	Council Resolution Report TS05.14 25 March 2014	Contract between City of Nedlands & BCE Surveying Pty Ltd for Supply of Consulting Services RFT 2013/14.15
694	1 May 2014	Technical Services	Council Resolution Report TS05.14 25 March 2014	Contract between City of Nedlands & Wood and Grieve Engineers for Supply of Consulting Services RFT 2013/14.15
695	2 May 2014	Technical Services	Council Resolution Report TS05.14 25 March 2014	Contract between City of Nedlands & Blue Visions Management for Supply of Consulting Services RFT 2013/14.15
696	5 May 2014	Technical Services	Council Resolution Report TS05.14 25 March 2014	Contract between City of Nedlands & SIA Architects for Supply of Consulting Services RFT 2013/14.15
697	5 May 2014	Technical Services	Council Resolution Report TS05.14 25 March 2014	Contract between City of Nedlands & Ecoscape for Supply of Consulting Services RFT 2013/14.15
698	5 May 2014	Technical Services	Council Resolution Report TS05.14 25 March 2014	Contract between City of Nedlands & ADG Engineers for Supply of Consulting Services RFT 2013/14.15
699	8 May 2014	Technical Services	Council Resolution Report TS07.14 22 April 2014	RFT 2013/14.23 Part B – Provision of building Condition & Valuation Audit. Between City of Nedlands & Griffin Valuation Advisory
700	8 May 2014	Technical Services	Council Resolution Report TS05.14 25 March 2014	Contract between City of Nedlands & Core Business for Supply of Consulting Services RFT 2013/14.15

May 2014

701	8 May 2014	Technical Services	Council Resolution Report TS08.14 22 April 2014	Contract between City of Nedlands & Bluestone WA Pty Ltd / Trading as WA Profiling for RFT 2013/14.22
702	15 May 2014	Technical Services	Council Resolution Report TS05.14 25 March 2014	Contract between City of Nedlands & Worley Parsons Services Pty Ltd for Supply of Consulting Services RFT 2013/14.15

13.2 List of Delegated Authorities – May 2014

Moved – Councillor James
Seconded – Councillor Hassell

The attached List of Delegated Authorities for the month of May 2014 is received.

CARRIED UNANIMOUSLY 13/-

Record of Delegations of Authority and Authorisations

Date registered	Time registered	Registered by	Title	Position exercising delegated authority (choose)	Act (choose)	Section of Act	Applicant City of Nedlands, property owner or other (please specify)
1/5/2014	11.09 am	Nicole Ceric	Apply Common Seal Seal No. 691 Licence Agreement between City of Nedlands & Lions Club – Claremont Nedlands for purpose of Storage Shed located on Reserve 28416 – Lawler Park (2 copies)	Director Technical Services	Local Government Act 1995		City of Nedlands
1/5/14	1.13 pm	Nicole Ceric	Apply Common Seal Seal No. 692 Lease Agreement between City of Nedlands & Mayo Community Garden Inc – Lease of Portion of Lot 131 on Deposited Plan 222332 (No. 91) Wood Street Swanbourne (2 copies)	Director Technical Services	Local Government Act 1995		City of Nedlands
1/5/14	1.15 pm	Nicole Ceric	Apply Common Seal Seal No. 693 Contract between City of Nedlands & BCE Surveying Pty Ltd for Supply of Consulting Services RFT 2013/14.15	Director Technical Services	Local Government Act 1995		City of Nedlands

Record of Delegations of Authority and Authorisations

22/05/2014	1.54pm	Pollyanne Fisher	Letter to decline financial sponsorship of City to Surf 2014	Director Technical Services	Local Government Act 1995		
22/05/2014	1.54pm	Pollyanne Fisher	Letter to confirm sponsorship of Cat Haven is under Council consideration for 14/05	Director Technical Services	Local Government Act 1995		
22/05/2014	1.57pm	Pollyanne Fisher	Employment requisition approval for Ranger Administration Officer	Director Technical Services	Local Government Act 1995		
22/05/2014	1.57pm	Pollyanne Fisher	Invoice Request - Western Australian Planning Commission for Restoration and Linkage of BushForever Site 315 and Swanbourne Dunes 2 nd payment	Director Technical Services	Local Government Act 1995		
22/05/2014	1.57pm	Pollyanne Fisher	Invoice Request – Western Australian Planning Commission for Restoration and Linkage of Flyash Hill and Swale 2 nd payment	Director Technical Services	Local Government Act 1995		
6/5/2014	8.47am	Natalie Wilson	Approval to write off of minor rate debts – April 2014 - \$193.95	Chief Executive Officer	Local Government Act 1995	Section 6.12(1)(c)	City of Nedlands
1/5/2014	10.18 am	Nicole Ceric	Apply Common Seal Seal No. 694 Contract between City of Nedlands & Wood and Grieve Engineers for	Director Technical Services	Local Government Act 1995		City of Nedlands

Record of Delegations of Authority and Authorisations

			Supply of Consulting Services RFT 2013/14.15				
2/5/2014	10.25 am	Nicole Ceric	Apply Common Seal Seal No. 695 Contract between City of Nedlands & Blue Visions Management for Supply of Consulting Services RFT 2013/14.15	Director Technical Services	Local Government Act 1995		City of Nedlands
5/5/2014	10.30 am	Nicole Ceric	Apply Common Seal Seal No. 696 Contract between City of Nedlands & SIA Architects for Supply of Consulting Services RFT 2013/14.15	Chief Executive Officer	Local Government Act 1995		City of Nedlands
5/5/2014	10.35 am	Nicole Ceric	Apply Common Seal Seal No. 697 Contract between City of Nedlands & Ecoscape for Supply of Consulting Services RFT 2013/14.15	Chief Executive Officer	Local Government Act 1995		City of Nedlands
5/5/2014	10.40 am	Nicole Ceric	Apply Common Seal Seal No. 698 Contract between City of Nedlands & ADG Engineers for Supply of Consulting Services RFT 2013/14.15	Chief Executive Officer	Local Government Act 1995		City of Nedlands
06/05/2014	11.55am	Emma Wallace	11 Charles Lane, Mt Claremont	Manager Statutory Planning	City of Nedlands TPS2	Section 6.7.1	T Jones

Record of Delegations of Authority and Authorisations

06/05/2014	11.59am	Emma Wallace	82 Grovedale Road, Floreat	Manager Statutory Planning	City of Nedlands TPS2	Section 6.7.1	Living Environs Pty Ltd
06/05/2014	12.02pm	Emma Wallace	40a Mengler Avenue, Claremont	Manager Statutory Planning	City of Nedlands TPS2	Section 6.7.1	Mr B & H Hewer
06/05/2014	12.03pm	Emma Wallace	90 Kingsway, Nedlands	Manager Statutory Planning	City of Nedlands TPS2	Section 6.7.1	Ms G E Birch
06/05/2014	12.05pm	Emma Wallace	1 Heritage Lane Mt Claremont	Manager Statutory Planning	City of Nedlands TPS2	Section 6.7.1	Peter D Webb & Associates
06/05/2014	12.05pm	Emma Wallace	2 Milyarm Rise, Swanbourne	Manager Statutory Planning	City of Nedlands TPS2	Section 6.7.1	Alfred Developments Pty Ltd
06/05/2014	12.07pm	Emma Wallace	36 Mountjoy Road, Nedlands	Manager Statutory Planning	City of Nedlands TPS2	Section 6.7.1	Aqua-Technics - Wleshpool
06/05/2014	12.08pm	Emma Wallace	4 Burwood Street, Nedlands	Manager Statutory Planning	City of Nedlands TPS2	Section 6.7.1	Studio 8 Builders & Designers Pty Ltd
06/05/2014	12.08pm	Emma Wallace	33 Mimosa Avenue, Mt Claremont	Manager Statutory Planning	City of Nedlands TPS2	Section 6.7.1	101 Residential Pty Ltd
06/05/2014	12.09pm	Emma Wallace	83 Circe Circle Dalkeith	Manager Statutory Planning	City of Nedlands TPS2	Section 6.7.1	Vue Developments
06/05/2014	12.09pm	Emma Wallace	11b Mayfair Street, Mt Claremont	Manager Statutory Planning	City of Nedlands TPS2	Section 6.7.1	Sharp & Van Rhyn Architects

Record of Delegations of Authority and Authorisations

06/05/2014	12.11pm	Emma Wallace	14/26 BroomeStreet, Nedlands	Manager Statutory Planning	City of Nedlands TPS2	Section 6.7.1	Mr D Vu
06/05/2014	12.12pm	Emma Wallace	65 Vincent Street, Nedlands	Manager Statutory Planning	City of Nedlands TPS2	Section 6.7.1	Allwest Metal Designs
06/05/2014	12.12pm	Emma Wallace	41 Robinson Street, Nedlands	Manager Statutory Planning	City of Nedlands TPS2	Section 6.7.1	T Stafford
06/05/2014	12.14pm	Emma Wallace	164 Victoria Avenue Dalkeith	Manager Statutory Planning	City of Nedlands TPS2	Section 6.7.1	A J Hardie
06/05/2014	12.34pm	Emma Wallace	38 Abbey Garden Mt Claremont	Manager Statutory Planning	City of Nedlands TPS2	Section 6.7.1	Peter Stannard Homes Pty Ltd
06/05/2014	12.34pm	Emma Wallace	36 Melvista Avenue, Dalkeith	Manager Statutory Planning	City of Nedlands TPS2	Section 6.7.1	
06/05/2014	12.34pm	Emma Wallace	7a Bulimba Road, Nedlands	Manager Statutory Planning	City of Nedlands TPS2	Section 6.7.1	Perth Patio Perfection
06/05/2014	12.34pm	Emma Wallace	2a Boronia Avenue, Nedlands	Manager Statutory Planning	City of Nedlands TPS2	Section 6.7.1	Webb & Brown Neaves
06/05/2014	12.34pm	Emma Wallace	68 Smyth Road, Nedlands	Manager Statutory Planning	City of Nedlands TPS2	Section 6.7.1	Platinum Outdoors
06/05/2014	12.34pm	Emma Wallace	7 Thomas Street, Nedlands	Manager Statutory Planning	City of Nedlands TPS2	Section 6.7.1	Riverina Pools

Record of Delegations of Authority and Authorisations

06/05/2014	12.34pm	Emma Wallace	30 Swansea Street, Swanbourne	Manager Statutory Planning	City of Nedlands TPS2	Section 6.7.1	Ms M Canning
06/05/2014	12.34pm	Emma Wallace	27a Alfred Road, Mt Claremont	Manager Statutory Planning	City of Nedlands TPS2	Section 6.7.1	Webb & Brown Neaves
06/05/2014	12.34pm	Emma Wallace	6a Erica Avenue, Mt Claremont	Manager Statutory Planning	City of Nedlands TPS2	Section 6.7.1	Torre Pty Ltd
06/05/2014	12.34pm	Emma Wallace	24 Meriwa Street, Nedlands	Manager Statutory Planning	City of Nedlands TPS2	Section 6.7.1	D T Kuan
06/05/2014	12.34pm	Emma Wallace	48 Robinson Street, Nedlands	Manager Statutory Planning	City of Nedlands TPS2	Section 6.7.1	T J Hydzik
06/05/2014	12.34pm	Emma Wallace	59 Archdeacon Street, Nedlnds	Manager Statutory Planning	City of Nedlands TPS2	Section 6.7.1	Mr T Roberts
06/05/2014	12.34pm	Emma Wallace	34 Robinson Street, Nedlands	Manager Statutory Planning	City of Nedlands TPS2	Section 6.7.1	P Anderson
06/05/2014	12.34pm	Emma Wallace	11 Broadway, Nedlands	Manager Statutory Planning	City of Nedlands TPS2	Section 6.7.1	Dr C H Tan
06/05/2014	12.34pm	Emma Wallace	10 Kingsway, Nedlands	Manager Statutory Planning	City of Nedlands TPS2	Section 6.7.1	Empire Lane
06/05/2014	12.34pm	Emma Wallace	140 Rochdale Road, Mt Claremont	Manager Statutory Planning	City of Nedlands TPS2	Section 6.7.1	Mrs D Watson

Record of Delegations of Authority and Authorisations

06/05/2014	12.34pm	Emma Wallace	81 Stanley Street, Nedlands	Manager Statutory Planning	City of Nedlands TPS2	Section 6.7.1	Craig Shelles Homes
06/05/2014	12.34pm	Emma Wallace	83 Thomas Street, Nedlands	Manager Statutory Planning	City of Nedlands TPS2	Section 6.7.1	Gresley Abas Architects
06/05/2014	12.34pm	Emma Wallace	62 Webster Street, Nedlands	Manager Statutory Planning	City of Nedlands TPS2	Section 6.7.1	APV Constructions Pty Ltd
06/05/2014	12.34pm	Emma Wallace	25 Elizabeth Street, Nedlands	Manager Statutory Planning	City of Nedlands TPS2	Section 6.7.1	Barrier Reef Pools WA Pty Ltd
06/05/2014	12.34pm	Emma Wallace	61 Louise Street, Nedlands	Manager Statutory Planning	City of Nedlands TPS2	Section 6.7.1	J G Trench
06/05/2014	12.34pm	Emma Wallace	87 Alderbury Street, Floreat	Manager Statutory Planning	City of Nedlands TPS2	Section 6.7.1	Select Pools
06/05/2014	12.34pm	Emma Wallace	8 Odern Crescent, Swanbourne	Manager Statutory Planning	City of Nedlands TPS2	Section 6.7.1	Philippa Mowbray Architects
06/05/2014	12.34pm	Emma Wallace	20 Godetia Gardens, Mt Claremont	Manager Statutory Planning	City of Nedlands TPS2	Section 6.7.1	Patio Living
06/05/2014	12.34pm	Emma Wallace	23 Robinson Street, Nedlands	Manager Statutory Planning	City of Nedlands TPS2	Section 6.7.1	S Buckland
06/05/2014	12.34pm	Emma Wallace	173 Alfred Road, Mt Claremont	Manager Statutory Planning	City of Nedlands TPS2	Section 6.7.1	Western Australian planning Commission

Record of Delegations of Authority and Authorisations

06/05/2014	12.34pm	Emma Wallace	57 Gallop Road, Dalkeith	Manager Statutory Planning	City of Nedlands TPS2	Section 6.7.1	S Krishnan
06/05/2014	12.34pm	Emma Wallace	86 Smyth Road, Nedlands	Manager Statutory Planning	City of Nedlands TPS2	Section 6.7.1	Living Environs Pty Ltd
06/05/2014	12.34pm	Emma Wallace	19 Whitfeld Street, Floreat	Manager Statutory Planning	City of Nedlands TPS2	Section 6.7.1	Mrs J E Murphy
06/05/2014	12.34pm	Emma Wallace	90 Birkdale Street, Floreat	Manager Statutory Planning	City of Nedlands TPS2	Section 6.7.1	Mrs W Trethowan
06/05/2014	12.34pm	Emma Wallace	72 Vincent Street, Nedlands	Manager Statutory Planning	City of Nedlands TPS2	Section 6.7.1	A Chow
06/05/2014	12.34pm	Emma Wallace	19 Clifton Street, Nedlands	Manager Statutory Planning	City of Nedlands TPS2	Section 6.7.1	W K, C L & E J Dyer
06/05/2014	12.34pm	Emma Wallace	16 Taylor Road, Nedlands	Manager Statutory Planning	City of Nedlands TPS2	Section 6.7.1	Y.Y Chong
06/05/2014	12.34pm	Emma Wallace	23 Strickland Street, Mt Claremont	Manager Statutory Planning	City of Nedlands TPS2	Section 6.7.1	Rokbuild Pty Ltd
8/5/2014	2.07 pm	Nicole Ceric	Apply Common Seal Seal No. 699 RFT 2013/14.23 Part B – Provision of building Condition & Valuation Audit. RFT 2013/14.23 Part B – Provision of building Condition &	Chief Executive Officer	Local Government Act 1995		City of Nedlands

Record of Delegations of Authority and Authorisations

			Valuation Audit. Between City of Nedlands & Griffin Valuation Advisory				
8/5/2014	2.11 pm	Nicole Ceric	Apply Common Seal Seal No. 700 Contract between City of Nedlands & Core Business for Supply of Consulting Services RFT 2013/14.15	Chief Executive Officer	Local Government Act 1995		City of Nedlands
8/5/2014	2.15 pm	Nicole Ceric	Apply Common Seal Seal No. 701 Contract between City of Nedlands & Bluestone WA Pty Ltd / Trading as WA Profiling for RFT 2013/14.22	Chief Executive Officer	Local Government Act 1995		City of Nedlands
14/05/2014	9:30am	Rachelle Davies	Parking Infringement withdrawn - 3001484 – Jesse Smith	Manager Health and Compliance	Local Government Act 1995	Section 9.20/6.12(1)	Jesse Smith
14/05/2014	9:30am	Rachelle Davies	Parking Infringement withdrawn - 3010646 – Judy Keals	Manager Health and Compliance	Local Government Act 1995	Section 9.20/6.12(1)	Judy Keals
14/05/2014	9:30am	Rachelle Davies	Parking Infringement withdrawn - 3001584 – Yuki Wu	Manager Health and Compliance	Local Government Act 1995	Section 9.20/6.12(1)	Yuki Wu
14/05/2014	3.49 pm	Rachelle Davies	Parking Infringement withdrawn - 3007467 – Bill Wright	Manager Health and Compliance	Local Government Act 1995	Section 9.20/6.12(1)	Bill Wright

Record of Delegations of Authority and Authorisations

15/5/14	8.43 am	Nicole Ceric	Apply Common Seal Seal No. 702 Contract between City of Nedlands & Worley Parsons Services Pty Ltd for Supply of Consulting Services RFT 2013/14.15	Chief Executive Officer	Local Government Act 1995		City of Nedlands
19/1/2014	4.26	Rachelle Davies	Parking Infringement withdrawn - 3001525 – John Whitton	Director Planning & Development	Local Government Act 1995	Section 9.20/6.12(1)	John Whitton
20/1/2014	4.26	Rachelle Davies	Parking Infringement withdrawn - 3001693 – Louise Abbott	Director Planning & Development	Local Government Act 1995	Section 9.20/6.12(1)	Louise Abbott
20/1/2014	4.26	Rachelle Davies	Parking Infringement withdrawn - 3009258 – Clifford Gooch	Manager Health and Compliance	Local Government Act 1995	Section 9.20/6.12(1)	Clifford Gooch
20/1/2014	4.26	Rachelle Davies	Parking Infringement withdrawn - 3011072 – Paul Mathiessen	Manager Health and Compliance	Local Government Act 1995	Section 9.20/6.12(1)	Paul Mathiessen

13.3 Funding Arrangements: Collegians Amateur Football Clubrooms, David Cruickshank Reserve

Committee	10 June 2014
Council	24 June 2014
Applicant	City of Nedlands
Officer	Marion Granich
CEO	Greg Trevaskis
File Reference	CMS/190
Previous Item	PD48.12 - 29 November 2012, CM07.13 – 24 September 2013

Regulation 11(da) – Not applicable – Recommendation adopted.

Moved – Councillor McManus
 Seconded – Councillor Shaw

That the Recommendation to Council is adopted.
 (Printed below for ease of reference)

CARRIED UNANIMOUSLY 13/-

Council Resolution / Committee Recommendation / Recommendation to Committee

That Council:

- 1. approves the proposed budget for the Collegians Amateur Football Club facility redevelopment in accordance with Cost Plan No. 1 Slattery Australia Pty Ltd (Quantity Surveyors) at a total estimated cost of \$2,672,353;**
- 2. approves the following funding arrangements for building of the Collegians Amateur Football Club facility redevelopment in accordance with schematic plans prepared by Hodge Collard Preston Architects:**

City of Nedlands	\$2,012,353
DSR – CSRFF Grant	\$ 500,000
Collegians Amateur Football Club	
Cash	\$ 75,000
Fitout	\$ 50,000
Architect (non cash)	<u>\$ 35,000</u>
	<u>\$2,672,353</u>

- 3. authorises the CEO to submit the Collegians Amateur Football Club facility redevelopment plan as prepared by Hodge Collard Preston Architects for planning development approval;**
- 4. accepts the terms and conditions for the grant of \$500,000 from the Department of Sport and Recreation (CSRFF) towards the Collegians Amateur Football Club facility redevelopment;**
- 5. in accordance with Regulation II, *Local Government (Functions and General) Regulation 1996 section 11(2)(f)* the City is of the opinion that public tenders not be called for architectural services due to the copyright and ownership of the approved concept plans;**
- 6. agrees to award closed tender no. 13-14.32 – Cruickshank Architecture to Hodge Collard Preston Architects as detailed in the tender and their response letter dated 24th April 2014;**
- 7. authorises the Chief Executive Officer to sign an acceptance of offer for this tender;**
- 8. accepts the offer and funding support of the Collegians Amateur Football Club as outlined in their letter of 29th May 2014; and**
- 9. authorises the CEO to seek quotations for quantity surveyor assistance and to enter into discussions with the Collegians Amateur Football Club in relation to the preparation of a new license agreement for the new clubrooms.**

Strategic Plan

1. Nedlands 2023 – 2013 – 2023 Strategic Community Plan
 - No. 1 Priority – Community and Sports Facilities
 - Master Plan – David Cruickshank Reserve Year 1
 - Build Year 2

2. Nedlands 2023 – Making It Happen 2013-2023 Corporate Business Plan
 - David Cruickshank Reserve

2013/14	\$3,166,500
2014/15	\$2,044,200
2015/16	\$3,805,300

3. Strategic Recreation Plan identifies 6 major sporting reserves as priority areas for sporting facilities development. The Collegians Amateur Football Clubrooms is one of these priority projects.

Background

On the 27th September 2013, Council approved the following and proposed funding arrangement for the Collegian Amateur Football Clubrooms project:

Source of Funding	
City of Nedlands	\$1,749,920
DSR	\$ 798,000
Collegians Amateur Football Club	<u>\$ 75,000</u>
	<u>\$2,622,920</u>

This did not include \$50,000 (for fit out) and \$35,000 for Architectural services to date to be included as part of the Collegians Amateur Football Club responsibilities and contribution.

On 30th September 2013 the CEO as authorised by Council lodged a grant application to the Department of Sport and Recreation requesting \$798,000 for the proposed redevelopment at David Cruickshank.

On 21st March 2014 the Department of Sport and Recreation notified Council that its application was successful and would receive \$500,000 towards the project (see attached letter from the Minister for Sport and Recreation).

Key Relevant Previous Council Decisions:

PD48.12 Final Endorsement of the David Cruickshank Master Plan – 27 November 2012 Council endorsed the guiding document for future development at the reserve including capital budget allocations and grant applications from reserve users.

CM07.13 Community Sport and Recreation Facilities Fund (CSRFF) – 27 September 2013 Council endorsed allocation of funds for the project at David Cruickshank Reserve and subsequent application to the Department of Sport and Recreation for a CSRFF grant.

Consultation

Required by legislation: Yes No
Required by City of Nedlands policy: Yes No

Redevelopment of the Collegians Amateur Football Club facility forms a key part of the David Cruickshank Reserve Master Plan.

The Master Plan for David Cruickshank Reserve was prepared by Pendall and Neille, Architects/Studio Baan Landscape with the final report presented to the City in September 2012. Extensive public consultation formed a key part of the Master Plan program with community workshops being conducted in February 2012 and June 2012. Major stakeholders including the Department of Sport and Recreation, Collegians Amateur Football Club, Dalkeith Tennis Club and Dalkeith-Nedlands Bowling Club provided input and feedback in the development of the Master Plan.

Legislation / Policy

Subsidies and Donations – Capital Development Grants to Sporting Clubs and Community Organisations has associated guidelines which state that:

- Priority will be given to sporting clubs and community groups located on reserves managed by the City of Nedlands.
- Priority will be given to projects identified in the City's Recreation Plan.
- Priority will be given to those sporting clubs and community organisations that can demonstrate that they are sustainable e.g. financial and membership.
- Priority will be given to those sporting clubs and community organisations that also receive financial support from other funding bodies (e.g. Department of Sport and Recreation's CSRFF).
- To facilitate the 'intent' of the policy Council shall give a higher priority to capital development projects that are designed to be used by more than one group or club, particularly where such bodies are not now sharing premises.
- Projects must be of a capital nature and financial assistance will not be provided for operational or maintenance purposes.
- The level of support will be based upon the benefit the project will provide to the City of Nedlands Community. This will include, but not be limited to, resident membership (total and proportional), support for junior sport and level of community access.
- The City of Nedlands will always retain the right not to provide funding in response to funding application.
- Legislation Relevant to tenders.

- Regulation II Local Government (Functions and General) Regulation 1996 section 11 (2)(f).

Budget/Financial Implications

Within current approved budget: Yes No
 Requires further budget consideration: Yes No

In September 2013 a Cost Plan was prepared by Quantity Surveyors, Slattery Australia Pty Ltd for the Collegians Amateur Football Club project:

The Total End Cost of Cost Plan No. 1 is \$2,672,353 excluding GST as summarized below. "In our opinion, subject to construction market conditions (including escalation factors) we believe that the Total Construction Budget can be achieved in the range of \$2,600,000 to \$2,750,000 excluding GST."

Cost Component	Amount
Building Cost Cost	\$1,640,482
External Works	\$ 374,581
External Services	\$ 123,625
Design Contingency	\$ 53,467
Construction Contingency	\$ 54,804
Cost Escalation	\$ 151,265
Total Construction Cost	\$2,398,244
Fit out Costs	\$ 49,433
Architects & Consultants Fees	\$ 224,696
Total Construction Budget	\$2,672,353

Revised Funding Arrangements:

Source	Approved 2013	September	Revised
City of Nedlands	\$1,714,353		\$2,012,353
DSR – CSRFF Grant	\$ 798,000		\$ 500,000
Collegian Amateur Football Club	\$ 75,000		\$ 75,000
Fitout	\$ 50,000 *		\$ 50,000
Architectural Services	\$ 35,000 *		\$ 35,000
Total Project	\$2,672,353		\$2,672,353

*Collegians Amateur Football Club Contributions not included in report to Council in September 2013.

Corporate Business Plan 2013-2017:

David Cruickshank Reserve

The plan includes funding of the Collegians Amateur Football Clubrooms at an estimated cost of \$2.8 million (approx.). Also separately included in the plan is

roadworks, playing field upgrades and landscaping in the vicinity of the new Collegians Football Club building. Other projects include improvements to the Dalkeith Nedlands Bowling Club and Nedlands Tennis Club facilities.

A projected Council funding commitment of \$3,279,228 has been allocated within the City's Corporate Business Plan over the 2013-2017 period to be combined with financial contributions from each of the relevant sporting clubs to hopefully, achieve all projects.

The original estimate from the Collegians Amateur Football Club was \$1,364,750. This is well beyond the financial resources of the Collegians Amateur Football Club who have committed to a \$75,000 cash contribution towards building costs and \$50,000 to cover fitout of the new facilities. (See attached letter from the Collegians Amateur Football Club and Australian Sports Foundation).

The Club and Council staff will be proposing that a new Licence Agreement (21 year term) be developed to provide ongoing tenure, establish a new licence fee structure for use of the new facilities and establish a life cycle maintenance program for the new facilities. The new agreement, schedule and maintenance program will be finalized over the next six months.

It is also proposed that a review be also undertaken of the City's Corporate Business Plan 2013-2017 to recognise the increased cost to Council to fund the Collegians Amateur Football Club building as well as amend the Business Plan where proposed capital projects may not proceed or savings can be achieved. This review will also be prepared for Council's consideration by the end of the 2014 year.

Architectural Services

Council at its meeting in September 2013 endorsed the concept plans/design as prepared by Hodge Collard Preston Architects, for the Collegians Amateur Football Club facilities at David Cruickshank Reserve. These plans were developed under the guidance of the Collegians Amateur Football Club at no cost to Council (estimated value of \$35,000 for preliminary design schematics and consultation with all stakeholders).

It is proposed that Council should proceed with the plans as adopted and accepted by Collegians Amateur Football Club as meeting all of its needs.

Accordingly, Hodge Collard Preston Architects were requested to provide a detailed quotation of all architectural fees and specialist consultant fees to provide architectural supervision for completion of the Collegians Amateur Football Club facility. Copy of architect's fee proposal dated 24th April 2014 is attached. The concept, its copyright and solely owned by Hodge Collard Preston Architects, who were originally commissioned by the Collegians Football Club to produce the design. The product to be provided is a continuation of this unique design and could be considered therefore to be unique and unable to be supplied by another consultant.

Architect Fees	\$115,000 (excl. GST)
Specialist Consultant Fees	\$ 59,500 (excl. GST)
Total	\$174,500 (excl. GST)

*QS Cost Plan No. 1 – Provisional allowance for architects and consultant fees \$224,696.

Under normal circumstances Council would be required under Regulation II, *Local Government (Functions and General) Regulation 1996* to publicly invite tenders for the supply of architectural services worth more than \$100,000. However there is provision under the regulations to **not** seek tender publically if:

'Reg 11(2)(f) The local government has good reason to believe that because of the unique nature of the goods and services required or for any other reason, it is unlikely that there is more than any one potential supplier;'

It is the CEO's opinion that Council has endorsed the concept plans prepared by Hodge Collard Preston Architects. Hodge Collard Preston Architects also have a significant advantage in any competitive quotation for the current design. To now seek tenders for a new design may also require a complete review of the project, further consultation and possible delays causing an increase to the costs of the project.

Accordingly it is recommended that Hodge Collard Preston Architects be engaged to undertake all architectural services as submitted in its quotation dated 24 April 2014.

Risk Management

Failure for Council to fund the Collegians Amateur Football Club shortfall will certainly remove any likelihood that this project will be undertaken in the foreseeable future.

The Collegians Amateur Football Club current facilities are of a very poor standard and are in desperate need of upgrade. The approved design will compliment other proposed improvements for David Cruickshank Reserve and provide additional benefits for community use outside of football commitments.

Although it is considered that calling of public tenders is exempted under legislation the City has prepared a formal tender and gained a response from the architect in order to enter into a contract. This defines the scope of works and obligations, responsibilities and risk allocation to both parties and is considered to be appropriate risk management.

Conclusion

It is recommended that Council allocate additional funding for the development of new clubhouse and change room facilities at David Cruickshank Reserve so the project will be completed as intended.

Should Council be unwilling to commit extra funding, the project will likely need to be scaled back to meet funding limitations. This will also require a review by the Department of Sport and Recreation and will likely lessen the financial contribution they make to the project.

Ultimately, this could prevent the project from going ahead being the worst case scenario.

Council at its meeting in September 2013 accepted responsibility to project manage the Collegians Amateur Football Club facility redevelopment due to its significant financial contribution and in-house expertise. Whilst it was originally envisaged that the Collegians Amateur Football Club would undertake project management, all parties accept that Council is better equipped to perform this role.

Attachments

1. Letter from the Collegians Amateur Football Club and Australian Sports Foundation.
2. Hodge Collard Preston Architects – Schematic Plans for Collegians Amateur Football Club facility Redevelopment.
3. Hodge Collard Preston Architects – Architectural Fee and Specialist Consultant Fees for Collegians Amateur Football Club facility Redevelopment dated 24 April 2014.
4. Letter from Minister for Sport and Recreation dated 20 February 2014 confirming approval of the CSRFF grant of \$500,000.



Dalkeith Oval
Beatrice Road
Dalkeith
PO Box 245
Claremont
WA 6010

Premiers
2010 B Grade
2010 B Reserves
2010 Banfield Colts
2010 Jones Colts
2009 Jones Colts
2008 B Grade
2008 Banfield Colts
2006 A Reserve
2006 Dargie Colts
2002 B Grade
1991 B Colts
1991 B Grade
1990 K Grade
1990 B Colts
1989 B Colts
1988 B Colts
1982 A Grade
1979 B Colts
1979 B Grade
1978 C Colts
1978 C Grade
1973 D Grade
1972 A Reserve
1970 C Grade
1965 D Grade
1952 Metro Un 20's

Collegians Amateur Football Club

29 May 2014

Mr Greg Trevaskis
CEO
The City of Nedlands
71 Stirling Highway
Nedlands
WA 6850

Dear Greg,

REDEVELOPMENT – DC CRUICKSHANK RESERVE

Further to our meeting on Monday we wish to confirm the progress being made with regard to our fundraising.

As you are aware we have received pledges for approx. \$75,000 from our club members and past players.

To formalise these donations and make them tax deductible the Club has applied successfully to the Australian Sports Foundation for registration of the project. Please find attached the letter of 2 May 2014 which confirms this – subject to the signing of the agreement which is in train.

The Club also intends to use this facility to raise the extra \$50,000 required as a contribution to the “fitout”.

Now that funding has been approved the Club is most keen to finalise the licence/lease arrangements and terms and conditions for the new facility so that the project can commence and more comprehensive planning can get underway.

We look forward to working co-operatively with the City of Nedlands to bring this long awaited project to fruition.

Yours Sincerely,

John Adcock
Redevelopment Committee

cc Rob Kelly – President
Allen McKinnon

2 May 2014

John Adcock
Coordinator Redevelopment
Collegians-Old Amateur Football and Sporting Club Inc
P.O Box 245
CLAREMONT WA 6010

Dear John

SPORT INCENTIVE PROGRAM - PROJECT APPROVAL

I refer to the application seeking approval for Collegians-Old Amateur Football and Sporting Club Inc to register a fundraising project with the Australian Sports Foundation Ltd (ASF). On the basis of the information provided, the D C Cruickshank Pavilion Redevelopment project has been approved. The ASF has allocated number 214275 to the project.

Grant Agreement

The Grant Agreement (Agreement) between Collegians-Old Amateur Football and Sporting Club Inc and the ASF outlines obligations for the conduct of the ASF project. Project details are set out in Schedule 1 of the Agreement. Two copies of the Agreement are enclosed. Both are to be signed and witnessed on the Execution page and returned to the ASF. Upon receipt, the ASF will sign both copies returning one for your records.

The project registration process will only be complete once the Agreements have been signed by the ASF.

Conduct of the Project

The following information is provided on matters relating to the conduct of the project.

Donations - Once the project is registered, Collegians-Old Amateur Football and Sporting Club Inc will then be able to commence promoting the tax deductibility of donations to the ASF in support of the project. Donations must be made unconditionally to the ASF however donors may nominate the D C Cruickshank Pavilion Redevelopment project as their preferred beneficiary. Donations must be made payable to the ASF and donors must complete an approved ASF donation form to enable an official receipt to be issued. A sample ASF donation form is enclosed.

Procedures relating to banking and processing of ASF donations will be provided to Collegians-Old Amateur Football and Sporting Club Inc with the returned copy of the Agreement.

Discretionary Grants - Unconditional donations to the ASF form a pool of funds available to be granted. These funds are reduced by a 2% administrative charge for processing credit card donations.


Grants are made at the discretion of the ASF Board six times per year. The ASF Board takes into consideration donor preferences and project compliance with the Agreement.

It is important to note that ASF grants cannot be applied retrospectively.

Acquittals - ASF grants must be acquitted to ensure funds received by Collegians-Old Amateur Football and Sporting Club Inc are used for the approved project purpose. This process will take the form of a Grant Expenditure Report issued twice yearly. The reporting requirements are detailed in Section 8 of the Agreement.

If the ASF can be of further assistance, please contact our office. On behalf of the team at the ASF, we wish you success with the project.

Yours sincerely



Rod Philpot
General Manager

Enclosures:

1. Grant Agreement (two copies)
2. Sample ASF Donation Form
3. Tax Invoice

24th April 2014

Mr M. Goodlet
City of Nedlands
PO Box 9
NEDLANDS WA 6009

Our Ref: 84.13 PF Revision 1

Dear Mark,

**RE: COLLEGIANS FOOTBALL CLUB ROOMS
DAVID CRUICKSHANK RESERVE, DALKIETH**

Thank you for giving Hodge Collard Preston Architects the opportunity to be involved with you as your architect for the above project. Hodge Collard Preston have extensive local government experience including numerous sporting and community buildings.

Following receipt of your email dated 14th April 2014, I now confirm details of your requirements, our fees for service and conditions of engagement.

The project will comprise the Collegians Football Club Rooms and carpark as detailed on Hodge Collard Preston drawings DD00, DD01, DD02 and DD03. We have allowed for the design of the carpark and air conditioning to the clubrooms.

The service that we are able to provide for you is as follows:-

- Preliminary Design Stage which includes determining the site zoning and planning controls, preparing notional sketch plans to indicate the alternative site layouts and maximum development possible. **COMPLETED NO CHARGE**
- Schematic Design Stage which includes formulating the detailed design brief, preparing a schematic design proposal. **COMPLETED NO CHARGE**
- 1. Design Development Stage which includes preparation and submission of the demolition licence and development approval applications. Addressing any conditions of planning approval, preparing developed design drawings with detailed room layouts, advising on preliminary designs of structural engineer, mechanical, electrical, fire, energy efficient, disabled access, BCA and hydraulic consultants, preparing a schedule of materials, finishes and services. Attendance at monthly City meetings and preparation of fortnightly project progress reports.
- 2. Contract Documentation Stage which includes preparing full working drawings, specification and schedule of finishes, safety in design report, co-ordinating the structural, mechanical, electrical, fire, energy efficient, disabled access, BCA and hydraulic documents, co-ordinate submission of the documents to the Department of Emergency Services and Council by the Building Surveyor in order to obtain the necessary approvals and building permit and providing an electronic set of tender documents to the City of Nedlands for the City to call the tenders. Attendance at monthly City meetings and preparation of fortnightly project progress reports.

3. Tender / Contract Administration Stage which includes reviewing the submitted tenders and providing a written report to the City for the City to assess and appoint a contractor, inspecting the building works during construction for reasonable compliance with the contract documents, calling tenders from sub-contractors and suppliers for materials and services included in the Contract as Provisional Sums, checking shop drawings for general compliance with the contract documents, checking progress claims and claims for extension of time, issuing certificates and notices, preparing monthly financial reports, negotiating contract variations and cost adjustments, issuing Contract Variation/Sum Adjustments, assisting in the selection of colours and finishes, and generally administering the contract on your behalf up to Practical Completion.

Contract Administration Stage from Practical completion to Final Certificate which includes managing the defect rectification process post practical completion, defect management during the defects liability period and issuance of the Final Certificate. We have allowed for 2No. site inspections during the defects period and 2No. site visits at the Final Certificate Stage.

Our architectural fee for the above service will be \$115,000.00 plus 10% Goods and Services Tax (GST) and will be apportioned to the various stages as follows:-

ARCHITECT FEES

Stage	Amount \$ (excluding GST)	GST \$	Amount \$ (including GST)
Preliminary Design Stage			No Charge
Schematic Design Stage			No Charge
Design Development Stage	\$17,000.00	1,700.00	\$18,700.00
Contract Documentation Stage	\$31,000.00	\$3,100.00	\$34,100.00
Tender / Contract Administration Stage Pre PC	\$67,000.00	\$6,700.00	\$73,700.00
Total	\$115,000.00	\$11,500.00	\$126,500.00

Enclosed is a Schedule of Contract Documents which we consider are the minimum necessary to properly describe the building work.

As requested we have obtained fee proposals from specialist consultants who we are currently working with on a number of local government projects and are confident they have provided competitive fees and are capable of undertaking the project.

The specialist consultant's scope of works is as per the scope set out in your email dated 14th April 2014.

The fees for Specialist Consultants designs and documentation will be \$59,950.00 plus 10% Goods and Services Tax (GST) and will be apportioned to the various stages as follows:-

SPECIALIST CONSULTANT FEES

	Design Development Stage 1	Contract Documentation Stage 2	Contract Administration Stage 3	Total + GST
Land Surveyor		-		Excluded
Energy Efficiency	\$300	\$700.00		\$1,000.00
Building Surveyor Resolve Group	\$800.00	\$2,000.00		\$2,800.00
Structural Engineer Peritas Group	\$4,000.00	\$5,200.00	\$1,600.00 (4 site visits)	\$10,800.00
Civil Engineer Peritas Group	\$2,000.00	\$2,500.00	\$800.00 (2 site visits)	\$5,300.00
Geotech Investigation	\$4,000.00			\$4,000.00
Mechanical Engineer SGK	\$2,550.00	\$3,825.00	\$2,125.00 (3 site visits)	\$8,500.00
Electrical Engineer BEST Consultants	\$5,500.00	\$8,000.00	\$2,800.00 (2 site visits)	\$16,300.00
Hydraulic Engineer CHD	\$3,500.00	\$4,500.00	\$2,800.00 (3 site visits)	\$10,800.00
Sub Total + GST	\$22,650.00	\$26,725.00	\$10,125.00	\$59,500.00 + GST

The following items have been included which differs from our submission dated 4th September 2013:

- City monthly meetings included
- City fortnightly written updates included
- Water Flow and pressure test included
- Western Power site power upgrade included
- Safety in design reports included
- Tender review, analysis and report included
- Contract administration from site possession to issuance of a practical completion certificate
- Contract administration from practical completion certificate to issuance of a final certificate

Therefore the summary of all fees to complete the Design Development and Contract Document stages is as follows:

COMBINED FEES

Activity	Amount \$ (excluding GST)	GST \$	Amount \$ (including GST)
Stage 1 Architectural requirements	\$17,000.00	\$1,700.00	\$18,700.00
Stage 1 Other requirements	\$22,650.00	\$2,265.00	\$24,915.00
Stage 2 Architectural requirements	\$31,000.00	\$3,100.00	\$34,100.00
Stage 2 Other requirements	\$26,725.00	\$2,672.50	\$29,397.50
Sub-total	\$97,375.00	\$9,737.50	\$107,112.50
Stage 3 Architectural requirements	\$67,000.00	\$6,700.00	\$73,700.00
Stage 3 Other requirements	\$10,125.00	\$1,012.50	\$11,137.50
Sub-total	\$77,125.00	\$7,712.50	\$84,837.50
Total	\$174,500.00	\$17,450.00	\$191,950.00
Hourly Rates for variations (specify individual rates and disbursements)			
Architect - Director	\$280 / hr	\$28 / hr	\$308 / hr
Architect - Associate Director	\$185 / hr	\$18.50 / hr	\$203.50 / hr
Architect - Senior	\$165 / hr	\$16.50 / hr	\$181.50 / hr
Architect - Graduate	\$75 - \$145 / hr	\$7.50 - \$14.50 / hr	\$82.50 - \$159.50 / hr
Mechanical Engineer	\$175 - \$280 / hr	\$17.50 - \$28 / hr	\$192.50 - \$308 / hr
Electrical Engineer	\$175 - \$280 / hr	\$17.50 - \$28 / hr	\$192.50 - \$308 / hr
Hydraulic Engineer	\$175 - \$280 / hr	\$17.50 - \$28 / hr	\$192.50 - \$308 / hr
Structural Engineer	\$100 - \$300 / hr	\$10 - \$30 / hr	\$110 - \$330 / hr

It would be prudent also to engage the services of a Quantity Surveyor to prepare a detailed cost estimate on an elemental basis at the end of the Design Development Stage.

As per your scope of works we confirm the City of Nedlands will call public tenders for the construction of the project and Hodge Collard Preston will review the tenders received and provide a written report.

We advise that we have not included in our fee proposal for the following:-

- a. Preparation of an estimate of construction cost;
- b. Application fees and charges;
- c. Specialist consultants (sub-consultants) fees apart from the fees listed above;
- d. Calling tenders from contractors;
- e. Greenstar / NABERS ratings and designs
- f. Supervision and/or project management;
- g. Contamination investigations;
- h. Works associated with hazardous material removal and identification;
- i. Dealing with Rapid Adjudication Claims under the Construction Contracts Act;
- j. As Constructed Drawings;
- k. Upgrading of site services
- l. Preparation and submission of the Certification of Design Compliance and Certification of Construction Compliance to the Local Authority.
- m. PABX and active communications hardware;
- n. Fire sprinklers, tanks and pumps design and documentation;
- o. Photo Voltaic and wind turbine systems;
- p. Fire Engineered solutions

If there is any re-design and/or re-documentation work required due to changes during the Design Development and Contract Documentation Stages, we will require additional fees for the time expended. Our current hourly charge rates are as follows:-

- a. **Director** \$280.00 per hour plus GST
- b. **Associate Director** \$185.00 per hour plus GST
- c. **Staff** \$75.00 - \$165.00 per hour plus GST (depending upon seniority)

These rates will be adjusted according to the Consumer Price Index on an annual basis.

We advise our liability is limited to three million dollars (\$3,000,000.00) in line with our Professional Indemnity Insurance.

Accounts will be submitted at the end of each month for payment within fourteen (14) days. We reserve the right to charge interest on overdue accounts at the current Westpac Bank business overdraft rate. Any collection costs (including legal fees) incurred in obtaining payment will be added to our account.

The copyright of the design and documents remain our property and we grant you a licence to use the design on this particular site only.

Page 6
City of Nedlands
24th April 2014

We reserve the right to terminate our services and to withdraw the use of the licence in circumstances where there is a breach of the terms or conditions of our agreement and in particular any failure to pay our fees by the due date or the design is being used for another site.

Such withdrawal is without prejudice to our right to recover damages from the breach.

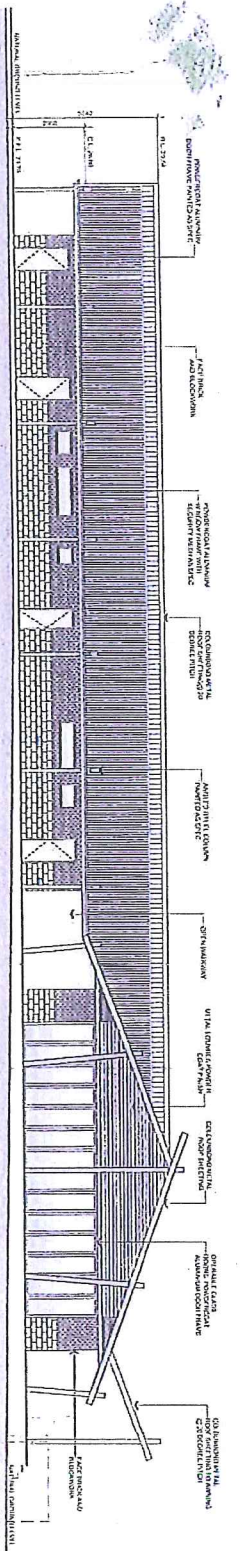
I trust this proposal meets with your approval and look forward to a pleasant and successful professional association over the coming months.

Yours faithfully

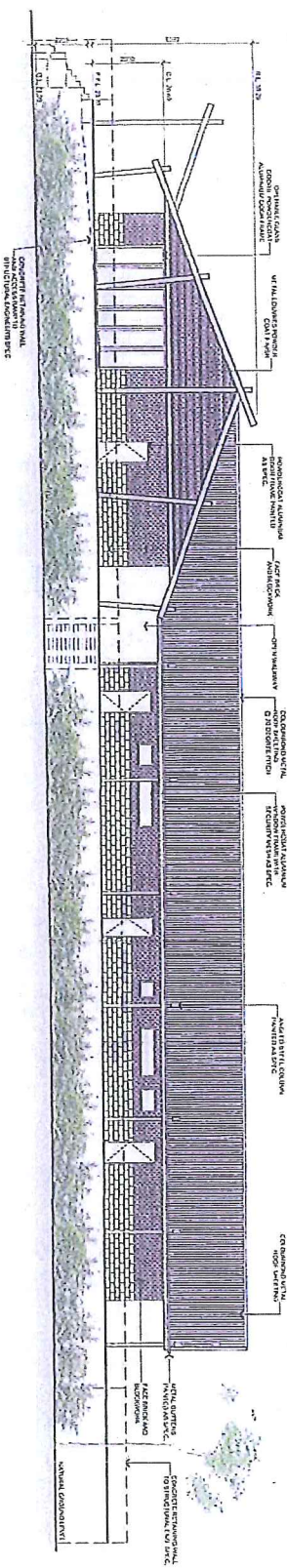
A handwritten signature in black ink, appearing to read 'Nicholas Preston', written in a cursive style.

Nicholas Preston

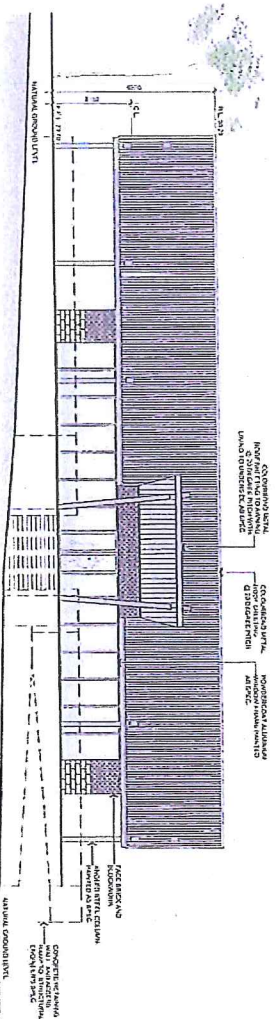
Enc.



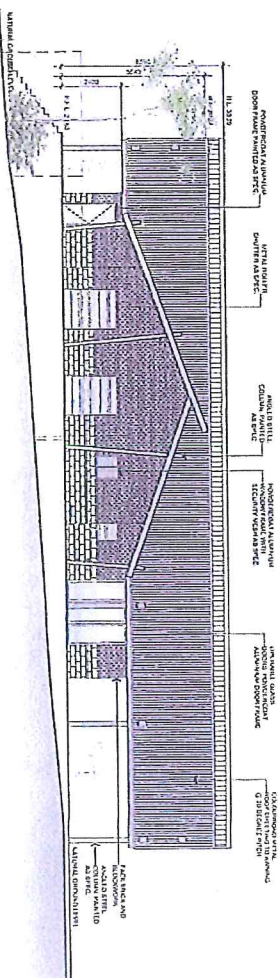
PROPOSED EAST ELEVATION
SCALE 1:100 @ A1



PROPOSED WEST ELEVATION
SCALE 1:100 @ A1



PROPOSED NORTH ELEVATION
SCALE 1:100 @ A1

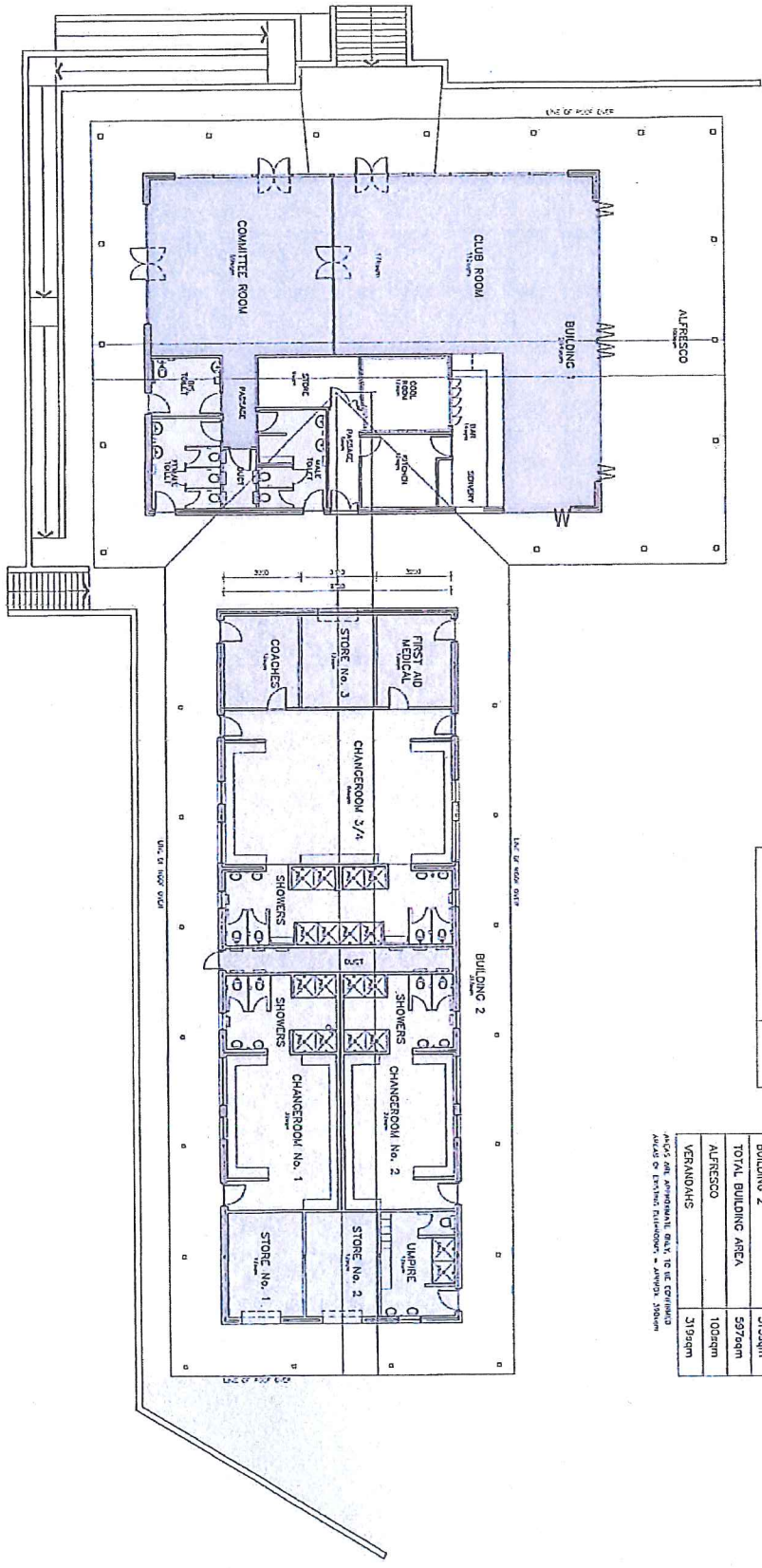


PROPOSED SOUTH ELEVATION
SCALE 1:100 @ A1

PROPOSED FLOOR PLAN
SCALE 1:100 @ A1



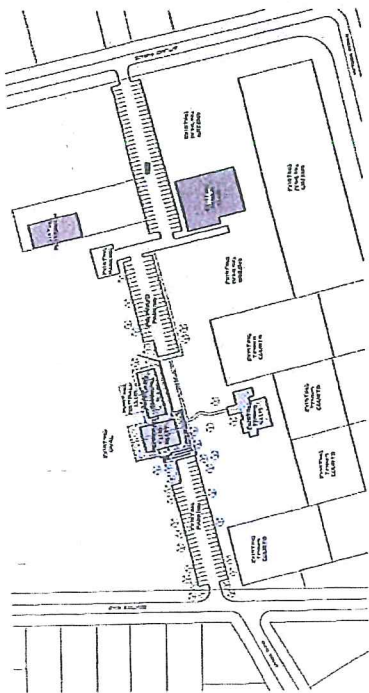
PROPOSED FLOOR PLAN
SCALE 1:100 @ A1



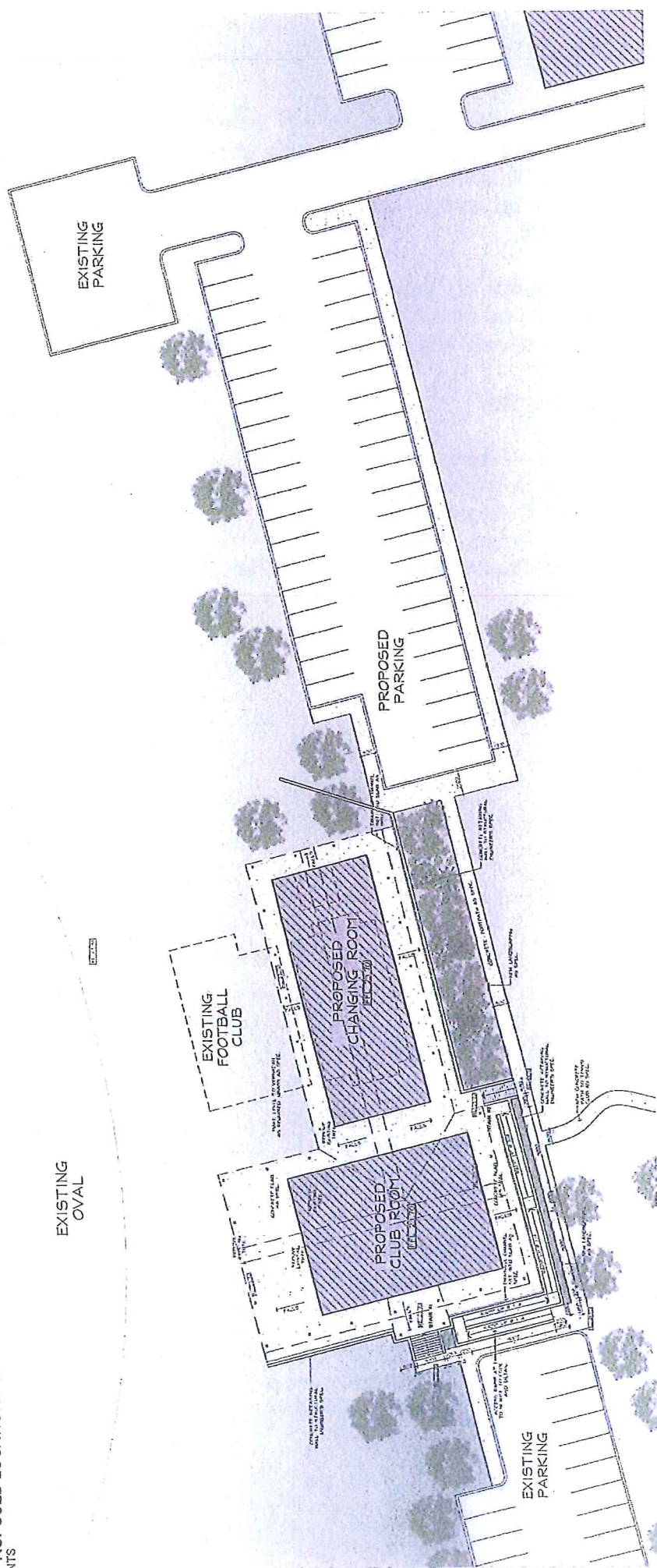
AREA SCHEDULE	
BAR, CLUB ROOM, STORAGE, COACHES	174sqm

AREA SCHEDULE	
BUILDING 1	284sqm
BUILDING 2	313sqm
TOTAL BUILDING AREA	597sqm
ALFRESCO	100sqm
VERANDAH'S	310sqm

AREAS AND DIMENSIONS IN QUOTES ARE APPROXIMATE
AREAS OF EXISTING BUILDINGS = APPROX. 250sqm



PROPOSED LOCATION PLAN
NTS



PROPOSED SITE PLAN
SCALE 1:200 @ A1



Minister for Sport and Recreation; Racing and Gaming

Our ref: 32-16860

Mr Anthony Minchin
Senior Community Development Officer
City of Nedlands
PO Box 9
NEDLANDS WA 6909

CITY OF NEDLANDS	
DIVISION	
Document #	
File #	
	21 FEB 2014
Received	
Action	ACK MRN
Processed	

Dear Mr Minchin

COMMUNITY SPORTING AND RECREATION FACILITIES FUND (CSRFF) GRANT REFERENCE: METRO C11561 / 2013/1406

Thank you for your application for funding support through CSRFF to assist with the redevelopment of the David Cruickshank pavilion.

It is my pleasure to advise you that your application for funding from the CSRFF has been successful and I have approved a grant of up to \$500,000 to assist with this project to be claimed in the and 2014/15 and 2015/16 financial years.

The City of Nedlands is to be commended for its commitment to the provision of quality community leisure facilities.

The Department of Sport and Recreation will forward to you details regarding conditions and procedures for acceptance of this grant in the near future.

The State Government is pleased to contribute to the development of much needed facilities in your community. I wish you well for the completion of this project.


Yours sincerely

**HON TERRY WALDRON MLA
MINISTER FOR SPORT AND RECREATION**

20 FEB 2014

Level 8, Dumas House, 2 Havelock Street, West Perth Western Australia 6005
Telephone: +61 8 6552 6100 Facsimile: +61 8 6552 6101 Email: Minister.Waldron@dpc.wa.gov.au

13.4 Community Members Proposed for Membership of Arts Committee

Committee	N/A
Council	24 June 2014
Applicant	City of Nedlands
Officer	Marion Granich – Manager Community Development
CEO	Greg Trevaskis
CEO Signature	
File Reference	CMS/505
Previous Item	CM11.13 – Arts Committee and Terms of Reference

Regulation 11(da) – Not applicable – Recommendation adopted.

Moved – Councillor Wetherall
 Seconded – Councillor James

That the Recommendation to Council is adopted.
 (Printed below for ease of reference)

CARRIED UNANIMOUSLY 13/-

Council Resolution / Recommendation to Council

That Council approves Kate Parker and Luke Hollyock as community members of the Arts Committee of Council.

Executive Summary

This report is presented to Council because recommendations made to Council by the Arts Committee of Council require Council consideration and a Council decision.

Strategic Plan

Great Communities – Strong for culture, arts, sport and recreation.

Background

On 10 December 2013, Council established the Arts Committee of Council and endorsed its Terms of Reference.

Key Relevant Previous Decisions

CM11.13 – Arts Committee and Terms of Reference.

Consultation

Required by legislation:	Yes <input type="checkbox"/>	No <input checked="" type="checkbox"/>
Required by City of Nedlands policy:	Yes <input checked="" type="checkbox"/>	No <input type="checkbox"/>

Advertisements calling for expressions of interest from community members interested in becoming members of Council's Art Committee were placed in local newspapers, on the City's website and other prominent locations, as well as being sent to over 900 Tresillian members.

Legislation/Policy

N/A

Budget/Financial Implications

Membership of the Arts Committee is a voluntary, unpaid role. Therefore there are no budget implications of this recommendation to Council.

Risk Management

Having community membership of the Arts Committee will help reduce the risk that any artwork installed by the Committee is unpopular with the local community.

Discussion

The Terms of Reference for the Arts Committee of Council include a provision under the membership section for appointing:

- 2 community representatives with professional expertise in public art, who are residents of the City; and
- 1 youth representative with an interest in public art, aged 12-25 years, who is a residents of the City.

Advertisements calling for expressions of interest from community members interest in these roles were widely promoted in February and March 2014. 2 applications were received as follows:

- Kate Parker – see attachment 1 – Expression of Interest in Arts Committee Membership Kate Parker; and
- Luke Hollyock – see attachment 2 - Expression of Interest in Arts Committee Membership Luke Hollyock.

In submitting her application, Ms Parker notified that while she is currently a resident of the City, she is building a house in a nearby local government area and intends to move there at some stage in the future.

Luke Hollyock is a young resident who meets the criteria for the youth representative on the Arts Committee.

On 19 May 2014 at its inaugural meeting, the Arts Committee considered the applications from Kate Parker and Luke Hollycock and resolved as follows:

That the Arts Committee recommends to Council that Kate Parker and Luke Hollyock are accepted as community members of the Arts Committee, according to the Arts Committee Terms of Reference.

Both applicants express a strong interest in public art and meet the criteria for membership of the Arts Committee as outlined in its Terms of Reference.


Conclusion

Therefore it is recommended that Council endorses the Arts Committee's recommendation to approve Kate Parker and Luke Hollyock as community members of the Arts Committee of Council.

Attachments

1. Confidential attachment as circulated to Councillors.

13.5 Monthly Financial Report – May 2014

Council	24 June 2014
Applicant	City of Nedlands
Officer	Rajah Senathirajah – Manager Finance
CEO	Greg Trevaskis
CEO Signature	
File Reference	SharePoint
Previous Item	Nil

Regulation 11(da) – Not applicable – Recommendation adopted.

Moved – Councillor Shaw
 Seconded – Councillor Binks

That the Recommendation to Council is adopted.
 (Printed below for ease of reference)

CARRIED UNANIMOUSLY 13/-

Council Resolution / Recommendation to Council

Council receives the Monthly Financial Report for the period ended May 2014.

Executive Summary

Administration is required to provide Council with a monthly financial report in accordance with *Regulation 34(1) of the Local Government (Financial Management) Regulations 1996*. The monthly financial variance from the budget of each business unit is reviewed with the respective manager and the Executive to identify the need for any remedial action. Significant variances are highlighted to Council in the attached Monthly Financial Report.

Recommendation to Council

Council receives the Monthly Financial Report for May 2014.

Strategic Plan

KFA: Governance and Civic Leadership

This report will ensure the City meets its statutory requirements.

Background

Regulation 34(1) of the Local Government (Financial Management) Regulations 1996 requires a local government to prepare a monthly statement of financial activity reporting on the revenue and expenditure, as set out in the annual budget.

A statement of financial activity and any accompanying documents are to be presented to the Council at the next ordinary meeting of the Council following the end of the month to which the statement relates, or to the next ordinary meeting of the council after that meeting.

In addition to the above and in accordance with *Regulation 34(5) of the Local Government (Financial Management) Regulations 1996*, each year Council is required to adopt a percentage or value to be used in the reporting of material variances. For this financial year the amount is \$10,000 or 10% whichever is the greater.

Discussion

This report covers the first eleven months of the 2013/14 financial year. As required by Financial Management Regulations, the City carried out a review of its Budget in February-March 2014, and the Mid-Year Budget Review recommendations were adopted by Council on 23 May 2014. These changes are now reflected in the Revised Budget.

The operating revenue at the end of May 2014 was \$ 28.70 million, which is marginally higher than the year-to-date Revised Budget, and consists largely of the annual rates and sanitation charges which were levied in July, as well as revenue for the various services provided by the City.

The total operating expense at the end of the first eleven months was \$ 24.24 million. This is 93% of the year-to-date Revised Budget, and reflects savings in some areas at year end.

The attached operating statement compares “Actual” with “Budget” by Business Units.

Variations from the current year-to-date Budget of revenue and expenses by Directorates are highlighted in the following paragraphs.

Governance

Expenditure: Favourable variance of \$ 89,900
Revenue: Favourable variance of \$ 133,900

The favourable expenditure variance is due to savings from the staff recruitment process, with reduction in newspaper advertising. The increased expenses on the Bush to Beach Trail project have been off-set by the savings in the Communications budget.

The favourable revenue variance is mainly due to the reimbursement by other WESROC members of the of their share of the WESROC project costs incurred by the City of Nedlands, as well as the reimbursement of Workers Compensation claims paid to staff. Both the claims paid to staff, and the subsequent reimbursement received are currently not budgeted for as the amounts are not known when budgets are developed. Moreover, except for timing difference, the two amounts will cancel out by year end.

Corporate and Strategy

Expenditure: Favourable variance of \$ 235,400
Revenue: Favourable variance of \$ 32,200

The favourable expenditure variance is mainly due to less use of professional services and consultants, as well as the timing of the payment of some annual software licence fees. There was also some savings in staff salaries.

The small favourable revenue variance is due to better than budgeted interim rates being levied.

Community Development

Expenditure: Favourable variance of \$ 359,000
Revenue: Favourable variance of \$ 99,300

The favourable expenditure variance is largely due to the timing differences between the profiling of the budget and the actual incurring of the expenses, especially in Library Services, as well as savings in salaries due to unfilled vacant positions. It is anticipated that some of the variances will be reduced

towards the end of the financial year with residual savings in some of the programs.

The favourable revenue variance is mainly due increased fees from courses run at Tresillian Community Centre, and higher grants for Nedlands Community Care.

Planning and Development

Expenditure: Favourable variance of \$ 544,200
Revenue: Favourable variance of \$ 61,800

The favourable expenditure variance is due to the delay in commencing planned projects in Strategic Town Planning, Environmental Conservation, Sustainability and Environmental Health. Some of these projects may not be completed by year-end.

The favourable revenue variance is due mainly to increased revenue from the registration of dogs and cats, as well as fines imposed by Environmental Health.

Technical Services

Expenditure: Favourable variance of \$ 698,400
Revenue: Favourable variance of \$ 53,900

The favourable expenditure variance is largely due to delay in receiving of invoices for maintenance works and street lighting, and savings in waste collection charges due to the implementation of the new contract from December 2013. Parks maintenance is also below budget, but some of the maintenance work is seasonal and the variance will be reduced by the end of the financial year.

Capital Works Programme

At the end of May the expenses on new capital works were \$5,531,000. This is 68% of the revised capital budget for the year. There are a few projects at risk of not being completed due to project complexities, and these will be carried forward to the 2014/15 year.

Consultation

Required by legislation: Yes No
Required by City of Nedlands policy: Yes No

Legislation / Policy

The monthly financial management report meets the requirements of *Regulation 34(1) and 34(5) of the Local Government (Financial Management) Regulations 1996*.

Budget/Financial Implications

As outlined in the Monthly Financial Report.

Risk Management

The monthly financial variance from the budget of each business unit is reviewed with the respective manager and the Executive to identify the need for any remedial action. Significant variances are highlighted to Council in the Monthly Financial Report.

Conclusion

The financial statements to the end of May 2014 indicate that the operating expenses are under the Budget, while revenue is better than the revised Year-to-Date Budget.

Attachments

1. Statement of Financial Activity by Directorates as at 31 May 2014
2. Net Current Assets as at 31 May 2014
3. Financial Summary (Operating) by Business Units as at 31 May 2014
4. Capital Works & Acquisitions as at 31 May 2014

CITY OF NEDLANDS
STATEMENT OF FINANCIAL ACTIVITY
BY DIRECTORATES
FOR THE PERIOD ENDED 31 MAY 2014

Note	Adopted Budget \$	Revised (2) Budget \$	May YTD Budget \$	May YTD Actual \$	May YTD Variance \$	Variance %
Operating Income						
Governance	35,000	65,000	59,587	193,449	133,862	225%
Corporate & Strategy	21,293,600	20,564,700	20,480,797	20,512,998	32,201	0%
Community Development	1,947,400	2,139,200	2,039,154	2,138,500	99,346	5%
Planning & Development Services	1,606,900	1,734,500	1,605,539	1,667,600	62,061	4%
Technical Services	4,180,000	4,180,000	4,129,356	4,183,287	53,931	1%
	29,062,900	28,683,400	28,314,433	28,695,835	381,402	
Operating Expense						
Governance	(1,591,200)	(2,228,100)	(2,063,517)	(1,973,649)	(89,868)	-4%
Corporate & Strategy	(699,300)	(782,200)	(744,681)	(509,249)	(235,432)	-32%
Community Development	(5,210,900)	(5,009,000)	(4,560,088)	(4,201,136)	(358,952)	-8%
Planning & Development Services	(4,830,100)	(5,148,100)	(4,713,993)	(4,169,805)	(544,188)	-12%
Technical Services	(15,780,000)	(15,340,760)	(14,083,012)	(13,384,597)	(698,415)	-5%
	(28,111,500)	(28,508,160)	(26,165,291)	(24,238,435)	(1,926,856)	
Capital Income						
Grants and Contribution Capital	2,397,100	660,100		478,985		
Proceeds from Disposal of Assets	407,400	407,400		273,261		
New Borrowings	0	0		0		
Transfer from Reserve	200,000	200,000		0		
	3,004,500	1,267,500		752,246		
Capital Expenditure						
Land & Buildings	(229,000)	(570,200)		(325,567)		
Infrastructure	(7,103,700)	(5,946,400)		(3,934,818)		
Plant & Equipment	(906,500)	(898,500)		(587,891)		
Furniture & Equipment	(398,000)	(686,000)		(682,638)		
Repayment of Debentures	(1,219,500)	(1,219,500)		(1,168,790)		
Transfer to Reserves	(102,100)	(102,100)		(138,811)		
	(9,958,800)	(9,422,700)		(6,838,515)		
Total Operating and Non-Operating	(6,002,900)	(7,979,960)		(1,628,870)		
Adjustment - Non Cash Items						
Depreciation	5,169,800	5,201,100		4,862,473		
Provisions / Other Accruals	0	0		26,716		
(Profit) on Sale of Assets	(95,800)	(95,800)		(78,562)		
Loss on Sale of Assets	22,000	22,000		2,718		
ADD - Surplus/(Deficit) 1 July b/f	1,448,900	3,505,090		3,505,090		
LESS - Surplus/(Deficit) 30 June c/f	542,000	652,430		6,689,566		
	6,002,900	7,979,960		1,628,869		

CITY OF NEDLANDS
NET CURRENT ASSETS
AS AT 31 MAY 2014

	2013/14 YTD 31 MAY 2014	2012/13 YTD 30 JUNE 2013
Current Assets		
Cash at Bank	2,964,711	1,843,921
Cash Investments	8,607,057	7,420,663
Other Financial Assets	0	0
Debtors - Rates Receivable	699,198	869,358
Debtors - Other	367,498	316,782
Prepayments	0	0
Stock	18,584	13,522
	12,657,048	10,464,246
Current Liabilities		
Creditors	336,908	1,173,881
Payroll Deductions	17,233	0
Employee Provisions	1,268,188	1,459,436
Accruals and Provisions	5,000	426,996
Income in Advance	0	0
Borrowings	50,629	1,219,420
Other	390,699	88,195
	2,068,657	4,367,928
Net Current Assets	10,588,391	6,096,318
Less: Restricted Reserves	(3,949,454)	(3,810,643)
Add: Loan Repayment	50,629	1,219,420
	6,689,566	3,505,095

CITY OF NEDLANDS
FINANCIAL SUMMARY - OPERATING - BY BUSINESS UNIT
AS AT 31 MAY 2014

Master Account	May Actual YTD	May Budget YTD	Variance	Committed Balance	June Budget YTD	Budget Available
Governance						
Governance						
Expense						
20420 Salaries - Governance	523,010	568,450	45,440	0	619,500	96,490
20421 Other Employee Costs - Governance	141,077	161,887	20,810	145	179,400	38,177
20423 Office - Governance	13,686	19,311	5,625	5,487	20,700	1,528
20424 Motor Vehicles - Governance	11,229	13,387	2,158	0	14,600	3,371
20425 Depreciation - Governance	76,478	71,225	(5,253)	0	77,700	1,222
20427 Finance - Governance	117,425	117,425	0	0	128,100	10,675
20428 Insurance - Governance	89,498	89,700	202	0	89,700	202
20430 Other - Governance	8,711	27,500	18,789	875	30,000	20,414
20434 Professional Fees - Governance	94,792	100,000	5,208	19,895	100,000	(14,686)
20435 ICT Expenses - Governance	2,520	0	(2,520)	0	0	(2,520)
20449 Loss Sale of Assets - Governance	0	0	0	0	0	0
20450 Special Projects - Governance / PC93	104,911	18,337	(86,574)	5,265	20,000	(90,176)
Expense Total	1,183,336	1,187,222	3,886	31,666	1,279,700	64,697
Income						
50410 Sundry Income - Governance	(123,155)	(59,587)	63,568	0	(65,000)	58,155
Income Total	(123,155)	(59,587)	63,568	0	(65,000)	58,155
Total	1,060,181	1,127,635	67,454	31,666	1,214,700	122,852
Governance Total	1,060,181	1,127,635	67,454	31,666	1,214,700	122,852
Human Resources						
Expense						
20520 Salaries - HR	214,832	225,687	10,855	0	246,200	31,368
20521 Other Employee Costs - HR	194,646	156,171	(38,475)	2,906	169,500	(28,053)
20522 Staff Recruitment - HR	45,927	107,822	61,895	966	117,600	70,707
20523 Office - HR	10,952	19,260	8,308	14	19,600	8,635
20524 Motor Vehicles - HR	10,256	11,825	1,570	0	12,900	2,645
20525 Depreciation - HR	428	1,012	584	0	1,100	672
20527 Finance - HR	(561,550)	(561,550)	0	0	(612,600)	(51,050)
20530 Other - HR	91	2,574	2,483	0	2,800	2,709
20534 Professional Fees - HR	44,257	24,937	(19,320)	3,770	27,200	(20,828)
20550 Special Projects - HR / PC92	4,361	17,787	13,426	0	19,400	15,039
Expense Total	(35,800)	5,525	41,325	7,656	3,700	31,844
Income						
50510 Ctrb'n Rmbrs & Donation OPER - HR	(70,294)	0	70,294	0	0	70,294
Income Total	(70,294)	0	70,294	0	0	70,294
Total	(106,094)	5,525	111,619	7,656	3,700	102,138
Human Resources Total	(106,094)	5,525	111,619	7,656	3,700	102,138
Members Of Council						
Expense						
20323 Office - MOC	2,218	5,324	3,106	135	5,800	3,447
20325 Depreciation - MOC	797	187	(610)	0	200	(597)
20329 Members of Council - MOC	436,817	450,791	13,974	0	487,000	50,183
20330 Other - MOC	5,365	4,499	(866)	9	4,900	(474)
Expense Total	445,197	460,801	15,604	144	497,900	52,559
Total	445,197	460,801	15,604	144	497,900	52,559
Members Of Council Total	445,197	460,801	15,604	144	497,900	52,559
Communications						
Expense						
28320 Salaries - Communications	164,132	193,149	29,017	0	210,700	46,568
28321 Other Employee Costs - Communications	18,485	21,724	3,239	0	23,300	4,815
28323 Office - Communications	53,589	64,537	10,948	4,290	70,400	12,521
28325 Depreciation - Communications	359	462	103	0	500	141
28327 Finance - Communications	99,924	99,924	0	0	109,000	9,076
28330 Other - Communications	11,106	11,836	730	0	12,900	1,794
28334 Professional Fees - Communications	0	0	0	0	0	0
28350 Special Projects - Communications / PC 90	33,322	18,337	(14,985)	2,795	20,000	(16,117)
Expense Total	380,917	409,969	29,052	7,085	446,800	58,798
Total	380,917	409,969	29,052	7,085	446,800	58,798
Communications Total	380,917	409,969	29,052	7,085	446,800	58,798
Governance Total	1,780,201	2,003,930	223,729	46,552	2,163,100	336,347

Master Account	May Actual YTD	May Budget YTD	Variance	Committed Balance	June Budget YTD	Budget Available	
Corporate & Strategy							
Corporate Strategy & Systems							
Corporate Services							
Expense							
21220	Salaries - Corporate Services	91,384	95,161	3,777	0	103,800	12,416
21221	Other Employee Costs - Corporate Services	20,748	23,522	2,774	294	26,700	5,659
21223	Office - Corporate Services	102	1,100	998	0	1,200	1,098
21224	Motor Vehicles - Corporate Services	7,936	10,824	2,888	0	11,800	3,864
21225	Depreciation - Corporate Services	304	0	(304)	0	0	(304)
21250	Special Projects - Corporate Services / PC68	7,990	22,924	14,934	0	25,000	17,010
	Expense Total	128,464	153,531	25,067	294	168,500	39,742
	Corporate Services Total	128,464	153,531	25,067	294	168,500	39,742
Customer Services							
Expense							
21320	Salaries - Customer Service	178,216	205,612	27,396	0	224,300	46,084
21321	Other Employee Costs - Customer Service	25,104	30,462	5,358	0	32,900	7,796
21323	Office - Customer Service	4,229	7,799	3,570	653	8,500	3,618
21325	Depreciation - Customer Service	203	275	72	0	300	97
21327	Finance - Customer Service	(234,300)	(234,300)	0	0	(255,600)	(21,300)
21330	Other - Customer Service	0	924	924	0	1,000	1,000
	Expense Total	(26,548)	10,772	37,320	653	11,400	37,295
	Customer Services Total	(26,548)	10,772	37,320	653	11,400	37,295
ICT							
Expense							
21720	Salaries - ICT	295,828	302,690	6,862	0	330,200	34,372
21721	Other Employee Costs - ICT	52,730	58,224	5,494	1,282	64,100	10,088
21723	Office - ICT	7,982	6,248	(1,734)	488	6,800	(1,670)
21724	Motor Vehicles - ICT	0	7,887	7,887	0	8,600	8,600
21725	Depreciation - ICT	174,864	145,024	(29,840)	0	158,200	(16,664)
21727	Finance - ICT	(1,159,862)	(1,159,862)	0	0	(1,265,300)	(105,438)
21728	Insurance - ICT	0	0	0	0	0	0
21730	Other - ICT	1,862	924	(938)	0	1,000	(862)
21734	Professional Fees - ICT	28,950	31,812	2,862	5,122	34,700	628
21735	ICT Expenses - ICT	532,688	512,949	(19,739)	49,110	533,800	(47,997)
	Expense Total	(64,959)	(94,104)	(29,145)	56,002	(127,900)	(118,943)
	ICT Total	(64,959)	(94,104)	(29,145)	56,002	(127,900)	(118,943)
Records							
Expense							
22020	Salaries - Records	204,763	234,586	29,823	0	255,900	51,137
22021	Other Employee Costs - Records	24,241	42,000	17,759	0	45,500	21,259
22023	Office - Records	781	399	(382)	58	400	(439)
22025	Depreciation - Records	203	275	72	0	300	97
22027	Finance - Records	(282,040)	(281,974)	66	0	(307,600)	(25,560)
22030	Other - Records	12,136	16,423	4,287	2,577	17,900	3,187
22034	Professional Fees - Records	1,800	4,499	2,699	1,500	4,900	1,600
22035	ICT Expenses - Records	21,321	40,898	19,577	15,600	44,600	7,679
	Expense Total	(16,794)	57,106	73,900	19,734	61,900	58,960
Income							
52001	Fees & Charges - Records	(293)	(1,012)	(719)	0	(1,100)	(807)
	Income Total	(293)	(1,012)	(719)	0	(1,100)	(807)
	Records Total	(17,087)	56,094	73,181	19,734	60,800	58,153
	Corporate Strategy & Systems Total	19,870	126,293	106,423	76,683	112,800	16,247
Finance							
Rates							
Expense							
21920	Salaries - Rates	61,800	67,644	5,844	0	73,300	11,500
21921	Other Employee Costs - Rates	6,950	6,624	(326)	0	7,100	150
21923	Office - Rates	29	0	(29)	0	0	(29)
21927	Finance - Rates	97,490	102,322	4,832	0	111,600	14,110
21930	Other - Rates	28,978	22,275	(6,703)	909	24,300	(5,587)
21934	Professional Fees - Rates	18,107	22,649	4,542	0	24,700	6,593
	Expense Total	213,353	221,514	8,161	909	241,000	26,738
Income							
51908	Rates - Rates	(19,489,222)	(19,423,499)	65,723	0	(19,453,800)	35,422
	Income Total	(19,489,222)	(19,423,499)	65,723	0	(19,453,800)	35,422

Master Account	May Actual YTD	May Budget YTD	Variance	Committed Balance	June Budget YTD	Budget Available
Rates Total	(19,275,869)	(19,201,985)	73,884	909	(19,212,800)	62,160
General Finance						
Expense						
21420 Salaries - Finance	559,252	577,436	18,184	0	628,100	68,848
21421 Other Employee Costs - Finance	87,107	82,761	(4,346)	2,374	91,000	1,519
21423 Office - Finance	120,076	119,535	(541)	16,727	129,300	(7,502)
21424 Motor Vehicles - Finance	11,937	12,650	713	0	13,800	1,863
21425 Depreciation - Finance	3,801	7,887	4,086	0	8,600	4,799
21426 Utility - Finance	6,014	6,600	586	0	7,200	1,186
21427 Finance - Finance	(847,731)	(836,990)	10,741	3,415	(913,100)	(68,783)
21428 Insurance - Finance	359	3,850	3,491	0	4,200	3,841
21430 Other - Finance	276	1,749	1,473	0	1,900	1,624
21434 Professional Fees - Finance	30,522	43,924	13,402	9,407	47,000	7,071
21450 Special Projects - Finance	3,348	22,275	18,927	10,058	24,300	10,894
Expense Total	(25,038)	41,677	66,715	41,981	42,300	25,357
Income						
51401 Fees & Charges - Finance	(63,820)	(66,849)	(3,029)	0	(71,200)	(7,380)
51410 Sundry Income - Finance	(109,581)	(120,937)	(11,356)	0	(122,600)	(13,019)
Income Total	(173,400)	(187,786)	(14,386)	0	(193,800)	(20,400)
General Finance Total	(198,438)	(146,109)	52,329	41,981	(151,500)	4,958
General Purpose						
Expense						
21631 Interest - General Purpose	253,874	285,824	31,950	0	311,800	57,926
Expense Total	253,874	285,824	31,950	0	311,800	57,926
Income						
51602 Service Charges - General Purpose	(59)	0	59	0	0	59
51604 Grants Operating - General Purpose	(345,941)	(346,000)	(59)	0	(346,000)	(59)
51606 Contrib'n Reim & Donations Oper - General Purpose	0	0	0	0	0	0
51607 Interest - General Purpose	(503,996)	(522,500)	(18,504)	0	(570,000)	(66,004)
51610 Sundry Income - General Purpose	(87)	0	87	0	0	87
Income Total	(850,083)	(868,500)	(18,417)	0	(916,000)	(65,917)
General Purpose Total	(596,209)	(582,676)	13,533	0	(604,200)	(7,991)
Shared Services						
Expense						
21523 Office - Shared Services	45,197	44,462	(735)	2,917	48,500	386
21534 Professional Fees - Shared Services	1,700	23,899	22,199	0	24,700	23,000
Expense Total	46,897	68,361	21,464	2,917	73,200	23,386
Shared Services Total	46,897	68,361	21,464	2,917	73,200	23,386
Finance Total	(20,023,620)	(19,862,409)	161,211	45,807	(19,895,300)	82,513
Corporate & Strategy Total	(20,003,750)	(19,736,116)	267,634	122,490	(19,782,500)	98,760
Community Development						
Community Development						
Community Development						
Expense						
28120 Salaries - Community Development	310,701	320,023	9,322	14,087	349,100	24,312
28121 Other Employee Costs - Community Development	48,990	60,925	11,935	105	68,100	19,004
28123 Office - Community Development	2,524	5,170	2,646	153	5,600	2,924
28124 Motor Vehicles - Community Development	12,562	16,412	3,850	0	17,900	5,338
28125 Depreciation - Community Development	3,569	7,524	3,955	0	8,200	4,631
28127 Finance - Community Development	138,600	138,600	0	0	151,200	12,600
28130 Other - Community Development	1,288	2,024	736	0	2,200	912
28135 ICT Expenses - Community Development	65	0	(65)	0	0	(65)
28137 Donations - Community Development	95,252	115,862	20,610	7,490	158,300	55,558
28151 OPRL Activities - Community Development / PC82-87	116,374	133,804	17,430	11,527	145,900	17,999
Expense Total	729,925	800,344	70,419	33,363	906,500	143,213
Income						
58101 Fees & Charges - Community Development	(7,997)	(5,225)	2,772	0	(5,700)	2,297
58104 Grants Operating - Community Development	(23,403)	(24,900)	(1,497)	0	(33,200)	(9,797)
58106 Contrib'n & Donation OPRL - Community Development	(8,273)	0	8,273	0	0	8,273
58110 Sundry Income - Community Development	(91)	0	91	0	0	91
Income Total	(39,764)	(30,125)	9,639	0	(38,900)	864
Community Development Total	690,161	770,219	80,058	33,363	867,600	144,076
Community Facilities						
Income						
58201 Fees & Charges - Community Facilities	(9,167)	(9,625)	(458)	0	(10,500)	(1,333)

Master Account		May Actual YTD	May Budget YTD	Variance	Committed Balance	June Budget YTD	Budget Available
58206	Contrib'n Reim & Donation Op -Community Facilities	(258)	(5,687)	(5,429)	0	(6,200)	(5,942)
58209	Council Property - Community Facilities	(181,870)	(158,246)	23,624	0	(172,600)	9,270
58210	Sundry Income - Community Facilities	0	0	0	0	0	0
Income Total		(191,294)	(173,558)	17,736	0	(189,300)	1,994
Community Facilities Total		(191,294)	(173,558)	17,736	0	(189,300)	1,994
Volunteer Services VRC							
Expense							
29320	Salaries - Volunteer Services VRC	58,730	59,499	769	0	64,900	6,170
29321	Other Employee Cost - Volunteer Services VRC	2,525	7,624	5,099	0	8,200	5,675
29323	Office - Volunteer Services VRC	2,470	6,647	4,177	435	7,200	4,295
29327	Finance - Volunteer Services VRC	31,724	31,724	0	0	34,600	2,876
29330	Other - Volunteer Services VRC	2,411	7,599	5,188	0	10,100	7,689
29335	ICT Expenses - Volunteer Services VRC	36	0	(36)	0	0	(36)
Expense Total		97,896	113,093	15,197	435	125,000	26,670
Income							
59304	Grants Operating - Volunteer Services VRC	(28,054)	(27,800)	254	0	(27,800)	254
Income Total		(28,054)	(27,800)	254	0	(27,800)	254
Volunteer Services VRC Total		69,842	85,293	15,451	435	97,200	26,923
Volunteer Services NVS							
Expense							
29220	Salaries - Volunteer Services NVS	20,576	20,724	148	0	22,600	2,024
29221	Other Employee Costs - Volunteer Services NVS	413	2,611	2,198	0	2,800	2,387
29223	Office - Volunteer Services NVS	265	3,586	3,321	864	3,900	2,771
29227	Finance - Volunteer Services NVS	23,650	23,650	0	0	25,800	2,150
29230	Other - Volunteer Services NVS	1,212	3,586	2,374	357	3,900	2,332
29250	Special Projects - Volunteer Services NVS	2,705	3,575	870	254	3,900	941
Expense Total		48,820	57,732	8,912	1,474	62,900	12,605
Volunteer Services NVS Total		48,820	57,732	8,912	1,474	62,900	12,605
Tresillian Community Centre							
Expense							
29120	Salaries - Tresillian CC	168,463	173,701	5,238	0	189,500	21,037
29121	Other Employee Costs - Tresillian CC	16,567	19,236	2,669	1,353	20,700	2,781
29123	Office - Tresillian CC	24,689	18,260	(6,429)	1,988	19,900	(6,777)
29125	Depreciation - Tresillian CC	2,663	6,699	4,036	0	7,300	4,637
29126	Utility - Tresillian CC	8,734	11,011	2,277	0	12,000	3,266
29127	Finance - Tresillian CC	68,491	66,099	(2,392)	0	72,100	3,609
29130	Other - Tresillian CC	8,229	9,537	1,308	677	10,400	1,494
29135	ICT Expenses - Tresillian CC	0	6,424	6,424	0	7,000	7,000
29136	Courses - Tresillian CC	134,962	111,936	(23,026)	4,792	122,100	(17,654)
29150	Exhibition	6,729	9,812	3,083	657	10,700	3,313
Expense Total		439,527	432,715	(6,812)	9,467	471,700	22,706
Income							
59101	Fees & Charges - Tresillian CC	(259,459)	(222,772)	36,687	0	(243,000)	16,459
59109	Council Property - Tresillian CC	(24,899)	(23,925)	974	0	(26,100)	(1,201)
59110	Sundry Income - Tresillian CC	(2,210)	(924)	1,286	0	(1,000)	1,210
Income Total		(286,568)	(247,621)	38,947	0	(270,100)	16,468
Tresillian Community Centre Total		152,959	185,094	32,135	9,467	201,600	39,174
Community Development Total		770,488	924,780	154,292	44,739	1,040,000	224,773
Community Service Centres							
Library Services							
Expense							
28521	Other Employee Costs - Mt Claremont Library	7	0	(7)	0	0	(7)
28523	Office - Mt Claremont Library	10,950	19,646	8,696	511	21,400	9,939
28525	Depreciation - Mt Claremont Library	1,950	4,400	2,450	0	4,800	2,850
28526	Utility - Mt Claremont Library	4,115	6,523	2,408	0	7,100	2,985
28530	Other - Mt Claremont Library	11,942	24,398	12,456	5,072	26,600	9,586
28535	ICT Expenses - Mt Claremont Library	11,708	13,035	1,327	93	14,200	2,399
28720	Salaries - Library Services	670,159	721,798	51,639	0	787,400	117,241
28721	Other Employee Costs - Library Services	103,515	119,034	15,519	909	131,100	26,676
28723	Office - Nedlands Library	31,439	51,446	20,007	3,575	55,900	20,886
28724	Motor Vehicles - Nedlands Library	16,682	18,337	1,656	0	20,000	3,319
28725	Depreciation - Nedlands Library	7,338	16,412	9,074	0	17,900	10,562
28726	Utility - Nedlands Library	22,359	27,599	5,240	0	30,100	7,741
28727	Finance - Nedlands Library	413,325	413,325	0	0	450,900	37,575
28730	Other - Nedlands Library	56,639	75,834	19,195	7,878	82,700	18,184
28731	Grants Expenditure - Nedlands Library	0	1,837	1,837	0	2,000	2,000

Master Account	May Actual YTD	May Budget YTD	Variance	Committed Balance	June Budget YTD	Budget Available
28734 Professional Fees - Nedlands Library	1,000	1,100	100	499	1,200	(299)
28735 ICT Expenses - Nedlands Library	12,501	29,535	17,034	0	32,200	19,699
28750 Special Projects - Nedlands Library	888	2,662	1,774	0	2,900	2,012
Expense Total	1,376,515	1,546,921	170,406	18,536	1,688,400	293,349
Income						
58501 Fees & Charges - Mt Claremont Library	(580)	(462)	118	0	(500)	80
58510 Sundry Income - Mt Claremont Library	(376)	(99)	277	0	(100)	276
58511 Fines & Penalties - Mt Claremont Library	(662)	(748)	(86)	0	(800)	(138)
58701 Fees & Charges - Nedland Library	(5,628)	(4,312)	1,316	0	(4,700)	928
58704 Grants Operating - Nedlands Library	(600)	(1,848)	(1,248)	0	(2,000)	(1,400)
58710 Sundry Income - Nedlands Library	(7,654)	(5,049)	2,605	0	(5,500)	2,154
58711 Fines & Penalties - Nedlands Library	(4,094)	(4,136)	(42)	0	(4,500)	(406)
Income Total	(19,595)	(16,654)	2,941	0	(18,100)	1,495
Library Services Total	1,356,920	1,530,267	173,347	18,536	1,670,300	294,844
Nedlands Community Care						
Expense						
28620 Salaries - NCC	6,403	0	(6,403)	0	0	(6,403)
28621 Other Employee Costs - NCC	8,271	0	(8,271)	0	0	(8,271)
28623 Office - NCC	631	0	(631)	0	0	(631)
28625 Depreciation - NCC	6,400	0	(6,400)	0	0	(6,400)
28626 Utility - NCC	2,716	0	(2,716)	0	0	(2,716)
28664 Hacc Unit Cost - NCC / PC66	1,018,614	1,064,448	45,834	22,556	1,160,900	119,729
Expense Total	1,043,035	1,064,448	21,413	22,556	1,160,900	95,309
Income						
58601 Fees & Charges - NCC	(83,511)	(77,022)	6,489	0	(84,000)	(489)
58604 Grants Operating - NCC	(1,048,019)	(974,900)	73,119	0	(974,900)	73,119
58610 Sundry Income - NCC	0	(1,837)	(1,837)	0	(2,000)	(2,000)
Income Total	(1,131,531)	(1,053,759)	77,772	0	(1,060,900)	70,631
Nedlands Community Care Total	(88,496)	10,689	99,185	22,556	100,000	165,940
Positive Ageing						
Expense						
27420 Salaries - Positive Ageing	26,998	31,999	5,001	0	34,900	7,902
27421 Other Employee Costs - Positive Ageing	3,323	4,274	951	0	4,600	1,277
27427 Finance - Positive Ageing	15,312	15,312	0	0	16,700	1,388
28437 Donations - Positive Ageing	7,135	27,225	20,090	3,997	29,700	18,568
28450 Other - Positive Ageing	5,081	12,661	7,580	36	13,800	8,683
Expense Total	57,848	91,471	33,623	4,033	99,700	37,819
Income						
58420 Fees & Charges - Positive Ageing	(8,445)	(5,324)	3,121	0	(5,800)	2,645
58423 Grants Operating - Positive Ageing	0	(500)	(500)	0	(500)	(500)
Income Total	(8,445)	(5,824)	2,621	0	(6,300)	2,145
Positive Ageing Total	49,403	85,647	36,244	4,033	93,400	39,964
Point Resolution Child Care						
Expense						
28820 Salaries - PRCC	293,926	329,098	35,172	0	359,000	65,074
28821 Other Employee Costs - PRCC	33,704	40,475	6,771	0	43,600	9,896
28823 Office - PRCC	5,324	8,309	2,985	747	9,000	2,930
28825 Depreciation - PRCC	720	1,474	754	0	1,600	880
28826 Utility - PRCC	3,211	5,324	2,113	0	5,800	2,589
28827 Finance - PRCC	28,787	28,787	0	0	31,400	2,613
28830 Other - PRCC	36,898	34,386	(2,512)	1,073	37,500	(472)
28835 ICT Expenses - PRCC	0	924	924	0	1,000	1,000
28833 Building - PRCC	5,000	4,587	(413)	0	5,000	0
Expense Total	407,570	453,364	45,794	1,820	493,900	84,510
Income						
58801 Fees & Charges - PRCC	(433,250)	(483,813)	(50,563)	0	(527,800)	(94,550)
Income Total	(433,250)	(483,813)	(50,563)	0	(527,800)	(94,550)
Point Resolution Child Care Total	(25,680)	(30,449)	(4,769)	1,820	(33,900)	(10,040)
Community Service Centres Total	1,292,147	1,596,154	304,007	46,946	1,829,800	490,708
Community Development Total	2,062,635	2,520,934	458,299	91,685	2,869,800	715,480
Planning & Development Services						
Planning Services						
Town Planning - Administration						
Expense						
24820 Salaries - Town Planning Admin	64,603	69,872	5,269	0	76,200	11,597

Master Account		May Actual YTD	May Budget YTD	Variance	Committed Balance	June Budget YTD	Budget Available
24821	Other Employee Costs-Town Planning Admin	61,045	60,874	(171)	18	69,800	8,736
24823	Office - Town Planning Admin	8,999	16,885	7,886	2,317	18,400	7,083
24824	Motor Vehicles - Town Planning Admin	42,903	57,387	14,484	0	62,600	19,697
24825	Depreciation - Town Planning Admin	2,296	3,575	1,279	0	3,900	1,604
24827	Finance - Town Planning Admin	350,177	352,649	2,472	0	384,700	34,523
24830	Other - Town Planning Admin	1,362	6,325	4,963	0	6,900	5,538
24834	Professional Fees - Town Planning Admin	0	0	0	0	0	0
24849	Loss Sale of Assets - Town Planning Admin	0	0	0	0	0	0
Expense Total		531,386	567,567	36,181	2,335	622,500	88,779
Income							
54801	Fees & Charges - Town Planning Admin	(538,668)	(618,948)	(80,280)	0	(675,200)	(136,532)
54811	Fines & Penalties - Town Planning	(41,000)	0	41,000	0	0	41,000
Income Total		(579,668)	(618,948)	(39,280)	0	(675,200)	(95,532)
Town Planning - Administration Total		(48,282)	(51,381)	(3,099)	2,335	(52,700)	(6,753)
Statutory Planning							
Expense							
24320	Salaries - Statutory Planning	353,714	354,123	409	0	386,300	32,586
24321	Other Employee Costs - Statutory Planning	32,037	39,974	7,937	1,481	43,600	10,082
24334	Professional Fees - Statutory Planning	85,339	91,674	6,335	2,373	100,000	12,288
Expense Total		471,090	485,771	14,681	3,854	529,900	54,956
Statutory Planning Total		471,090	485,771	14,681	3,854	529,900	54,956
Strategic Planning							
Expense							
24639	Travelsmart - Strategic Planning / PC88	0	0	0	0	0	0
24857	Strategic Projects - Strategic Planning	50,683	127,985	77,302	6,786	139,600	82,131
24920	Salaries - Strategic Planning	291,881	305,165	13,284	0	332,900	41,019
24921	Other Employee Costs - Strategic Planning	35,771	40,337	4,566	1,136	44,000	7,092
24934	Professional Fees - Strategic Planning	10,235	48,499	38,264	0	52,900	42,665
Expense Total		388,570	521,986	133,416	7,923	569,400	172,908
Strategic Planning Total		388,570	521,986	133,416	7,923	569,400	172,908
Planning Services Total		811,377	956,376	144,999	14,112	1,046,600	221,111
Health & Compliance							
Sustainability							
Expense							
24620	Salaries - Sustainability	44,573	47,124	2,551	0	51,400	6,827
24621	Other Employee Costs - Sustainability	34,966	45,560	10,594	0	52,000	17,034
24623	Office - Sustainability	667	3,795	3,128	0	4,100	3,433
24624	Motor Vehicles - Sustainability	18,924	17,413	(1,511)	0	19,000	76
24625	Depreciation - Sustainability	2,924	4,400	1,476	0	4,800	1,876
24627	Finance - Sustainability	42,724	42,724	0	0	46,600	3,876
24630	Other - Sustainability	(44)	36,586	36,630	69,740	39,900	(29,796)
24634	Professional Fees - Sustainability	1,473	0	(1,473)	3,072	0	(4,545)
24638	Operational Activities - Sustainability / PC79	19,774	68,772	48,998	9,772	75,000	45,454
Expense Total		165,982	266,374	100,392	82,584	292,800	44,235
Income							
54601	Fees & Charges - Sustainability	0	(924)	(924)	0	(1,000)	(1,000)
54610	Sundry Income - Sustainability	(1,897)	(1,837)	60	0	(2,000)	(103)
Income Total		(1,897)	(2,761)	(864)	0	(3,000)	(1,103)
Sustainability Total		164,085	263,613	99,528	82,584	289,800	43,131
Environmental Health							
Expense							
24720	Salaries - Environmental Health	303,099	301,315	(1,784)	0	328,700	25,601
24721	Other Employee Costs - Environmental Health	39,623	42,598	2,975	91	46,000	6,286
24723	Office - Environmental Health	3,026	2,447	(579)	0	2,600	(426)
24724	Motor Vehicles - Environmental Health	14	0	(14)	0	0	(14)
24725	Depreciation - Environmental Health	3,980	4,499	519	0	4,900	920
24727	Finance - Environmental Health	77,000	77,000	0	0	84,000	7,000
24730	Other - Environmental Health	27,662	28,886	1,224	1,574	31,500	2,264
24734	Professional Fees - Environmental Health	1,109	2,662	1,553	0	2,900	1,791
24749	Loss Sale of Assets - Environmental Health	0	0	0	0	0	0
24751	OPRL Activities - Environmental Health PC76,77,78	31,678	100,837	69,159	673	110,000	77,649
Expense Total		487,192	560,244	73,052	2,338	610,600	121,071
Income							
54701	Fees & Charges - Environmental Health	(56,984)	(57,800)	(816)	0	(57,800)	(816)
54710	Sundry Income - Environmental Health	(2,516)	(4,587)	(2,071)	0	(5,000)	(2,484)
54711	Fines & Penalties - Environmental Health	(95,328)	0	95,328	0	0	95,328

Master Account	May Actual YTD	May Budget YTD	Variance	Committed Balance	June Budget YTD	Budget Available
Income Total	(154,828)	(62,387)	92,441	0	(62,800)	92,028
Environmental Health Total	332,364	497,857	165,493	2,338	547,800	213,098
Environmental Conservation						
Expense						
24221 Other Employee Costs - Environmental Conservation	3,142	3,773	631	0	4,100	958
24223 Office - Environmental Conservation	1,023	1,474	451	500	1,600	77
24227 Finance - Environmental Conservation	40,425	40,425	0	0	44,100	3,675
24230 Other - Environmental Conservation	1,007	1,837	830	624	2,000	369
24237 Donations - Environmental Conservation	1,827	462	(1,365)	0	500	(1,327)
24251 Operational Activities-Environ Conservation / PC80	480,570	598,587	118,017	86,008	653,000	86,422
Expense Total	527,994	646,558	118,564	87,132	705,300	90,175
Income						
54204 Grants Operating - Environmental Conservation	(49,181)	(54,100)	(4,919)	0	(54,100)	(4,919)
54210 Sundry Income - Environmental Conservation	(13,288)	(12,199)	1,089	0	(13,300)	(12)
Income Total	(62,469)	(66,299)	(3,830)	0	(67,400)	(4,931)
Environmental Conservation Total	465,525	580,259	114,734	87,132	637,900	85,244
Ranger Services						
Expense						
21120 Salaries - Ranger Services	372,978	383,273	10,295	8,948	418,100	36,174
21121 Other Employee Costs - Ranger Services	52,037	61,884	9,847	3,055	66,800	11,708
21123 Office - Ranger Services	22,198	18,073	(4,125)	272	19,700	(2,770)
21124 Motor Vehicles - Ranger Services	57,153	55,000	(2,153)	0	60,000	2,847
21125 Depreciation - Ranger Services	51,962	54,274	2,312	0	59,200	7,238
21127 Finance - Ranger Services	163,130	150,073	(13,057)	0	163,700	570
21130 Other - Ranger Services	68,438	59,807	(8,631)	2,034	65,200	(5,272)
21134 Professional Fees - Ranger Services	187	4,862	4,675	4,632	5,300	482
21135 ICT Expenses - Ranger Services	18,015	16,049	(1,966)	0	17,500	(515)
21137 Donations - Ranger Services	1,000	924	(76)	0	1,000	0
21150 Special Projects - Ranger Services / PC69	1,001	40,425	39,424	3,194	44,100	39,905
Expense Total	808,098	844,644	36,546	22,134	920,600	90,368
Income						
51101 Fees & Charges - Ranger Services	(82,135)	(46,211)	35,924	0	(50,400)	31,735
51106 Contrib'n Reim & Donations Oper - Rangers Services	(23,748)	(21,600)	2,148	0	(21,600)	2,148
51110 Sundry Income - Ranger Services	(127)	(187)	(60)	0	(200)	(73)
51111 Fines & Penalties - Rangers Services	(322,066)	(355,135)	(33,070)	0	(387,400)	(65,335)
Income Total	(428,076)	(423,133)	4,943	0	(459,600)	(31,524)
Ranger Services Total	380,022	421,511	41,489	22,134	461,000	58,844
Health & Compliance Total	1,341,995	1,763,240	421,245	194,187	1,936,500	400,318
Building Services						
Building Services						
Expense						
24420 Salaries - Building Services	447,537	478,225	30,688	0	521,700	74,163
24421 Other Employee Costs - Building Services	60,049	67,983	7,934	327	75,900	15,524
24423 Office - Building Services	8,848	19,947	11,099	1,538	21,600	11,214
24424 Motor Vehicles - Building Services	25,014	21,549	(3,465)	0	23,500	(1,514)
24425 Depreciation - Building Services	402	374	(28)	0	400	(2)
24427 Finance - Building Services	172,961	174,636	1,675	0	190,500	17,539
24430 Other - Building Services	2,588	3,124	536	0	3,400	812
24434 Professional Fees - Building Services	72,096	55,011	(17,085)	8,486	60,000	(20,582)
Expense Total	789,494	820,849	31,355	10,351	897,000	97,154
Income						
54401 Fees & Charges - Building Services	(403,065)	(407,712)	(4,647)	0	(440,000)	(36,935)
54410 Sundry Income - Building Services	(12,286)	(11,000)	1,286	0	(12,000)	286
54411 Fines & Penalties - Building Services	(25,311)	(13,299)	12,012	0	(14,500)	10,811
Income Total	(440,662)	(432,011)	8,651	0	(466,500)	(25,838)
Building Services Total	348,833	388,838	40,005	10,351	430,500	71,316
Building Services Total	348,833	388,838	40,005	10,351	430,500	71,316
Planning & Development Services Total	2,502,205	3,108,454	606,249	218,650	3,413,600	692,745
Technical Services						
Engineering						
Infrastructure Services						
Expense						
26220 Salaries - Infrastructure Svs	1,126,868	1,155,289	28,421	24,620	1,260,300	108,812
26221 Other Employee Costs - Infrastructure Svs	439,850	446,222	6,372	4,897	482,300	37,554
26223 Office - Infrastructure Svs	44,997	44,660	(337)	6,358	48,700	(2,654)

Master Account	May Actual YTD	May Budget YTD	Variance	Committed Balance	June Budget YTD	Budget Available
26224 Motor Vehicles - Infrastructure Svcs	59,875	68,299	8,424	0	74,500	14,625
26225 Depreciation - Infrastructure Svcs	11,936	15,587	3,651	0	17,000	5,064
26227 Finance - Infrastructure Svcs	(1,772,798)	(1,942,048)	(169,250)	0	(2,118,600)	(345,802)
26228 Insurance - Infrastructure Svcs	94,907	98,275	3,368	0	98,800	3,893
26230 Other - Infrastructure Svcs	68,937	81,422	12,485	20,291	88,800	(428)
26234 Professional Fees - Infrastructure Svcs	55,144	156,200	101,056	57,252	170,400	58,004
26235 ICT Expenses - Infrastructure Svcs	10,431	11,924	1,493	1,004	13,000	1,566
Expense Total	140,146	135,830	(4,316)	114,421	135,200	(119,367)
Infrastructure Services Total	140,146	135,830	(4,316)	114,421	135,200	(119,367)
Plant Operating						
Expense						
26525 Depreciation - Plant Operating	665,341	549,087	(116,254)	0	599,000	(66,341)
26527 Finance - Plant Operating	(985,907)	(905,762)	80,145	0	(988,100)	(2,193)
26532 Plant - Plant Operating	558,915	508,947	(49,968)	9,927	549,500	(19,342)
26533 Minor Parts & Workshop Tools - Plant Operating	23,965	18,810	(5,155)	2,037	20,500	(5,502)
26549 Loss Sale of Assets - Plant Operating	2,718	20,174	17,456	0	22,000	19,282
Expense Total	265,031	191,256	(73,775)	11,964	202,900	(74,096)
Income						
56501 Fees & Charges - Plant Operating	(19,722)	(11,550)	8,172	0	(12,600)	7,122
56510 Sundry Income - Plant operating	(170)	0	170	0	0	170
56515 Profit Sale of Assets - Plant Operating	(78,562)	(87,824)	(9,262)	0	(95,800)	(17,238)
Income Total	(98,454)	(99,374)	(920)	0	(108,400)	(9,946)
Plant Operating Total	166,577	91,882	(74,695)	11,964	94,500	(84,041)
Streets Roads and Depots						
Expense						
26625 Depreciation - Streets Roads & Depots	2,602,958	2,562,197	(40,761)	0	2,795,100	192,142
26626 Utility - Streets Roads & Depots	387,917	474,562	86,645	86,268	517,700	43,514
26630 Other	36,169	51,348	15,179	955	56,000	18,877
26640 Reinstatement - Streets Roads & Depot	10,279	11,176	897	0	12,200	1,921
26667 Road Maintenance / PC51	549,991	504,174	(45,817)	11,828	550,000	(11,818)
26668 Drainage Maintenance / PC52	258,096	311,674	53,578	43,156	340,000	38,748
26669 Footpath Maintenance / PC53	137,909	165,000	27,091	20,351	180,000	21,740
26670 Parking Signs / PC54	59,135	122,100	62,965	30,370	133,200	43,696
26671 Right of Way Maintenance / PC55	59,789	77,275	17,486	8,998	84,300	15,512
26672 Bus Shelter Maintenance / PC56	14,964	13,750	(1,214)	0	15,000	36
26673 Graffiti Control / PC57	23,272	27,500	4,228	2,692	30,000	4,036
26674 Streets Roads & Depot / PC89	76,834	91,674	14,840	11,689	100,000	11,478
Expense Total	4,217,312	4,412,430	195,118	216,307	4,813,500	379,882
Income						
56601 Fees & Charges - Streets Roads & Depots	(85,800)	(71,247)	14,553	0	(77,700)	8,100
56604 Grants Operating - Streets Roads & Depots	(1,295)	0	1,295	0	0	1,295
56606 Contrib'n Reim & Don Op - Streets Roads & Depots	(11,701)	(46,937)	(35,237)	0	(51,200)	(39,500)
56610 Sundry Income - Streets Roads & Depots	0	(5,500)	(5,500)	0	(6,000)	(6,000)
Income Total	(98,795)	(123,684)	(24,889)	0	(134,900)	(36,105)
Streets Roads and Depots Total	4,118,516	4,288,746	170,230	216,307	4,678,600	343,777
Waste Minimisation						
Expense						
24520 Salaries - Waste Minimisation	134,805	145,849	11,044	0	159,100	24,295
24521 Other Employee Costs - Waste Minimisation	15,240	17,675	2,435	0	18,900	3,660
24525 Depreciation - Waste Minimisation	83,085	83,149	64	0	90,700	7,615
24527 Finance - Waste Minimisation	209,595	209,550	(45)	0	228,600	19,005
24528 Insurance - Waste Minimisation	0	0	0	0	0	0
24538 Purchase of Product - Waste Minimisation	2,892	12,474	9,582	449	13,600	10,259
24552 Residential Kerbside - Waste Minimisation / PC71	1,949,322	2,090,561	141,239	482,996	2,280,600	(151,718)
24553 Residential Bulk - Waste Minimisation / PC72	318,514	366,685	48,171	92,421	400,000	(10,935)
24554 Commercial - Waste Minimisation / PC73	90,426	126,236	35,810	42,026	137,700	5,248
24555 Public Waste - Waste Minimisation / PC74	128,704	100,111	(28,593)	34,239	109,200	(53,743)
24556 Waste Strategy - Waste Minimisation / PC75	25,148	35,574	10,426	8,782	38,800	4,871
Expense Total	2,957,730	3,187,864	230,134	660,913	3,477,200	(141,443)
Income						
54501 Fees & Charges - Waste Minimisation	(3,601,932)	(3,585,747)	16,185	0	(3,587,100)	14,832
Income Total	(3,601,932)	(3,585,747)	16,185	0	(3,587,100)	14,832
Waste Minimisation Total	(644,202)	(397,883)	246,319	660,913	(109,900)	(126,611)
Building Maintenance						
Expense						
24120 Salaries - Building Maintenance	178,778	173,987	(4,791)	0	189,800	11,022

Master Account	May Actual YTD	May Budget YTD	Variance	Committed Balance	June Budget YTD	Budget Available
24121 Other Employee Costs - Building Maintenance	22,999	25,424	2,425	0	27,400	4,401
24123 Office - Building Maintenance	1,530	3,536	2,006	1,865	3,800	405
24124 Motor Vehicles - Building Maintenance	32,706	31,900	(806)	0	34,800	2,094
24125 Depreciation - Building Maintenance	602,503	552,750	(49,753)	0	603,000	497
24126 Utility - Building Maintenance	1,201	0	(1,201)	0	0	(1,201)
24127 Finance - Building Maintenance	115,049	115,049	0	0	125,500	10,451
24128 Insurance - Building Maintenance	0	0	0	0	0	0
24130 Other - Building Maintenance	2,607	4,048	1,441	0	4,400	1,793
24133 Building - Building Maintenance / PC58	1,078,804	1,155,775	76,971	69,911	1,258,260	109,545
Expense Total	2,036,177	2,062,469	26,292	71,776	2,246,960	139,007
Income						
54106 Contrib'n Reim & Donations Op - Building Maintenance	(16,525)	0	16,525	0	0	16,525
54109 Council Property - Building Maintenance	(258,922)	(231,561)	27,361	0	(252,600)	6,322
Income Total	(275,447)	(231,561)	43,886	0	(252,600)	22,847
Building Maintenance Total	1,760,730	1,830,908	70,178	71,776	1,994,360	161,854
Engineering Total	5,541,768	5,949,483	407,715	1,075,381	6,792,760	175,611
Parks Services						
Parks Services						
Expense						
26360 Depreciation - Parks Services	524,098	638,374	114,276	0	696,400	172,302
26365 Maintenance - Parks Services / PC59	3,244,102	3,454,789	210,687	213,061	3,768,600	311,436
Expense Total	3,768,201	4,093,163	324,962	213,061	4,465,000	483,738
Income						
56301 Fees & Charges - Parks & Ovals	(609)	0	609	0	0	609
56306 Contrib'n Reim & Donations Op - Parks Services	(49,957)	(22,649)	27,308	0	(24,700)	25,257
56309 Council Property - Parks Services	(60,281)	(65,879)	(5,598)	0	(71,800)	(11,519)
56310 Sundry Income - Parks Services	2,188	(462)	(2,650)	0	(500)	(2,688)
Income Total	(108,659)	(88,990)	19,669	0	(97,000)	11,659
Parks Services Total	3,659,541	4,004,173	344,632	213,061	4,368,000	495,397
Parks Services Total	3,659,541	4,004,173	344,632	213,061	4,368,000	495,397
Technical Services Total	9,201,309	9,953,656	752,347	1,288,442	11,160,760	671,009
City of Nedlands Total	(4,457,399)	(2,149,142)	2,308,257	1,767,818	(175,240)	2,514,341


**CITY OF NEDLANDS
CAPITAL WORKS & ACQUISITIONS
AS AT 31 MAY 2014**

		May Actual YTD	Annual Budget	Committed Balance	Budget Available
2	Footpath Rehabilitation				
	2003 Alfred Road	644	0	0	(644)
	2028 Dalkeith Road	0	0	0	0
	2030 Beatrice Road	1,613	0	720	(2,333)
	2083 Haldane St	44,892	46,200	1,260	49
	2085 Walpole Street	12,855	9,200	0	(3,655)
	2143 Brockway Road	30,318	31,000	0	682
	2148 Mengler Avenue	12,386	9,600	0	(2,786)
	2176 Walba Way	26,532	20,000	0	(6,532)
	4170 Karakatta Cemetery	47,421	70,000	0	22,579
	Footpath Rehabilitation Total	176,659	186,000	1,980	7,361
3	Road Rehabilitation				
	2003 Alfred Road	24,165	56,800	727	31,908
	2010 Broadway	74,461	79,500	1,076	3,964
	2013 North Street	5,318	0	200	(5,517)
	2018 Underwood Avenue	9,685	10,000	0	315
	2033 Gordon Street	240	0	0	(240)
	2037 Elizabeth Street	0	0	2,000	(2,000)
	2056 Tyrell Street	478,972	535,000	166,724	(110,696)
	2058 Archdeacon Street	0	0	0	0
	2132 Beecham Road	698,370	739,000	0	40,630
	2189 Adams Road	174,861	171,200	0	(3,661)
	2300 Acacia Lane	503,001	521,000	3,803	14,196
	2083 Haldane St	138,669	134,000	3,970	(8,639)
	2097 Whitfeld St	0	0	0	0
	2146 Erica Ave	0	0	5,094	(5,094)
	2005 Selby Street	0	0	0	0
	2064 Doonan Road	294,297	480,000	167,471	18,232
	2079 Minora Road	214,318	235,000	1,017	19,664
	Road Rehabilitation Total	2,616,356	2,961,500	352,083	(6,939)
4	Drainage Rehabilitation				
	2113 Loftus St	0	28,000	28,490	(490)
	2191 Bishop Road	24,101	27,500	3,259	140
	9000 City Wide	88,407	114,000	0	25,593
	2190 Riverview Ct	0	25,000	6,458	18,542
	2226 Waratah Place	26,307	31,000	4,310	383
	2404 INTXN Waroonga / Princess	27,063	27,500	382	54
	2450 Sump Infrastructure	82,541	0	0	(82,541)
	Drainage Rehabilitation Total	248,418	253,000	42,900	(38,318)
5	Street Furniture / Bus Shelter				
	9000 City Wide	8,639	120,000	45,196	66,165
	Street Furniture / Bus Shelter Total	8,639	120,000	45,196	66,165
6	Grant Funded Projects				
	2003 Alfred Road	10,352	37,000	3,069	23,579
	2019 Princess Road	0	0	0	0
	2037 Elizabeth Street	37,037	241,000	199,650	4,313
	2054 Broome Street	0	0	0	0
	2057 Florence Street	15,032	20,600	6,711	(1,142)
	2400 INTXN - Railway Rd/Aberdare Rd	0	18,000	0	18,000
	2401 INTXN - Brockway/Brookdale /Underwood	24	105,000	59,380	45,596
	2402 INTXN - Stirling Hwy/Vincent St	25,689	20,500	636	(5,825)
	2403 INTXN - Guger St/Railway Rd/Loch St	0	25,000	26,770	(1,770)
	2405 INTXN - Stirling Hwy / Broadway	0	550,000	0	550,000
	2406 INTXN - West Coast Hwy / North Street	12,141	145,000	13,911	118,949
	Grant Funded Projects Total	100,273	1,162,100	310,126	751,701
10	Road Improvement				
	2121 Lisle Street	0	0	0	0

		May Actual YTD	Annual Budget	Committed Balance	Budget Available
Road Improvement Total		0	0	0	0
11	Building Construction				
4000	John Leckie Pavilion	6,812	10,000	7,690	(4,502)
4001	Allen Park Lower Pavilion	0	10,000	0	10,000
4003	Council Depot	66,654	80,000	0	13,346
4004	Drabble House	3,480	0	0	(3,480)
4005	Drabble House Flat - 8A Webster St	0	7,000	0	7,000
4006	Hackett Playcentre	0	6,000	0	6,000
4008	Nedlands Library	92,750	150,000	0	57,250
4009	PRCC	0	0	1,364	(1,364)
4010	NCC	18,243	22,000	0	3,757
4016	67 Stirling Highway - Maisonettes	0	120,000	0	120,000
4018	Tresillian	0	8,500	0	8,500
4020	71 Stirling Highway - Administration	116,571	88,700	0	(27,871)
4022	Public Toilets/Changerooms	0	0	0	0
4052	Allen Park	0	0	0	0
9000	City Wide	7,772	60,000	439	51,789
4027	Mt Claremont Changerooms	13,286	8,000	0	(5,286)
Building Construction Total		325,567	570,200	9,493	235,140
12	Off Street Parking				
2182	The Esplanade	1,035	0	0	(1,035)
Off Street Parking Total		1,035	0	0	(1,035)
14	Parks & Reserves Construction				
2132	Beecham Road - Do Not Use	0	0	0	0
4052	Allen Park	81,988	82,500	0	512
4055	Asquith Park	0	0	0	0
4056	Baines Park	5,132	5,200	0	68
4057	Beaton Park	15,208	66,000	0	50,792
4059	Beatrice Road Reserve	7,804	18,000	9,345	851
4067	Campsie Park	0	0	0	0
4069	Carrington Park	31,670	51,400	8,715	11,015
4071	Charles Ct Reserve	0	0	0	0
4072	College Park	47,912	111,800	0	63,888
4078	Daran Park	0	94,000	65,314	28,686
4083	Foreshore 3	12,488	21,300	0	8,812
4087	Grainger Reserve	13,426	14,000	0	574
4089	Hamilton Park	5,208	7,700	0	2,492
4094	Jones Park	4,935	0	0	(4,935)
4095	Karella Park	4,023	5,200	0	1,177
4096	Lawler Park	60,802	100,200	0	39,398
4097	Lesley Graham Reserve	0	21,300	12,004	9,296
4100	Masons Gardens	28,454	21,200	0	(7,254)
4101	Melvista Reserve	53,930	47,100	0	(6,830)
4105	Mossvale Gardens	0	0	0	0
4107	Mount Claremont Reserve	0	0	0	0
4108	Mt Claremont Oval	26,525	20,000	15,247	(21,773)
4112	Nedlands Park	0	15,300	12,174	3,126
4117	Paul Hasluck Reserve	4,637	0	0	(4,637)
4118	Peace Memorial Rose Garden	840	7,425	0	6,585
4122	Point Resolution Reserve	0	84,300	800	83,500
4131	Street Gardens and Verges	6,574	11,880	7,939	(2,633)
4132	Street Tree Maintenance	0	0	0	0
4135	Stubbs Terrace Reserves	11,326	15,300	3,814	160
4137	Swanbourne Beach Reserve	13,671	18,795	1,560	3,564
4142	Zamia Park	0	0	0	0
4154	Hollywood Reserve	7,828	11,900	0	4,072
4169	River Wall Maintenance	246,867	180,000	33,096	(99,962)
4161	Railway Reserve	0	0	0	0
4162	Melvista Oval - DO NOT USE	0	0	0	0
4163	Baines Park - DO NOT USE	0	0	0	0
4172	Stephenson Avenue Nature Strip - DO NOT USE	0	0	0	0
Parks & Reserves Construction Total		691,247	1,031,800	170,009	170,544

		May Actual YTD	Annual Budget	Committed Balance	Budget Available
15	Plant & Equipment				
	7500 Technical Svs - Engineering	61,894	288,750	144,495	82,361
	7501 Development Svs - Town Planning	71,074	84,350	32,585	(19,309)
	7502 Development Svs - Property Svs	1,090	18,350	0	17,260
	7504 Community Svs - NCC (HACC Funded)	0	0	78,918	(78,918)
	7505 Corporate Svs - Ranger Svs	130,224	134,000	0	3,776
	7507 Development Svs - Sustainable Nedlands	59,280	64,000	0	4,720
	7508 Corporate & Strategy - Finance	37,145	34,000	0	(3,145)
	7509 Technical Svs - Parks Svs	227,183	256,700	0	29,517
	7515 Corporate & Strategy - ICT	0	18,350	0	18,350
	Plant & Equipment Total	587,891	898,500	255,998	54,611
16	ICT Capital Projects				
	6031 MS Enterprise Agreement	123,740	105,000	13,548	(32,288)
	6032 Disaster Recovery	255,694	258,000	3,119	(814)
	6033 VoIP Phone System	104,900	95,000	5,426	(15,326)
	6034 Share Point Project	99,225	108,000	8,913	(138)
	6035 One Place Mail for Outlook	18,021	15,000	0	(3,021)
	6036 PoE Switches	7,987	10,000	0	2,013
	6037 Parking Permit Software	10,390	20,000	0	9,610
	6039 Library System Software	39,450	45,000	0	5,550
	6038 PC Roll Out	0	0	0	0
	6040 VMWare View 5.5	0	0	0	0
	6041 SKM Tel Tender and NBN Co	11,789	0	12,182	(23,971)
	ICT Capital Projects Total	671,196	656,000	43,188	(58,384)
17	Greenway Development				
	4052 Allen Park	84,671	107,000	12,075	10,255
	4161 Railway Reserve	7,520	50,000	20,280	22,200
	4173 Cottesloe Golf Club	0	25,000	0	25,000
	Greenway Development Total	92,190	182,000	32,354	57,455
18	Furniture & Fixture				
	4000 John Leckie Pavilion	0	0	963	(963)
	4008 Nedlands Library	1,851	0	0	(1,851)
	4250 Planning & Development Services	0	0	2,727	(2,727)
	7504 Community Svs - NCC (HACC Funded)	8,423	0	0	(8,423)
	9000 City Wide	0	10,000	0	10,000
	Furniture & Fixture Total	10,274	10,000	3,690	(3,964)
19	Public Art				
	9000 City Wide	1,168	70,000	0	68,832
	Public Art Total	1,168	70,000	0	68,832
City of Nedlands Total		5,530,914	8,101,100	1,267,017	1,303,169

13.6 Investment Report – April 2014

Council	24 June 2014
Applicant	City of Nedlands
Officer	Rajah Senathirajah – Manager Finance
CEO	Greg Trevaskis
CEO Signature	
File Reference	FIN-FS-00004
Previous Item	Nil

Regulation 11(da) – Not applicable – Recommendation adopted.

Moved – Councillor James
 Seconded – Councillor Hay

That the Recommendation to Council is adopted.
 (Printed below for ease of reference)

CARRIED UNANIMOUSLY 13/-

Recommendation to Council

Council receives the Investment Report for the period ended 31 May 2014.

Executive Summary

In accordance with the Council's Investment Policy, Administration is required to present a summary of investments to Council on a monthly basis.

Recommendation to Council

Council receives the Investment Report for the period ended 31 May 2014.

Strategic Plan

KFA5: Governance

5.1 – Manage the City's resources in a sustainable and responsible manner.

This report is in accordance with the Council's Investment Policy and demonstrates the investment of City's surplus cash in a sustainable and responsible manner.

Background

Council's Investment Policy requires a summary of investments to be presented to Council on a monthly basis.

Discussion

The Investment Summary shows that as at 31 May the City held the following funds in investments:

Municipal Funds	\$	4,656,727
Reserve Funds	\$	3,949,454
Adelma Interest	\$	<u>874</u>
Total	\$	<u><u>8,607,055</u></u>

The total interest earned from investments for the eight months was \$472,800. Following Council's decision in May 2012, all investments are placed with the 'big four' banks.

The Investment Portfolio comprises holdings in the following institutions:

Financial Institution	Funds Invested	Interest Rate	Proportion of Portfolio
NAB	\$ 2,573,075	3.74% - 3.60%	29.89%
Westpac	\$ 2,560,522	3.60% - 3.47%	29.75%
ANZ	\$ 1,833,994	3.70% - 3.65%	21.31%
CBA	\$ 1,639,464	3.50%	19.05%
Total	\$ 8,607,055		100.00%

Consultation

Required by legislation:

Yes

No

Required by City of Nedlands policy:

Yes

No

Legislation / Policy

Not applicable.

Budget/Financial Implications

Investment income is less than the budgeted value due to the lower interest rates provided by the banks.

Risk Management

The Investment Policy of the City, which is reviewed each year by the Audit and Risk Committee of Council, is structured so as to minimise any risks associated with the City's cash investments. The officers adhere to this Policy, and continuously monitor market conditions to ensure that the City obtains attractive yields without compromising on risk management.

Conclusion

The Investment Report is presented to Council.

Attachments

1. Investment Report for the period ended 31 May 2014


**INVESTMENTS REPORT
FOR THE PERIOD ENDED 31 MAY 2014**

No.	Particulars	Interest	Invest.	Maturity	Period	NAB	Westpac	ANZ	CBA	Total	Interest
		Rate	Date	Date	Days	*AA-/Stable/A-1+	*AA-/Stable/A-1+	*AA-/Stable/A-1+	*AA-/Stable/A-1+		YTD Accumulated
	RESTRICTED FUNDS										
4	Trust - Adema	3.47%	28-Feb-14	30-Jun-14	122		\$100,874.63			\$100,874.63	\$3,356.03
	TOTAL RESTRICTED FUNDS						\$100,874.63			\$100,874.63	\$3,356.03
	RESERVE INVESTMENTS										
10	City Development - Western Zone	3.50%	1-Apr-14	29-Sep-14	181				\$358,655.60	\$358,655.60	\$12,327.38
16	Services General (a) - CLOSED - Combined with #78					\$0.00				\$0.00	\$3,839.04
78	Services General	3.65%	8-Apr-14	7-Oct-14	182	\$850,629.88				\$850,629.88	\$25,717.75
26	North Street Reserve	3.60%	1-May-14	31-Oct-14	183	\$1,107,382.53				\$1,107,382.53	\$40,467.99
26-1	Services - Tawarri	3.60%	1-May-14	31-Oct-14	183	\$58,372.21				\$58,372.21	\$172.21
41	City Development - Swanbourne	3.50%	1-Apr-14	29-Sep-14	181				\$115,422.30	\$115,422.30	\$3,749.49
42	City Building Reserve	3.50%	1-Apr-14	29-Sep-14	181				\$584,504.59	\$584,504.59	\$20,134.59
52	Plant Replacement	3.70%	11-Apr-14	11-Nov-14	214			\$137,152.43		\$137,152.43	\$7,451.20
52-1	Services - Tawarri	3.70%	11-Apr-14	11-Nov-14	214			\$100,506.85		\$100,506.85	\$506.85
55	Insurance	3.70%	11-Apr-14	11-Nov-14	214			\$55,945.47		\$55,945.47	\$1,873.33
57	Welfare - NCC	3.50%	1-Apr-14	29-Sep-14	181				\$151,690.20	\$151,690.20	\$4,926.36
58	Waste Management	3.50%	1-Apr-14	29-Sep-14	181				\$151,671.04	\$151,671.04	\$4,925.74
60	Welfare	3.50%	1-Apr-14	29-Sep-14	181				\$273,690.00	\$273,690.00	\$8,888.50
PA	Public Art								\$3,830.71	\$3,830.71	\$0.00
	TOTAL RESERVE INVESTMENTS					\$2,016,384.62	\$0.00	\$293,604.75	\$1,639,464.43	\$3,949,453.80	\$134,980.42
	MUNICIPAL INVESTMENTS										
94	Muni Investment #94 - NAB	3.74%	7-Jan-14	7-Jul-14	181	\$556,690.33				\$556,690.33	\$19,130.11
100	Muni Investment #100 - ANZ - CLOSED							\$0.00		\$0.00	\$108.80
105	Muni Investment #105 - Westpac - CLOSED						\$0.00			\$0.00	\$25,641.23
110	Muni Investment #110 - Westpac - CLOSED						\$0.00			\$0.00	\$17,117.45
111	Muni Investment #111 - ANZ	3.65%	26-Apr-14	26-Jul-14	91			\$1,031,247.63		\$1,031,247.63	\$31,247.63
112	Muni Investment #112 - CBA - CLOSED								\$0.00	\$0.00	\$28,756.66
113	Muni Investment #113 - ANZ - CLOSED							\$0.00		\$0.00	\$9,000.00
114	Muni Investment #114 - Westpac - CLOSED						\$0.00			\$0.00	\$5,851.23
115	Muni Investment #115 - CBA - CLOSED								\$0.00	\$0.00	\$21,206.93
116	Muni Investment #116 - CBA - CLOSED								\$0.00	\$0.00	\$17,454.38
117	Muni Investment #117 - ANZ - CLOSED							\$0.00		\$0.00	\$27,905.85
118	Muni Investment #118 - NAB - CLOSED					\$0.00				\$0.00	\$12,526.03
119	Muni Investment #119 - NAB - CLOSED					\$0.00				\$0.00	\$28,224.15
120	Muni Investment #120 - ANZ - CLOSED							\$0.00		\$0.00	\$2,744.02
121	Muni Investment #121 - Westpac	3.60%	25-Mar-14	25-Jun-14	92		\$1,028,669.13			\$1,028,669.13	\$28,669.13
122	Muni Investment #122 - Westpac	3.60%	25-Mar-14	25-Jun-14	92		\$1,027,673.72			\$1,027,673.72	\$27,673.72
123	Muni Investment #123 - NAB - CLOSED					\$0.00				\$0.00	\$18,739.73
124	Muni Investment #124 - ANZ	3.65%	25-Mar-14	25-Jun-14	92			\$509,141.97		\$509,141.97	\$9,141.97
125	Muni Investment #125 - Westpac	3.60%	25-Mar-14	25-Jun-14	92		\$503,304.11			\$503,304.11	\$3,304.11
	TOTAL MUNICIPAL INVESTMENTS					\$556,690.33	\$2,559,646.96	\$1,540,389.60	\$0.00	\$4,656,726.88	\$334,443.14
	RESERVE & MUNICIPAL TOTAL					\$2,573,074.95	\$2,560,521.59	\$1,833,994.35	\$1,639,464.43	\$8,607,055.32	\$472,779.59

* Credit Rating - Source: Standard & Poor's

Proportion Portfolio	29.89%	29.75%	21.31%	19.05%
----------------------	--------	--------	--------	--------

13.7 Adoption of the Annual Budget 2014/15

Council	24 June 2014
Applicant	City of Nedlands
Officer	Rajah Senathirajah – Manager Finance
Director	Michael Cole – Director Corporate and Strategy
Director Signature	
File Reference	STR/057/02
Previous Item	Not applicable

Regulation 11(da) – Councillors requested an amendment to the recommendation deleting clauses 1 and 2 sub-clauses a) to d). as it provides an opportunity for Council to have one last focused debate on the global extent of the proposed increase for the 2014/2015 financial year comprising an operating budget increase of 2.9%, plus a 4% capital works increase in line with a previous Council recommendation and a decrease of ≈1.8% as a refund to ratepayers of rubbish removal savings.

Moved – Councillor Wetherall

Seconded – Councillor Hassell

The recommendation to Council with the following change to clause 1 and 2a to 2d:

- 1. Adopts the 2014/15 Annual Budget; and**
 - a. Directs that the budget be adjusted so that the overall net increase shall not exceed 4.1%;**
 - b. Gives no direction to administration as to meeting the global limit of a 4% increase overall but suggests the following items for consideration by the CEO:**
 - i. Council favours little or no increase in the operating budget and an emphasis on maintaining the capital budget;**
 - ii. There should be a strategy put in place by the CEO to continue to look at operational efficiencies and deliver savings while maintaining services; and**
 - iii. The \$601,000 allocated to strategic planning (page 9 of 12 in the budget documents) could well be the subject of review and reduction.**
- 2. Adopts the following Rates and Charges:**
 - a. A rate of 4.450 cents in the dollar (2013/14 was 5.652) on all residential Gross Rental Value rateable property within the City of Nedlands;**

- b. A rate of 6.300 cents in the dollar (2013/14 was 7.337) on all residential vacant Gross Rental Value rateable property within the City of Nedlands;
- c. a rate of 5.550 cents in the dollar (2013/14 was 6.228) on all non-residential Gross Rental Value rateable property within the City of Nedlands
- d. a minimum rate of \$1,288 (2013/14 was \$1,214) be applied to all applicable residential property; a minimum rate of \$1,698 (2013/14 was \$1,603) be applied to all residential vacant property; and a minimum rate of \$1,758 (2013/14 was \$1,660) be applied to all applicable non-residential property;

Clauses 3 to 7 to remain as in the Recommendation to Council.

The mover and seconder agreed to add the following point:

- 8. **\$12,000 being allocated for a promotional video with funds being deducted from Strategic Planning.**

Amendment

Moved – Councillor James

Seconded – Councillor Hay

That \$61,800 be deleted from – Paul Hasluck Reserve dog park.

LOST 4/9

(Against: Mayor Hipkins, Cr's. Shaw Hodsdon Porter Binks Argyle Smyth
McMaus Horley)

The substantive motion was put and

Moved – Councillor Wetherall

Seconded – Councillor Hassell

CARRIED 7/6

(Against: Crs. Shaw Horley McManus Smyth Binks Hodsdon)

Mr Cole left the Chambers at 8.29pm and returned at 8.29pm.

Council Resolution

That Council:

- 1. Adopts the 2014/15 Annual Budget; and**
 - a. Directs that the budget be adjusted so that the overall net increase shall not exceed 4.1%;**
 - b. Gives no direction to administration as to meeting the global limit of a 4% increase overall but suggests the following items for consideration by the CEO:**
 - i. Council favours little or no increase in the operating budget and an emphasis on maintaining the capital budget;**
 - ii. There should be a strategy put in place by the CEO to continue to look at operational efficiencies and deliver savings while maintaining services; and**
 - iii. The \$601,000 allocated to strategic planning (page 29 of the budget documents) could well be the subject of review and reduction.**
- 2. Adopts the following Rates and Charges:**
 - a. A rate of 4.450 cents in the dollar (2013/14 was 5.652) on all residential Gross Rental Value rateable property within the City of Nedlands;**
 - b. A rate of 6.300 cents in the dollar (2013/14 was 7.337) on all residential vacant Gross Rental Value rateable property within the City of Nedlands;**
 - c. a rate of 5.550 cents in the dollar (2013/14 was 6.228) on all non-residential Gross Rental Value rateable property within the City of Nedlands**
 - d. a minimum rate of \$1,288 (2013/14 was \$1,214) be applied to all applicable residential property; a minimum rate of \$1,698 (2013/14 was \$1,603) be applied to all residential vacant property; and a minimum rate of \$1,758 (2013/14 was \$1,660) be applied to all applicable non-residential property;**
 - e. interest on instalments to be charged at 5.5% per annum calculated daily;**
 - f. an Administration Charge applicable to all approved instalment arrangements be charged at \$12 per instalment other than for the first payment;**

- g. interest on overdue rates be charged at 11% per annum calculated daily;**
 - h. the due dates for payment be:**
 - i. if paying in full or, if paying in four instalments the first instalment, 35 days after the date of the service of the rates notice and;**
 - ii. if paying by instalments the second, third and fourth instalments are each due on the first working day following two calendar months from the previous instalment;**
 - i. residential sanitation charges of:**
 - i. Standard Residential Refuse Collection Charge (120 general waste) - \$293.00**
 - ii. Upgrade Residential Refuse Collection Charge (240L general waste) - \$742.00**
 - iii. Super Residential Refuse Collection Charge (2x240L general waste) - \$1,505.00**
 - iv. Inside Service Charge - \$800.00**
 - v. Establishment Fee for Refuse Service - \$80.00**
 - j. swimming Pool Inspection Fee \$55 (Incl. GST) per inspection; and**
 - k. all remaining fees and charges as listed in the Schedule of Fees and Charges attached to this Report.**
- 3. Approves the annual fee for Elected Members in accordance with Section 5.99 of the Local Government Act 1995, for the 2014/15 financial year, of \$22,000 per Elected Member and the annual fee for the Mayor in accordance with Section 5.98 of the Local Government Act 1995, for the 2014/15 financial year, of \$29,500 both effective from 1 July 2014**
- 4. Approves the Local Government Allowances for the Mayor and Deputy Mayor in accordance with Section 5.98 and 5.98A of the Local Government Act 1995, for the 2014/15 financial year, of \$57,935 and \$14,484 respectively, both effective from 1 July 2014;**
- 5. Approves an ICT Allowance in accordance with Section 5.99A of the Local Government Act 1995 for the Mayor and for Councillors for the 2014/15 financial year of \$3,500 per annum effective from 1 July 2014;**
- 6. Adopts a percentage or value to be used in the reporting of material variances for 2014/15 financial year of \$10,000 or 10%, whichever is the greater; and**

- 7. Approves the calling of tenders as follows:**
 - a. the Chief Executive Officer be delegated authority to invite tenders for works and services in the statutory 2014/15 budget, where required in accordance with the provisions of the Local Government Act 1995; and**
 - b. the Chief Executive Officer be delegated authority to specify the selection criteria for all tenders called in accordance with (a) above.**
- 8. \$12,000 being allocated for a promotional video with funds being deducted from Strategic Planning.**

Recommendation to Council

That Council:

1. Adopts the 2014/15 Annual Budget as detailed in the Attachment for the year ending 30 June 2015, representing an average increase for residential ratepayers of 5.05%
2. Adopts the following rates and charges:
 - a. a rate of 4.467 cents in the dollar on all residential Gross Rental Value rateable property within the City of Nedlands;
 - b. a rate of 6.491 cents in the dollar on all residential vacant Gross Rental Value rateable property within the City of Nedlands
 - c. a rate of 5.721 cents in the dollar on all non-residential Gross Rental Value rateable property within the City of Nedlands
 - d. a minimum rate of \$1,297 be applied to all applicable residential property; a minimum rate of \$1,713 be applied to all residential vacant property; and a minimum rate of \$1,774 be applied to all applicable non-residential property;
 - e. interest on instalments to be charged at 5.5% per annum calculated daily;
 - f. an Administration Charge applicable to all approved instalment arrangements be charged at \$12 per instalment other than for the first payment;
 - g. interest on overdue rates be charged at 11% per annum calculated daily;
 - h. the due dates for payment be:

- vi. if paying in full or, if paying in four instalments the first instalment, 35 days after the date of the service of the rates notice and;
 - vii. if paying by instalments the second, third and fourth instalments are each due on the first working day following two calendar months from the previous instalment;
- i. residential sanitation charges of:
 - i. Standard Residential Refuse Collection Charge (120 general waste) - \$293.00
 - ii. Upgrade Residential Refuse Collection Charge (240L general waste) - \$742.00
 - iii. Super Residential Refuse Collection Charge (2x240L general waste) - \$1,505.00
 - iv. Inside Service Charge - \$800.00
 - v. Establishment Fee for Refuse Service - \$80.00
 - j. swimming Pool Inspection Fee \$55 (Incl. GST) per inspection; and
 - k. all remaining fees and charges as listed in the Schedule of Fees and Charges attached to this Report.
- 3. Approves the annual fee for Elected Members in accordance with Section 5.99 of the Local Government Act 1995, for the 2014/15 financial year, of \$22,000 per Elected Member and the annual fee for the Mayor in accordance with Section 5.98 of the Local Government Act 1995, for the 2014/15 financial year, of \$29,500 both effective from 1 July 2014
 - 4. Approves the Local Government Allowances for the Mayor and Deputy Mayor in accordance with Section 5.98 and 5.98A of the Local Government Act 1995, for the 2014/15 financial year, of \$57,935 and \$14,484 respectively, both effective from 1 July 2014;
 - 5. Approves an ICT Allowance in accordance with Section 5.99A of the Local Government Act 1995 for the Mayor and for Councillors for the 2014/15 financial year of \$3,500 per annum effective from 1 July 2014;
 - 6. Adopts a percentage or value to be used in the reporting of material variances for 2014/15 financial year of \$10,000 or 10%, whichever is the greater; and
 - 7. Approves the calling of tenders as follows:
 - a. the Chief Executive Officer be delegated authority to invite tenders for works and services in the statutory 2014/15 budget, where required in accordance with the provisions of the Local Government Act 1995; and
 - b. the Chief Executive Officer be delegated authority to specify the selection criteria for all tenders called in accordance with (a) above.

Executive Summary

The draft 2014/15 Annual Budget, as specified in this Report, is presented to Council for adoption.

Please refer to attached Memo from Cr Wetherall regarding possible alternative rates and charges.

Recommendation to Council

That Council:

1. Adopts the 2014/15 Annual Budget as detailed in the Attachment for the year ending 30 June 2015, representing an average increase for residential ratepayers of 5.05%
2. Adopts the following rates and charges:
 - a. a rate of 4.467 cents in the dollar on all residential Gross Rental Value rateable property within the City of Nedlands;
 - b. a rate of 6.491 cents in the dollar on all residential vacant Gross Rental Value rateable property within the City of Nedlands
 - c. a rate of 5.721 cents in the dollar on all non-residential Gross Rental Value rateable property within the City of Nedlands
 - d. a minimum rate of \$1,297 be applied to all applicable residential property; a minimum rate of \$1,713 be applied to all residential vacant property; and a minimum rate of \$1,774 be applied to all applicable non-residential property;
 - e. interest on instalments to be charged at 5.5% per annum calculated daily;
 - f. an Administration Charge applicable to all approved instalment arrangements be charged at \$12 per instalment other than for the first payment;
 - g. interest on overdue rates be charged at 11% per annum calculated daily;
 - h. the due dates for payment be:
 - i. if paying in full or, if paying in four instalments the first instalment, 35 days after the date of the service of the rates notice and;
 - ii. if paying by instalments the second, third and fourth instalments are each due on the first working day following two calendar months from the previous instalment;

- i. residential sanitation charges of:
 - i. Standard Residential Refuse Collection Charge (120 general waste) - \$293.00
 - ii. Upgrade Residential Refuse Collection Charge (240L general waste) - \$742.00
 - iii. Super Residential Refuse Collection Charge (2x240L general waste) - \$1,505.00
 - iv. Inside Service Charge - \$800.00
 - v. Establishment Fee for Refuse Service - \$80.00
 - j. swimming Pool Inspection Fee \$55 (Incl. GST) per inspection; and
 - k. all remaining fees and charges as listed in the Schedule of Fees and Charges attached to this Report.
3. Approves the annual fee for Elected Members in accordance with Section 5.99 of the Local Government Act 1995, for the 2014/15 financial year, of \$22,000 per Elected Member and the annual fee for the Mayor in accordance with Section 5.98 of the Local Government Act 1995, for the 2014/15 financial year, of \$29,500 both effective from 1 July 2014
 4. Approves the Local Government Allowances for the Mayor and Deputy Mayor in accordance with Section 5.98 and 5.98A of the Local Government Act 1995, for the 2014/15 financial year, of \$57,935 and \$14,484 respectively, both effective from 1 July 2014;
 5. Approves an ICT Allowance in accordance with Section 5.99A of the Local Government Act 1995 for the Mayor and for Councillors for the 2014/15 financial year of \$3,500 per annum effective from 1 July 2014;
 6. Adopts a percentage or value to be used in the reporting of material variances for 2014/15 financial year of \$10,000 or 10%, whichever is the greater; and
 7. Approves the calling of tenders as follows:
 - a. the Chief Executive Officer be delegated authority to invite tenders for works and services in the statutory 2014/15 budget, where required in accordance with the provisions of the Local Government Act 1995; and
 - b. the Chief Executive Officer be delegated authority to specify the selection criteria for all tenders called in accordance with (a) above.

Strategic Plan

KFA: Natural and Built Environment
KFA: Transport
KFA: Community Development
KFA: Governance and Civic Leadership

The adoption of the annual budget addresses the operations and programs of the City of Nedlands as identified in the Strategic Community Plan “Nedlands 2023” and Corporate Business Plan 2013 to 2017.

Background

The draft 2014/15 Annual Budget has been considered in stages over the past 5 months in conjunction, including a number of service reviews identified in year 1 of the 4 year Corporate Business Plan. Councillors have reviewed and endorsed proposals presented by Administration at a series of budget workshops.

As mentioned above, in developing the draft annual budget, Administration undertook a full review of a number of services identified to be undertaken in year 1 of the Corporate Business Plan and presented the outcomes of that review to Councillors on 2 April. Councillors also contributed to the budget process at a series of Councillor Briefing sessions, held on the evenings of 1 April, 15 April, 6 May, 20 May and 3 June 2014.

Key Relevant Previous Council Decisions:

- Adoption of the City’s Strategic Community Plan “Nedlands 2023” at its meeting of 11 December 2012.
- Adoption of the City’s Corporate Business Plan 2013 to 2017 at its meeting of 20 June 2013.

Consultation

Required by legislation: Yes No
Required by City of Nedlands policy: Yes No

As required by the *Local Government Act 1995*, the City advertised proposed differential rates on 10 May 2014, inviting comments over a period of 21 days. At the close of submissions, no responses had been received from the public.

Legislation / Policy

The *Local Government Act 1995 Part 6, Division 2* applies to the preparation and adoption of the annual budget. Council is required to adopt its budget for the 2014/15 financial year between 1 June 2014 and 31 August 2014. The Act

provides for Council to modify the advertised rates and minimum payments before adopting the Budget.

Budget/Financial Implications

Within current approved budget: Yes No
Requires further budget consideration: Yes No

The Corporate Business Plan 2013 to 2017 assumes a 4% rates increase each year above a balanced budget (CPI assumed to be 4% per year but to be reviewed each year) which will fund the implementation of “Nedlands 2023”. The Plan also commits administration to ongoing efficiency-seeking to reduce administrative costs where at all possible. This will take place in the form of operational reviews which began in Year 1 (2013/14) and will continue in Year 2 (2014/15)

Risk Management

A risk management approach has been applied throughout the preparation of the 2014/15 Annual Budget to ensure the ongoing maintenance, upgrade or replacement of the City’s buildings and infrastructure and other assets. Over recent years there has been some minor damage to buildings and infrastructure, partly as a result of storm damage, that highlight the need to ensure regular and routine maintenance of all buildings and infrastructure is carried out.

Discussion

The budget incorporates the following key elements:

- On average, the overall increase for residential rates is 5.05% after taking into account the reduction in standard residential refuse charges.
- The cost of operations requires a modest increase of 2.9% in addition to a separate increase of 4% to fund infrastructure pursuant to previous undertakings of council.
- A differential rate in the dollar for residential properties has been imposed and set at 4.467 cents, residential vacant set at 6.491 cents and a differential rate in the dollar for non-residential properties set at 5.721 cents. Gross rental valuations are reviewed by the Valuer General every three years and this year incorporates the latest revaluations. Rates in the dollar have been adjusted down so that on average rates have increased by 6.9% compared to respective values for the 2013/14 financial year.
- The minimum rate will be \$1,297 for residential property, \$1,713 for residential vacant and \$1,774 for non-residential property.

- The proposed 2014/15 sanitation fees and charges have been reduced following a review of services and efficiency gains to provide an improved program, with the standard residential service charge being \$293, a reduction of \$37 from 2013/14. This represents a decrease of 1.85% on average residential rates from 2013/14.

Infrastructure Funding

The Strategic Community Plan identified that the community was concerned about the City's deteriorating assets, and that urgent corrective action must take place to ensure the community's vision of a thriving, liveable Nedlands can be realised.

Accordingly, the Corporate Business Plan assumes a 4% rates increase each year above a balanced budget which will fund the implementation of "Nedlands 2023".

The results of this are reflected in overall increases in the level of funding for infrastructure over the previous year. More details of capital works program are included in the attachment to this report. In summary, capital projects planned for 2014/15 include:

- \$114,900 natural areas paths renewed
- \$50,000 greenway planted
- \$952,000 parks and reserves improvements
- \$738,300 Replacement Tawarri Jetty
- \$60,000 Mt Claremont bore monitoring
- \$2,105,000 David Cruikshank Reserve – new clubrooms
- \$323,100 Other building renewals and improvements
- \$502,500 Parking and bus shelters
- \$354,000 Drainage improvements
- \$145,800 Footpaths renewed
- \$3,953,800 Road rehabilitation and improvements

The above includes a new loan of \$1,630,000 for the new clubrooms for David Cruikshank Reserve.

Refuse Charges

The proposed standard refuse charge for 2014/15 is \$293, a decrease of \$37 per property or 11.2% over 2013/14. While still maintaining full cost recovery of providing this service, the City has been able to reduce this charge along with other waste services charges while providing an improved service following a review of the service and from efficiency gains.

Fees and Charges

The fees and charges have been increased in line with inflation and subject to rounding. In previous years elected members have expressed a view that fees

and charges should at least keep pace with CPI to ease the reliance on rate revenue.

Elected Member Allowances

In line with Council Policy, the allowances payable to Elected Members were increased during 2013/14 following determination by the Salaries and Allowances Tribunal.

It is noted that as fees and allowances for elected members are now being determined by the Salaries and Allowances Tribunal, should the Salaries and Allowances Tribunal recommend any significant variations, these will need to be addressed as a budget variation early new financial year.

Conclusion

The Annual Budget 2014/15 has been prepared in conjunction with the Corporate Business Plan that was developed to meet the expectations and commitments identified in the City's Strategic Community Plan. The Annual Budget 2014/15 is presented for adoption by Council.

Attachments

1. Annual Budget 2014/15.

CITY OF NEDLANDS
BUDGET
FOR THE YEAR ENDING 30 JUNE 2015

TABLE OF CONTENTS

Statement of Comprehensive Income by Nature or Type	2
Statement of Comprehensive Income by Program	3
Statement of Cash Flows	4
Rate Setting Statement	5
Notes to and Forming Part of the Budget	6 to 33
Supplementary Information	34
Operating Budget by Business Units	
Capital Works & Acquisitions	
Fees & Charges	

CITY OF NEDLANDS
STATEMENT OF COMPREHENSIVE INCOME
BY NATURE OR TYPE
FOR THE YEAR ENDING 30 JUNE 2015

	NOTE	2014/15 Budget \$	2013/14 Estimate \$	2013/14 Budget \$
Revenue				
Rates	8	20,515,400	19,222,900	19,205,900
Operating Grants, Subsidies and Contributions		1,940,200	1,614,800	1,542,200
Fees and Charges	11	6,778,400	7,067,100	6,862,500
Interest Earnings	2(a)	745,900	717,400	762,400
Other Revenue		130,400	250,700	214,600
		<u>30,110,300</u>	<u>28,872,900</u>	<u>28,587,600</u>
Expenses				
Employee Costs		(11,593,500)	(10,688,650)	(11,061,700)
Materials and Contracts		(9,963,300)	(9,983,250)	(10,195,800)
Utility Charges		(712,600)	(736,200)	(600,000)
Depreciation on Non-Current Assets	2(a)	(5,623,300)	(5,299,500)	(5,201,200)
Interest Expenses	2(a)	(273,600)	(311,800)	(311,800)
Insurance Expenses		(383,200)	(363,300)	(267,300)
Other Expenditure		(748,700)	(779,100)	(850,200)
		<u>(29,298,200)</u>	<u>(28,161,800)</u>	<u>(28,488,000)</u>
		812,100	711,100	99,600
Non-Operating Grants, Subsidies and Contributions		1,110,600	966,800	966,800
Profit on Asset Disposals	4	67,500	90,000	95,800
Loss on Asset Disposals	4	(7,900)	(4,000)	(22,000)
		<u>1,982,300</u>	<u>1,763,900</u>	<u>1,140,200</u>
NET RESULT				34
Other Comprehensive Income				
Changes on Revaluation of non-current assets		0	0	0
Total Other Comprehensive Income		<u>0</u>	<u>0</u>	<u>0</u>
TOTAL COMPREHENSIVE INCOME		<u><u>1,982,300</u></u>	<u><u>1,763,900</u></u>	<u><u>1,140,200</u></u>

Notes:

All fair value adjustments relating to remeasurement of financial assets at fair value through profit or loss and (if any) changes on revaluation of non-current assets in accordance with the mandating of fair value measurement through Other Comprehensive Income, is impacted upon by external forces and is not able to be reliably estimated at the time of budget adoption.

Fair value adjustments relating to the re-measurement of financial assets at fair value through profit or loss will be assessed at the time they occur with compensating budget amendments made as necessary.

It is anticipated, in all instances, any changes upon revaluation of non-current assets will relate to non-cash transactions and as such, have no impact on this budget document.

This statement is to be read in conjunction with the accompanying notes.

CITY OF NEDLANDS
STATEMENT OF COMPREHENSIVE INCOME
BY PROGRAM
FOR THE YEAR ENDING 30 JUNE 2015

	NOTE	2014/15 Budget \$	2013/14 Estimate \$	2013/14 Budget \$
Revenue (Refer Notes 1,2,8 to 13)				
Governance		212,200	363,700	259,900
General Purpose Funding		22,065,700	20,354,300	20,369,800
Law, Order, Public Safety		109,100	154,000	81,700
Health		94,000	158,400	62,800
Education and Welfare		1,745,800	1,624,200	1,625,800
Community Amenities		3,937,000	4,254,300	4,262,300
Recreation and Culture		599,700	676,300	613,400
Transport		455,000	411,500	512,800
Economic Services		873,800	858,200	786,500
Other Property and Services		18,000	18,000	12,600
		<u>30,110,300</u>	<u>28,872,900</u>	<u>28,587,600</u>
Expenses Excluding Finance Costs (Refer Notes 1,2 & 14)				
Governance		(2,565,100)	(2,369,600)	(2,457,500)
General Purpose Funding		(283,300)	(239,700)	(241,000)
Law, Order, Public Safety		(948,700)	(905,000)	(920,600)
Health		(577,700)	(536,800)	(610,600)
Education and Welfare		(2,402,300)	(2,103,400)	(2,235,200)
Community Amenities		(5,018,100)	(5,029,300)	(5,199,000)
Recreation & Culture		(7,377,900)	(7,325,200)	(7,533,400)
Transport		(5,122,500)	(4,805,400)	(4,813,500)
Economic Services		(3,869,000)	(3,881,400)	(3,849,300)
Other Property and Services		(860,000)	(654,200)	(316,100)
		<u>(29,024,600)</u>	<u>(27,850,000)</u>	<u>(28,176,200)</u>
Finance Costs (Refer Notes 2 & 5)				
General Purpose		(273,600)	(311,800)	(311,800)
		<u>(273,600)</u>	<u>(311,800)</u>	<u>(311,800)</u>
Non-operating Grants, Subsidies and Contributions				
Recreation & Culture		475,000	966,800	966,800
Transport		635,600	0	0
		<u>1,110,600</u>	<u>966,800</u>	<u>966,800</u>
Profit/(Loss) On Disposal Of Assets (Refer Note 4)				
Other Property and Services		59,600	86,000	73,800
		<u>59,600</u>	<u>86,000</u>	<u>73,800</u>
NET RESULT		1,982,300	1,763,900	1,140,200
Other Comprehensive Income				
Changes on Revaluation of non-current assets		0	0	0
Total Other Comprehensive Income		<u>0</u>	<u>0</u>	<u>0</u>
TOTAL COMPREHENSIVE INCOME		<u>1,982,300</u>	<u>1,763,900</u>	<u>1,140,200</u>

Notes:

All fair value adjustments relating to remeasurement of financial assets at fair value through profit or loss and (if any) changes on revaluation of non-current assets in accordance with the mandating of fair value measurement through Other Comprehensive Income, is impacted upon by external forces and is not able to be reliably estimated at the time of budget adoption.

Fair value adjustments relating to the re-measurement of financial assets at fair value through profit or loss will be assessed at the time they occur with compensating budget amendments made as necessary.

It is anticipated, in all instances, any changes upon revaluation of non-current assets will relate to non-cash transactions and as such, have no impact on this budget document.

This statement is to be read in conjunction with the accompanying notes.

**CITY OF NEDLANDS
STATEMENT OF CASH FLOWS
FOR THE YEAR ENDING 30 JUNE 2015**

	NOTE	2014/15 Budget \$	2013/14 Estimate \$	2013/14 Budget \$
Cash Flows From Operating Activities				
Receipts				
Rates		20,471,500	19,771,400	19,620,600
Operating Grants, Subsidies and Contributions		1,940,200	1,614,800	1,542,200
Fees and Charges		6,787,000	7,057,800	6,859,300
Interest Earnings		745,900	717,400	762,400
Other Revenue		130,400	250,700	214,600
		<u>30,075,000</u>	<u>29,412,100</u>	<u>28,999,100</u>
Payments				
Employee Costs		(11,509,700)	(10,652,250)	(11,015,200)
Materials and Contracts		(9,967,300)	(9,294,250)	(10,178,000)
Utility Charges		(712,600)	(736,200)	(600,000)
Interest Expenses		(273,600)	(311,800)	(311,800)
Insurance Expenses		(383,200)	(363,300)	(267,300)
Other Expenditure		(748,700)	(779,100)	(850,200)
		<u>(23,595,100)</u>	<u>(22,136,900)</u>	<u>(23,222,500)</u>
Net Cash Provided By Operating Activities	15(b)	<u>6,479,900</u>	<u>7,275,200</u>	<u>5,776,600</u>
Cash Flows from Investing Activities				
Payments for Purchase of Property, Plant & Equipment	3	(3,264,900)	(2,154,700)	(2,154,700)
Payments for Construction of Infrastructure	3	(6,870,500)	(5,946,400)	(5,946,400)
Advances to Community Groups Non-Operating Grants, Subsidies and Contributions used for the Development of Assets		1,110,600	966,800	966,800
Proceeds from Sale of Plant & Equipment	4	357,500	407,400	407,400
Proceeds from Advances				34
Net Cash Used in Investing Activities		<u>(8,667,300)</u>	<u>(6,726,900)</u>	<u>(6,726,866)</u>
Cash Flows from Financing Activities				
Repayment of Debentures	5	(575,900)	(1,219,500)	(1,219,500)
Proceeds from Self Supporting Loans				
Proceeds from New Debentures	5	1,630,000	0	0
Net Cash Provided By (Used In) Financing Activities		1,054,100	(1,219,500)	(1,219,500)
Net Increase (Decrease) in Cash Held Cash at Beginning of Year		(1,133,300) 8,593,400	(671,200) 9,264,600	(2,169,766) 9,264,600
Cash and Cash Equivalents at the End of the Year	15(a)	<u>7,460,100</u>	<u>8,593,400</u>	<u>7,094,834</u>

This statement is to be read in conjunction with the accompanying notes.

**CITY OF NEDLANDS
RATE SETTING STATEMENT
FOR THE YEAR ENDING 30 JUNE 2015**

	NOTE	2014/15 Budget \$	2013/14 Estimate \$	2013/14 Budget \$
Revenues	1,2			
Governance		212,200	363,700	259,900
General Purpose Funding		1,550,300	1,131,400	1,163,900
Law, Order, Public Safety		109,100	154,000	81,700
Health		94,000	158,400	62,800
Education and Welfare		1,745,800	1,624,200	1,625,800
Community Amenities		3,937,000	4,254,300	4,262,300
Recreation and Culture		599,700	676,300	613,400
Transport		514,600	497,500	586,600
Economic Services		873,800	858,200	786,500
Other Property and Services		18,000	18,000	12,600
		<u>9,654,500</u>	<u>9,736,000</u>	<u>9,455,500</u>
Expenses	1,2			
Governance		(2,565,100)	(2,369,600)	(2,457,500)
General Purpose Funding		(556,900)	(551,500)	(552,800)
Law, Order, Public Safety		(948,700)	(905,000)	(920,600)
Health		(577,700)	(536,800)	(610,600)
Education and Welfare		(2,402,300)	(2,103,400)	(2,235,200)
Community Amenities		(5,018,100)	(5,029,300)	(5,199,000)
Recreation & Culture		(7,377,900)	(7,325,200)	(7,533,400)
Transport		(5,122,500)	(4,805,400)	(4,813,500)
Economic Services		(3,869,000)	(3,881,400)	(3,849,300)
Other Property and Services		(860,000)	(654,200)	(316,100)
		<u>(29,298,200)</u>	<u>(28,161,800)</u>	<u>(28,488,000)</u>
Net Operating Result Excluding Rates		(19,643,700)	(18,425,800)	(19,032,500)
Adjustments for Cash Budget Requirements:				
Non-Cash Expenditure and Revenue				34
(Profit)/Loss on Asset Disposals	4	(59,600)	(86,000)	(73,800)
Depreciation on Assets	2(a)	5,623,300	5,299,500	5,201,200
Movement in Non-Current Staff Leave Provisio		(20,600)	25,100	25,410
Movement in Non-Current Receivables		7,500	7,300	7,290
Capital Expenditure and Revenue				
Purchase Land and Buildings	3	(2,428,100)	(570,200)	(570,200)
Purchase Infrastructure Assets - Roads	3	(4,955,300)	(5,112,600)	(5,112,600)
Purchase Infrastructure Assets - Parks	3	(1,915,200)	(833,800)	(833,800)
Purchase Plant and Equipment	3	(513,200)	(898,500)	(898,500)
Purchase Furniture and Equipment	3	(323,600)	(686,000)	(686,000)
Proceeds from Disposal of Assets	4	357,500	407,400	407,400
Capital Grants and Contributions		1,110,600	966,800	966,800
Refund of Grants Received in Prior Year		0	(306,700)	(306,700)
Repayment of Debentures	5	(575,900)	(1,219,500)	(1,219,500)
Proceeds from New Debentures	5	1,630,000	0	0
Transfers to Reserves (Restricted Assets)	6	(165,700)	(289,200)	(106,000)
Transfers from Reserves (Restricted Assets)	6	158,200	200,000	200,000
ADD Estimated Surplus/(Deficit) July 1 B/Fwd	7	1,205,800	3,505,100	3,505,090
LESS Estimated Surplus/(Deficit) June 30 C/Fwd	7	7,400	1,205,800	679,524
Amount Required to be Raised from General Rate	8	<u>20,515,400</u>	<u>19,222,900</u>	<u>19,205,900</u>

This statement is to be read in conjunction with the accompanying notes.

CITY OF NEDLANDS
NOTES TO AND FORMING PART OF THE BUDGET
FOR THE YEAR ENDING 30 JUNE 2015

1. SIGNIFICANT ACCOUNTING POLICIES

(a) Basis of Preparation

The budget has been prepared in accordance with applicable Australian Accounting Standards (as they apply to local government and not-for-profit entities), Australian Accounting Interpretations, other authoritative pronouncements of the Australian Accounting Standards Board, the Local Government Act 1995 and accompanying regulations. Material accounting policies which have been adopted in the preparation of this budget are presented below and have been consistently applied unless stated otherwise.

Except for cash flow and rate setting information, the budget has also been prepared on the accrual basis and is based on historical costs, modified, where applicable, by the measurement at fair value of selected non-current assets, financial assets and liabilities.

The Local Government Reporting Entity

All Funds through which the Council controls resources to carry on its functions have been included in the financial statements forming part of this budget.

In the process of reporting on the local government as a single unit, all transactions and balances between those Funds (for example, loans and transfers between Funds) have been eliminated.

All monies held in the Trust Fund are excluded from the financial statements. A separate statement of those monies appears at Note 16 to this budget document.

(b) 2013/14 Estimate Balances

Balances shown in this budget as 2013/14 Estimate are as forecast at the time of budget preparation and are subject to final adjustments.

(c) Rounding Off Figures

All figures shown in this budget, other than a rate in the dollar, are rounded to the nearest hundred dollars.

(d) Rates, Grants, Donations and Other Contributions

Rates, grants, donations and other contributions are recognised as revenues when the local government obtains control over the assets comprising the contributions.

Control over assets acquired from rates is obtained at the commencement of the rating period or, where earlier, upon receipt of the rates.

(e) Goods and Services Tax (GST)

Revenues, expenses and assets are recognised net of the amount of GST, except where the amount of GST incurred is not recoverable from the Australian Taxation Office (ATO).

Receivables and payables are stated inclusive of GST receivable or payable. The net amount of GST recoverable from, or payable to, the ATO is included with receivables or payables in the statement of financial position.

(f) Superannuation

The Council contributes to a number of Superannuation Funds on behalf of employees.

All funds to which the Council contributes are defined contribution plans.

CITY OF NEDLANDS
NOTES TO AND FORMING PART OF THE BUDGET
FOR THE YEAR ENDING 30 JUNE 2015

1. SIGNIFICANT ACCOUNTING POLICIES (Continued)

(g) Cash and Cash Equivalents

Cash and cash equivalents include cash on hand, cash at bank, deposits available on demand with banks, other short term highly liquid investments that are readily convertible to known amounts of cash and which are subject to an insignificant risk of changes in value and bank overdrafts.

Bank overdrafts are shown as short term borrowings in current liabilities in the statement of financial position.

(h) Trade and Other Receivables

Trade and other receivables include amounts due from ratepayers for unpaid rates and service charges and other amounts due from third parties for goods sold and services performed in the ordinary course of business.

Receivables expected to be collected within 12 months of the end of the reporting period are classified as current assets. All other receivables are classified as non-current assets.

Collectability of trade and other receivables is reviewed on an ongoing basis. Debts that are known to be uncollectible are written off when identified. An allowance for doubtful debts is raised when there is objective evidence that they will not be collectible.

(i) Inventories

General

Inventories are measured at the lower of cost and net realisable value.

Net realisable value is the estimated selling price in the ordinary course of business less the estimated costs of completion and the estimated costs necessary to make the sale.

Land Held for Resale

Land held for development and sale is valued at the lower of cost and net realisable value. Cost includes the cost of acquisition, development, borrowing costs and holding costs until completion of development. Finance costs and holding charges incurred after development is completed are expensed.

Gains and losses are recognised in profit or loss at the time of signing an unconditional contract of sale if significant risks and rewards, and effective control over the land, are passed on to the buyer at this point.

Land held for sale is classified as current except where it is held as non-current based on Council's intentions to release for sale.

(j) Fixed Assets

Each class of fixed assets within either property, plant and equipment or infrastructure, is carried at cost or fair value as indicated less, where applicable, any accumulated depreciation and impairment losses.

Mandatory Requirement to Revalue Non-Current Assets

Effective from 1 July 2012, the Local Government (Financial Management) Regulations were amended and the measurement of non-current assets at Fair Value became mandatory.

CITY OF NEDLANDS
NOTES TO AND FORMING PART OF THE BUDGET
FOR THE YEAR ENDING 30 JUNE 2015

1. SIGNIFICANT ACCOUNTING POLICIES (Continued)

(j) Fixed Assets (Continued)

The amendments allow for a phasing in of fair value in relation to fixed assets over three years as follows:

(a) for the financial year ending on 30 June 2013, the fair value of all of the assets of the local government that are plant and equipment; and

(b) for the financial year ending on 30 June 2014, the fair value of all of the assets of the local government -

(i) that are plant and equipment; and

(ii) that are -

(I) land and buildings; or

(II) infrastructure;

and

(c) for a financial year ending on or after 30 June 2015, the fair value of all of the assets of the local government.

Thereafter, in accordance with the regulations, each asset class must be revalued at least every 3 years.

In 2013, Council commenced the process of adopting Fair Value in accordance with the Regulations.

Relevant disclosures, in accordance with the requirements of Australian Accounting Standards, have been made in the budget as necessary.

Land Under Control

In accordance with Local Government (Financial Management) Regulation 16(a), the Council was required to include as an asset (by 30 June 2013), Crown Land operated by the local government as a golf course, showground, racecourse or other sporting or recreational facility of state or regional significance.

Upon initial recognition, these assets were recorded at cost in accordance with AASB 116. They were then classified as Land and revalued along with other land in accordance with the other policies detailed in this Note.

Whilst they were initially recorded at cost (being fair value at the date of acquisition (deemed cost) as per AASB 116) they were revalued along with other items of Land and Buildings at 30 June 2014.

Initial Recognition and Measurement between Mandatory Revaluation Dates

All assets are initially recognised at cost and subsequently revalued in accordance with the mandatory measurement framework detailed above.

In relation to this initial measurement, cost is determined as the fair value of the assets given as consideration plus costs incidental to the acquisition. For assets acquired at no cost or for nominal consideration, cost is determined as fair value at the date of acquisition. The cost of non-current assets constructed by the Council includes the cost of all materials used in construction, direct labour on the project and an appropriate proportion of variable and fixed overheads.

Individual assets acquired between initial recognition and the next revaluation of the asset class in accordance with the mandatory measurement framework detailed above, are carried at cost less accumulated depreciation as management believes this approximates fair value. They will be subject to subsequent revaluation of the next anniversary date in accordance with the mandatory measurement framework detailed above.

CITY OF NEDLANDS
NOTES TO AND FORMING PART OF THE BUDGET
FOR THE YEAR ENDING 30 JUNE 2015

1. SIGNIFICANT ACCOUNTING POLICIES (Continued)

(j) Fixed Assets (Continued)

Revaluation

Increases in the carrying amount arising on revaluation of assets are credited to a revaluation surplus in equity. Decreases that offset previous increases of the same asset are recognised against revaluation surplus directly in equity. All other decreases are recognised in profit or loss.

Transitional Arrangement

During the time it takes to transition the carrying value of non-current assets from the cost approach to the fair value approach, the Council may still be utilising both methods across differing asset classes.

Those assets carried at cost will be carried in accordance with the policy detailed in the ***Initial Recognition*** section as detailed above.

Those assets carried at fair value will be carried in accordance with the ***Revaluation Methodology*** section as detailed above.

Land Under Roads

In Western Australia, all land under roads is Crown land, the responsibility for managing which, is vested in the local government.

Effective as at 1 July 2008, Council elected not to recognise any value for land under roads acquired on or before 30 June 2008. This accords with the treatment available in Australian Accounting Standard AASB 1051 Land Under Roads and the fact Local Government (Financial Management) Regulation 16(a)(i) prohibits local governments from recognising such land as an asset.

In respect of land under roads acquired on or after 1 July 2008, as detailed above, Local Government (Financial Management) Regulation 16(a)(i) prohibits local governments from recognising such land as an asset.

Whilst such treatment is inconsistent with the requirements of AASB 1051, Local Government (Financial Management) Regulation 4(2) provides, in the event of such an inconsistency, the Local Government (Financial Management) Regulations prevail.

Consequently, any land under roads acquired on or after 1 July 2008 is not included as an asset of the Council.

Depreciation

The depreciable amount of all fixed assets including buildings but excluding freehold land, are depreciated on a straight-line basis over the individual asset's useful life from the time the asset is held ready for use. Leasehold improvements are depreciated over the shorter of either the unexpired period of the lease or the estimated useful life of the improvements.

**CITY OF NEDLANDS
NOTES TO AND FORMING PART OF THE BUDGET
FOR THE YEAR ENDING 30 JUNE 2015**

1. SIGNIFICANT ACCOUNTING POLICIES (Continued)

(j) Fixed Assets (Continued)

Major depreciation periods used for each class of depreciable asset are:

Buildings	40 years
Furniture and Equipment	4 to 10 years
Plant and Equipment	5 to 15 years
Sealed roads and streets formation	not depreciated
pavement	50 years
seal - bituminous / asphalt	20 years
Gravel roads formation	not depreciated
pavement	50 years
gravel sheet	12 years
Formed roads formation	not depreciated
pavement	50 years
Footpaths - slab	20 years
Sewerage piping	100 years
Water supply piping and drainage systems	75 years

The assets residual values and useful lives are reviewed, and adjusted if appropriate, at the end of each reporting period.

An asset's carrying amount is written down immediately to its recoverable amount if the asset's carrying amount is greater than its estimated recoverable amount.

Gains and losses on disposals are determined by comparing proceeds with the carrying amount. These gains and losses are included in profit or loss in the period which they arise.

When revalued assets are sold, amounts included in the revaluation surplus relating to that asset are transferred to retained surplus.

Capitalisation Threshold

Expenditure on items of equipment under \$2,000 is not capitalised. Rather, it is recorded on an asset inventory listing.

(k) Fair Value of Assets and Liabilities

When performing a revaluation, the Council uses a mix of both independent and management valuations using the following as a guide:

Fair Value is the price that Council would receive to sell the asset or would have to pay to transfer a liability, in an orderly (i.e. unforced) transaction between independent, knowledgeable and willing market participants at the measurement date.

CITY OF NEDLANDS
NOTES TO AND FORMING PART OF THE BUDGET
FOR THE YEAR ENDING 30 JUNE 2015

1. SIGNIFICANT ACCOUNTING POLICIES (Continued)

(k) Fair Value of Assets and Liabilities (Continued)

As fair value is a market-based measure, the closest equivalent observable market pricing information is used to determine fair value. Adjustments to market values may be made having regard to the characteristics of the specific asset. The fair values of assets that are not traded in an active market are determined using one or more valuation techniques. These valuation techniques maximise, to the extent possible, the use of observable market data.

To the extent possible, market information is extracted from either the principal market for the asset (i.e. the market with the greatest volume and level of activity for the asset or, in the absence of such a market, the most advantageous market available to the entity at the end of the reporting period (ie the market that maximises the receipts from the sale of the asset after taking into account transaction costs and transport costs).

For non-financial assets, the fair value measurement also takes into account a market participant's ability to use the asset in its highest and best use or to sell it to another market participant that would use the asset in its highest and best use.

Fair Value Hierarchy

AASB 13 requires the disclosure of fair value information by level of the fair value hierarchy, which categorises fair value measurement into one of three possible levels based on the lowest level that an input that is significant to the measurement can be categorised into as follows:

Level 1

Measurements based on quoted prices (unadjusted) in active markets for identical assets or liabilities that the entity can access at the measurement date.

Level 2

Measurements based on inputs other than quoted prices included in Level 1 that are observable for the asset or liability, either directly or indirectly.

Level 3

Measurements based on unobservable inputs for the asset or liability.

The fair values of assets and liabilities that are not traded in an active market are determined using one or more valuation techniques. These valuation techniques maximise, to the extent possible, the use of observable market data. If all significant inputs required to measure fair value are observable, the asset or liability is included in Level 2. If one or more significant inputs are not based on observable market data, the asset or liability is included in Level 3.

Valuation techniques

The Council selects a valuation technique that is appropriate in the circumstances and for which sufficient data is available to measure fair value. The availability of sufficient and relevant data primarily depends on the specific characteristics of the asset or liability being measured. The valuation techniques selected by the Council are consistent with one or more of the following valuation approaches:

Market approach

Valuation techniques that use prices and other relevant information generated by market transactions for identical or similar assets or liabilities.

CITY OF NEDLANDS
NOTES TO AND FORMING PART OF THE BUDGET
FOR THE YEAR ENDING 30 JUNE 2015

1. SIGNIFICANT ACCOUNTING POLICIES (Continued)

(k) Fair Value of Assets and Liabilities (Continued)

Income approach

Valuation techniques that convert estimated future cash flows or income and expenses into a single discounted present value.

Cost approach

Valuation techniques that reflect the current replacement cost of an asset at its current service capacity.

Each valuation technique requires inputs that reflect the assumptions that buyers and sellers would use when pricing the asset or liability, including assumptions about risks. When selecting a valuation technique, the Council gives priority to those techniques that maximise the use of observable inputs and minimise the use of unobservable inputs. Inputs that are developed using market data (such as publicly available information on actual transactions) and reflect the assumptions that buyers and sellers would generally use when pricing the asset or liability and considered observable, whereas inputs for which market data is not available and therefore are developed using the best information available about such assumptions are considered unobservable.

As detailed above, the mandatory measurement framework imposed by the Local Government (Financial Management) Regulations requires, as a minimum, all assets carried at a revalued amount to be revalued at least every 3 years.

(l) Financial Instruments

Initial Recognition and Measurement

Financial assets and financial liabilities are recognised when the Council becomes a party to the contractual provisions to the instrument. For financial assets, this is equivalent to the date that the Council commits itself to either the purchase or sale of the asset (ie trade date accounting is adopted).

Financial instruments are initially measured at fair value plus transaction costs, except where the instrument is classified 'at fair value through profit or loss', in which case transaction costs are expensed to profit or loss immediately.

Classification and Subsequent Measurement

Financial instruments are subsequently measured at fair value, amortised cost using the effective interest rate method, or cost.

Amortised cost is calculated as:

- (a) the amount in which the financial asset or financial liability is measured at initial recognition;
- (b) less principal repayments and any reduction for impairment; and
- (c) plus or minus the cumulative amortisation of the difference, if any, between the amount initially recognised and the maturity amount calculated using the effective interest rate method.

CITY OF NEDLANDS
NOTES TO AND FORMING PART OF THE BUDGET
FOR THE YEAR ENDING 30 JUNE 2015

1. SIGNIFICANT ACCOUNTING POLICIES (Continued)

(I) Financial Instruments (Continued)

The effective interest method is used to allocate interest income or interest expense over the relevant period and is equivalent to the rate that discounts estimated future cash payments or receipts (including fees, transaction costs and other premiums or discounts) through the expected life (or when this cannot be reliably predicted, the contractual term) of the financial instrument to the net carrying amount of the financial asset or financial liability. Revisions to expected future net cash flows will necessitate an adjustment to the carrying value with a consequential recognition of an income or expense in profit or loss.

(i) Financial assets at fair value through profit and loss

Financial assets are classified at "fair value through profit or loss" when they are held for trading for the purpose of short term profit taking. Assets in this category are classified as current assets. Such assets are subsequently measured at fair value with changes in carrying amount being included in profit or loss.

(ii) Loans and receivables

Loans and receivables are non-derivative financial assets with fixed or determinable payments that are not quoted in an active market and are subsequently measured at amortised cost. Gains or losses are recognised in profit or loss.

Loans and receivables are included in current assets where they are expected to mature within 12 months after the end of the reporting period.

(iii) Held-to-maturity investments

Held-to-maturity investments are non-derivative financial assets with fixed maturities and fixed or determinable payments that the Council's management has the positive intention and ability to hold to maturity. They are subsequently measured at amortised cost. Gains or losses are recognised in profit or loss.

Held-to-maturity investments are included in current assets where they are expected to mature within 12 months after the end of the reporting period. All other investments are classified as non-current.

(iv) Available-for-sale financial assets

Available-for-sale financial assets are non-derivative financial assets that are either not suitable to be classified into other categories of financial assets due to their nature, or they are designated as such by management. They comprise investments in the equity of other entities where there is neither a fixed maturity nor fixed or determinable payments.

They are subsequently measured at fair value with changes in such fair value (i.e. gains or losses) recognised in other comprehensive income (except for impairment losses). When the financial asset is derecognised, the cumulative gain or loss pertaining to that asset previously recognised in other comprehensive income is reclassified into profit or loss.

Available-for-sale financial assets are included in current assets, where they are expected to be sold within 12 months after the end of the reporting period. All other available for sale financial assets are classified as non-current.

(v) Financial liabilities

Non-derivative financial liabilities (excl. financial guarantees) are subsequently measured at amortised cost. Gains or losses are recognised in the profit or loss.

CITY OF NEDLANDS
NOTES TO AND FORMING PART OF THE BUDGET
FOR THE YEAR ENDING 30 JUNE 2015

1. SIGNIFICANT ACCOUNTING POLICIES (Continued)

(l) Financial Instruments (Continued)

Impairment

A financial asset is deemed to be impaired if, and only if, there is objective evidence of impairment as a result of one or more events (a "loss event") having occurred, which has an impact on the estimated future cash flows of the financial asset(s).

In the case of available-for-sale financial assets, a significant or prolonged decline in the market value of the instrument is considered a loss event. Impairment losses are recognised in profit or loss immediately. Also, any cumulative decline in fair value previously recognised in other comprehensive income is reclassified to profit or loss at this point.

In the case of financial assets carried at amortised cost, loss events may include: indications that the debtors or a group of debtors are experiencing significant financial difficulty, default or delinquency in interest or principal payments; indications that they will enter bankruptcy or other financial reorganisation; and changes in arrears or economic conditions that correlate with defaults.

For financial assets carried at amortised cost (including loans and receivables), a separate allowance account is used to reduce the carrying amount of financial assets impaired by credit losses. After having taken all possible measures of recovery, if management establishes that the carrying amount cannot be recovered by any means, at that point the written-off amounts are charged to the allowance account or the carrying amount of impaired financial assets is reduced directly if no impairment amount was previously recognised in the allowance account.

Derecognition

Financial assets are derecognised where the contractual rights for receipt of cash flows expire or the asset is transferred to another party, whereby the Council no longer has any significant continual involvement in the risks and benefits associated with the asset.

Financial liabilities are derecognised where the related obligations are discharged, cancelled or expired. The difference between the carrying amount of the financial liability extinguished or transferred to another party and the fair value of the consideration paid, including the transfer of non-cash assets or liabilities assumed, is recognised in profit or loss.

(m) Impairment of Assets

In accordance with Australian Accounting Standards the Council's assets, other than inventories, are assessed at each reporting date to determine whether there is any indication they may be impaired.

Where such an indication exists, an impairment test is carried out on the asset by comparing the recoverable amount of the asset, being the higher of the asset's fair value less costs to sell and value in use, to the asset's carrying amount.

Any excess of the asset's carrying amount over its recoverable amount is recognised immediately in profit or loss, unless the asset is carried at a revalued amount in accordance with another standard (e.g. AASB 116) whereby any impairment loss of a revaluation decrease in accordance with that other standard.

CITY OF NEDLANDS
NOTES TO AND FORMING PART OF THE BUDGET
FOR THE YEAR ENDING 30 JUNE 2015

1. SIGNIFICANT ACCOUNTING POLICIES (Continued)

(m) Impairment of Assets (Continued)

For non-cash generating assets such as roads, drains, public buildings and the like, value in use is represented by the depreciated replacement cost of the asset.

At the time of adopting this budget, it is not possible to estimate the amount of impairment losses (if any) as at 30 June 2015.

In any event, an impairment loss is a non-cash transaction and consequently, has no impact on this budget document.

(n) Trade and Other Payables

Trade and other payables represent liabilities for goods and services provided to the Council prior to the end of the financial year that are unpaid and arise when the Council becomes obliged to make future payments in respect of the purchase of these goods and services. The amounts are unsecured, are recognised as a current liability and are normally paid within 30 days of recognition.

(o) Employee Benefits

Short-Term Employee Benefits

Provision is made for the Council's obligations for short-term employee benefits. Short-term employee benefits are benefits (other than termination benefits) that are expected to be settled wholly before 12 months after the end of the annual reporting period in which the employees render the related service, including wages, salaries and leave. Short-term employee benefits are measured at the (undiscounted) amounts expected to be paid when the obligation is settled.

The Council's obligations for short-term employee benefits such as wages, salaries and personal leave are recognised as a part of current trade and other payables in the statement of financial position. The Council's obligations for employees' annual leave and long service leave entitlements are recognised as provisions in the statement of financial position.

Other Long-Term Employee Benefits

Provision is made for employees' long service leave and annual leave entitlements not expected to be settled wholly within 12 months after the end of the annual reporting period in which the employees render the related service. Other long-term employee benefits are measured at the present value of the expected future payments to be made to employees. Expected future payments incorporate anticipated future wage and salary levels, durations or service and employee departures and are discounted at rates determined by reference to market yields at the end of the reporting period on government bonds that have maturity dates that approximate the terms of the obligations. Any remeasurements for changes in assumptions of obligations for other long-term employee benefits are recognised in profit or loss in the periods in which the changes occur.

The Council's obligations for long-term employee benefits are presented as non-current provisions in its statement of financial position, except where the Council does not have an unconditional right to defer settlement for at least 12 months after the end of the reporting period, in which case the obligations are presented as current provisions.

CITY OF NEDLANDS
NOTES TO AND FORMING PART OF THE BUDGET
FOR THE YEAR ENDING 30 JUNE 2015

1. SIGNIFICANT ACCOUNTING POLICIES (Continued)

(p) Borrowing Costs

Borrowing costs are recognised as an expense when incurred except where they are directly attributable to the acquisition, construction or production of a qualifying asset. Where this is the case, they are capitalised as part of the cost of the particular asset until such time as the asset is substantially ready for its intended use or sale.

(q) Provisions

Provisions are recognised when the Council has a legal or constructive obligation, as a result of past events, for which it is probable that an outflow of economic benefits will result and that outflow can be reliably measured.

Provisions are measured using the best estimate of the amounts required to settle the obligation at the end of the reporting period.

(r) Current and Non-Current Classification

In the determination of whether an asset or liability is current or non-current, consideration is given to the time when each asset or liability is expected to be settled. The asset or liability is classified as current if it is expected to be settled within the next 12 months, being the Council's operational cycle. In the case of liabilities where the Council does not have the unconditional right to defer settlement beyond 12 months, such as vested long service leave, the liability is classified as current even if not expected to be settled within the next 12 months. Inventories held for trading are classified as current even if not expected to be realised in the next 12 months except for land held for sale where it is held as non-current based on the Council's intentions to release for sale.

(s) Comparative Figures

Where required, comparative figures have been adjusted to conform with changes in presentation for the current budget year.

(t) Budget Comparative Figures

Unless otherwise stated, the budget comparative figures shown in this budget document relate to the revised budget for the relevant item of disclosure.

CITY OF NEDLANDS
NOTES TO AND FORMING PART OF THE BUDGET
FOR THE YEAR ENDING 30 JUNE 2015

	2014/15 Budget \$	2013/14 Estimate \$	2013/14 Budget \$
2. REVENUES AND EXPENSES			
(a) Net Result			
The Net Result includes:			
(i) Charging as Expenses:			
Auditors Remuneration			
Audit Services	26,000	22,000	20,500
Other Services	28,000	10,000	15,000
Depreciation			
<u>By Program</u>			
Governance	330,300	285,000	246,900
General Purpose Funding	0	0	0
Law, Order, Public Safety	59,200	56,400	59,200
Health	4,700	4,400	4,900
Education and Welfare	43,900	43,400	46,500
Community Amenities	93,700	93,600	94,600
Recreation and Culture	616,700	597,400	734,600
Transport	2,994,300	2,839,400	2,795,100
Economic Services	765,500	666,600	603,400
Other Property and Services	715,000	713,300	616,000
	<u>5,623,300</u>	<u>5,299,500</u>	<u>5,201,200</u>
<u>By Class</u>			
Land and Buildings	764,900	666,200	603,000
Furniture and Equipment	700,000	700,000	599,000
Plant and Equipment	638,000	572,200	536,200
Roads	2,243,300	2,136,400	2,115,100
Footpaths	436,600	415,700	428,800
Drainage	240,500	229,000	222,700
Parks and Reserves	600,000	580,000	696,400
	<u>5,623,300</u>	<u>5,299,500</u>	<u>5,201,200</u>
Interest Expenses (Finance Costs)			
- Debentures (<i>refer note 5(a)</i>)	273,600	311,800	311,800
	<u>273,600</u>	<u>311,800</u>	<u>311,800</u>
(ii) Crediting as Revenues:			
Interest Earnings			
Investments			
- Reserve Funds	165,700	289,200	106,000
- Other Funds	384,300	225,600	464,000
Other Interest Revenue (<i>refer note 13</i>)	195,900	202,600	192,400
	<u>745,900</u>	<u>717,400</u>	<u>762,400</u>

CITY OF NEDLANDS
NOTES TO AND FORMING PART OF THE BUDGET
FOR THE YEAR ENDING 30 JUNE 2015

2. REVENUES AND EXPENSES (Continued)

(b) Statement of Objective

In order to discharge its responsibilities to the community, Council has developed a set of operational and financial objectives. These objectives have been established both on an overall basis, reflected by the City's Community Vision, and for each of its broad activities/programs.

GOVERNANCE

Provision of Councillor support services, administration, corporate services and strategic planning.

GENERAL PURPOSE FUNDING

Collection of rates, general purpose government grants and interest revenue, to allow for the provision of services.

LAW, ORDER, PUBLIC SAFETY

Supervision of various local laws, fire prevention, animal control and other aspects of public safety including emergency services as needed.

HEALTH

Services that will ensure a healthy environment, including regulation and monitoring of food premises, and management of pest control.

EDUCATION AND WELFARE

Home and Community Care services, including meals on wheels, Seniors' activities and Child Care services.

COMMUNITY AMENITIES

Waste management services, noise control, Town Planning Services and protection of the environment.

RECREATION AND CULTURE

Maintenance of halls, recreation administration, recreation facilities, including reserves, buildings hard courts, library operations and community festivals.

TRANSPORT

Maintenance of roads, drainage works, footpaths and traffic facilities, control of parking and enforcement of parking local laws.

ECONOMIC SERVICES

Building control, maintenance of the City's buildings and natural assets.

OTHER PROPERTY & SERVICES

Technical services administration, plant operations control and miscellaneous services not able to be classified elsewhere.

**CITY OF NEDLANDS
 NOTES TO AND FORMING PART OF THE BUDGET
 FOR THE YEAR ENDING 30 JUNE 2015**

3. ACQUISITION OF ASSETS	2014/15 Budget \$
The following assets are budgeted to be acquired during the year:	
By Program	
Governance	388,900
Education and Welfare	18,600
Community Amenities	18,800
Recreation and Culture	4,308,100
Transport	4,955,300
Economic Services	111,200
Other Property and Services	322,100
Law, Order, Public Safety	12,400
	10,135,400
By Class	
Land and Buildings	2,428,100
Infrastructure Assets - Roads	4,955,300
Infrastructure Assets - Parks and Ovals	1,915,200
Plant and Equipment	513,200
Furniture and Equipment	323,600
	10,135,400

A detailed breakdown of acquisitions on an individual asset basis can be found in the supplementary information attached to this budget document: - 2014/15 Capital Works & Acquisitions

CITY OF NEDLANDS
NOTES TO AND FORMING PART OF THE BUDGET
FOR THE YEAR ENDING 30 JUNE 2015

4. DISPOSALS OF ASSETS

The following assets are budgeted to be disposed of during the year.

By Program	Net Book Value	Sale Proceeds	Profit(Loss)
	2014/15	2014/15	2014/15
	BUDGET	BUDGET	BUDGET
	\$	\$	\$
Community Amenities	14,000	18,200	4,200
Economic Services	94,700	112,700	18,000
Governance	49,700	58,700	9,000
Health	0	0	0
Law, Order, Public Safety	7,400	10,600	3,200
Education and Welfare	26,100	18,200	(7,900)
Other Property and Services	36,900	59,100	22,200
Recreation & Culture	69,100	80,000	10,900
	297,900	357,500	59,600

By Class	Net Book Value	Sale Proceeds	Profit(Loss)
	2014/15	2014/15	2014/15
	BUDGET	BUDGET	BUDGET
	\$	\$	\$
Plant and Equipment	297,900	357,500	59,600
	297,900	357,500	59,600

Summary	2014/15 BUDGET \$
Profit on Asset Disposals	67,500
Loss on Asset Disposals	(7,900)
	<u>59,600</u>

**CITY OF NEDLANDS
NOTES TO AND FORMING PART OF THE BUDGET
FOR THE YEAR ENDING 30 JUNE 2015**

5. INFORMATION ON BORROWINGS

(a) Debenture Repayments

Movement in the carrying amounts of each class of property, plant and equipment between the beginning and the end of the current financial year.

Particulars	Principal 1-Jul-14	New Loans	Principal Repayments		Principal Outstanding		Interest Repayments	
			2014/15 Budget \$	2013/14 Estimate \$	2014/15 Budget \$	2013/14 Estimate \$	2014/15 Budget \$	2013/14 Estimate \$
Loan 178 - Waste Bins	390,100		77,900	73,400	312,200	390,100	22,200	26,700
Loan 179 - Infrastructure	1,140,300		85,800	80,800	1,054,500	1,140,300	67,800	72,800
Loan 180 - Infrastructure	0		0	705,300	0	0	0	27,000
Loan 181 - Building & Infrastructure	1,517,700		180,600	170,300	1,337,100	1,517,700	86,900	97,200
Loan 182 - John Leckie Pavilion Refurbishment	1,741,800		198,700	189,700	1,543,100	1,741,800	79,100	88,100
Loan 183 - David Cruickshank	0	1,630,000	32,900	0	1,597,100	0	17,600	0
	4,789,900	1,630,000	575,900	1,219,500	5,844,000	4,789,900	273,600	311,800

All debenture repayments are to be financed by general purpose revenue.

**CITY OF NEDLANDS
NOTES TO AND FORMING PART OF THE BUDGET
FOR THE YEAR ENDING 30 JUNE 2015**

5. INFORMATION ON BORROWINGS (Continued)

(b) New Debentures - 2014/15

Particulars/Purpose	Amount Borrowed Budget	Institution	Loan Type	Term (Years)	Total Interest & Charges	Interest Rate %	Amount Used Budget	Balance Unspent \$
Loan 183 - David Cruickshank	1,630,000	WA Treasury Corporation	Fixed	10	390,175	4.27%	1,630,000	0

(c) Unspent Debentures

Council had no unspent debenture funds as at 30th June 2014 nor is it expected to have unspent debenture funds as at 30th June 2015.

(d) Overdraft

Council has not utilised an overdraft facility during the financial year, although an overdraft facility of \$500,000 with the National Australia Bank does exist. It is not anticipated that this facility will be required to be utilised during 2014/15.

CITY OF NEDLANDS
NOTES TO AND FORMING PART OF THE BUDGET
FOR THE YEAR ENDING 30 JUNE 2015

	2014/15 Budget \$	2013/14 Estimate \$	2013/14 Budget \$
6. RESERVES			
(a) Plant Replacement Reserve			
Opening Balance	137,100	229,700	180,900
Amount Set Aside / Transfer to Reserve	8,800	7,400	7,000
Amount Used / Transfer from Reserve	0	(100,000)	(100,000)
	<u>145,900</u>	<u>137,100</u>	<u>87,900</u>
(b) City Development Reserve			
Opening Balance	357,400	346,300	383,300
Amount Set Aside / Transfer to Reserve	33,200	11,100	11,500
Amount Used / Transfer from Reserve	0	0	0
	<u>390,600</u>	<u>357,400</u>	<u>394,800</u>
(c) North Street Reserve			
Opening Balance	1,102,900	1,125,100	1,137,600
Amount Set Aside / Transfer to Reserve	43,000	36,000	34,100
Amount Used / Transfer from Reserve	0	(58,200)	(100,000)
	<u>1,145,900</u>	<u>1,102,900</u>	<u>1,071,700</u>
(d) Welfare Reserve			
Opening Balance	424,800	411,600	416,000
Amount Set Aside / Transfer to Reserve	15,700	13,200	12,400
Amount Used / Transfer from Reserve	0	0	0
	<u>440,500</u>	<u>424,800</u>	<u>428,400</u>
(e) Services Reserve			
Opening Balance	1,010,600	821,100	341,600
Amount Set Aside / Transfer to Reserve	31,400	189,500	10,300
Amount Used / Transfer from Reserve	(158,200)	0	0
	<u>883,800</u>	<u>1,010,600</u>	<u>351,900</u>
(f) Insurance Reserve			
Opening Balance	55,800	54,100	54,800
Amount Set Aside / Transfer to Reserve	2,100	1,700	1,700
Amount Used / Transfer from Reserve	0	0	0
	<u>57,900</u>	<u>55,800</u>	<u>56,500</u>
(g) Waste Management Reserve			
Opening Balance	151,500	146,800	148,400
Amount Set Aside / Transfer to Reserve	5,600	4,700	4,500
Amount Used / Transfer from Reserve	0	0	0
	<u>157,100</u>	<u>151,500</u>	<u>152,900</u>
(h) Building Replacement Reserve			
Opening Balance	582,500	564,400	573,600
Amount Set Aside / Transfer to Reserve	21,600	18,100	17,200
Amount Used / Transfer from Reserve	0	0	0
	<u>604,100</u>	<u>582,500</u>	<u>590,800</u>
Total Reserves C/Fwd	<u>3,825,800</u>	<u>3,822,600</u>	<u>3,134,900</u>

CITY OF NEDLANDS
NOTES TO AND FORMING PART OF THE BUDGET
FOR THE YEAR ENDING 30 JUNE 2015

	2014/15 Budget \$	2013/14 Estimate \$	2013/14 Budget \$
6. RESERVES (Continued)			
Total Reserves B/Fwd	<u>3,825,800</u>	<u>3,822,600</u>	<u>3,134,900</u>
(j) Swanbourne Development Reserve			
Opening Balance	115,300	111,700	112,900
Amount Set Aside / Transfer to Reserve	4,300	3,600	3,400
Amount Used / Transfer from Reserve	<u>0</u>	<u>0</u>	<u>0</u>
	<u>119,600</u>	<u>115,300</u>	<u>116,300</u>
(k) Public Art Reserve			
Opening Balance	3,900	0	0
Amount Set Aside / Transfer to Reserve	0	3,900	3,900
Amount Used / Transfer from Reserve	<u>0</u>	<u>0</u>	<u>0</u>
	<u>3,900</u>	<u>3,900</u>	<u>3,900</u>
Total Reserves	<u><u>3,949,300</u></u>	<u><u>3,941,800</u></u>	<u><u>3,255,100</u></u>

All of the above reserve accounts are to be supported by money held in financial institutions.

CITY OF NEDLANDS
NOTES TO AND FORMING PART OF THE BUDGET
FOR THE YEAR ENDING 30 JUNE 2015

6. RESERVES (Continued)	2014/15 Budget \$	2013/14 Estimate \$	2013/14 Budget \$
SUMMARY OF RESERVE TRANSFERS			
Transfers to Reserves			
Plant Replacement Reserve	8,800	7,400	7,000
City Development Reserve	33,200	11,100	11,500
North Street Reserve	43,000	36,000	34,100
Welfare Reserve	15,700	13,200	12,400
Services Reserve	31,400	189,500	10,300
Insurance Reserve	2,100	1,700	1,700
Waste Management Reserve	5,600	4,700	4,500
Building Replacement Reserve	21,600	18,100	17,200
Swanbourne Development Reserve	4,300	3,600	3,400
Public Art Reserve	0	3,900	3,900
	<u>165,700</u>	<u>289,200</u>	<u>106,000</u>
Transfers from Reserves			
Plant Replacement Reserve	0	(100,000)	(100,000)
City Development Reserve	0	0	0
North Street Reserve	0	(100,000)	(100,000)
Welfare Reserve	0	0	0
Services Reserve	(158,200)	0	0
Insurance Reserve	0	0	0
Waste Management Reserve	0	0	0
Building Replacement Reserve	0	0	0
Swanbourne Development Reserve	0	0	0
Public Art Reserve	0	0	0
	<u>(158,200)</u>	<u>(200,000)</u>	<u>(200,000)</u>
Total Transfer to/(from) Reserves	<u>7,500</u>	<u>89,200</u>	<u>(94,000)</u>

In accordance with council resolutions in relation to each reserve account, the purpose for which the reserves are set aside are as follows:

CITY OF NEDLANDS
NOTES TO AND FORMING PART OF THE BUDGET
FOR THE YEAR ENDING 30 JUNE 2015

6. RESERVES (Continued)

Plant Replacement Reserve

To provide for the replacement of Council's plant and equipment so that the cost is spread over a number of years. The use of funds in this reserve is ongoing.

City Development Reserve

To fund the improvement of property, plant and Equipment. The use of funds in this reserve is ongoing.

North Street Reserve

To fund the operational and capital costs of community facilities in Mt Claremont, community and recreation facilities in Swanbourne and infrastructure generally. Use of this reserve is ongoing.

Welfare Reserve

To fund the operational and capital costs of welfare services. The use of funds in this reserve is ongoing.

Services Reserve

To provide funds for the purchase of land for parking areas, streets, depots etc town planning schemes, valuation and legal expenses, items of works of an urgent nature such as drainage, street works, provision of street lighting and building maintenance. The use of funds in this reserve is ongoing.

Insurance Reserve

To cover any excess that may arise from having a performance based workers compensation premium.

Waste Management Reserve

To provide for the replacement of Council's rubbish bin stock so that the cost is spread over a number of years. The use of funds in this reserve is ongoing.

Building Replacement Reserve

To fund the upgrade and/or replacement of Council's buildings. The use of this reserve is ongoing.

Swanbourne Development Reserve

To fund capital works in the Swanbourne area associated with the Swanbourne Masterplan. The use of funds in this reserve is ongoing.

Public Art Reserve

To fund works of art in the City of Nedlands.

CITY OF NEDLANDS
NOTES TO AND FORMING PART OF THE BUDGET
FOR THE YEAR ENDING 30 JUNE 2015

	Note	2014/15 Budget \$	2013/14 Estimate \$
7. NET CURRENT ASSETS			
Composition of Estimated Net Current Asset Position			
CURRENT ASSETS			
Cash - Unrestricted	15(a)	3,510,800	4,651,600
Cash - Restricted Reserves	15(a)	3,949,300	3,941,800
Receivables		686,800	672,100
Inventories		<u>20,000</u>	<u>20,000</u>
		8,166,900	9,285,500
LESS: CURRENT LIABILITIES			
Payables and Provisions		<u>(4,885,100)</u>	<u>(5,357,310)</u>
NET CURRENT ASSET POSITION		3,281,800	3,928,190
Less: Cash - Restricted Reserves	15(a)	(3,949,300)	(3,941,800)
Less: Cash - Restricted Municipal		0	0
Add Back: Current Loan Liability		<u>575,900</u>	<u>1,219,500</u>
ESTIMATED SURPLUS/(DEFICIENCY) C/FWD		<u><u>(91,600)</u></u>	<u><u>1,205,890</u></u>

The estimated surplus c/fwd in the 2013/14 actual column represents the surplus brought forward as at 1 July 2014.

The estimated surplus c/fwd in the 2014/15 budget column represents the surplus carried forward as at 30 June 2015.

CITY OF NEDLANDS
NOTES TO AND FORMING PART OF THE BUDGET
FOR THE YEAR ENDING 30 JUNE 2015

8. RATING INFORMATION - 2014/15 FINANCIAL YEAR

RATE TYPE	Rate in \$	Number of Properties	Rateable Value \$	2014/15 Budgeted Rate Revenue \$	2014/15 Budgeted Interim Rates \$	2014/15 Budgeted Total Revenue \$	2013/14 Estimate \$
Differential General Rate/General Rate							
GRV - Residential	0.04467	5,744	308,321,260	13,772,600	60,000	13,832,600	13,574,700
GRV - Residential Vacant	0.06491	147	8,832,660	573,300	20,000	593,300	539,800
GRV - Non-Residential	0.05721	392	54,288,745	3,105,900	10,000	3,115,900	2,773,400
Sub-Totals		6,283	371,442,665	17,451,800	90,000	17,541,800	16,887,900
Minimum Payment	Minimum \$						
GRV - Residential	1,297	1,979	45,453,220	2,566,800	0	2,566,800	1,937,600
GRV - Residential Vacant	1,713	108	1,995,880	185,000	0	185,000	168,300
GRV - Non-Residential	1,774	125	2,517,260	221,800	0	221,800	229,100
Sub-Totals		2,212	49,966,360	2,973,600	0	2,973,600	2,335,000
Total Amount Raised from General Rate						20,515,400	19,222,900
Specified Area Rates (Note 9)						0	0
Total Rates						20,515,400	19,222,900

All land except exempt land in the City of Nedlands is rated according to its Gross Rental Value (GRV).

The general rates detailed above for the 2014/15 financial year have been determined by Council on the basis of raising the revenue required to meet the deficiency between the total estimated expenditure proposed in the budget and the estimated revenue to be received from all sources other than rates and also considering the extent of any increase in rating over the level adopted in the previous year.

The minimum rates have been determined by Council on the basis that all ratepayers must make a reasonable contribution to the cost of the Local Government services/facilities.

The proposed differential rates advertised for public comment on 10 May 2014 have been amended to the values shown above, to ensure that the total revenue received from rates is not more than 4% above the estimated increase in the Consumer Price Index (CPI) for the year. The advertised General Rate for Residential properties of \$0.04515 has been reduced to \$0.04467, and for Non-Residential properties from \$0.05813 to \$0.05721.

**CITY OF NEDLANDS
NOTES TO AND FORMING PART OF THE BUDGET
FOR THE YEAR ENDING 30 JUNE 2015**

8(a). RATING INFORMATION - 2014/15 FINANCIAL YEAR (continued)

OBJECTIVES AND REASONS FOR DIFFERENTIAL RATING

To provide equity in the rating of properties across the City the following rate categories have been determined for the implementation of Differential Rating.

GRV - Residential

Properties within the townsite boundaries with a predominant residential use. This is considered to be the base rate by which all other GRV rated properties are assessed.

GRV Residential Vacant

Vacant properties located within the townsite boundaries excepting land zoned as Commercial and Industrial. The rate for this category is designed to encourage land owners to develop their vacant land and also reflects the different method used for the valuation of vacant residential land by the Valuer General.

GRV Non-Residential

Properties used for commercial and industrial purposed and non-residential land. The higher rate reflects the additional cost of servicing commercial activity including car parking, landscaping and other amenities.

Minimum Rates

The setting of minimum rates within the categories is an important method of ensuring all properties contribute an equitable rate amount.

**CITY OF NEDLANDS
NOTES TO AND FORMING PART OF THE BUDGET
FOR THE YEAR ENDING 30 JUNE 2015**

9. SPECIFIED AREA RATE - 2014/15 FINANCIAL YEAR

The City of Nedlands is not proposing to levy Specified Area Rates in 2014/15.

10. SERVICE CHARGES - 2014/15 FINANCIAL YEAR

The City of Nedlands is not proposing to levy any Service Charges in 2014/15.

11. FEES & CHARGES REVENUE	2014/15 Budget \$	2013/14 Actual \$
Governance	82,300	86,100
General Purpose Funding	66,000	68,000
Law, Order, Public Safety	434,900	445,100
Health	89,000	153,400
Education and Welfare	708,500	619,200
Community Amenities	3,937,000	4,254,300
Recreation & Culture	559,000	581,300
Transport	84,000	84,000
Economic Services	799,700	757,700
Other Property & Services	18,000	18,000
	<u>6,778,400</u>	<u>7,067,100</u>

**12. RATE PAYMENT DISCOUNTS, WAIVERS AND CONCESSIONS
- 2014/15 FINANCIAL YEAR**

There are no budgeted discounts or incentives for the 2014/15 Financial Year. Eligible pensioners and seniors may qualify for the rate concessions funded by the State Government. The Budget includes a provision of \$6,000 for rates write-offs.

**CITY OF NEDLANDS
NOTES TO AND FORMING PART OF THE BUDGET
FOR THE YEAR ENDING 30 JUNE 2015**

13. INTEREST CHARGES AND INSTALMENTS - 2014/15 FINANCIAL YEAR

Interest at the rate of 11% per annum will be charged on all rate payments which are late.

Two option plans are available to ratepayers for payment of their rates;

Option 1 - Full Payment

Full amount of rates and charges, including all arrears, to be paid on or before the due date shown on the Rate Notice.

Option 2 - Payment by 4 Instalments

First instalment, consisting of all arrears and quarter of the current rates and charges, to be paid on or before the due date shown on the Rate Notice. Second, third and fourth instalments to be made at two monthly intervals thereafter.

The cost of instalment plans will comprise of simple interest of 5.5% p.a. calculated from the date the first instalment is due, together with an administration fee of \$36.

Rate payers who have difficulty in paying under either of the above options can arrange with the City for regular deductions through direct debit; the administration fee for the arrangement is \$30.

The total revenue from the imposition of the interest and administration charges is estimated at

	2014/15 Budget \$
Late Payment Interest	60,000
Instalment Interest	120,000
Deferred Rate Interest	10,600
ESL Interest	5,300
Administration Fee	58,000
Total	<u>253,900</u>

14. ELECTED MEMBERS REMUNERATION	2014/15 Budget \$	2013/14 Estimate \$
---	----------------------------------	------------------------------------

The following fees, expenses and allowances were paid to council members and/or the Mayor.

Meeting Fees	293,500	293,500
Mayor's Allowance	58,000	58,000
Deputy Mayor's Allowance	14,500	14,500
Information Technology Allowance	0	1,800
Telecommunications Allowance	45,500	45,500
	<u>411,500</u>	<u>413,300</u>

CITY OF NEDLANDS
NOTES TO AND FORMING PART OF THE BUDGET
FOR THE YEAR ENDING 30 JUNE 2015

15. NOTES TO THE STATEMENT OF CASH FLOWS

(a) Reconciliation of Cash

For the purposes of the statement of cash flows, cash includes cash and cash equivalents, net of outstanding bank overdrafts. Estimated cash at the end of the reporting period is as follows:

	2014/15 Budget \$	2013/14 Estimate \$	2013/14 Budget \$
Cash - Unrestricted	3,510,800	4,651,600	3,839,734
Cash - Restricted	3,949,300	3,941,800	3,255,100
	<u>7,460,100</u>	<u>8,593,400</u>	<u>7,094,834</u>

The following restrictions have been imposed by regulation or other externally imposed requirements:

Plant Replacement Reserve	145,900	137,100	87,900
City Development Reserve	390,600	357,400	394,800
North Street Reserve	1,145,900	1,102,900	1,071,700
Welfare Reserve	440,500	424,800	428,400
Services Reserve	883,800	1,010,600	351,900
Insurance Reserve	57,900	55,800	56,500
Waste Management Reserve	157,100	151,500	152,900
Building Replacement Reserve	604,100	582,500	590,800
Swanbourne Development Reserve	119,600	115,300	116,300
Public Art Reserve	3,900	3,900	3,900
	<u>3,949,300</u>	<u>3,941,800</u>	<u>3,255,100</u>

(b) Reconciliation of Net Cash Provided By Operating Activities to Net Result

Net Result	1,982,300	1,763,900	1,140,200
Depreciation	5,623,300	5,299,500	5,201,200
(Profit)/Loss on Sale of Asset	(59,600)	(86,000)	(73,800)
(Increase)/Decrease in Receivables	(35,300)	539,200	411,500
(Increase)/Decrease in Inventories	0	(6,500)	(6,500)
Increase/(Decrease) in Payables	27,200	680,800	19,700
Increase/(Decrease) in Employee Provisions	52,600	51,100	51,100
Grants/Contributions for the Development of Assets	(1,110,600)	(966,800)	(966,800)
Net Cash from Operating Activities	<u>6,479,900</u>	<u>7,275,200</u>	<u>5,776,600</u>

**(c) Undrawn Borrowing Facilities
Credit Standby Arrangements**

Bank Overdraft limit	500,000	500,000	500,000
Bank Overdraft at Balance Date	0	0	0
Credit Card limit	30,000	30,000	30,000
Credit Card Balance at Balance Date	8,000	8,000	8,000
Purchasing Card limit	100,000	100,000	100,000
Purchasing Card Balance at Balance Date	0	0	0
Total Amount of Credit Unused	<u>638,000</u>	<u>638,000</u>	<u>638,000</u>

Loan Facilities

Loan Facilities in use at Balance Date	<u>5,844,000</u>	<u>4,789,900</u>	<u>4,789,900</u>
Unused Loan Facilities at Balance Date	<u>0</u>	<u>0</u>	<u>0</u>

**CITY OF NEDLANDS
NOTES TO AND FORMING PART OF THE BUDGET
FOR THE YEAR ENDING 30 JUNE 2015**

16. TRUST FUNDS

Funds held at balance date over which the municipality has no control and which are not included in the financial statements are as follows:

Detail	Balance 1-Jul-14 \$	Estimated Amounts Received \$	Estimated Amounts Paid (\$)	Estimated Balance 30-Jun-15 \$
Unclaimed Monies	20,300	1,000	(100)	21,200
Charities Fund	0	5,000	(5,000)	0
Bonds and Retentions	1,322,000	300,000	(250,000)	1,372,000
	<u>1,342,300</u>	<u>306,000</u>	<u>(255,100)</u>	<u>1,393,200</u>

17. MAJOR LAND TRANSACTIONS

It is not anticipated any major land transaction will occur in 2014/15.

18. TRADING UNDERTAKINGS AND MAJOR TRADING UNDERTAKINGS

It is not anticipated any trading undertakings or major trading undertakings will occur in 2014/15.

**CITY OF NEDLANDS
OPERATING BUDGET
FOR THE YEAR ENDING 30 JUNE 2015**

	2014/15 Budget	2013/14 Estimate	2013/14 Budget
	\$	\$	\$
Community Development			
Community Development			
Expenditure			
28120 Salaries - Community Development	363,800	347,300	349,100
28121 Other Employee Costs - Community Development	64,200	63,600	68,100
28123 Office - Community Development	4,200	3,700	5,600
28124 Motor Vehicles - Community Development	9,800	13,700	17,900
28125 Depreciation - Community Development	4,200	4,000	8,200
28127 Finance - Community Development	187,000	151,200	151,200
28130 Other - Community Development	3,500	1,700	2,200
28134 Professional Fees - Community Development	2,000	0	0
28137 Donations - Community Development	178,000	156,900	158,300
28151 OPRL Activities - Community Development / PC82-87	140,100	142,700	145,900
Expenditure Total	956,800	884,800	906,500
Income			
58101 Fees & Charges - Community Development	(11,700)	(8,000)	(5,700)
58104 Grants Operating - Community Development	(17,500)	(23,400)	(33,200)
58106 Contrib'n & Donation OPRL - Community Development	0	(8,300)	0
58110 Sundry Income - Community Development	0	(100)	0
Income Total	(29,200)	(39,800)	(38,900)
Community Development Total	927,600	845,000	867,600
Community Facilities			
Income			
58201 Fees & Charges - Community Facilities	(10,500)	(10,000)	(10,500)
58206 Contrib'n Reim & Donation Op -Community Facilities	0	(300)	(6,200)
58209 Council Property - Community Facilities	(179,900)	(199,100)	(172,600)
58210 Sundry Income - Community Facilities			
Income Total	(190,400)	(209,400)	(189,300)
Community Facilities Total	(190,400)	(209,400)	(189,300)
Library Services			
Expenditure			
28523 Office - Mt Claremont Library	16,100	21,400	21,400
28525 Depreciation - Mt Claremont Library	2,300	2,200	4,800
28526 Utility - Mt Claremont Library	0	7,100	7,100
28530 Other - Mt Claremont Library	28,000	26,600	26,600
28535 ICT Expenses - Mt Claremont Library	14,600	14,200	14,200
28720 Salaries - Library Services	836,700	740,700	787,400
28721 Other Employee Costs - Library Services	126,600	123,700	131,100
28723 Office - Nedlands Library	53,400	55,500	55,900
28724 Motor Vehicles - Nedlands Library	23,000	20,000	20,000
28725 Depreciation - Nedlands Library	7,100	8,300	17,900
28726 Utility - Nedlands Library	0	30,100	30,100
28727 Finance - Nedlands Library	381,000	450,900	450,900

	2014/15 Budget	2013/14 Estimate	2013/14 Budget
	\$	\$	\$
28730 Other - Nedlands Library	86,900	85,800	82,700
28731 Grants Expenditure - Nedlands Library	2,000	0	2,000
28734 Professional Fees - Nedlands Library	1,200	1,200	1,200
28735 ICT Expenses - Nedlands Library	30,100	32,200	32,200
28750 Special Projects - Nedlands Library	3,000	2,900	2,900
Expenditure Total	1,612,000	1,622,800	1,688,400
Income			
58501 Fees & Charges - Mt Claremont Library	(500)	(500)	(500)
58510 Sundry Income - Mt Claremont Library	(200)	(400)	(100)
58511 Fines & Penalties - Mt Claremont Library	(600)	(800)	(800)
58701 Fees & Charges - Nedland Library	(4,800)	(5,100)	(4,700)
58704 Grants Operating - Nedlands Library	(2,000)	(2,000)	(2,000)
58710 Sundry Income - Nedlands Library	(5,500)	(7,200)	(5,500)
58711 Fines & Penalties - Nedlands Library	(4,000)	(4,000)	(4,500)
Income Total	(17,600)	(20,000)	(18,100)
Library Services Total	1,594,400	1,602,800	1,670,300
Nedlands Community Care			
Expenditure			
28620 Salaries - NCC	665,300	631,400	606,400
28621 Other Employee Costs - NCC	85,400	62,500	75,100
28623 Office - NCC	24,500	15,500	20,100
28624 Motor Vehicles - NCC	102,500	98,400	87,900
28625 Depreciation - NCC	39,400	39,300	39,300
28626 Utility - NCC	6,100	11,700	15,200
28627 Finance - NCC	256,000	204,300	204,300
28630 Other - NCC	78,000	66,300	102,700
28635 ICT Expenses - NCC	5,000	3,800	9,900
Expenditure Total	1,262,200	1,133,200	1,160,900
Income			
58601 Fees & Charges - NCC	(86,500)	(84,000)	(84,000)
58604 Grants Operating - NCC	(1,004,200)	(974,900)	(974,900)
58610 Sundry Income - NCC	(2,000)	0	(2,000)
Income Total	(1,092,700)	(1,058,900)	(1,060,900)
Nedlands Community Care Total	169,500	74,300	100,000
Point Resolution Child Care			
Expenditure			
28820 Salaries - PRCC	391,100	321,100	359,000
28821 Other Employee Costs - PRCC	45,100	39,300	43,600
28823 Office - PRCC	17,700	9,600	9,000
28825 Depreciation - PRCC	900	800	1,600
28826 Utility - PRCC	7,600	6,200	5,800
28827 Finance - PRCC	99,600	31,400	31,400
28830 Other - PRCC	23,500	37,800	37,500
28833 Building - PRCC	10,000	5,000	5,000
28835 ICT Expenses - PRCC	1,200	1,000	1,000
Expenditure Total	596,700	452,200	493,900

	2014/15 Budget	2013/14 Estimate	2013/14 Budget
	\$	\$	\$
Income			
58801 Fees & Charges - PRCC	(614,600)	(527,800)	(527,800)
Income Total	(614,600)	(527,800)	(527,800)
Point Resolution Child Care Total	(17,900)	(75,600)	(33,900)
Positive Ageing			
Expenditure			
27420 Salaries - Positive Ageing	42,100	30,800	34,900
27421 Other Employee Costs - Positive Ageing	8,200	6,200	4,600
27427 Finance - Positive Ageing	9,800	16,700	16,700
28437 Donations - Positive Ageing	21,600	21,600	29,700
28450 Other - Positive Ageing	14,000	10,000	13,800
Expenditure Total	95,700	85,300	99,700
Income			
58420 Fees & Charges - Positive Ageing	(7,400)	(7,400)	(5,800)
58423 Grants Operating - Positive Ageing	(500)	0	(500)
Income Total	(7,900)	(7,400)	(6,300)
Positive Ageing Total	87,800	77,900	93,400
Tresillian Community Centre			
Expenditure			
29120 Salaries - Tresillian CC	184,000	179,900	189,500
29121 Other Employee Costs - Tresillian CC	22,000	20,300	20,700
29123 Office - Tresillian CC	18,300	23,500	19,900
29125 Depreciation - Tresillian CC	3,100	2,900	7,300
29126 Utility - Tresillian CC	0	10,700	12,000
29127 Finance - Tresillian CC	111,600	76,400	72,100
29130 Other - Tresillian CC	11,000	10,500	10,400
29135 ICT Expenses - Tresillian CC	5,500	7,500	7,000
29136 Courses - Tresillian CC	126,100	141,000	122,100
29150 Exhibition	11,000	10,900	10,700
Expenditure Total	492,600	483,600	471,700
Income			
59101 Fees & Charges - Tresillian CC	(252,100)	(260,400)	(243,000)
59109 Council Property - Tresillian CC	(27,000)	(26,000)	(26,100)
59110 Sundry Income - Tresillian CC	(1,000)	(2,100)	(1,000)
Income Total	(280,100)	(288,500)	(270,100)
Tresillian Community Centre Total	212,500	195,100	201,600
Volunteer Services NVS			
Expenditure			
29220 Salaries - Volunteer Services NVS	23,500	22,000	22,600
29221 Other Employee Costs - Volunteer Services NVS	2,900	400	2,800
29223 Office - Volunteer Services NVS	3,400	1,500	3,900
29227 Finance - Volunteer Services NVS	36,100	25,800	25,800
29230 Other - Volunteer Services NVS	3,900	3,900	3,900
29250 Special Projects - Volunteer Services NVS	3,900	3,900	3,900
Expenditure Total	73,700	57,500	62,900

	2014/15 Budget	2013/14 Estimate	2013/14 Budget
	\$	\$	\$
Volunteer Services NVS Total	73,700	57,500	62,900
Volunteer Services VRC			
Expenditure			
29320 Salaries - Volunteer Services VRC	69,200	63,300	64,900
29321 Other Employee Cost - Volunteer Services VRC	8,800	2,900	8,200
29323 Office - Volunteer Services VRC	6,800	3,900	7,200
29327 Finance - Volunteer Services VRC	41,400	34,600	34,600
29330 Other - Volunteer Services VRC	12,500	10,000	10,100
Expenditure Total	138,700	114,700	125,000
Income			
59304 Grants Operating - Volunteer Services VRC	(28,600)	(28,100)	(27,800)
Income Total	(28,600)	(28,100)	(27,800)
Volunteer Services VRC Total	110,100	86,600	97,200
Community Development Total	2,967,300	2,654,200	2,869,800
Corporate & Strategy			
Corporate Services			
Expenditure			
21220 Salaries - Corporate Services	96,700	99,500	103,800
21221 Other Employee Costs - Corporate Services	22,500	21,500	26,700
21221 Office - Corporate Services	0	100	1,200
21224 Motor Vehicles - Corporate Services	16,200	8,700	11,800
21225 Depreciation - Corporate Services	400	300	0
21250 Special Projects - Corporate Services / PC68	0	10,000	25,000
Expenditure Total	135,800	140,100	168,500
Corporate Services Total	135,800	140,100	168,500
Customer Services			
Expenditure			
21320 Salaries - Customer Service	198,000	190,300	224,300
21321 Other Employee Costs - Customer Service	27,400	31,600	32,900
21323 Office - Customer Service	4,900	4,700	8,500
21325 Depreciation - Customer Service	200	300	300
21327 Finance - Customer Service	(231,500)	(255,600)	(255,600)
21330 Other - Customer Service	1,000	500	1,000
Expenditure Total	0	(28,200)	11,400
Customer Services Total	0	(28,200)	11,400
General Finance			
Expenditure			
21420 Salaries - Finance	673,700	629,300	628,100
21421 Other Employee Costs - Finance	96,700	98,900	91,000
21423 Office - Finance	98,600	134,200	129,300
21424 Motor Vehicles - Finance	16,400	13,800	13,800
21425 Depreciation - Finance	3,000	4,400	8,600
21426 Utility - Finance	0	6,600	7,200

	2014/15 Budget	2013/14 Estimate	2013/14 Budget
	\$	\$	\$
21427 Finance - Finance	(970,600)	(921,400)	(913,100)
21428 Insurance - Finance	500	400	4,200
21430 Other - Finance	1,900	500	1,900
21434 Professional Fees - Finance	84,000	62,500	47,000
21450 Special Projects - Finance	20,000	6,500	24,300
Expenditure Total	24,200	35,700	42,300
Income			
51401 Fees & Charges - Finance	(61,000)	(65,400)	(71,200)
51410 Sundry Income - Finance	(45,700)	(111,200)	(122,600)
Income Total	(106,700)	(176,600)	(193,800)
General Finance Total	(82,500)	(140,900)	(151,500)
General Purpose			
Expenditure			
21631 Interest - General Purpose	273,600	311,800	311,800
Expenditure Total	273,600	311,800	311,800
Income			
51604 Grants Operating - General Purpose	(738,400)	(345,900)	(346,000)
51607 Interest - General Purpose	(550,000)	(514,800)	(570,000)
51610 Sundry Income - General Purpose	0	(100)	0
Income Total	(1,288,400)	(860,800)	(916,000)
General Purpose Total	(1,014,800)	(549,000)	(604,200)
ICT			
Expenditure			
21720 Salaries - ICT	343,500	320,100	330,200
21721 Other Employee Costs - ICT	60,600	59,800	64,100
21723 Office - ICT	62,000	8,600	6,800
21724 Motor Vehicles - ICT	11,100	0	8,600
21725 Depreciation - ICT	201,000	194,400	158,200
21727 Finance - ICT	(1,665,700)	(1,265,300)	(1,265,300)
21730 Other - ICT	1,000	1,900	1,000
21734 Professional Fees - ICT	55,000	31,100	34,700
21735 ICT Expenses - ICT	630,000	596,700	533,800
21750 Special Projects - ICT	165,700	0	0
Expenditure Total	(135,800)	(52,700)	(127,900)
ICT Total	(135,800)	(52,700)	(127,900)
Rates			
Expenditure			
21920 Salaries - Rates	77,200	67,700	73,300
21921 Other Employee Costs - Rates	7,700	7,100	7,100
21927 Finance - Rates	115,400	107,900	111,600
21930 Other - Rates	31,000	32,000	24,300
21934 Professional Fees - Rates	52,000	25,000	24,700
Expenditure Total	283,300	239,700	241,000
Income			

	2014/15 Budget	2013/14 Estimate	2013/14 Budget
	\$	\$	\$
51908 Rates - Rates	(20,777,300)	(19,493,500)	(19,453,800)
Income Total	(20,777,300)	(19,493,500)	(19,453,800)
Rates Total	(20,494,000)	(19,253,800)	(19,212,800)
Records			
Expenditure			
22020 Salaries - Records	235,100	221,400	255,900
22021 Other Employee Costs - Records	39,900	27,500	45,500
22023 Office - Records	1,000	1,000	400
22025 Depreciation - Records	300	300	300
22027 Finance - Records	(306,900)	(307,600)	(307,600)
22030 Other - Records	17,500	16,800	17,900
22034 Professional Fees - Records	4,000	4,000	4,900
22035 ICT Expenses - Records	9,700	15,000	44,600
Expenditure Total	600	(21,600)	61,900
Income			
52001 Fees & Charges - Records	(600)	(600)	(1,100)
Income Total	(600)	(600)	(1,100)
Records Total	0	(22,200)	60,800
Shared Services			
Expenditure			
21523 Office - Shared Services	48,500	48,600	48,500
21534 Professional Fees - Shared Services	28,000	10,000	24,700
Expenditure Total	76,500	58,600	73,200
Shared Services Total	76,500	58,600	73,200
Corporate & Strategy Total	(21,514,800)	(19,848,100)	(19,782,500)
Governance			
Communications			
Expenditure			
28320 Salaries - Communications	233,900	189,300	210,700
28321 Other Employee Costs - Communications	36,900	23,500	23,300
28323 Office - Communications	78,100	74,600	70,400
28325 Depreciation - Communications	0	500	500
28327 Finance - Communications	57,000	109,000	109,000
28330 Other - Communications	16,400	16,400	12,900
28334 Professional Fees - Communications	4,800	0	0
28335 ICT Expenses - Communications	1,200	0	0
28350 Special Projects - Communications / PC 90	25,000	40,000	20,000
Expenditure Total	453,300	453,300	446,800
Communications Total	453,300	453,300	446,800
Governance			
Expenditure			
20420 Salaries - Governance	644,500	593,900	619,500
20421 Other Employee Costs - Governance	165,300	164,300	179,400

	2014/15 Budget	2013/14 Estimate	2013/14 Budget
	\$	\$	\$
20423 Office - Governance	16,800	19,800	20,700
20424 Motor Vehicles - Governance	17,400	14,600	14,600
20425 Depreciation - Governance	124,000	83,400	77,700
20427 Finance - Governance	334,300	128,100	128,100
20428 Insurance - Governance	94,000	89,500	89,700
20430 Other - Governance	36,700	15,000	30,000
20434 Professional Fees - Governance	50,000	105,000	100,000
20435 ICT Expenses - Governance	0	2,600	0
20450 Special Projects - Governance / PC93	40,000	106,000	20,000
Expenditure Total	1,523,000	1,322,200	1,279,700
Income			
50410 Sundry Income - Governance	(64,900)	(116,500)	(65,000)
Income Total	(64,900)	(116,500)	(65,000)
Governance Total	1,458,100	1,205,700	1,214,700
Human Resources			
Expenditure			
20520 Salaries - HR	263,000	235,300	246,200
20521 Other Employee Costs - HR	214,500	216,300	169,500
20522 Staff Recruitment - HR	97,000	53,000	117,600
20523 Office - HR	18,000	11,400	19,600
20524 Motor Vehicles - HR	9,300	11,200	12,900
20525 Depreciation - HR	500	500	1,100
20527 Finance - HR	(615,900)	(612,600)	(612,600)
20530 Other - HR	2,600	300	2,800
20534 Professional Fees - HR	51,000	51,000	27,200
20550 Special Projects - HR / PC92	0	0	19,400
Expenditure Total	40,000	(33,600)	3,700
Income			
50510 Ctrb`n Rmbrs & Donation OPER - HR	(40,000)	(70,000)	0
Income Total	(40,000)	(70,000)	0
Human Resources Total	0	(103,600)	3,700
Members Of Council			
Expenditure			
20323 Office - MOC	5,100	3,100	5,800
20325 Depreciation - MOC	900	900	200
20329 Members of Council - MOC	434,500	483,800	487,000
20330 Other - MOC	7,000	8,000	4,900
Expenditure Total	447,500	495,800	497,900
Members Of Council Total	447,500	495,800	497,900
Governance Total	2,358,900	2,051,200	2,163,100
Planning & Development Services			
Building Services			
Expenditure			
24420 Salaries - Building Services	560,200	536,700	521,700

	2014/15 Budget	2013/14 Estimate	2013/14 Budget
	\$	\$	\$
24421 Other Employee Costs - Building Services	90,000	68,600	75,900
24423 Office - Building Services	14,200	11,400	21,600
24424 Motor Vehicles - Building Services	34,000	27,200	23,500
24425 Depreciation - Building Services	600	400	400
24427 Finance - Building Services	260,000	189,600	190,500
24430 Other - Building Services	3,500	2,400	3,400
24434 Professional Fees - Building Services	63,200	82,000	60,000
Expenditure Total	1,025,700	918,300	897,000
Income			
54401 Fees & Charges - Building Services	(460,000)	(439,500)	(440,000)
54410 Sundry Income - Building Services	(12,000)	(12,000)	(12,000)
54411 Fines & Penalties - Building Services	(20,000)	(30,000)	(14,500)
Income Total	(492,000)	(481,500)	(466,500)
Building Services Total	533,700	436,800	430,500
Environmental Conservation			
Expenditure			
24221 Other Employee Costs - Environmental Conservation	4,000	4,000	4,100
24223 Office - Environmental Conservation	1,000	0	1,600
24227 Finance - Environmental Conservation	65,600	44,100	44,100
24230 Other - Environmental Conservation	2,000	2,000	2,000
24237 Donations - Environmental Conservation	1,200	2,000	500
24251 Operational Activities-Environ Conservation / PC80	569,100	648,800	653,000
Expenditure Total	642,900	700,900	705,300
Income			
54204 Grants Operating - Environmental Conservation	(30,000)	(49,200)	(54,100)
54210 Sundry Income - Environmental Conservation	(6,100)	(13,300)	(13,300)
Income Total	(36,100)	(62,500)	(67,400)
Environmental Conservation Total	606,800	638,400	637,900
Environmental Health			
Expenditure			
24720 Salaries - Environmental Health	333,600	326,000	328,700
24721 Other Employee Costs - Environmental Health	49,600	44,400	46,000
24723 Office - Environmental Health	4,100	3,700	2,600
24725 Depreciation - Environmental Health	4,700	4,400	4,900
24727 Finance - Environmental Health	95,000	84,000	84,000
24730 Other - Environmental Health	43,900	31,700	31,500
24734 Professional Fees - Environmental Health	3,000	2,900	2,900
24751 OPRL Activities - Environmental Health PC76 & 77 & 78	43,800	39,700	110,000
Expenditure Total	577,700	536,800	610,600
Income			
54701 Fees & Charges - Environmental Health	(59,000)	(58,300)	(57,800)
54710 Sundry Income - Environmental Health	(5,000)	(5,000)	(5,000)
54711 Fines & Penalties - Environmental Health	(30,000)	(95,100)	0
Income Total	(94,000)	(158,400)	(62,800)
Environmental Health Total	483,700	378,400	547,800

	2014/15 Budget	2013/14 Estimate	2013/14 Budget
	\$	\$	\$
Ranger Services			
Expenditure			
21120 Salaries - Ranger Services	486,000	418,500	418,100
21121 Other Employee Costs - Ranger Services	69,200	65,300	66,800
21123 Office - Ranger Services	16,900	27,700	19,700
21124 Motor Vehicles - Ranger Services	77,300	58,000	60,000
21125 Depreciation - Ranger Services	59,200	56,400	59,200
21127 Finance - Ranger Services	138,400	181,300	163,700
21130 Other - Ranger Services	72,700	74,700	65,200
21134 Professional Fees - Ranger Services	5,000	1,000	5,300
21135 ICT Expenses - Ranger Services	23,000	18,100	17,500
21137 Donations - Ranger Services	1,000	1,000	1,000
21150 Special Projects - Ranger Services / PC69	0	3,000	44,100
Expenditure Total	948,700	905,000	920,600
Income			
51101 Fees & Charges - Ranger Services	(74,900)	(127,100)	(50,400)
51106 Contrib'n Reim & Donations Oper - Rangers Services	(24,000)	(23,700)	(21,600)
51110 Sundry Income - Ranger Services	(200)	(200)	(200)
51111 Fines & Penalties - Rangers Services	(360,000)	(318,000)	(387,400)
Income Total	(459,100)	(469,000)	(459,600)
Ranger Services Total	489,600	436,000	461,000
Statutory Planning			
Expenditure			
24320 Salaries - Statutory Planning	437,200	389,400	386,300
24321 Other Employee Costs - Statutory Planning	50,200	35,700	43,600
24334 Professional Fees - Statutory Planning	92,700	100,000	100,000
Expenditure Total	580,100	525,100	529,900
Statutory Planning Total	580,100	525,100	529,900
Strategic Planning			
Expenditure			
24639 Travelsmart - Strategic Planning / PC88	17,000	16,600	0
24857 Strategic Projects - Strategic Planning	150,000	99,200	139,600
24920 Salaries - Strategic Planning	341,800	330,500	332,900
24921 Other Employee Costs - Strategic Planning	40,800	38,200	44,000
24934 Professional Fees - Strategic Planning	52,000	27,900	52,900
Expenditure Total	601,600	512,400	569,400
Strategic Planning Total	601,600	512,400	569,400
Sustainability			
Expenditure			
24620 Salaries - Sustainability	64,300	48,000	51,400
24621 Other Employee Costs - Sustainability	49,900	47,600	52,000
24623 Office - Sustainability	4,200	1,000	4,100
24624 Motor Vehicles - Sustainability	23,600	20,000	19,000
24625 Depreciation - Sustainability	3,600	3,300	4,800
24627 Finance - Sustainability	43,700	46,600	46,600

	2014/15 Budget	2013/14 Estimate	2013/14 Budget
	\$	\$	\$
24630 Other - Sustainability	11,000	16,000	39,900
24634 Professional Fees - Sustainability	0	1,000	0
24638 Operational Activities - Sustainability / PC79	35,000	77,000	75,000
Expenditure Total	235,300	260,500	292,800
Income			
54601 Fees & Charges - Sustainability	0	0	(1,000)
54610 Sundry Income - Sustainability	(2,000)	(2,000)	(2,000)
Income Total	(2,000)	(2,000)	(3,000)
Sustainability Total	233,300	258,500	289,800
Town Planning - Administration			
Expenditure			
24820 Salaries - Town Planning Admin	84,300	72,800	76,200
24821 Other Employee Costs-Town Planning Admin	59,600	71,600	69,800
24823 Office - Town Planning Admin	15,200	13,200	18,400
24824 Motor Vehicles - Town Planning Admin	60,400	46,900	62,600
24825 Depreciation - Town Planning Admin	3,000	2,900	3,900
24827 Finance - Town Planning Admin	401,600	381,800	384,700
24830 Other - Town Planning Admin	6,000	3,000	6,900
Expenditure Total	630,100	592,200	622,500
Income			
54801 Fees & Charges - Town Planning Admin	(656,000)	(655,200)	(675,200)
Income Total	(656,000)	(655,200)	(675,200)
Town Planning - Administration Total	(25,900)	(63,000)	(52,700)
Planning & Development Services Total	3,502,900	3,122,600	3,413,600
Technical Services			
Building Maintenance			
Expenditure			
24120 Salaries - Building Maintenance	211,600	195,800	189,800
24121 Other Employee Costs - Building Maintenance	27,100	29,700	27,400
24123 Office - Building Maintenance	1,400	2,900	3,800
24124 Motor Vehicles - Building Maintenance	43,600	34,800	34,800
24125 Depreciation - Building Maintenance	764,900	666,200	603,000
24126 Utility - Building Maintenance	160,400	152,800	0
24127 Finance - Building Maintenance	119,500	125,500	125,500
24128 Insurance - Building Maintenance	108,700	103,500	0
24130 Other - Building Maintenance	3,300	2,800	4,400
24133 Building - Building Maintenance / PC58	759,900	948,200	1,258,260
Expenditure Total	2,200,400	2,262,200	2,246,960
Income			
54106 Contrib'n Reim & Donations Op - Building Maintenanc	(26,000)	(26,000)	0
54109 Council Property - Building Maintenance	(319,700)	(288,200)	(252,600)
Income Total	(345,700)	(314,200)	(252,600)
Building Maintenance Total	1,854,700	1,948,000	1,994,360

	2014/15 Budget	2013/14 Estimate	2013/14 Budget
	\$	\$	\$
Infrastructure Services			
Expenditure			
26220 Salaries - Infrastructure Svs	1,327,400	1,236,800	1,260,300
26221 Other Employee Costs - Infrastructure Svs	486,600	488,500	482,300
26223 Office - Infrastructure Svs	48,900	65,300	48,700
26224 Motor Vehicles - Infrastructure Svs	83,500	70,000	74,500
26225 Depreciation - Infrastructure Svs	15,000	13,300	17,000
26227 Finance - Infrastructure Svs	(1,784,600)	(1,900,600)	(2,118,600)
26228 Insurance - Infrastructure Svs	100,000	94,900	98,800
26230 Other - Infrastructure Svs	97,800	83,700	88,800
26234 Professional Fees - Infrastructure Svs	140,100	164,000	170,400
26235 ICT Expenses - Infrastructure Svs	9,700	11,200	13,000
Expenditure Total	524,400	327,100	135,200
Infrastructure Services Total	524,400	327,100	135,200
Parks Services			
Expenditure			
26360 Depreciation - Parks Services	600,000	580,000	696,400
26365 Maintenance - Parks Services / PC59	3,716,500	3,744,400	3,768,600
Expenditure Total	4,316,500	4,324,400	4,465,000
Income			
56301 Fees & Charges - Parks & Ovals	0	(500)	0
56306 Contrib'n Reim & Donations Op - Parks Services	(14,000)	(50,500)	(24,700)
56309 Council Property - Parks Services	(67,900)	(66,900)	(71,800)
56310 Sundry Income - Parks Services	(500)	(700)	(500)
Income Total	(82,400)	(118,600)	(97,000)
Parks Services Total	4,234,100	4,205,800	4,368,000
Plant Operating			
Expenditure			
26525 Depreciation - Plant Operating	700,000	700,000	599,000
26527 Finance - Plant Operating	(1,022,100)	(1,023,100)	(988,100)
26532 Plant - Plant Operating	631,700	624,200	549,500
26533 Minor Parts & Workshop Tools - Plant Operating	26,000	26,000	20,500
26549 Loss Sale of Assets - Plant Operating	7,900	4,000	22,000
Expenditure Total	343,500	331,100	202,900
Income			
56501 Fees & Charges - Plant Operating	(18,000)	(18,000)	(12,600)
56515 Profit Sale of Assets - Plant Operating	(67,500)	(90,000)	(95,800)
Income Total	(85,500)	(108,000)	(108,400)
Plant Operating Total	258,000	223,100	94,500
Streets Roads and Depots			
Expenditure			
26625 Depreciation - Streets Roads & Depots	2,994,300	2,839,400	2,795,100
26626 Utility - Streets Roads & Depots	538,500	511,000	517,700
26630 Other	45,600	44,700	56,000
26640 Reinstatement - Streets Roads & Depot	8,000	13,000	12,200

	2014/15 Budget	2013/14 Estimate	2013/14 Budget
	\$	\$	\$
26667 Road Maintenance / PC51	586,000	580,600	550,000
26668 Drainage Maintenance / PC52	445,000	340,000	340,000
26669 Footpath Maintenance / PC53	195,600	191,000	180,000
26670 Parking Signs / PC54	70,000	70,000	133,200
26671 Right of Way Maintenance / PC55	80,000	70,000	84,300
26672 Bus Shelter Maintenance / PC56	20,000	19,000	15,000
26673 Graffiti Control / PC57	27,500	26,700	30,000
26674 Streets Roads & Depot / PC89	112,000	100,000	100,000
Expenditure Total	5,122,500	4,805,400	4,813,500
Income			
56601 Fees & Charges - Streets Roads & Depots	(84,000)	(84,000)	(77,700)
56606 Contrib'n Reim & Don Op - Streets Roads & Depots	(15,000)	(12,500)	(51,200)
56610 Sundry Income - Streets Roads & Depots	(6,000)	0	(6,000)
Income Total	(105,000)	(96,500)	(134,900)
Streets Roads and Depots Total	5,017,500	4,708,900	4,678,600
Waste Minimisation			
Expenditure			
24520 Salaries - Waste Minimisation	154,500	145,500	159,100
24521 Other Employee Costs - Waste Minimisation	19,600	16,400	18,900
24525 Depreciation - Waste Minimisation	90,700	90,700	90,700
24527 Finance - Waste Minimisation	178,700	228,700	228,600
24538 Purchase of Product - Waste Minimisation	6,000	4,000	13,600
24552 Residential Kerbside - Waste Minimisation / PC71	1,918,400	2,212,800	2,280,600
24553 Residential Bulk - Waste Minimisation / PC72	460,900	441,300	400,000
24554 Commercial - Waste Minimisation / PC73	105,000	108,000	137,700
24555 Public Waste - Waste Minimisation / PC74	139,500	127,100	109,200
24556 Waste Strategy - Waste Minimisation / PC75	133,000	25,100	38,800
Expenditure Total	3,206,300	3,399,600	3,477,200
Income			
54501 Fees & Charges - Waste Minimisation	(3,281,000)	(3,599,100)	(3,587,100)
Income Total	(3,281,000)	(3,599,100)	(3,587,100)
Waste Minimisation Total	(74,700)	(199,500)	(109,900)
Technical Services Total	11,814,000	11,213,400	11,160,760
Total Operating	(871,700)	(806,700)	(175,240)

CITY OF NEDLANDS
CAPITAL WORKS & ACQUISITIONS BUDGET
FOR THE YEAR ENDING 30 JUNE 2015

LOCATION	DESCRIPTION	TOTAL COST	GRANTS / TRADE IN	NET COST TO CITY	COMMENTS / JUSTIFICATION
----------	-------------	------------	-------------------	------------------	--------------------------

PARKS & RESERVES, GREENWAYS AND BUSHCARE

Swanbourne Beach Reserve	Replace Handrail Network and Gates with Stainless Steel (148 m)	\$ 128,500	\$ -	\$ 128,500	Safety and risk management of failing infrastructure - urgent works
Mossvale Gardens	Install chain line fence along Underwood Avenue Boundary (Security Fence 38 m)	\$ 7,500	\$ -	\$ 7,500	Councillor request
Street Gardens & Verges	Refurbish Limestone & Brick Decorative Wall at The Marlows (111 m)	\$ 61,500	\$ -	\$ 61,500	Safety and risk management of failing infrastructure - urgent works
Mossvale Gardens	Install New Park Bench (Councillor request)	\$ 2,300	\$ -	\$ 2,300	Councillor request
Birdwood Parade Reserve	Replace Combo Table (As per Asset Audit)	\$ 7,700	\$ -	\$ 7,700	In accordance with Asset Audit and Forward Works Plan
Bishop Road Reserve	Replace Drinking Fountain (As per Asset Audit)	\$ 5,400	\$ -	\$ 5,400	In accordance with Asset Audit and Forward Works Plan
College Park	Replace Drinking Fountain (As per Asset Audit)	\$ 5,400	\$ -	\$ 5,400	In accordance with Asset Audit and Forward Works Plan
Harris Park	Replace Combo Table and Shelter (As per Asset Audit)	\$ 13,900	\$ -	\$ 13,900	In accordance with Asset Audit and Forward Works Plan
Peace Memorial Rose Garden	Replace Drinking Fountain (As per Asset Audit)	\$ 5,400	\$ -	\$ 5,400	In accordance with Asset Audit and Forward Works Plan
St Peters Square Gardens	Replace Drinking Fountain (As per Asset Audit)	\$ 5,400	\$ -	\$ 5,400	In accordance with Asset Audit and Forward Works Plan
Poplar Gardens	Replace Metal Standard Park Name Sign (As per Asset Audit)	\$ 8,100	\$ -	\$ 8,100	In accordance with Asset Audit and Forward Works Plan
Peace Memorial Rose Garden	Replace/Refurbish Gazebo (As per Asset Audit)	\$ 23,200	\$ -	\$ 23,200	In accordance with Asset Audit and Forward Works Plan
New Court Gardens	Replace/Refurbish Gazebo (As per Asset Audit)	\$ 23,200	\$ -	\$ 23,200	In accordance with Asset Audit and Forward Works Plan
Peace Memorial Rose Garden	Renew Rose Garden Beds	\$ 7,700	\$ -	\$ 7,700	In accordance with Parks Operational Plan
Increased Street Tree Planting	Increased Street Tree Planting to 650	\$ 35,000	\$ -	\$ 35,000	Councillor request
Masons Gardens	Renew Garden Beds - Include Fencing of Turtle Ponds	\$ 30,900	\$ -	\$ 30,900	In accordance with Parks Operational Plan
Melvista Oval	Upgrade Playground Including Shade Sails (As per Asset Audit) - Provision has been allowed (20% of total project cost) to provide a small shade sail to cover a gap in the shade provided by the tree canopy, at the southern end of the playground.	\$ 77,200	\$ -	\$ 77,200	In accordance with Asset Audit
Lawler Park	Upgrade Playground to Australian Standards (As per Asset Audit)	\$ 77,200	\$ -	\$ 77,200	In accordance with Asset Audit
Blain Park	Upgrade to Australian Standards (As per Asset Audit)	\$ 46,300	\$ -	\$ 46,300	In accordance with Asset Audit
Hamilton Park	Central Control Capable Cabinet (As per Irrigation Strategy)	\$ 22,100	\$ -	\$ 22,100	In accordance with Parks Operational Plan and Parks Asset Audit
Beaton Park	Central Control Capable Cabinet (As per Irrigation Strategy)	\$ 22,100	\$ -	\$ 22,100	In accordance with Parks Operational Plan and Parks Asset Audit
Rogersons Gardens	Central Control Capable Cabinet (As per Irrigation Strategy)	\$ 22,100	\$ -	\$ 22,100	In accordance with Parks Operational Plan and Parks Asset Audit
Montgomery Avenue Verge	Central Control Capable Cabinet x 2 (As per Irrigation Strategy)	\$ 44,200	\$ -	\$ 44,200	In accordance with Parks Operational Plan and Parks Asset Audit

LOCATION	DESCRIPTION	TOTAL COST	GRANTS / TRADE IN	NET COST TO CITY	COMMENTS / JUSTIFICATION
Pine Tree Park	Central Control Capable Cabinet (As per Irrigation Strategy)	\$ 22,100	\$ -	\$ 22,100	In accordance with Parks Operational Plan and Parks Asset Audit
Mt Claremont Reserve	Central Control Capable Cabinet (As per Irrigation Strategy)	\$ 22,100	\$ -	\$ 22,100	In accordance with Parks Operational Plan and Parks Asset Audit
New Court Gardens	Central Control Capable Cabinet (As per Irrigation Strategy)	\$ 22,100	\$ -	\$ 22,100	In accordance with Parks Operational Plan and Parks Asset Audit
Swanbourne Beach Reserve (and Oval)	Central Control Capable Cabinet x 2 (As per Irrigation Strategy)	\$ 32,100	\$ -	\$ 32,100	In accordance with Parks Operational Plan and Parks Asset Audit
Karella Park	Central Control Capable Cabinet (As per Irrigation Strategy)	\$ 22,100	\$ -	\$ 22,100	In accordance with Parks Operational Plan and Parks Asset Audit
Paiera Park	Central Control Capable Cabinet (As per Irrigation Strategy)	\$ 22,100	\$ -	\$ 22,100	In accordance with Parks Operational Plan and Parks Asset Audit
Brockman Reserve	Central Control Capable Cabinet (As per Irrigation Strategy)	\$ 22,100	\$ -	\$ 22,100	In accordance with Parks Operational Plan and Parks Asset Audit
Allen Park	Replace Basketball Backboard and Hoop (As per Asset Audit)	\$ 7,700	\$ -	\$ 7,700	In accordance with Asset Audit and Forward Works Plan
Allen Park	Replace Bike Rack x 6 (As per Asset Audit)	\$ 14,800	\$ -	\$ 14,800	In accordance with Asset Audit and Forward Works Plan
Beatrice Road Reserve	Replace Netball Hoop and Resurface Half Court (As per Asset Audit)	\$ 10,800	\$ -	\$ 10,800	In accordance with Asset Audit and Forward Works Plan
Paul Hasluck Reserve	Landscape Design Plan and Construction of Fenced Dog Park - Design component ~ 15% of project total; Dog Park component ~ 85%	\$ 61,800	\$ -	\$ 61,800	As per Council Resolution
Swanbourne	Beach fencing repairs and replacement	\$ 9,900	\$ -	\$ 9,900	Implement the Natural Area Plan and will ensure the long term protection of assets as identified in the Corporate Business Plan
Allen Park	Final 2 path upgrades to complete all upgrades at Allen Park	\$ 24,900	\$ -	\$ 24,900	In accordance with the Natural Area Path Network Policy, Corporate Business Plan & 10 Year Forward Works Plan
Point Resolution Reserve	Upgrade 1 eroded path - stage 1	\$ 90,000	\$ -	\$ 90,000	In accordance with the Natural Area Path Network Policy, Corporate Business Plan & 10 Year Forward Works Plan
Railway Reserve Stage 3	Greenway development along Railway Reserve Stage 3.	\$ 50,000	\$ -	\$ 50,000	This is aligned with the WESROC Greening Plan and Corporate Business Plan
TOTAL PARKS & RESERVES, GREENWAYS AND BUSHCARE		\$ 1,116,900	\$ -	\$ 1,116,900	

WALLS & JETTIES

Tawarri Jetty	Jetty Replacement - includes \$158k from insurance payout in reserve fund	\$ 738,300	\$ 407,200	\$ 331,100	
TOTAL WALLS & JETTIES		\$ 738,300	\$ 407,200	\$ 331,100	

SUSTAINABILITY

Bore installation	Mt Claremont Groundwater monitoring.	\$ 60,000	\$ -	\$ 60,000	Additional bores are needed to determine tip plume migration as part of risk management.
TOTAL SUSTAINABILITY		\$ 60,000	\$ -	\$ 60,000	

LOCATION	DESCRIPTION	TOTAL COST	GRANTS / TRADE IN	NET COST TO CITY	COMMENTS / JUSTIFICATION
----------	-------------	------------	-------------------	------------------	--------------------------

ENGINEERING**ROAD REHABILITATION & IMPROVEMENTS**

Stirling Highway Island Removal Loch St to Dalkeith Rd	Removal of 11 islands and linemarking gaps for two further intersections	\$ 72,000	\$ -	\$ 72,000	Black Spot project
Karella Street West / Williams Road	Create a successful turning radius for bus vehicles including road widening.	\$ 55,500	\$ -	\$ 55,500	Councillor request
Gordon Street Speed Humps Removal	Remove the 4 speed humps at Williams and Clifton. Humps were installed to assist with signage reversals and are no longer needed.	\$ 48,000	\$ -	\$ 48,000	Councillor request
Seaward Avenue	Add protection to roundabout	\$ 10,000	\$ -	\$ 10,000	
Burwood Street	Entire length	\$ 415,000	\$ -	\$ 415,000	As per Council Resolution
Carroll Street	Circle North to Browne Avenue, and Birdwood Parade intersection	\$ 164,900	\$ -	\$ 164,900	In accordance with the Forward Works Plan
Cygnat Crescent (North)	Wavell Road to Waratah Avenue	\$ 114,100	\$ -	\$ 114,100	In accordance with the Forward Works Plan
Hardy Road	Williams Road to Hampden Road excluding Clifton Street Intersection	\$ 529,200	\$ -	\$ 529,200	In accordance with the Forward Works Plan
Hynes Road	Viking Road to Leon Road	\$ 401,100	\$ -	\$ 401,100	In accordance with the Forward Works Plan
Joyce Street	Entire length	\$ 129,700	\$ -	\$ 129,700	In accordance with the Forward Works Plan
Karella Street	Dalkeith Road to Kinnimont Avenue	\$ 276,900	\$ -	\$ 276,900	In accordance with the Forward Works Plan
Langham Street	Entire length	\$ 850,400	\$ -	\$ 850,400	In accordance with the Forward Works Plan
Neville Road	Victoria Avenue to Hynes Road	\$ 88,000	\$ -	\$ 88,000	In accordance with the Forward Works Plan
Princess Road	Roundabout intersection with Vincent Street	\$ 227,000	\$ 48,900	\$ 178,100	In accordance with the Forward Works Plan
Rene Road	Waratah Avenue to Gallop Road	\$ 127,000	\$ -	\$ 127,000	In accordance with the Forward Works Plan
Sayer Street	Jameson Street intersection to Dune Court	\$ 79,700	\$ -	\$ 79,700	In accordance with the Forward Works Plan
Selby Street	Stubbs Terrace to Subiaco Boundary north of Lemnos Street	\$ 365,300	\$ -	\$ 365,300	In accordance with the Forward Works Plan
TOTAL ROAD REHABILITATION & IMPROVEMENTS		\$ 3,953,800	\$ 48,900	\$ 3,904,900	

FOOTPATHS

Stirling Highway	Slab Replacement	\$ 145,000	\$ -	\$ 145,000	Resident request
TOTAL FOOTPATHS		\$ 145,000	\$ -	\$ 145,000	

PARKING & BUS SHELTERS

Bridge Club	Resurface carpark and improve kerbs, drainage and linemarking	\$ 232,500	\$ 139,500	\$ 93,000	
Smyth Road Parking	From the chicane to Monash.	\$ 150,000	\$ -	\$ 150,000	
Bus Shelter Replacement	Part of the Corporate Business planned replacement of bus shelters	\$ 120,000	\$ 40,000	\$ 80,000	In accordance with the Corporate Business Plan
TOTAL PARKING & BUS SHELTERS		\$ 502,500	\$ 179,500	\$ 323,000	

LOCATION	DESCRIPTION	TOTAL COST	GRANTS / TRADE IN	NET COST TO CITY	COMMENTS / JUSTIFICATION
DRAINAGE IMPROVEMENTS					
Sump & Pit Renewal Program	Capital Sump and Pit Renewals	\$ 144,000	\$ -	\$ 144,000	In accordance with the Forward Works Plan
Carrington Catchment	Drainage improvements to resolve Loftus, Napier and Carrington flooding issues.	\$ 210,000	\$ -	\$ 210,000	
TOTAL DRAINAGE IMPROVEMENTS		\$ 354,000	\$ -	\$ 354,000	

PROPERTY SERVICES

John Leckie Pavilion	New entrance doors to the north and south end of the main hall.	\$ 23,700	\$ -	\$ 23,700	
Hackett Playground	14/15 Remove uneven concrete slabs on entry path and upgrade to universal access standard	\$ 21,300	\$ -	\$ 21,300	To meet the universal access standard
Allan Park Pavilion	Modest upgrade of facility to benefit sports club and children's play group. \$72,600 of required maintenance has been deferred to reserve fund in order to determine an upgrade of the facility to improve useability of the centre. Use Reserve Fund to carry out design in 14/15. Seek DSR funding for 15/16 and apply Reserve funds \$50,000 and deferred expenditure \$72,600. Clubs to provide \$25,000.	\$ 30,000	\$ -	\$ 30,000	
Mt Claremont Changerooms	Demolition of old toilet block and removal of septic tanks	\$ 15,000	\$ -	\$ 15,000	
College Park Family Centre	Replacement of roof sheeting	\$ 48,000	\$ -	\$ 48,000	
118 Wood St	Installation of retaining wall	\$ 18,000	\$ -	\$ 18,000	To stop encroaching dunes, repairs to entry door
PROCC	Modify and install front security door and windows.	\$ 18,600	\$ -	\$ 18,600	
Council Depot	Resheet sections of workshop roof and replace guttering. New shelter for workshop Pressure cleaners and equipment. Replace air-conditioner and noise proof office.	\$ 79,500	\$ -	\$ 79,500	
Council Buildings	Minor capital items, Upgrade to Council meeting room including new furnishings	\$ 60,000	\$ -	\$ 60,000	
Tresillian	Security cameras at front	\$ 9,000	\$ -	\$ 9,000	To assist disabled access and improve staff security
David Cruickshank	Masterplan Implementation including DSR grants to clubs of \$400k/\$100k/\$300k. Football contribution is \$75k in 14/15 and \$50k fitout in 15/16. Bowls contribution is \$300k. Tennis is not progressing.	\$ 2,105,000	\$ 475,000	\$ 1,630,000	
TOTAL PROPERTY SERVICES		\$ 2,428,100	\$ 475,000	\$ 1,953,100	

LOCATION	DESCRIPTION	TOTAL COST	GRANTS / TRADE IN	NET COST TO CITY	COMMENTS / JUSTIFICATION
INFORMATION TECHNOLOGY					
Chambers / Mtg Rms	Meeting rooms/Chambers A/V system upgrade	\$ 15,000	\$ -	\$ 15,000	Equipment is 5 years old - need replacing
Various	Disaster Recovery ESX servers, Extra Memory (Depot)	\$ 5,000	\$ -	\$ 5,000	Required for network
Various	SSD - VDI Rollout (Processing)	\$ 65,000	\$ -	\$ 65,000	Needed for expansion of virtual desktops
Various	iPads - CEO with SIM Card, Fleet, HR, Community Services, Planning and Technical Services	\$ 10,000	\$ -	\$ 10,000	Staff mobility
Mtg Rm	TV for meeting room to accommodate wireless	\$ 5,000	\$ -	\$ 5,000	Improve presentations
Libraries	eBook Readers for Library	\$ 2,000	\$ -	\$ 2,000	Service Level improvement
Libraries	Libraries - Monitor Upgrades (Larger)	\$ 3,000	\$ -	\$ 3,000	Service Level improvement
Various	Bluetooth data transfer, replace projectors	\$ 1,200	\$ -	\$ 1,200	Replace old projectors
Rangers	Camera Replacement	\$ 1,300	\$ -	\$ 1,300	
Rangers	Mobile Phone Replacement	\$ 4,000	\$ -	\$ 4,000	
Planning	Larger Screens view A3 drawings at scale	\$ 1,500	\$ -	\$ 1,500	
Broadway Hampden	Nedlands Council administration building wireless access	\$ 25,000	\$ -	\$ 25,000	
Various	Adobe Professional Licences	\$ 20,000	\$ -	\$ 20,000	
Various	Exchange Server Upgrade	\$ 30,000	\$ -	\$ 30,000	
Various	Security - Web Filtering Software	\$ 5,000	\$ -	\$ 5,000	
Various	VM View Instance - VDI Client	\$ 40,000	\$ -	\$ 40,000	
Various	Mobile Device Management Software	\$ 10,000	\$ -	\$ 10,000	
Various	Email Archive Solution - Redman	\$ 25,000	\$ -	\$ 25,000	
GIS	Intramaps8 - Upgrade	\$ 4,800	\$ -	\$ 4,800	
GIS	Integrate Asset Finda (new licenses)	\$ 2,000	\$ -	\$ 2,000	
GIS	Intramaps Roam	\$ 5,200	\$ -	\$ 5,200	
Asset Finda	Integration software for Intramaps	\$ 10,000	\$ -	\$ 10,000	
PROC	Photo collage software	\$ 1,000	\$ -	\$ 1,000	
Records	Snintex Workflow 2010 - Standard	\$ 12,700	\$ -	\$ 12,700	
Rangers	Licensing Support and Maintenance	\$ 20,000	\$ -	\$ 20,000	
TOTAL INFORMATION TECHNOLOGY		\$ 323,600	\$ -	\$ 323,600	

LOCATION	DESCRIPTION	TOTAL COST	GRANTS / TRADE IN	NET COST TO CITY	COMMENTS / JUSTIFICATION
PLANT OPERATING					
	1DGP126: Ford Ranger Retic body. Reticulation	\$ 24,600	\$ -	\$ 24,600	3 year changeover.
	1DPW742 : Ford Ranger crewcab utility. Parks	\$ 14,000	\$ -	\$ 14,000	3 year changeover.
	1DFL086 : Ford Ranger Crewcab Utility. Parks	\$ 18,000	\$ -	\$ 18,000	3 year changeover.
	1DNG457 : Nissan Navara 4x4 Crewcab Utility. Buildings	\$ 20,200	\$ -	\$ 20,200	3 year changeover.
	1DTL603 : Ford Falcon Alloy tray Utility. Buildings	\$ 19,400	\$ -	\$ 19,400	3 year changeover.
	1DTL604 : Ford Falcon Alloy tray Utility. Buildings	\$ 19,400	\$ -	\$ 19,400	3 year changeover.
	1DFL086 : Ford Ranger 4x4 Crewcab Utility. Natural Areas	\$ 16,600	\$ -	\$ 16,600	3 year changeover.
	1DCK860 : Toyota Van. Workshop	\$ 23,900	\$ -	\$ 23,900	5 year changeover.
	1DRY084 : Nissan Wagon. Mgr Comm Svcs. Comm Development	\$ 18,800	\$ -	\$ 18,800	3 year changeover.
	1DRY085 : Nissan Wagon. Coordinator Library Services.	\$ 13,800	\$ -	\$ 13,800	3 year changeover.
	1DRY083 : Nissan Wagon. Mgr Corp Services	\$ 18,800	\$ -	\$ 18,800	3 year changeover.
	1DRS842 : Nissan Wagon. Mgr Property Services	\$ 18,800	\$ -	\$ 18,800	3 year changeover.
	1DSF070 : Nissan Wagon. Mgr Stat Planning	\$ 18,800	\$ -	\$ 18,800	3 year changeover.
	1DRR891 : Hyundai i45 Sedan. Mgr Comm Services	\$ 23,800	\$ -	\$ 23,800	3 year changeover.
	1DSE532 :Hyundai i45 Sedan. Mgr Human Resources	\$ 23,800	\$ -	\$ 23,800	3 year changeover.
	1DSE176 : Nissan Wagon. Dev Compliance Coord	\$ 16,900	\$ -	\$ 16,900	3 year changeover.
	1DWC841 : Hyundai i30 Hatchback. Rangers Parking	\$ 12,400	\$ -	\$ 12,400	3 year changeover.
	1DWM761 : Nissan Wagon. Supv Home Support NCC.	\$ -	\$ -	\$ -	HAAC funded
	1ECB139 : Ford G6E Sedan. CEO	\$ 22,700	\$ -	\$ 22,700	Shift to 4 cyl Volkswagen diesel as per high kilometer changeover.
	1DBJ906 : Hino Flatbed Truck with Crane Parks Maintenance	\$ 26,800	\$ -	\$ 26,800	Smaller vehicle Required. Flatbed with crane.
	1CEN346 : Mitsubishi Fuso Tipper Truck Works Dep't	\$ 114,100	\$ -	\$ 114,100	8 year changeover
	Brushcutters (8) Stihl FS360 (Two for Bushcare)	\$ 7,900	\$ -	\$ 7,900	Annual changeover
	Chainsaws /Blowers (4 each)	\$ 6,600	\$ -	\$ 6,600	Trading oldest serial numbers
	Stihl HT75 Pole pruner	\$ 1,300	\$ -	\$ 1,300	Trading oldest serial numbers
	Stihl HL75 Pole hedge trimmer	\$ 1,300	\$ -	\$ 1,300	Trading oldest serial numbers
	Polmac 7x5 Single axle trailer. Hot dip galvanised. For Retic.	\$ 2,500	\$ -	\$ 2,500	5 year changeover
	Workshop tools	\$ 2,000	\$ -	\$ 2,000	Annual allowance
	Minor tools Works	\$ 2,000	\$ -	\$ 2,000	Annual allowance
	Minor tools Parks	\$ 2,000	\$ -	\$ 2,000	Annual allowance
	Minor tools Bushcare	\$ 2,000	\$ -	\$ 2,000	Annual allowance
TOTAL PLANT OPERATING		\$ 513,200	\$ -	\$ 513,200	
TOTAL CAPITAL WORKS & ACQUISITIONS		\$ 10,135,400	\$ 1,110,600	\$ 9,024,800	

CITY OF NEDLANDS
BUDGET
FOR THE YEAR ENDING 30 JUNE 2015

Schedule of Fees & Charges

Particulars		2013/14	2014/15	GST
		Fees	Fees	Y/N
Corporate & Strategy Fees				
Photocopying				
A4	B & W/per page		\$0.20	Y
	Colour/per page		\$0.60	Y
A3	B & W/per page		\$0.40	Y
	Colour/per page		\$1.20	Y
A2	B & W/per page		\$1.80	Y
	Colour/per page		\$5.20	Y
A1	B & W/per page		\$2.20	Y
	Colour/per page		\$6.60	Y
A0	B & W/per page		\$4.00	Y
	Colour/per page		\$12.00	Y
Finance				
Credit Card Payment Surcharge	Payment made by a credit card (Visa or MasterCard)	0.6%	0.6%	Y
Admin fee for a dishonoured payment	On cheques or other electronic payments. Per payment.	\$20.00	\$20.00	Y
Admin fee for re-issuing a cheque	Lost or expired cheque by a creditor. Per cheque.	\$20.00	\$20.00	Y
Interest on sundry debtor after 60 days overdue		6%	6%	N
Rates				
Orders and Requisitions		\$75.00	\$80.00	N
Rates Enquiries / Statement of Rates		\$45.00	\$50.00	N
Charge for instalment payment		\$33.00	\$36.00	N
Charge for direct debit & payment arrangement		\$30.00	\$30.00	N
Late payment penalty rate		11%	11%	N
Instalment interest rate		5.5%	5.5%	N
Freedom of Information (Under the Freedom of Information Act 1992, s. 12 pg, 6)				
Personal information about the applicant		Free	Free	N
Application fee - non personal information		\$30.00	\$30.00	N
Charge for time dealing with the application (per hour, or pro rata)		\$30.00	\$30.00	N
Access time supervised by staff (per hour, or pro rata)		\$30.00	\$30.00	N
Photocopying staff time (per hour, or pro rata)		\$30.00	\$30.00	N
Photocopy/per page		\$0.20	\$0.20	N
Transcribing from tape, film or computer (per hour, or pro rata)		\$30.00	\$30.00	N
Duplicating a tape, film or computer information		Actual Cost	Actual Cost	N
Delivery, packaging and postage		Actual Cost	Actual Cost	N

Particulars		2013/14	2014/15	GST
		Fees	Fees	Y/N
Advance deposit may be required of the estimated charges		25%	25%	N
Further advance deposit may be required to meet the charges for dealing with the application		75%	75%	N

Particulars		2013/14	2014/15	GST
		Fees	Fees	Y/N
Planning Fees				
Fees are subject to change once the State Government introduce a new fee schedule for the 2014/15 FY.				
Development Application Fees (excluding an Extractive Industry)*	Not more than \$50,000	\$147.00	\$147.00	N
Estimated Cost Of Development	More than \$50,000 but not more than \$500,000	0.32% of the estimated cost of development	0.32% of the estimated cost of development	N
	More than \$500,000 but not more than \$2.5 million	\$1,700 + 0.257% for every \$1 in excess of \$500,000	\$1,700 + 0.257% for every \$1 in excess of \$500,000	N
	More than \$2.5 million but not more than \$5 million	\$7,161 + 0.206% for every \$1 in excess of \$2.5 million	\$7,161 + 0.206% for every \$1 in excess of \$2.5 million	N
	More than \$5 million but not more than \$21.5 million	\$12,633 + 0.123% for every \$1 in excess of \$5 million	\$12,633 + 0.123% for every \$1 in excess of \$5 million	N
	More than \$21.5 million	\$34,196.00	\$34,196.00	N
Provision of a Subdivision Clearance (incl. Strata Survey)*	Per lot	\$73.00	\$73.00	N
Not more than 5 Lots	First 5 Lots - per lot	\$73.00	\$73.00	N
More than 5 Lots but not more than 195 Lots	Each subsequent lot - per lot	\$35.00	\$35.00	N
More than 195 Lots		\$7,393.00	\$7,393.00	N
Scheme Amendments, Structure Plans and Outline Development Plans	As deposit on lodgement - Scheme Amendment	\$2,500.00	\$2,500.00	Y
Based on estimated actual costs at the following Statutory Rates.		\$15,000.00	\$15,000.00	Y
As deposit on lodgement - Structure Plan/Outline Development Plan	Per Hour	\$88.00	\$88.00	Y
Director/Council Planner	Per Hour	\$66.00	\$66.00	Y
Manager/Senior Planner	Per Hour	\$36.86	\$36.80	Y
Planning Officer	Per Hour	\$36.86	\$36.80	Y
Other Staff e.g. Environmental Health	Per Hour	\$30.20	\$30.20	Y
Secretarial/Administrative				
Other Planning Fees*		\$115.00	\$115.00	N
Section 40 Certificate		\$73.00	\$73.00	N
Issue of Zoning Certificate		\$73.00	\$73.00	Y

Particulars		2013/14	2014/15	GST
		Fees	Fees	Y/N
Property Settlement Questionnaire response		\$73.00	\$73.00	Y
Issue of Written Planning Advice		\$295.00	\$295.00	N
Change of Use/Continuation of Non Conforming Use	Initial application where home business has not commenced.	\$222.00	\$222.00	N
Home Business	*Determining a retrospective application for a change of use/continuation of non-conforming use.	\$885.00	\$885.00	N
	*Determining a retrospective application for home occupation.	\$666.00	\$666.00	N
	Renewal where application is made before the approval expires(Per Annum)	\$73.00	\$73.00	N
		\$219.00	\$219.00	N
	Town Planning Scheme Text	\$62.50	\$62.50	Y
Publications	Town Planning Scheme Maps	\$115.00	\$115.00	Y
* Retrospective Planning Fees are the usual fees for the application plus, by way of penalty, twice the fees. In other words three times the fees.				
DAP Fees				
Fees payable in addition to Local Government Development Application Fee for planning applications required to be determined by a development assessment. panel.	Not less than \$3 million and less than \$7 million	\$3,503.00	\$3,503.00	N
	Not less than \$7 million and less than \$10 million	\$5,409.00	\$5,409.00	N
	Not less than \$10 million and less than \$12.5 million	\$5,885.00	\$5,885.00	N
	Not less than \$12.5 million and less than \$15 million	\$6,053.00	\$6,053.00	N

Particulars		2013/14	2014/15	GST
		Fees	Fees	Y/N
	Not less than \$15 million and less than \$17.5 million	\$6,221.00	\$6,221.00	N
	Not less than \$17.5 million and less than \$20 million	\$6,390.00	\$6,390.00	N
	\$20 million or more	\$6,557.00	\$6,557.00	N
	Minor amendment application	\$150.00	\$150.00	N
Other Fees				
Subdivision Crossover Clearance Bond				N
Crossover Clearance Inspection Fee	This fee will be deducted from Subdivision Crossover Clearance Bond	\$3,000.00	\$3,000.00	N
		\$140.00	\$140.00	Y

Particulars		2013/14	2014/15	GST
		Fees	Fees	Y/N
Building Fees				
Building Fees - As prescribed by Building Regulations 2012, Schedule 2				
Division 1 - Applications for Building / Demolition permits				
(1) Certified Application for a building permit (s.16(1))	(a) for building work for a Class 1 or Class 10 building or incidental structure	0.19% of the estimated value of the building work as determined by the relevant permit authority, but not less than \$90	0.19% of the estimated value of the building work as determined by the relevant permit authority, but not less than \$90	N
	(b) for building work for a Class 2 to Class 9 building or incidental structure	0.09% of the estimated value of the building work as determined by the relevant permit authority, but not less than \$90	0.09% of the estimated value of the building work as determined by the relevant permit authority, but not less than \$90	N
(2) Uncertified application for a building permit (s.16(1))		0.32% of the estimated value of the building work as determined by the relevant permit authority, but not less than \$90	0.32% of the estimated value of the building work as determined by the relevant permit authority, but not less than \$90	N
(3) Application for a demolition permit (s.16(1))	(a) for demolition work in respect of a Class 1 or Class 10 building or incidental structure	\$90.00	\$90.00	N
	(b) for demolition work for a Class 2 to Class 9 building or incidental structure	\$90 for each story of the building	\$90 for each story of the building	N

Particulars		2013/14	2014/15	GST
		Fees	Fees	Y/N
(4) Application to extend the time during which a building or demolition has effect (s. 32(3)(f))		\$90.00	\$90.00	N
Division 2 - Applications for occupancy permits, building approval certificates				N
(1) Application for occupancy permit for a completed building (s.46)		\$90.00	\$90.00	N
(2) Application for a temporary occupancy for an incomplete building (s.47)		\$90.00	\$90.00	N
(3) Application for modification of an occupancy permit for additional use of a building on a temporary basis (s.48)		\$90.00	\$90.00	N
(4) Application for a replacement occupancy permit for permanent change of the building's use classification (s.49)		\$90.00	\$90.00	N
(5) Application for an occupancy permit or building approval certificate for registration of strata scheme, plan of re-subdivision (s.50(1)and (2))		\$10.00 for each strata unit covered by the application, but not less than \$100.00	\$10.00 for each strata unit covered by the application, but not less than \$100.00	N
(6) Application for an occupancy permit for a building in respect of which unauthorised work has been done (s.51(2))		0.18% of the estimated value of the unauthorised work as determined by the relevant permit authority, but not less an \$90.00	0.18% of the estimated value of the unauthorised work as determined by the relevant permit authority, but not less an \$90.00	N
(7) Application for a building approval certificate for a building in respect of which unauthorised work has been done (s.51(3))		0.38% of the estimated value of the unauthorised work as determined by the relevant permit authority, but not less than \$90.00	0.38% of the estimated value of the unauthorised work as determined by the relevant permit authority, but not less than \$90.00	N
(8) Application to replace an occupancy permit for an existing building (s.52(1))		\$90.00	\$90.00	N
(9) Application for a building approval certificate for an existing building where unauthorised work has not been done (s.52(2))		\$90.00	\$90.00	N

Particulars		2013/14	2014/15	GST
		Fees	Fees	Y/N
(10) Application to extend the time during which an occupancy permit or building approval certificate has effect (s.65(3)(a))		\$90.00	\$90.00	N
Swimming Pool Fees				
Non programmed swimming pool inspection	Hourly rate	\$85.00	\$51.00	Y
Mandatory 3 yearly swimming pool inspection	Annual charge	\$44.00	\$55.00	N
Miscellaneous Building Fees				
Copies of House Plans - Includes up to 2 x A1 drawings, extra copies at Normal photocopy cost	Within 7 days	\$65.00	\$65.00	N
	Within 48 hours	\$200.00	\$200.00	N
Certification Fees				
This relates to buildings up to 2,000m ² in floor area and max 3 storeys high only. Larger buildings will require private certification of the CBC before application for retrospective approval or occupancy permit.				
Certificate of Building Compliance			Minimum \$500 or 0.15% of the Value of Work	Y
Certificate of Construction Compliance			Minimum \$500 or 0.15% of the Value of Work	Y
Verge Materials Permit				
Permit to place materials on the nature strip/verge.				
Relates to building work to Class 10 structures, allowable area 20m ²	6 month		\$120.00	N
Relates to building work to Class 1 structure additions, allowable area 30m ²	12 month		\$240.00	N
Relates to building work to Class 1 new dwellings, allowable area 40m ²	24 month		\$480.00	N

Particulars		2013/14	2014/15	GST
		Fees	Fees	Y/N
Tresillian				
Room Hire				
Yoga Room	Hourly	\$32.00	\$33.00	Y
	1/2 Day (6 hrs)	\$141.00	\$145.00	Y
	1 Day	\$204.00	\$210.00	Y
	2 Days	\$245.00	\$252.00	Y
	3 Days	\$300.00	\$309.00	Y
	4 Days	\$324.00	\$334.00	Y
	5 Days	\$355.00	\$366.00	Y
	6 Days	\$366.00	\$378.00	Y
	Weekly	\$427.00	\$441.00	Y
Craft, Sitting, Front, or Veranda Room	Hourly	\$24.00	\$25.00	Y
	1/2 Day (6 hrs)	\$108.00	\$111.00	Y
	1 Day	\$155.00	\$160.00	Y
	2 Days	\$187.00	\$193.00	Y
	3 Days	\$231.00	\$240.00	Y
	4 Days	\$248.00	\$255.00	Y
	5 Days	\$270.00	\$278.00	Y
	6 Days	\$279.00	\$288.00	Y
	Weekly	\$322.00	\$336.00	Y
Language or Resource Room	Hourly	\$19.00	\$20.00	Y
	1/2 Day (6 hrs)	\$80.00	\$82.00	Y
	1 Day	\$114.00	\$117.00	Y
	2 Days	\$138.00	\$142.00	Y
	3 Days	\$171.00	\$177.00	Y
	4 Days	\$182.00	\$187.00	Y
	5 Days	\$200.00	\$206.00	Y
	6 Days	\$207.00	\$213.00	Y
	Weekly	\$245.00	\$252.00	Y
Playcentre	Hourly	\$40.00	\$41.00	Y
		\$183.00	\$188.00	Y
	1 Day	\$258.00	\$266.00	Y
	2 Days	\$312.00	\$321.00	Y
	3 Days	\$393.00	\$405.00	Y
	4 Days	\$416.00	\$428.00	Y
	5 Days	\$455.00	\$469.00	Y
	6 Days	\$465.00	\$480.00	Y
	Weekly	\$546.00	\$567.00	Y
Studio /Room Rentals				
Courtyard	Annual	\$2,028.00	\$2,100.00	Y
Garage	Annual	\$4,032.00	\$4,164.00	Y
The Studio	Annual	\$2,760.00	\$2,844.00	Y
Green Room + entry & bathroom	Annual	\$4,140.00	\$4,272.00	Y
Café	Annual	\$3,948.00	\$4,068.00	Y
Corner Studio	Annual	\$3,684.00	\$3,804.00	Y
Garden Studio	Annual	\$4,236.00	\$4,368.00	Y
Language Studio	Annual	\$1,368.00	\$1,416.00	Y
Studio 8	Annual	\$4,236.00	\$4,368.00	Y

Particulars		2013/14	2014/15	GST
		Fees	Fees	Y/N
Annual Memberships				
Individual	Resident of Nedlands	\$26.00	\$27.00	Y
	Non-Resident of Nedlands	\$33.50	\$35.00	Y
Family	Resident of Nedlands	\$33.50	\$35.00	Y
	Non-Resident of Nedlands	\$42.00	\$43.00	Y
Playcentre Members				
Child under 2 years	Per hour	\$11.50	\$12.00	Y
Child 2 years and older	Per hour	\$9.50	\$10.00	Y
Playcentre Non-Members				
Child under 2 years	Per hour	\$16.50	\$17.00	Y
Child 2 years and older	Per hour	\$13.50	\$14.00	Y
Sundry				
Photocopies /Printing	B&W: A4 - single sided	\$0.20	\$0.20	Y
	B&W: A4 - double sided	\$0.40	\$0.40	Y
	B&W: A3 - single sided	\$0.30	\$0.30	Y
	B&W: A3 - double sided	\$0.60	\$0.60	Y
	Colour: A4 - single sided	\$0.50	\$0.50	Y
	Colour: A4 - double sided	\$1.00	\$1.00	Y
	Colour: A3 - single sided	\$1.00	\$1.00	Y
	Colour: A3 - double sided	\$2.00	\$2.00	Y
Telephone	Local Call	\$0.50	\$0.50	Y
Laminating	A4	\$2.60	\$2.60	Y
	A3	\$3.10	\$3.10	Y
Advertising in Tresillian Newsletter (including design work)				
Business Card Size	A7	\$72.50	\$75.00	Y
Quarter Page	A6	\$140.00	\$144.00	
Half Page	A5	\$280.00	\$288.00	Y
Exhibitions/Displays				
Exhibition Fees		\$1,285.00	\$1,325.00	Y
Commission on Sales		25%	25%	Y
Course Fees				
Charges for Individual Courses	Based on 50% cost recovery model.			
	Concession Card holders receive a 10 % discount on fees.			

Particulars		2013/14	2014/15	GST
		Fees	Fees	Y/N
Library Services				
Fees				
Fax - Send - 1st Page	Metro Area	\$3.00	\$3.00	Y
	Country	\$4.00	\$4.00	Y
	Interstate	\$4.00	\$4.00	Y
	Overseas	\$6.00	\$6.00	Y
Fax - Send - Extra Page Each	Metro Area	\$1.00	\$1.00	Y
	Country	\$1.00	\$1.00	Y
	Interstate	\$2.00	\$2.00	Y
	Overseas	\$2.00	\$2.00	Y
Fax - Receive	Up to 5 pages	\$2.00	\$2.00	Y
	Extra Page Each	\$0.50	\$0.50	Y
Photocopies / Printing - Per Page	B&W: A4 - single sided	\$0.20	\$0.20	Y
	B&W: A4 - double sided	\$0.40	\$0.40	Y
	B&W: A3 - single sided	\$0.20	\$0.20	Y
	B&W: A3 - double sided	\$0.40	\$0.40	Y
	Colour: A4 - single sided	\$0.50	\$0.50	Y
	Colour: A4 - double sided	\$1.00	\$1.00	Y
	Colour: A3 - single sided	\$1.00	\$1.00	Y
	Colour: A3 - double sided	\$2.00	\$2.00	Y
Laminating - Per Page	A4	\$2.00	\$2.00	Y
	A3	\$3.00	\$3.00	Y
	Poster	\$10.00	\$10.00	Y
Holiday Activities				
Outside Performer (Per Child) as required	Daily	\$5.00	\$5.00	Y
Adult events and workshops				
Per workshop and session as required	Per session	\$5 - \$10	\$5 - \$10	y
Other				
Replace Library Card (Within 2 Years)		\$5.00	\$5.00	Y
Sale of Library Bags	Depends on bag	\$1 - \$5	\$1 - \$5	Y
Sale of Discarded Library Stock		\$2 - \$10	\$2 - \$10	Y
Administration and Late Return Penalty		\$3.00	\$3.00	Y
Promotional Materials (Various)		\$0.50 - \$30	\$0.50 - \$30	Y
Uncollected Inter Library Loan		\$2.00	\$2.00	Y
Hire of Bookclub Book Sets	Per set (10 volumes)	\$20.00	\$20.00	Y
Charge on lost or damaged items	Per item	Priced individually	Priced individually	Y
Training Room Hire				
Without computer use	Hourly	\$15.00	\$20.00	Y

Particulars		2013/14	2014/15	GST
		Fees	Fees	Y/N
	Daily	\$80.00	\$100.00	Y
With computer use	Hourly	\$20.00	\$25.00	Y
	Daily	\$120.00	\$125.00	Y

Particulars		2013/14	2014/15	GST
		Fees	Fees	Y/N
PRCC - Child Care Services				
Effective from 01/07/2014 to 31/12/2014				
Daily		\$85.00	\$115.00	N
Sessional	Morning	\$55.00	\$75.00	N
	Afternoon	\$55.00	\$75.00	N
Casual booking fee (non-refundable)	Half day	\$25.00	\$30.00	N
	Full day	\$35.00	\$40.00	N
Administration Fee	Annual	\$110.00	\$135.00	N
Late Fee	Late Collecting Child	\$30.00	\$35.00	N

Particulars		2013/14	2014/15	GST
		Fees	Fees	Y/N
NCC - Aged and Disabled Services				
Nedlands Community Care (NCC)				
Maximum of 6 hours per week of service available per client in all income categories				
Eligible clients: Income - Single \$0 to \$46,105; couple \$0 to \$74,997	Fee per Unit of Service*	\$8.00	\$8.00	N
Eligible Clients: Income - Single - \$46,106 to \$50,000; Couple \$74,998 to \$80,000	Fee per Unit of Service*	\$10.00	\$10.00	N
Eligible Clients: Income - Single \$46,106 - \$50,000; Couple \$74,998 - \$80,000	Fee per Unit of Service*	Unit Cost**	Unit Cost**	N
*Unit of service is a single service provided within a specified timeframe.				
**Unit cost is used to describe the actual cost of providing a unit of service calculated annually using the formula specified in the HACC Safeguards Policy.				
Eligible clients: Income - Single \$0 to \$46,105; Couple \$0 to \$74,997	Fee limit (cap) per week	\$50.00	\$64.00	N
Eligible Clients: Income - Single \$46,106 - \$50,000; Couple \$74,998 - \$80,000	Fee limit (cap) per week	\$138.00	\$154.00	N
Day Respite Centre				
Full Day (includes meal @ \$7.00 and transport)	Per Day	\$18.00	\$20.75	N
Transport				
Transport	Return Trip	\$8.00	\$10.00	N
	One Way	\$8.00	\$5.00	N

Particulars		2013/14	2014/15	GST
		Fees	Fees	Y/N
Positive Ageing - Activity Fees				
Affinity Club Membership	Annual	\$20.00	\$20.00	N
Yoga	Member	\$7.00	\$7.00	N
	Non Member	\$9.00	\$9.00	N
China Painting	Member	\$10.00	\$10.00	N
	Non Member	\$10.00	\$10.00	N
Tai Chi	Member	\$8.00	\$8.00	N
	Non Member	\$10.00	\$10.00	N
Social Dance	Member	\$10.00	\$10.00	N
	Non Member	\$15.00	\$15.00	N
Good Company Group	Member	\$5.00	\$5.00	N
	Non Member	\$7.00	\$7.00	N
Computer Cafe Club	Member	\$6.00	\$6.00	N
	Non Member	\$10.00	\$10.00	N
Ballroom Dancing	Member	\$4.50	\$4.50	N
	Non Member	\$6.00	\$6.00	N
Mah Jong	Member	\$3.50	\$3.50	N
	Non Member	\$5.00	\$5.00	N
				N
Laughter Yoga	Member	\$3.00	\$3.00	N
	Non Member	\$4.00	\$4.00	N
				N
Self Defence	Member	\$15.00	\$15.00	N
	Non Member	\$18.00	\$18.00	N

Particulars		2013/14	2014/15	GST
		Fees	Fees	Y/N
Grounds Hire - Recreation				
Ground Usage				
Tennis Courts				
Tennis Court Hire - Adults (18 yrs and over)	All Courts, Per hour	\$10.50	\$11.00	Y
Tennis Court Hire - Juniors (under 18 yrs) and Seniors (60 + yrs)	All Courts, Per hour	\$6.00	\$6.50	Y
Tennis Court Hire Professional Coach - Adults (18 yrs and over)	All Courts, Per hour	\$14.50	\$15.00	Y
Tennis Court Hire Professional Coach - Juniors (under 18 yrs) and Seniors (60 + yrs)	All Courts, Per hour	\$9.00	\$9.50	Y
Commercial / Private				
Ground Key Bond	All grounds use	\$74.50	\$77.00	N
Personal Trainers All Grounds Permit - N location guarantee	Annual	\$1,050.00	\$1,100.00	Y
	6 months	\$630.00	\$660.00	Y
	1 month	\$105.00	\$110.00	Y
All Grounds - Sporting - Including Personal Trainers for specific location	Hourly	\$24.00	\$25.00	Y
	Daily	\$175.00	\$182.00	Y
All Grounds - Non-sporting	Hourly	\$24.00	\$25.00	Y
	Daily	\$175.00	\$182.00	Y
School				
All Grounds - All pitches/fields on ground	Hourly - Before 3 pm	\$12.00	\$12.50	Y
	Hourly - After 3 pm	\$15.00	\$15.50	Y
	Daily	\$175.00	\$180.00	Y
	Per term rate - Before 3pm	\$210.00	\$217.00	Y
	All terms rate - Before 3pm	\$630.00	\$650.00	Y
Community / Sporting Club				
All Grounds - Sporting - Per pitch/field	Per hour	\$15.00	\$15.50	Y
	Daily	\$100.00	\$105.00	Y
All Grounds - Non-sporting - per pitch/field	Per hour	\$15.50	\$15.50	Y
	Daily	\$100.00	\$100.00	Y
Turf facilities	Per Fixture	\$360.00	\$375.00	Y
Unauthorised (N booking) Ground Use Fine	Fine only. Separate usage charge will incur.	\$220.00	\$260.00	N
Inappropriate Ground Use Fine	Leaving metal items on the reserve (i.e. Pegs)	\$210.00	\$220.00	N
Specialised Services - Administration Labour Rate - Per hour		\$99.00	\$102.00	Y

Particulars		2013/14	2014/15	GST
		Fees	Fees	Y/N
	Rangers - 1 x person + a vehicle	\$57.00	\$59.00	Y
	Building - 1 x person + a vehicle	\$54.00	\$56.00	Y
Contributions to Bore Maintenance - as per lease agreement	Dalkeith Bowling Club	\$859.00	\$885.00	Y
	Hollywood Bowling Club	\$859.00	\$885.00	Y
	Dalkeith Tennis Club	\$1,716.00	\$1,768.00	Y
	Nedlands Tennis Club	\$859.00	\$885.00	Y
	Allen Park Tennis Club	\$1,716.00	\$1,768.00	Y
	Nedlands Croquet Club	\$859.00	\$885.00	Y
Senior Team				
	Ground Hire - fixture game days only - Daily	\$24.00	\$25.00	Y
	Ground Hire - Training - Per hour	\$3.00	\$3.50	Y
Rugby Goals	Supply, installation, removal, storage and maintenance of one set of goals	\$1,505.20	\$1,551.00	Y
Senior Aussie Rules Goals		\$1,848.60	\$1,905.00	Y
Hockey Goals		\$385.00	\$397.00	Y
Senior Soccer Goals		\$1,145.90	\$1,181.00	Y
Preparation of Turf Cricket Wicket/s	College Park East (1x centre wicket)	\$1,528.50	\$1,575.00	Y
	College Park West (1x centre wicket)	\$1,528.50	\$1,575.00	Y
	Allen Park (1 centre wicket & 1 practice block)	\$4,629.00	\$4,768.00	Y
	Melvista Oval (1 centre wicket & 1 practice block)	\$4,629.00	\$4,768.00	Y
Purchase, delivery and spreading of Red dirt for Baseball mounds and bases		\$402.80	\$415.00	Y
Electricity costs to operate oval flood lights per hour per oval	Charles Court Reserve - Rugby Area	\$3.50	\$4.00	Y
(Winter from 6 pm, Summer from 7 pm)	Charles Court Reserve - Soccer Area	\$1.80	\$2.00	Y
	Melvista Oval (new)	\$11.80	\$12.50	Y

Particulars		2013/14	2014/15	GST
		Fees	Fees	Y/N
	DC Cruickshank Reserve	\$4.70	\$5.00	Y
	Mt Claremont Oval	\$2.40	\$2.50	Y
	Allen Park Upper Oval	\$9.50	\$10.00	Y
	Allen Park Lower Oval	\$1.80	\$2.00	Y
	College Park Upper Oval	\$5.30	\$5.50	Y
	College Park Lower Oval	\$4.20	\$4.50	Y
	Highview Oval	\$16.60	\$17.50	Y
Additional Lawn Mowing Per Session Per Oval		\$235.30	\$242.50	Y
Initial set up and line marking per field per sport	Rugby	\$264.00	\$272.00	Y
	Junior Aussie Rules	\$145.00	\$149.50	Y
	Senior Aussie Rules	\$264.00	\$272.00	Y
	Hockey	\$264.00	\$272.00	Y
	Senior Soccer	\$264.00	\$272.00	Y
	Junior Soccer	\$145.00	\$149.50	Y
	Baseball	\$222.00	\$229.00	Y
	Tball	\$138.00	\$142.50	Y
Junior Team (50% of Senior Team fee)				
Ground Hire - fixture game days only - Daily		\$12.00	\$12.50	Y
Ground Hire - Training - Per hour		\$1.50	\$1.80	Y
Rugby Goals	Supply, installation, removal, storage and maintenance of one set of goals	\$750.00	\$775.50	Y
Senior Aussie Rules Goals		\$920.00	\$952.50	Y
Hockey Goals		\$190.00	\$198.50	Y
Senior Soccer Goals		\$570.00	\$590.50	Y
Preparation of Turf Cricket Wicket/s	College Park East (1x centre wicket)	\$760.00	\$787.50	Y
	College Park West (1x centre wicket)	\$760.00	\$787.50	Y
	Allen Park (1x centre wicket & 1 x practice block)	\$2,320.00	\$2,384.00	Y
	Melvista Oval (1 centre wicket & 1 practice block)	\$2,320.00	\$2,384.00	Y
Purchase, delivery and spreading of Red dirt for Baseball mounds and bases		\$200.00	\$207.50	Y

Particulars		2013/14	2014/15	GST
		Fees	Fees	Y/N
Electricity costs to operate oval flood lights per hour per oval	Charles Court Reserve - Rugby Area	\$1.70	\$2.00	Y
(Winter from 6 pm, Summer from 7 pm)	Charles Court Reserve - Soccer Area	\$0.90	\$1.00	Y
	Melvista Oval (new)	\$5.80	\$6.30	Y
	DC Cruickshank Reserve	\$2.30	\$2.50	Y
	Mt Claremont Oval	\$1.20	\$1.30	Y
	Allen Park Upper Oval	\$4.70	\$5.00	Y
	Allen Park Lower Oval	\$0.90	\$1.00	Y
	College Park Upper Oval	\$2.70	\$2.80	Y
	College Park Lower Oval	\$2.00	\$2.30	Y
	Highview Oval	\$8.20	\$8.80	Y
Additional lawn mowing per session per oval		\$117.70	\$121.30	Y
Initial set up and line marking per field per sport	Rugby	\$132.00	\$136.00	Y
	Junior Aussie Rules	\$72.50	\$74.80	Y
	Senior Aussie Rules	\$132.00	\$136.00	Y
	Hockey	\$132.00	\$136.00	Y
	Senior Soccer	\$132.00	\$136.00	Y
	Junior Soccer	\$72.50	\$74.80	Y
	Baseball	\$111.00	\$114.50	Y
	Tball	\$69.00	\$71.30	Y
Junior & Senior Teams (75% of Senior Team fee)				
Ground Hire - fixture game days only - Daily		\$19.00	\$20.00	Y
Ground Hire - Training - Per hour		\$2.00	\$2.50	Y
Rugby Goals	Supply, installation, removal, storage and maintenance of one set of goals	\$1,130.00	\$1,163.30	Y
Senior Aussie Rules Goals		\$1,390.00	\$1,428.80	Y
Hockey Goals		\$280.00	\$297.80	Y
Senior Soccer Goals		\$860.00	\$885.80	Y
Preparation of Turf Cricket Wicket/s	College Park East (1x centre wicket)	\$1,150.00	\$1,181.30	Y
	College Park West (1x centre wicket)	\$1,150.00	\$1,181.30	Y

Particulars		2013/14	2014/15	GST
		Fees	Fees	Y/N
	Allen Park (1x centre wicket & 1 x practice block)	\$3,470.00	\$3,576.00	Y
	Melvista Oval (1 centre wicket & 1 practice block)	\$3,470.00	\$3,576.00	Y
	Purchase, delivery and spreading of Red dirt for Baseball mounds and bases	\$300.00	\$311.30	Y
	Electricity costs to operate oval flood lights per hour per oval			
	Charles Court Reserve - Rugby Area	\$2.70	\$3.00	Y
	Charles Court Reserve - Soccer Area	\$1.40	\$1.50	Y
(Winter from 6 pm, Summer from 7 pm)	Melvista Oval	\$8.90	\$9.40	Y
	DC Cruickshank Reserve	\$3.60	\$3.80	Y
	Mt Claremont Oval	\$1.80	\$1.90	Y
	Allen Park Upper Oval	\$7.10	\$7.50	Y
	Allen Park Lower Oval	\$1.40	\$1.50	Y
	College Park Upper Oval	\$4.00	\$4.20	Y
	College Park Lower Oval	\$3.10	\$3.40	Y
	Highview Oval	\$12.40	\$13.20	Y
	Additional lawn mowing per session per oval	\$177.00	\$181.90	Y
	Initial set up and line marking per field per sport			
	Rugby	\$198.00	\$204.00	Y
	Junior Aussie Rules	\$108.80	\$112.20	Y
	Senior Aussie Rules	\$198.00	\$204.00	Y
	Hockey	\$198.00	\$204.00	Y
	Junior Soccer	\$108.80	\$204.00	Y
	Senior Soccer	\$198.00	\$112.20	Y
	Baseball	\$166.50	\$171.80	Y
	Tball	\$103.50	\$106.90	Y
Grounds Hire - External Events				
	Event Assessment Fee			
	For all events requiring event approval, except weddings.	\$230.00	\$237.00	Y
	Wedding Fee			
	City of Nedlands Resident	\$145.00	\$150.00	Y
	Non City of Nedlands Resident	\$285.00	\$294.00	Y
	Reserve Hire Fee			
	City of Nedlands Resident	Hourly	Free	Free

Particulars		2013/14	2014/15	GST
		Fees	Fees	Y/N
Non City of Nedlands Resident - Community Rate	Hourly	\$15.50	\$16.00	Y
		\$100.00	\$103.00	Y
Non City of Nedlands Resident - Commercial Rate	Hourly	\$24.00	\$25.00	Y
Commercial Filming Fee	Hourly	\$24.00	\$25.00	Y
	Daily	\$175.00	\$181.00	Y
Vehicle Access to Reserve Bond		\$725.00	\$750.00	N
Vehicle Access to Reserve Fee		\$80.00	\$85.00	Y
Reserve Bond		\$210.00	\$217.00	N
Road Closure Approval Fee	Applies to structures on reserves	\$120.00	\$124.00	Y
Rangers Attendance	1 Ranger and 1 Vehicle	\$65.00	\$67.00	Y
Liquor Permit	Consumption only not for sales	Free	Free	
Community Banner Fee				Y
2 Weeks			\$20.00	Y
4 Weeks			\$30.00	Y
6 Weeks			\$40.00	Y
8 Weeks			\$50.00	Y

Particulars		2013/14	2014/15	GST
		Fees	Fees	Y/N
Hall Hire				
Mt Claremont Community Centre, John Leckie Music Centre (Booking Hours: 7 am - Midnight)				
Individual or Community Group	Hourly		\$20.00	Y
	Full Day		\$160.00	Y
Business or Commercial User	Hourly		\$30.00	Y
	Full Day		\$240.00	Y
Kiosk, Kitchen, Changeroom etc. (for community groups only)	Hourly		\$8.50	Y
	Full Day		\$68.00	Y
Dalkeith Hall, Drabble House, Allen Park Pavilion (Booking Hours: 7am - Midnight)				
Individual or Community Group	Hourly		\$19.00	Y
	Full Day		\$152.00	Y
Business or Commercial User	Hourly		\$29.00	Y
	Full Day		\$232.00	Y
Kiosk, Kitchen, Changeroom etc. (for community groups only)	Hourly		\$8.50	Y
	Full Day		\$68.00	Y
Bonds				
Function without Alcohol		\$540.00	\$580.00	N
Function with Alcohol	Available to incorporated community organisations only	\$1,130.00	\$1,225.00	N
Other (meeting, classes, etc.)		\$130.00	\$140.00	N
Keys		\$70.00	\$75.00	N
Yamaha C3D Grand Piano	John Leckie Music Centre	\$650.00	\$700.00	N
Unauthorised Hall / Pavilion Use Penalty				
Using facility without booking	Separate usage fee apply	\$250.00	\$260.00	N
After Hours Staff Call Out Fee				
Ranger	First 3 hours (minimum charge)	\$175.00	\$190.00	Y
	per hour after 3 hrs	\$62.00	\$67.00	Y
Building Services	First 3 hours (minimum charge)	\$175.00	\$190.00	Y
	per hour after 3 hrs	\$62.00	\$67.00	Y
Special Cleaning Fee		\$250.00	\$270.00	Y

Particulars		2013/14	2014/15	GST
		Fees	Fees	Y/N
Housing Rents / Management Licence Fee				
Housing Rents				
67 Stirling Hwy - Maisonettes		Market Rental	Market Rental	
108 Smyth Rd		Market Rental	Market Rental	
Management Licence Fee				
College Park Family Centre				
Nedlands Playgroup	Annual	\$2,338.00	\$2,410.00	Y
Nedlands Toy Library	Annual	\$486.00	\$500.00	Y
Hackett Playcentre				
Hackett Playgroup	Annual	\$1,804.00	\$1,860.00	Y
Floreat Toy Library	Annual	\$383.00	\$400.00	Y
Mt Claremont Playcentre				
Mt Claremont Playgroup	Annual	\$2,114.00	\$2,180.00	Y
Allen Park Playcentre				
Allen Park Playgroup	Annual	\$1,455.00	\$1,500.00	Y
Swanbourne Cricket Club	Annual		Charge will be based on previous year's maintenance cost	Y

Particulars		2013/14	2014/15	GST
		Fees	Fees	Y/N
Sustainable Nedlands - Environmental Health Services				
General Applications for Permits				
Trading in Public Places Local Law				
Outdoor Dining Licence - New Application	Fee on Application	\$150.00	\$155.00	N
Outdoor Dining Licence - Application for Annual Licence (pro rata calculated on a monthly basis or part thereof, for any period prior to 30 June each year)	Annual	\$150.00	\$155.00	N
Outdoor Dining Licence - Application for Renewal of Licence	Annual	\$78.00	\$80.00	N
Outdoor Dining Licence - Application for Transfer of Licence			\$80.00	N
Outdoor Dining Licence - Trading Area Allocation (pro rata calculated on a monthly basis or part thereof, for any period prior to 30 June each year)	Per m ²	\$52.00	\$55.00	N
Outdoor Dining Licence - Installation of Trading Boundary Markers Brass Delineation Plates		\$195.00	\$200.00	N
Temporary Street Trading Licence One-Off Application for Stall Holder/Trader (includes temporary food stall, inclusive of 1 day of trading 100% concession for charity or not for profit organisation not exceeding 1 day)	One Day of Trading	\$42.00	\$50.00	N
Fee per Additional Day of Trading up to Max Two Additional Days	Fee per Additional Day Trading		\$10.00	N
Street Trading Licence Application for Stall Holder/Trader (includes temporary food stall)	Per Week		\$75.00	N
Street Trading Licence Application for Stall Holder/Trader (includes temporary food stall)	Per 6 months		\$225.00	N
Street Entertainer/Performer One-Off			\$20.00	N
Street Market - Application for Annual Licence	Annual		\$3,000.00	N
Street Market - Annual Food Stall Fee (inclusive of food notification and annual food surveillance fee)				
Low Risk Food Business	Annual	\$50.00	\$110.00	N
Medium Risk Food Business	Annual	\$50.00	\$150.00	N
Health Local Law - Local Law Applications				
Itinerant Food Vendor Licence Application			\$240.00	N
Registration of Lodging House Application		\$230.00	\$240.00	N
Food Act 2008 Fees				
Food Business Notification Fee		\$50.00	\$50.00	N
Food Business Registration Fee		\$140.00	\$140.00	N
Registration Exempt Premises (per Food Act - fund raising/community and charitable organisations exempt)		Nil	Nil	

Particulars		2013/14	2014/15	GST
		Fees	Fees	Y/N
Annual Surveillance/Inspection Fees				
High Risk Food Business	Fee pro rata calculated on a monthly basis or part thereof, for any period prior to 30 June each year	\$575 maximum fee per year - pro rata charges where business does not operate for full year	\$600 maximum fee per year - pro rata charges where business does not operate for full year	N
High Risk Food Business with Additional Classifications	Fee pro rata calculated on a monthly basis or part thereof, for any period prior to 30 June each year	\$750 maximum fee per year - pro rata charges where business does not operate for full year	\$780 maximum fee per year - pro rata charges where business does not operate for full year	N
Medium Risk Food Business	Fee pro rata calculated on a monthly basis or part thereof, for any period prior to 30 June each year	\$245 maximum fee per year - pro rata charges where business does not operate for full year	\$255 maximum fee per year - pro rata charges where business does not operate for full year	N
Medium Risk Food Business with Additional Classifications		\$320 maximum fee per year - pro rata charges where business does not operate for full year	\$330 maximum fee per year - pro rata charges where business does not operate for full year	N
Low Risk Food Business	Fee pro rata calculated on a monthly basis or part thereof, for any period prior to 30 June each year	\$110 maximum fee per year - pro rata charges where business does not operate for full year	\$115 maximum fee per year - pro rata charges where business does not operate for full year	N
Very Low Risk/Charitable or Community Service Food Business, Sporting Clubs, P&C Canteens, Social Clubs		Nil	Nil	
Food businesses operating with a verified Food Safety Program with ongoing audits by an approved auditor pay 50% of the relevant annual Food Act surveillance/inspection fee			50% of surveillance fee	
Mobile food business inspection fee			\$110.00	N
Reinspection Fee		\$150.00	\$110.00	Y
Offensive Trade - Statutory Fees				

Particulars		2013/14	2014/15	GST
		Fees	Fees	Y/N
Fish processing in which Whole Fish are Cleaned and Prepared			\$285.00	N
Shell Fish & Crustacean Processing Establishment			\$285.00	N
Laundries, Drycleaners			\$140.00	N
Other Premises - as per Offensive Trades (Fees) Regulations 1976				
Application to Construct/Extend/Alter a Public Building - Statutory Fees				
Public Building Form One Application	On Application	\$115.00	\$230.00	N
Public Building Form On Application Not-For-Profit/Charitable Organisation - 100% Concession			Nil	
Fee to be Paid in Relation to an Application Under Section 176 of the Health Act 1911 or Reg 9 of the Health (Public Buildings) Regulations 1992	Maximum Fee	\$832.00	\$832.00	N
Public Building Form Three Application to Vary Certificate of Approval			\$40.00	N
Septic Tank/ATU/Greywater Application Fees - Statutory Fees				
Application Fee to Construct/Install an Apparatus		\$113.00	\$113.00	N
Permit Fee to Use an Apparatus		\$113.00	\$113.00	N
Department of Health Application Approval by EDPH of an Apparatus				
with Local Government Report			\$38.50	N
without Local Government Report			\$113.00	N
Noise Regulation Fees				
Non-Complying Event Application Fee - Reg 18		\$500.00	\$1,000.00	N
Non-Complying Event Application Fee - Reg <60 days but >21 days plus 25% Late Fee			\$1,250.00	N
Non-complying Event Application Fee <21 days plus 25% Late Fee (extenuating circumstances if allowed by CEO)			\$1,250.00	N
CEO discretion to waive or reduce fee for Charity or anyone as CEO sees fit				
Noise Monitoring Fee per Officer per Standard Hour	If after hours min 2 officers as determined by Manager, per officer, per standard hour	\$165.00	\$170.00	Y
Overtime Rates Apply where Applicable - Reg 18(8)	Maximum Fee		\$1,000.00	Y
Approved Venue Application - Reg 19	Maximum Fee		\$15,000.00	N
Reg 14A(7) - application for approval of noise management plan submitted under surge 3 (CEO discretion to waive or reduce)			\$500.00	N

Particulars		2013/14	2014/15	GST
		Fees	Fees	Y/N
Out of Hours Construction Work Application (assessment and approval)- Reg 13			\$50.00	N
Administration Fees - Environmental Health Services				
Food premises construction, fit-out, amendment, refurbish or alterations - assessment of pans and final inspection		\$255.00	\$265.00	N
Food Premises Settlement Enquiry		\$52.00	\$55.00	N
Liquor Control Act Section 39 Certificate		\$205.00	\$215.00	N
Liquor Control Act Section 55 Certificate		\$205.00	\$215.00	N
Public Swimming Pool Water Re-Sample Fee			\$100.00	N
Copy of Results of Laboratory Analysis (Health Act 246ZJ)			\$20.00	N
Pre Demolition Rodent Baiting		\$190.00	\$190.00	N
Spoilt Food Disposal Certificate		\$78.00	\$120.00	N
Request for Replacement of Licence or Registration Certificate			\$20.00	N
Copy of Septic Tank/Effluent Disposal Plans (if available)			\$20.00	N
Hair Dressing/Skin Penetration New Establishment Application Fee		\$88.00	\$90.00	N
Additional Noise Measurement Fee*			\$160.00	Y
* Noise is measured on complaint. If noise is unreasonable, offender receives letter/report advising. 1 x follow-up measurement is free. If offender needs to do further work to reduce noise - on request of further measurement they must pay fee. Offender continues to pay fee for additional noise assessments, until measurement demonstrates compliance.				
Sustainable Nedlands - Ranger Services				
Ranger Caravan Hire Bond		\$500.00	\$520.00	N
Use of Ranger Caravan	per day	\$200.00	\$210.00	Y
Repair of Damage to Ranger Caravan		Cost Recovery	Cost Recovery	Y
Road Closure / Event Assessment Fee		\$120.00	\$125.00	N
Ranger Event Attendance / Booking Fee	3 hrs minimum, 2 x rangers + vehicle	\$360.00	\$390.00	Y
	per hour after minimum 3 hrs, 2 x Rangers	\$120.00	\$130.00	Y
Ranger After Hours Callout Fee	3 hrs minimum	\$180.00	\$245.00	Y
	per hour after minimum 3 hrs	\$60.00	\$65.00	Y
Parking Signs	Private Property	\$35.00	\$40.00	Y
	No Verge Parking	\$35.00	\$40.00	Y
Private Property Parking Agreement Fee	Annual cost incl 2 x signs	\$180.00	\$190.00	N
	Annual Renewal Fee	\$115.00	\$120.00	N

Particulars		2013/14	2014/15	GST
		Fees	Fees	Y/N
Parking Permits	Residential - first permit	Free	Free	
	Residential - additional permits	\$15.00	\$18.00	N
	Visitor parking permit	\$25.00	\$30.00	N
	Temporary parking permit (3month)	\$90.00	\$100.00	N
	Parking facility permit (per day, per bay)	\$25.00	\$28.00	N
Impounded Vehicles	Per vehicle	\$130.00	\$130.00	N
	Per vehicle / per day	\$11.00	\$11.00	N
	Towing Fee	\$120.00	\$120.00	N
Impounded Dogs	Per dog	\$110.00	\$110.00	N
	Per dog / per day	\$30.00	\$30.00	N
	Dog surrender fee	\$75.00	\$75.00	N
Impounded fee for animals other than dogs	Per animal other than dog	\$110.00	\$110.00	N
	Per animal other than dog / per day	\$30.00	\$30.00	N
Impounded Equipment and Materials	Impound fee per item	\$110.00	\$110.00	N
	Daily storage fee per item	\$15.00	\$15.00	N
	Impound fee per m ³	\$55.00	\$55.00	N
	Daily storage fee per m ³	\$11.00	\$11.00	N
Application for 2+ dogs at premises or kennel	Initial application fee	\$160.00	\$160.00	N
	Renewal fee	\$55.00	\$55.00	N
Dog Bag Dispenser Refills	Pack of 3	\$5.00	\$5.00	Y
Dog & Cat Registration Fees (Dog Act 1976 & Cat Act 2011)	1 Year - Unsterilized Dogs	\$30.00	\$50.00	N
	3 Year - Unsterilized Dogs	\$75.00	\$120.00	N
	Life Time - Unsterilized Dogs	N/A	\$250.00	N
	1 Year - Sterilised Dogs/Cats	\$10.00	\$20.00	N
	3 Year - Sterilised Cats	\$18.00	\$42.50	N

Particulars		2013/14	2014/15	GST
		Fees	Fees	Y/N
	Life Time - Sterilised/Cats	N/A	\$100.00	N
	Pensioner concession	50% of above	50% of above	N

Particulars		2013/14	2014/15	GST
		Fees	Fees	Y/N
Works Fees				
Works				
Works Supervision Fee - required for supervision and inspection of road works	Determined on the total value of road and drainage works.	1.65% of project cost	1.65% of project cost	Y
Private works		Cost Recovery	Cost Recovery	Y
Crossovers				
Contribution by Council for Crossover Works	For the construction of a standard crossover to a new property.	50% up to a maximum of \$442	50% up to a maximum of \$455	N
Alternative Verge Treatments				
Non-compulsory inspection of site and approval of plans	No hard paving	\$63.00	\$65.00	Y
	Hard paving with requirement for drainage assessment	\$105.00	\$108.00	Y
Footpaths				
Footpath & Verge Deposit to cover possible damage		\$1,560.00	\$1,600.00	N
Non-refundable inspection fee to cover pre, post and interim inspections		\$150.00	\$155.00	N
Reinstatement of damage to Crossover & Kerb		Cost Recovery	Cost Recovery	Y
Replace Slab Footpath with 2.0m or 1.5m wide concrete path (equivalent to cost of replacing with slabs)	Per m ² of path	\$60.00	\$62.00	Y
Material				
Bulk Sand, Fill and Mulch from Mt Claremont Depot	Sand per m ³	\$15.60	\$16.00	Y
	Fill per m ³	\$8.30	\$8.50	Y
Pruning, removal and replanting of Street Trees (requested by other parties)	Pruning of street trees	Cost Recovery + \$32 Admin Fee	Cost Recovery + \$35 Admin Fee	Y
Traffic Management Plan Review				
Based on not more than 2 hrs		\$208.00	\$220.00	Y
Additional hourly rate		\$104.00	\$110.00	Y
Subdivision Supervision Fees				
% of total value of all road & drainage works, other than future lots.	Consulting Engineer and Clerk of Works fully supervises		1.50% plus GST	Y

Particulars		2013/14	2014/15	GST
		Fees	Fees	Y/N
	Consulting Engineer with no Clerk of Works		3.00% plus GST	Y
	Outstanding works supervision fees		\$1,144.00	Y
Early Subdivision Clearance Inspection Fees				
	Application Fee		\$624.00	Y
	% of total value of all outstanding works or minimum plus GST . Works must be 95% complete.		2.5% or min \$4,200 plus GST	Y
Subdivision Works - Maintenance Bonds				
	% of total value of all works held for 12 months from practical completion and until all items are satisfactorily completed.	\$0 - \$100,000	5.00%	Y
		\$100,000 - \$200,000	4.00%	Y
		\$200,000 - \$400,000	3.50%	Y
		\$400,000 - \$600,000	3.00%	Y
		Over \$600,000	2.50%	Y

Particulars		2013/14	2014/15	GST
		Fees	Fees	Y/N
Waste Management				
Residential				
Establishment fee for new residential service		\$87.00	\$80.00	N
*Standard refuse and bulk collection service charge - 1x120L	Annual	\$330.00	\$293.00	N
*Upgrade refuse and bulk collection service Charge - 1x240L	Annual	\$765.00	\$742.00	N
*Super refuse and bulk collection service Charge - 2x240L	Annual	\$1,505.00	\$1,505.00	N
* Any special arrangement, i.e. more than once a week refuse collection, will be assessed case by case and charged cost recovery basis.				
Additional Recycling Bin		Free	Free	
Additional Green Waste Bins	Annual	\$100.00	\$70.00	N
Stand Alone Recycling Bin	Annual	\$85.00	\$80.00	N
Inside Service Charge	Annual	\$800.00	\$800.00	N
Commercial				
Establishment fee for new commercial service		\$87.00	\$80.00	N
*Refuse collection charge - 1x240Litre	Annual	\$350.00	\$340.00	N
* Any special arrangement, i.e. more than once a week refuse collection, will be assessed case by case and charged cost recovery basis.				
Additional Recycling Bin	Annual	Free	Free	N
Additional Green Waste Bins	Annual	\$100.00	\$70.00	N
Refuse Collection Charge - 1x1100Litre service/lift	Annual	\$3,095.00	\$3,050.00	Y
Refuse Collection Charge - 3 m ³ Service/Lift	Annual	cost recovery	\$3,550.00	Y
Stand Alone Recycling Bin	Annual	\$85.00	\$80.00	N
Miscellaneous Items				
Temporary Events Rubbish Bin Charge	1x120L	\$31.00	\$31.00	Y
Extra Temporary Events Recycling Bin Charge	Each	\$21.00	\$21.00	Y
Sale of Worm Farms - Can-O-Worms		\$144.00	\$144.00	Y
Compost Bin - 200Litre		\$56.00	\$56.00	Y
Delivery of Compost Bins		\$17.00	\$18.00	Y
Greenwaste Bags		\$3.50	\$3.50	Y
Bokashi Bucket & Bokashi Mix			\$65.00	Y
Bokashi Bucket			\$60.00	Y
Bokashi Mix 4L Bag			\$10.00	Y

14 Elected Members Notices of Motions of Which Previous Notice Has Been Given

Disclaimer: Where administration has provided any assistance with the framing and/or wording of any motion/amendment to a Councillor who has advised their intention to move it, the assistance has been provided on an impartial basis. The principle and intention expressed in any motion/amendment is solely that of the intended mover and not that of the officer/officers providing the assistance. Under no circumstances is it to be expressed to any party that administration or any Council officer holds a view on this motion other than that expressed in an official written or verbal report by Administration to the Council meeting considering the motion.

Nil.

15 Elected members notices of motion given at the meeting for consideration at the following Ordinary Meeting on 22 July 2014

Disclaimer: Where administration has provided any assistance with the framing and/or wording of any motion/amendment to a Councillor who has advised their intention to move it, the assistance has been provided on an impartial basis. The principle and intention expressed in any motion/amendment is solely that of the intended mover and not that of the officer/officers providing the assistance. Under no circumstances is it to be expressed to any party that administration or any Council officer holds a view on this motion other than that expressed in an official written or verbal report by Administration to the Council meeting considering the motion.

Notices of motion for consideration at the Council Meeting to be held on 22 July 2014 to be tabled at this point in accordance with Clause 3.9(2) of Council's Local Law Relating to Standing Orders.

15.1 Cr Shaw to give notice of his intention to propose an Advisory Design Panel.

16 Urgent Business Approved By the Presiding Member or By Decision

Nil.

17 Confidential Items

17.1 Financial Assistance with Legal Fees

Mayor Hipkins – Financial Interest

It was noted that Mayor Hipkins had previously declared a financial interest as advised in item 5.1 and departed the Chambers at 8.37pm.

Deputy Mayor Hassell assumed the Chair.

Closure of Meeting to the Public

Moved – Councillor Porter

Seconded - Councillor Hay

That the meeting be closed to the public in accordance with Section 5.23 2b) and e) of the Local Government Act 1995 to allow confidential discussion on the following Item:

Item 17.1 Financial Assistance with Legal Fees

Carried 9/3

(Against: Crs. Argyle, McManus, Smyth)

The meeting was closed at 8.39pm.

Councillor James left the Chambers at 8.39pm and returned at 8.41pm.

17.1 Financial Assistance with Legal Fees

Moved – Councillor Shaw

Seconded – Councillor Porter

That the Recommendation to Council is adopted.

(Printed below for ease of reference)

CARRIED UNANIMOUSLY 12/-

Council Resolution / Recommendation to Council

Council approves financial fees to the amount of \$7,433.52 for legal fees incurred by Mayor Hipkins in relation to proceedings with the Local Government Standards Panel and the State Administrative Tribunal.

Opening of Meeting to the Public

Moved - Councillor Hodsdon

Seconded - Councillor James

That the meeting be reopened to members of the public and the press.

CARRIED UNANIMOUSLY 12/-


The meeting was reopened to members of the public and the press at 8.59pm.

In accordance with Standing Orders 12.7(3) the Presiding Member read out the motions passed by the Committee whilst it was proceeding behind closed doors and the vote of the members to be recorded in the minutes under section 5.21 of the Local Government Act 1995.

The Mayor returned to the Chambers at 8.59pm and reassumed the Chair.

Declaration of Closure

There being no further business, the Presiding Member declared the meeting closed at 9.00pm.



Greg Trevaskis
Chief Executive Officer