


Corporate Services Reports

Committee Consideration –10 May2011
Council Resolution – 24 May 2011

Table of Contents

Item No.	Page No.
CP17.11 Monthly Financial Report – March 2011.....	2
CP18.11 Investment Report – March 2011	7
CP19.11 List of Accounts Paid – March 2011.....	10
CP20.11 Review of Council's Delegated Authorities.....	12

CP17.11 Monthly Financial Report – March 2011	
Committee	10 May 2011
Council	24 May 2011
Applicant	City of Nedlands
Owner	City of Nedlands
Officer	Rajah Senathirajah – Manager Finance
Director	Michael Cole – Director Corporate Service
Director Signature	
File ref.	Fin/072-16
Previous Item No's	Nil
Disclosure of Interest	No officer involved in the preparation of this report had any interest which required it to be declared in accordance with the provisions of the Local Government Act (1995).

Purpose

Administration is required to provide Council with a monthly financial report in accordance with Regulation 34(1) of the Local Government (Financial Management) Regulations 1996.

Recommendation to Committee

Council receives the Monthly Financial Report for March 2011.

Strategic Plan

KFA 5: Governance

5.6 – Ensure compliance with statutory requirements and guidelines.

This report will ensure the City meets its statutory requirements.

Background

Regulation 34(1) of the Local Government (Financial Management) Regulations 1996 requires a local government to prepare a monthly statement of financial activity reporting on the revenue and expenditure, as set out in the annual budget.

A statement of financial activity and any accompanying documents are to be presented to the Council at the next ordinary meeting of the Council

following the end of the month to which the statement relates, or to the next ordinary meeting of the council after that meeting.

In addition to the above and in accordance with Regulation 34(5) of the Local Government (Financial Management) Regulations 1996, each year Council is required to adopt a percentage or value to be used in the reporting of material variances. For this financial year the amount is \$10,000 or 10% whichever is the greater.

Proposal Detail

Not applicable.

Consultation

Required by legislation: Yes No
Required by City of Nedlands policy: Yes No

Legislation

The monthly financial management report meets the requirements of Regulation 34(1) and 34(5) of the Local Government (Financial Management) Regulations 1996.

Budget/Financial Implications

As outlined in the Monthly Financial Report.

Risk Management

The monthly financial variance from the budget of each business unit is reviewed with the respective manager to identify the need for any remedial action. Significant variances are highlighted to Council in the Monthly Financial Report.

Discussion

This report covers the first nine months of the 2010/11 Financial Year.

The operating revenue for the period was \$23.32 million, which is just over the adopted 2010/11 annual Budget. Following the adoption of the Budget in June 2010, rates and sanitation services charges were levied and these form the bulk of the revenue, together with fees and charges. It is anticipated that the revenue for the year will be better than the adopted Budget by approximately 5 %.

The total operating expenses for the nine months, based on invoices received and processed as at the end of March, was \$18.48 million. This is approximately 78 % of the annual Budget, and reflects that overall

expenses are higher than the pro-rata Budget. This is due to the higher depreciation charges resulting from the revaluation of roads.

The attached operating statement compares "Actual" with "Budget" by Business Units.

Variations from the Budget of revenue and expenses by Directorates are highlighted in the following paragraphs.

It is to be noted that a comprehensive Mid-Year Review of the financial performance of the City compared to the adopted Budget has been completed and presented to Council in April. The Mid-Year Review identified trends and recommended appropriate amendments to the adopted Budget.

Governance

Expenditure: Unfavourable variance of \$ 74,365
Revenue: Favourable variance of \$ 5,485

The unfavourable expenditure variance is due to an increase in recruitment expenses, legal costs, and a marginal increase in employee costs.

Corporate Services

Expenditure: Favourable variance of \$ 279,260
Revenue: Favourable variance of \$ 885,308

The favourable expenses variance is due to timing differences in the payment of professional fees for audit and valuation services as well as the interest on loans. Some projects have also been delayed due to resource constraints.

Early adoption of the Budget, leading in turn to the early receipt of rates payments, has resulted in the City receiving higher than budgeted interest income from the investment of funds surplus to the immediate needs of the City. The partial recovery of merchant fees on credit card payments is another contributing factor to the favourable variance, as is the increased revenue from Interim Rates (as explained in the Mid-year Review report).

Community and Strategy

Expenditure: Favourable variance of \$ 96,035
Revenue: Favourable variance of \$ 93,743

The delay in commencing some of the Youth Development and Communications projects, and declining response for HACC services (seasonal) are the main factors for the low (approximately 3 %) favourable expenses variance.

The favourable revenue variance is due primarily to the increased revenue from sale of art works at Tresillian exhibitions and better attendance for the courses held there.

Development Services

Expenditure: Favourable variance of \$ 628,249
Revenue: Favourable variance of \$ 298,677

The delay in receiving and processing of invoices from sanitation service contractors continues to show a favourable expenses variance for this Directorate. The timing of projects in Natural Areas, which are seasonal, also contributed to the favourable expenses variance.

Building Permits and Development Application levies have been better than expected, and have contributed to the favourable revenue variance. The bulk of the favourable variance is due to the levies for the provision of sanitation services to the commercial / industrial properties in the City.

Technical Services

Expenditure: Unfavourable variance of \$ 1,753,241
(Excluding infrastructure depreciation, favourable variance of \$53,711.)
Revenue: Favourable variance of \$ 7,784 (Excluding capital grants.)

The higher depreciation charges on infrastructure assets are the main reason for the unfavourable expenditure variance. Revaluation of roads and drainages influence the higher depreciation charges and the budget for these will be adjusted following the adoption by Council of the Mid-Year Budget Review. However, the overall cash position will not be affected as this is a non-cash item.

Capital Works Programme

Work on capital infrastructure projects are behind schedule due to the need for extensive community consultation. Capital Works completed as at the end of March was \$4.27 million, with another \$0.29 million committed. Management is confident that most of the projects will be completed within this financial year. However, due to community consultation, WA Main Roads approval and revised Blackspot funding/approvals, some major road projects will be carried over. i.e. Stirling Highway/Broadway intersection, Railway Rd/Loch Rd Blackspot and pedestrian signals, Bruce St/Elizabeth St and Elizabeth St/Tyrell St intersections, and Adams Rd, together totalling \$722,000.

Grants for capital works received as at the end of March amounted to \$914,016, with the Budget for the year being \$1.14million. The receipt of

grants is generally linked to the physical progress of the associated projects.

Net Current Assets

Net Current Assets as at 31 March 2011 was \$12.07 million, of which \$4.06 million were restricted funds. This compares with Net Current Assets of \$13.00 million at the end of the previous month. This gradual reduction is to be expected, as the resources are utilised for the provision of services and the completion of the Capital Works Program.

Conclusion

The financial statements for the nine months indicate that operating expenses, excluding depreciation charges, are slightly under the pro-rata Budget. This is due to the timing issue between the purchases of services/materials and the processing of the related invoices, as well as delay in the commencement of some projects. The statements also illustrate that the annual rates and sanitation revenues have been levied and are higher than budgeted, and that the other revenues are in line with Budget or better.

Attachments

1. Operating Expenses & Revenue YTD to 31 March 2011
2. Net Current Assets as at 31 March 2011
3. Capital Works 2010/2011 as at 31 March 2011

CITY OF NEDLANDS
OPERATING EXPENSES & REVENUE - BY BUSINESS UNITS
AS AT 31 March 2011

	YTD ACTUAL \$	YTD BUDGET \$	YTD VARIANCE \$	ANNUAL BUDGET \$	BALANCE AVAILABLE \$
Governance					
Governance					
0					
Expenses					
20420 Salaries - Governance	421,681	397,681	-24,000	543,800	122,119
20421 Other Employee Costs - Governance	127,741	135,297	7,556	180,400	52,177
20423 Office - Governance	19,425	3,744	-15,681	5,000	-15,224
20424 Motor Vehicles - Governance	9,055	12,897	3,842	17,200	8,145
20425 Depreciation - Governance	38,370	24,003	-14,367	32,000	-6,370
20427 Finance - Governance	110,400	110,403	3	147,200	36,800
20428 Insurance - Governance	56,396	66,000	9,604	66,000	9,604
20430 Other - Governance	49,586	37,503	-12,083	50,000	414
20434 Professional Fees - Governance	24,614	14,994	-9,620	20,000	-4,614
Expenses Total	857,269	802,522	-54,747	1,061,600	203,051
Revenue					
50410 Sundry Income - Governance	-9,238	-3,753	5,485	-5,000	4,238
Revenue Total	-9,238	-3,753	5,485	-5,000	4,238
0 Total	848,030	798,769	-49,261	1,056,600	207,289
Total	848,030	798,769	-49,261	1,056,600	207,289
Governance Total	848,030	798,769	-49,261	1,056,600	207,289
Human Resources					
0					
Expenses					
20520 Salaries - HR	137,016	132,336	-4,680	180,900	43,884
20521 Other Employee Costs - HR	72,967	72,506	-461	93,500	20,533
20522 Staff Recruitment - HR	65,357	44,997	-20,360	60,000	-26,353
20523 Office - HR	14,945	17,337	2,392	17,800	2,504
20524 Motor Vehicles - HR	8,338	7,497	-841	10,000	1,662
20525 Depreciation - HR	806	900	94	1,200	394
20527 Finance - HR	-222,525	-222,525	0	-296,700	-74,175
20530 Other - HR	0	7,722	7,722	10,300	10,300
20534 Professional Fees - HR	5,925	1,875	-4,050	2,500	-5,243
20550 Special Projects - HR	0	7,497	7,497	10,000	10,000
Expenses Total	82,829	70,142	-12,687	89,500	-16,495

	YTD ACTUAL	YTD BUDGET	YTD VARIANCE	ANNUAL BUDGET	BALANCE AVAILABLE
	\$	\$	\$	\$	\$
0 Total	82,829	70,142	-12,687	89,500	-16,495
Total	82,829	70,142	-12,687	89,500	-16,495
Human Resources Total	82,829	70,142	-12,687	89,500	-16,495
Members Of Council					
0					
Expenses					
20323 Office - MOC	16,102	1,872	-14,230	2,500	-14,019
20325 Depreciation - MOC	158	153	-5	200	42
20329 Members of Council - MOC	162,550	166,162	3,612	214,200	50,604
20330 Other - MOC	776	6,003	5,227	8,000	7,224
20334 Professional Fees - MOC	1,535	0	-1,535	0	-1,535
Expenses Total	181,121	174,190	-6,931	224,900	42,317
0 Total	181,121	174,190	-6,931	224,900	42,317
Total	181,121	174,190	-6,931	224,900	42,317
Members Of Council Total	181,121	174,190	-6,931	224,900	42,317
Governance Total	1,111,981	1,043,101	-68,880	1,371,000	233,111
	1,111,981	1,043,101	-68,880	1,371,000	233,111
Corporate Services					
Corporate Services					
Corporate Services					
##					
Expenses					
21220 Salaries - Corporate Services	54,473	48,978	-5,495	67,000	12,527
21221 Other Employee Costs - Corporate Services	19,996	16,372	-3,624	21,000	1,004
21223 Office Corporate Service	317	375	58	400	83
21224 Motor Vehicles - Corporate Service	6,453	9,900	3,447	13,200	6,747
21235 ICT Expenses - Corporate Service	108,410	143,150	34,740	204,600	74,646
21250 Special Projects - Corporate Service	34,324	48,735	14,411	65,000	-6,561
Expenses Total	223,972	267,510	43,538	371,200	88,447
801 Total	223,972	267,510	43,538	371,200	88,447
Corporate Services Total	223,972	267,510	43,538	371,200	88,447
Customer Services					
##					
Expenses					
21320 Salaries - Customer Service	141,640	137,034	-4,606	186,900	45,260
21321 Other Employee Costs - Customer Service	17,180	27,361	10,181	36,600	19,203
21323 Office - Customer Service	3,320	9,000	5,680	12,000	7,402
21325 Depreciation - Customer Service	203	225	23	300	98

	YTD ACTUAL	YTD BUDGET	YTD VARIANCE	ANNUAL BUDGET	BALANCE AVAILABLE
	\$	\$	\$	\$	\$
21327 Finance - Customer Service	-163,950	-164,322	-372	-219,100	-55,150
21330 Other - Customer Service	855	1,200	345	2,100	1,245
Expenses Total	-753	10,498	11,251	18,800	18,057
804 Total	-753	10,498	11,251	18,800	18,057
Customer Services Total	-753	10,498	11,251	18,800	18,057
ICT					
##					
Expenses					
21720 Salaries - ICT	105,926	95,052	-10,874	129,900	23,974
21721 Other Employee Costs - ICT	13,049	24,125	11,076	27,500	8,051
21723 Office - ICT	3,212	3,825	613	5,100	1,682
21725 Depreciation - ICT	129,970	138,753	8,783	185,000	55,030
21727 Finance - ICT	-654,975	-654,978	-3	-873,300	-218,325
21730 Other - ICT	835	747	-88	1,000	165
21735 ICT Expenses - ICT	209,946	198,903	-11,043	265,200	-124,728
21749 Loss On Sale of Fixed Assets - ICT	0	6,750	6,750	9,000	9,000
Expenses Total	-192,039	-186,823	5,216	-250,600	-245,150
802 Total	-192,039	-186,823	5,216	-250,600	-245,150
ICT Total	-192,039	-186,823	5,216	-250,600	-245,150
Ranger Services					
##					
Expenses					
21120 Salaries - Ranger Services	281,408	284,531	3,124	388,200	106,793
21121 Other Employee Costs - Ranger Services	47,303	41,100	-6,203	53,300	3,913
21123 Office - Ranger Services	12,385	15,615	3,230	20,100	6,077
21124 Motor Vehicles - Ranger Services	27,784	57,753	29,969	77,000	49,216
21125 Depreciation - Ranger Services	25,692	25,497	-195	34,000	8,308
21127 Finance - Ranger Services	135,166	132,372	-2,794	176,500	41,334
21130 Other - Ranger Services	61,574	67,084	5,510	76,500	7,302
21134 Professional Fees - Ranger Services	0	3,753	3,753	5,000	5,000
21135 ICT Expenses - Ranger Services	0	0	0	0	-3,337
21137 Donations - Ranger Services	1,500	1,500	0	1,500	0
21149 Loss On Sale of Fixed Assets - Ranger Services	751	0	-751	0	-751
21150 Special Projects - Ranger Services	9,834	0	-9,834	0	-12,765
Expenses Total	603,397	629,205	25,808	832,100	211,089
Revenue					
51101 Fees & Charges - Ranger Services	-25,959	-28,506	-2,547	-31,000	-5,041

	YTD ACTUAL \$	YTD BUDGET \$	YTD VARIANCE \$	ANNUAL BUDGET \$	BALANCE AVAILABLE \$
51106: Contrib'n Reim & Donations Oper - Rangers Services	-17,222	0	17,222	0	17,222
51110: Sundry Income - Ranger Services	-96	-747	-651	-1,000	-904
51111: Fines & Penalties - Rangers Services	-178,605	-113,175	65,430	-148,800	29,805
Revenue Total	-221,882	-142,428	79,454	-180,800	41,082
803 Total	381,515	486,777	105,262	651,300	252,171
Ranger Services Total	381,515	486,777	105,262	651,300	252,171
Records					
##					
Expenses					
22020: Salaries - Records	107,831	104,996	-2,835	143,400	35,569
22021: Other Employee Costs - Records	20,724	26,843	6,119	34,900	14,176
22023: Office - Records	24,496	36,175	11,679	51,300	15,767
22025: Depreciation - Records	203	225	23	300	98
22027: Finance - Records	-178,800	-178,803	-3	-238,400	-59,600
22030: Other - Records	13,625	19,250	5,625	25,000	5,021
22034: Professional Fees - Records	2,703	0	-2,703	0	-2,703
22050: Special Projects - Records	0	9,153	9,153	12,200	12,200
Expenses Total	-9,220	17,839	27,059	28,700	20,528
Revenue					
52001: Fees & Charges - Records	1,228	-1,125	-2,353	-1,500	-2,728
Revenue Total	1,228	-1,125	-2,353	-1,500	-2,728
805 Total	-7,992	16,714	24,706	27,200	17,801
Records Total	-7,992	16,714	24,706	27,200	17,801
Corporate Services Total	404,704	594,676	189,972	817,900	131,326
Finance					
General Finance					
##					
Expenses					
21420: Salaries - Finance	353,179	371,985	18,806	508,000	154,821
21421: Other Employee Costs - Finance	64,866	51,150	-13,716	68,200	2,966
21423: Office - Finance	95,627	116,359	20,732	154,300	4,795
21424: Motor Vehicles - Finance	15,327	17,622	2,295	23,500	8,173
21425: Depreciation - Finance	6,176	6,372	196	8,500	2,324
21426: Utility - Finance	4,556	3,225	-1,331	3,800	-756
21427: Finance - Finance	-892,549	-882,912	9,637	-1,177,200	-292,193
21428: Insurance - Finance	5,680	9,828	4,148	13,100	7,420
21430: Other - Finance	1,355	1,665	310	2,000	645
21434: Professional Fees - Finance	45,727	56,500	10,773	77,000	2,077

	YTD ACTUAL \$	YTD BUDGET \$	YTD VARIANCE \$	ANNUAL BUDGET \$	BALANCE AVAILABLE \$
21435 ICT Expenses - Finance	9,640	14,000	4,360	15,000	-3,272
21450 Special Projects - Finance	0	22,500	22,500	30,000	30,000
Expenses Total	-290,415	-211,706	78,709	-273,800	-83,000
Revenue					
51401 Fees & Charges - Finance	-40,452	-23,250	17,202	-27,000	13,452
51410 Sundry Income - Finance	-253,450	-20,378	233,072	-20,500	232,950
Revenue Total	-293,902	-43,628	250,274	-47,500	246,402
807 Total	-584,317	-255,334	328,983	-321,300	163,402
General Finance Total	-584,317	-255,334	328,983	-321,300	163,402
General Purpose					
##					
Expenses					
21627 Finance - General Purpose	893	0	-893	0	-893
21631 Interest - General Purpose	133,920	201,510	67,590	268,700	134,780
Expenses Total	134,813	201,510	66,697	268,700	133,887
Revenue					
51602 Service Charges - General Purpose	-452	0	452	0	452
51604 Grants Operating - General Purpose	-403,724	-406,125	-2,401	-541,500	-137,776
51606 Contrib'n Reim & Donations Oper - General Purpose	-4,119	-30,000	-25,881	-40,000	-35,881
51607 Interest - General Purpose	-709,665	-427,500	282,165	-570,000	139,665
51610 Sundry Income - General Purpose	-4	0	4	0	4
Revenue Total	-1,117,964	-863,625	254,339	-1,151,500	-33,536
808 Total	-983,151	-662,115	321,036	-882,800	100,351
General Purpose Total	-983,151	-662,115	321,036	-882,800	100,351
Rates					
##					
Expenses					
21920 Salaries - Rates	44,595	40,082	-4,513	54,800	10,205
21921 Other Employee Costs - Rates	775	3,672	2,897	4,900	4,125
21927 Finance - Rates	199,842	193,050	-6,792	257,400	57,558
21930 Other - Rates	25,961	25,000	-961	25,000	-961
21934 Professional Fees - Rates	13,966	2,500	-11,466	103,000	89,034
Expenses Total	285,138	264,304	-20,834	445,100	159,962
Revenue					
51908 Rates - Rates	-15,630,692	-15,327,097	303,595	-15,309,000	321,692
Revenue Total	-15,630,692	-15,327,097	303,595	-15,309,000	321,692
806 Total	-15,345,554	-15,062,793	282,761	-14,863,900	481,654
Rates Total	-15,345,554	-15,062,793	282,761	-14,863,900	481,654

	YTD ACTUAL	YTD BUDGET	YTD VARIANCE	ANNUAL BUDGET	BALANCE AVAILABLE
	\$	\$	\$	\$	\$
Shared Services					
##					
Expenses					
21523: Office - Shared Services	33,135	46,872	13,737	62,500	26,669
21534: Professional Fees - Shared Services	1,310	32,500	31,190	40,000	38,690
21535: Finance - Shared Services 2	0	747	747	1,000	1,000
21540: Major Incident Expenses	3,857	0	-3,857	0	-7,458
Expenses Total	38,302	80,119	41,817	103,500	58,901
851 Total	38,302	80,119	41,817	103,500	58,901
Shared Services Total	38,302	80,119	41,817	103,500	58,901
Finance Total	-16,874,719	-15,900,123	974,596	-15,964,500	804,307
Corporate Services Total	-16,470,015	-15,305,447	1,164,568	-15,146,600	935,633
	-16,470,015	-15,305,447	1,164,568	-15,146,600	935,633

Community Services					
Community Development					
Community Development					
##					
Expenses					
28120: Salaries - Community Development	207,533	175,825	-31,708	240,400	32,867
28121: Other Employee Costs - Community Development	19,821	19,950	129	26,600	6,334
28123: Office - Community Development	1,643	1,000	-643	1,000	-1,047
28125: Depreciation - Community Development	6,208	6,822	614	9,100	2,892
28127: Finance - Community Development	58,800	58,797	-3	78,400	19,600
28130: Other - Community Development	5,424	5,297	-127	7,000	-160
28137: Donations - Community Development	79,160	145,978	66,818	149,700	69,745
28151: Operational Activities - Community Development	80,514	109,909	29,395	135,800	11,935
28152: Community Visioning	89,234	0	-89,234	0	-72,068
29320: Salaries - Volunteer Services VRC	29,314	29,593	279	40,500	11,186
29321: Other Employee Cost - Volunteer Services VRC	388	3,375	2,987	4,500	3,667
29323: Office - Volunteer Services VRC	1,187	2,822	1,635	3,600	-347
29325: Depreciation - Volunteer Services VRC	0	153	153	200	200
29327: Finance - Volunteer Services VRC	10,125	10,125	0	13,500	3,375
29328: Insurance - Volunteer Services VRC	0	700	700	700	700
29330: Other - Volunteer Services VRC	590	1,800	1,210	2,300	1,710
29335: ICT Expenses - Volunteer Services VRC	358	300	-58	300	-58
Expenses Total	590,298	572,446	-17,852	713,600	90,531
Revenue					

	YTD ACTUAL \$	YTD BUDGET \$	YTD VARIANCE \$	ANNUAL BUDGET \$	BALANCE AVAILABLE \$
58101 Fees & Charges - Community Development	-971	0	971	0	971
58104 Grants Operating - Community Development	-24,741	-65,195	-40,454	-70,500	-45,759
58105 Community Development Income	-418	-2,600	-2,182	-5,200	-4,782
58110 Sundry Income - Community Development	-2,248	-1,000	1,248	-1,000	1,248
59304 Grants Operating - Volunteer Services VRC	-21,063	-19,500	1,563	-26,000	-4,937
Revenue Total	-49,441	-88,295	-38,854	-102,700	-53,259
815 Total	540,857	484,151	-56,706	610,900	37,272
Community Development Total	540,857	484,151	-56,706	610,900	37,272
Community Facilities					
##					
Expenses					
28251 Operational Activities - Community Facilities	0	0	0	0	-1,450
Expenses Total	0	0	0	0	-1,450
Revenue					
58201 Fees & Charges - Community Facilities	-6,960	-12,600	-5,640	-16,800	-9,840
58206 Contrib'n Reim & Donation Op -Community Facilities	-9,539	-11,628	-2,089	-15,500	-5,961
58209 Council Property - Community Facilities	-171,292	-113,397	57,895	-151,200	20,092
Revenue Total	-187,791	-137,625	50,166	-183,500	4,291
813 Total	-187,791	-137,625	50,166	-183,500	2,841
Community Facilities Total	-187,791	-137,625	50,166	-183,500	2,841
Tresillian					
##					
Expenses					
29120 Salaries - Tresillian CC	107,617	103,923	-3,694	142,000	34,383
29121 Other Employee Costs - Tresillian CC	14,029	14,100	71	18,800	4,771
29123 Office - Tresillian CC	4,670	7,362	2,692	9,700	4,292
29125 Depreciation - Tresillian CC	6,406	8,253	1,847	11,000	4,594
29126 Utility - Tresillian CC	7,983	8,425	442	12,000	4,017
29127 Finance - Tresillian CC	52,450	55,503	3,053	74,000	21,550
29130 Other - Tresillian CC	69,428	40,415	-29,013	48,500	-22,722
29135 ICT Expenses - Tresillian CC	2,475	6,150	3,675	8,700	-14,132
29136 Courses - Tresillian CC	71,914	54,375	-17,539	72,500	-2,663
29150 Exhibition	45	0	-45	0	-45
Expenses Total	337,017	298,506	-38,511	397,200	34,046
Revenue					
59101 Fees & Charges - Tresillian CC	-227,507	-160,832	66,675	-210,000	17,507
59109 Council Property - Tresillian CC	-15,269	-17,478	-2,209	-23,300	-8,031
59110 Sundry Income - Tresillian CC	-5,957	-1,503	4,454	-2,000	3,957

	YTD ACTUAL \$	YTD BUDGET \$	YTD VARIANCE \$	ANNUAL BUDGET \$	BALANCE AVAILABLE \$
Revenue Total	-248,734	-179,813	68,921	-235,300	13,434
814 Total	88,283	118,693	30,410	161,900	47,480
Tresillian Total	88,283	118,693	30,410	161,900	47,480
Community Development Total	441,348	465,219	23,871	589,300	87,593
Community Service Centres					
Library Services					
##					
Expenses					
28523: Office - Mt Claremont Library	13,838	17,550	3,712	23,400	8,301
28525: Depreciation - Mt Claremont Library	4,027	4,500	473	6,000	1,973
28526: Utility - Mt Claremont Library	2,784	5,850	3,066	7,800	5,016
28530: Other - Mt Claremont Library	14,826	18,603	3,777	24,800	1,134
28535: ICT Expenses - Mt Claremont Library	18,579	18,234	-345	24,300	1,353
28720: Salaries - Library Services	426,666	392,945	-33,721	535,100	108,434
28721: Other Employee Costs - Library Services	58,584	52,722	-5,862	70,300	11,154
28723: Office - Nedlands Library	32,151	41,400	9,249	55,200	17,113
28724: Motor Vehicles - Nedlands Library	6,165	8,550	2,385	11,400	5,235
28725: Depreciation - Nedlands Library	20,620	21,753	1,133	29,000	8,380
28726: Utility - Nedlands Library	0	14,328	14,328	19,100	19,100
28727: Finance - Nedlands Library	255,000	255,000	0	340,000	85,000
28730: Other - Nedlands Library	42,657	69,453	26,796	92,600	25,794
28731: Grants Expenditure - Nedlands Library	0	1,494	1,494	2,000	2,000
28734: Professional Fees - Nedlands Library	500	975	475	1,300	300
28735: ICT Expenses - Nedlands Library	28,633	43,362	14,729	57,800	11,494
28750: Special Projects - Nedlands Library	14,292	14,247	-45	19,000	2,418
Expenses Total	939,321	980,966	41,645	1,319,100	314,200
Revenue					
58501: Fees & Charges - Mt Claremont Library	-399	-450	-51	-600	-201
58510: Sundry Income - Mt Claremont Library	-45	-72	-27	-100	-55
58511: Fines & Penalties - Mt Claremont Library	-874	-378	496	-500	374
58701: Fees & Charges - Nedland Library	-3,765	-20,250	-16,485	-27,000	-23,235
58704: Grants Operating - Nedlands Library	0	-1,503	-1,503	-2,000	-2,000
58710: Sundry Income - Nedlands Library	-4,494	-8,253	-3,759	-11,000	-6,506
58711: Fines & Penalties - Nedlands Library	-4,029	-3,375	654	-4,500	-471
Revenue Total	-13,606	-34,281	-20,675	-45,700	-32,094
816 Total	925,714	946,685	20,971	1,273,400	282,107

	YTD ACTUAL \$	YTD BUDGET \$	YTD VARIANCE \$	ANNUAL BUDGET \$	BALANCE AVAILABLE \$
Library Services Total	925,714	946,685	20,971	1,273,400	282,107
Nedlands Community Care					
##					
Expenses					
28620 Salaries - NCC	140	0	-140	0	-140
28621 Other Employee Costs - NCC	10,287	0	-10,287	0	-10,287
28623 Office - NCC	1,444	0	-1,444	0	-1,444
28625 Depreciation - NCC	3,487	0	-3,487	0	-3,487
28626 Utility - NCC	3,321	0	-3,321	0	-3,321
28635 ICT Expenses - NCC	0	0	0	0	0
28664 Hacc Unit Cost - NCC	640,099	747,000	106,901	996,000	325,947
Expenses Total	658,778	747,000	88,222	996,000	307,268
Revenue					
58601 Fees & Charges - NCC	-65,825	-79,497	-13,672	-106,000	-40,175
58604 Grants Operating - NCC	-678,100	-624,222	53,878	-832,300	-154,200
58610 Sundry Income - NCC	0	-1,503	-1,503	-2,000	-2,000
68603 Grant Capital - NCC	0	0	0	0	0
Revenue Total	-743,925	-705,222	38,703	-940,300	-196,375
818 Total	-85,147	41,778	126,925	55,700	110,893
Nedlands Community Care Total	-85,147	41,778	126,925	55,700	110,893
Point Resolution Occasional Care					
##					
Expenses					
28820 Salaries - Point Resolution	136,173	166,924	30,751	228,100	91,927
28821 Other Employee Costs - Point Resolution	16,214	14,303	-1,911	19,500	3,286
28823 Office - Point Resolution	3,611	4,974	1,363	6,500	412
28825 Depreciation - Point Resolution	1,205	1,197	-8	1,600	395
28826 Utility - Point Resolution	525	2,853	2,328	3,800	3,275
28827 Finance - Point Resolution	35,250	35,253	3	47,000	11,750
28830 Other - Point Resolution	35,061	17,915	-17,146	24,000	-13,420
28835 ICT Expenses - Point Resolution	0	750	750	1,500	1,500
Expenses Total	228,038	244,169	16,131	332,000	99,126
Revenue					
58801 Fees & Charges - Point Resolution	-169,377	-170,400	-1,023	-240,000	-70,623
Revenue Total	-169,377	-170,400	-1,023	-240,000	-70,623
817 Total	58,662	73,769	15,107	92,000	28,502
Point Resolution Occasional Care Total	58,662	73,769	15,107	92,000	28,502

	YTD ACTUAL	YTD BUDGET	YTD VARIANCE	ANNUAL BUDGET	BALANCE AVAILABLE
	\$	\$	\$	\$	\$
Volunteer Services					
##					
Expenses					
29220 Salaries - Volunteer Services NVS	32,336	19,092	-13,244	26,100	-6,236
29221 Other Employee Costs - Volunteer Services NVS	964	2,697	1,733	3,600	2,636
29223 Office - Volunteer Services NVS	2,946	2,090	-856	2,700	-788
29227 Finance - Volunteer Services NVS	10,350	10,350	0	13,800	3,450
29228 Insurance - Volunteer Services NVS	0	1,900	1,900	1,900	1,900
29230 Other - Volunteer Services NVS	954	1,725	771	2,300	877
29235 ICT Expenses - Volunteer Services NVS	0	400	400	700	700
Expenses Total	47,550	38,254	-9,296	51,100	2,539
819 Total	47,550	38,254	-9,296	51,100	2,539
Volunteer Services Total	47,550	38,254	-9,296	51,100	2,539
Community Service Centres Total	946,779	1,100,486	153,707	1,472,200	424,041
Community Services Administration					
Community Services Administration					
##					
Expenses					
28420 Salaries - Community Services Administration	150,973	134,041	-16,932	183,200	32,227
28421 Other Employee Costs - Community Services Admin	58,223	38,619	-19,604	51,500	-6,723
28423 Office - Community Services Administration	5,260	6,912	1,652	9,200	3,300
28424 Motor Vehicles - Community Services Administration	26,642	17,253	-9,389	23,000	-3,642
28425 Depreciation - Community Services Administration	359	0	-359	0	-359
28427 Finance - Community Services Administration	104,250	104,247	-3	139,000	34,750
28430 Other - Community Services Administration	35	747	712	1,000	665
28434 Professional Fees - Community Services Admin	1,739	3,006	1,267	4,000	2,261
28435 ICT Expenses - Community Services Administration	2,517	6,872	4,355	7,500	1,719
28437 Donations - Community Services Administration	13,329	29,106	15,777	38,800	6,653
28450 Special Projects - Community Services Admin	1,296	6,297	5,001	7,300	5,738
Expenses Total	364,623	347,100	-17,523	464,500	76,590
Revenue					
58420 Positive Ageing Revenue	-2,801	-2,997	-196	-4,000	-1,199
58421 Safer Seniors Revenue	0	-3,300	-3,300	-3,300	-3,300
Revenue Total	-2,801	-6,297	-3,496	-7,300	-4,499
823 Total	361,822	340,803	-21,019	457,200	72,091
Community Services Administration Total	361,822	340,803	-21,019	457,200	72,091
Community Services Administration Total	361,822	340,803	-21,019	457,200	72,091
Support and Media					

	YTD ACTUAL \$	YTD BUDGET \$	YTD VARIANCE \$	ANNUAL BUDGET \$	BALANCE AVAILABLE \$
Support and Media					
##					
Expenses					
28320 Salaries - Marketing & Communications	21,726	25,869	4,143	35,400	13,674
28321 Other Employee Costs - Marketing & Communications	0	0	0	0	-182
28323 Office - Marketing & Communications	37,651	58,500	20,849	78,000	1,877
28325 Depreciation - Marketing & Communications	359	378	19	500	141
28330 Other - Marketing & Communications	11,973	2,250	-9,723	3,000	-9,826
28334 Professional Fees - Marketing & Communications	13,245	7,497	-5,748	10,000	-6,790
28350 Special Projects - Marketing & Communications	2,573	26,253	23,680	35,000	21,669
Expenses Total	87,527	120,747	33,220	161,900	20,563
822 Total	87,527	120,747	33,220	161,900	20,563
Support and Media Total	87,527	120,747	33,220	161,900	20,563
Support and Media Total	87,527	120,747	33,220	161,900	20,563
Community Services Total	1,837,477	2,027,255	189,778	2,680,600	604,288
	1,837,477	2,027,255	189,778	2,680,600	604,288

Development Services					
Property					
Council Buildings					
##					
Expenses					
24120 Salaries - Council Buildings	99,431	79,302	-20,129	108,300	8,869
24121 Other Employee Costs - Council Buildings	12,787	12,070	-717	16,200	2,363
24123 Office - Council Buildings	1,812	2,250	438	3,000	338
24124 Motor Vehicles - Council Buildings	26,811	24,750	-2,061	33,000	6,189
24125 Depreciation - Council Buildings	256,817	253,125	-3,692	337,500	80,683
24126 Utility - Council Buildings	297	0	-297	0	-297
24127 Finance - Council Buildings	24,000	24,003	3	32,000	8,000
24128 Insurance - Council Buildings	6,183	0	-6,183	0	-6,183
24130 Other - Council Buildings	2,322	4,500	2,178	6,000	3,269
24133 Building - Council Buildings	796,655	763,005	-33,650	1,016,400	126,201
Expenses Total	1,227,115	1,163,005	-64,110	1,552,400	229,431
Revenue					
54109 Council Property - Council Buildings	-78,866	-110,997	-32,131	-148,000	-69,134
Revenue Total	-78,866	-110,997	-32,131	-148,000	-69,134
833 Total	1,148,249	1,052,008	-96,241	1,404,400	160,297
Council Buildings Total	1,148,249	1,052,008	-96,241	1,404,400	160,297

Property Services

	YTD ACTUAL \$	YTD BUDGET \$	YTD VARIANCE \$	ANNUAL BUDGET \$	BALANCE AVAILABLE \$
##					
Expenses					
24420 Salaries - Property Services	275,123	290,539	15,416	397,000	121,877
24421 Other Employee Costs - Property Services	50,590	71,639	21,049	95,900	42,316
24423 Office - Property Services	6,860	10,592	3,732	14,500	3,622
24424 Motor Vehicles - Property Services	14,815	16,128	1,313	21,500	6,685
24425 Depreciation - Property Services	203	225	23	300	98
24427 Finance - Property Services	136,028	140,247	4,219	187,000	50,972
24430 Other - Property Services	2,201	2,194	-7	3,000	447
24434 Professional Fees - Property Services	81,892	78,750	-3,142	105,000	-49,217
Expenses Total	567,711	610,314	42,603	824,200	176,799
Revenue					
54401 Fees & Charges - Property Services	-376,446	-380,997	-4,551	-508,000	-131,554
54410 Sundry Income - Property Services	-13,766	-11,250	2,516	-15,000	-1,234
54411 Fines & Penalties - Property Services	2,689	-7,497	-10,186	-10,000	-12,689
Revenue Total	-387,523	-399,744	-12,221	-533,000	-145,477
832 Total	180,188	210,570	30,382	291,200	31,323
Property Services Total	180,188	210,570	30,382	291,200	31,323
Property Total	1,328,437	1,262,578	-65,859	1,695,600	191,620
Sustainable Nedlands					
Environmental Health					
##					
Expenses					
24720 Salaries - Environmental Health	102,801	121,238	18,437	165,900	63,099
24721 Other Employee Costs - Environmental Health	71	85	14	100	29
24722 Staff Recruitment - Environmental Health	250	0	-250	0	-250
24723 Office - Environmental Health	2,307	1,769	-538	2,400	-65
24725 Depreciation - Environmental Health	1,602	1,575	-27	2,100	498
24730 Other - Environmental Health	20,453	16,425	-4,028	21,900	-1,713
24751 Operational Activities - Environmental Health	10,860	59,247	48,387	79,000	65,425
Expenses Total	138,343	200,339	61,996	271,400	127,023
Revenue					
54701 Fees & Charges - Environmental Health	-53,894	-65,000	-11,106	-65,000	-11,106
54710 Sundry Income - Environmental Health	-254	-3,753	-3,499	-5,000	-4,746
54711 Fines & Penalties - Environmental Health	0	-7,497	-7,497	-10,000	-10,000
Revenue Total	-54,148	-76,250	-22,102	-80,000	-25,852
830 Total	84,196	124,089	39,893	191,400	101,171
Environmental Health Total	84,196	124,089	39,893	191,400	101,171

	YTD ACTUAL \$	YTD BUDGET \$	YTD VARIANCE \$	ANNUAL BUDGET \$	BALANCE AVAILABLE \$
Natural Areas					
##					
Expenses					
24223: Office - Natural Areas	0	1,000	1,000	1,200	1,200
24251: Operational Activities - Natural Areas	405,695	386,468	-19,227	501,030	-41,843
Expenses Total	405,695	387,468	-18,227	502,230	-40,643
Revenue					
54204: Grants Operating - Natural Areas	-99,671	-35,925	63,746	-47,900	51,771
54210: Sundry Income - Natural Areas	-4,684	-3,450	1,234	-4,600	84
Revenue Total	-104,355	-39,375	64,980	-52,500	51,855
831 Total	301,341	348,093	46,752	449,730	11,211
Natural Areas Total	301,341	348,093	46,752	449,730	11,211
Sanitation					
##					
Expenses					
24520: Salaries - Sanitation	168,643	143,672	-24,971	196,500	27,857
24521: Other Employee Costs - Sanitation	6,016	3,447	-2,569	4,600	-1,416
24523: Office - Sanitation	5	0	-5	0	-5
24525: Depreciation - Sanitation	67,978	67,950	-28	90,600	22,622
24527: Finance - Sanitation	186,538	186,597	59	248,800	62,262
24538: Purchase of Product - Sanitation	7,206	0	-7,206	0	-7,770
24552: Residential Kerbside - Sanitation	1,409,128	1,405,872	-3,256	1,874,500	160,974
24553: Residential Bulk - Sanitation	136,507	420,372	283,865	560,500	-50,721
24554: Commercial - Sanitation	70,059	70,506	447	94,000	-61,703
24555: Public Waste - Sanitation	65,768	72,756	6,988	97,000	-133,817
24556: Waste Strategy - Sanitation	26,115	60,372	34,257	80,500	28,711
Expenses Total	2,143,963	2,431,544	287,581	3,247,000	46,993
Revenue					
54501: Fees & Charges - Sanitation	-3,341,569	-3,045,003	296,566	-3,083,400	258,169
54510: Sundry Income - Sanitation	-34,232	-26,253	7,979	-35,000	-768
Revenue Total	-3,375,802	-3,071,256	304,546	-3,118,400	257,402
828 Total	-1,231,839	-639,712	592,127	128,600	304,394
Sanitation Total	-1,231,839	-639,712	592,127	128,600	304,394
Sustainability and Environment					
##					
Expenses					
24620: Salaries - Sustainability & Environmental	21,522	60,472	38,950	82,700	61,178
24621: Other Employee Costs - Sustainability & Env	51,867	50,932	-935	66,800	12,203
24623: Office - Sustainability & Environmental	1,099	7,505	6,406	9,000	7,295

	YTD ACTUAL \$	YTD BUDGET \$	YTD VARIANCE \$	ANNUAL BUDGET \$	BALANCE AVAILABLE \$
24624 Motor Vehicles - Sustainability & Environmental	15,017	15,750	734	21,000	5,984
24625 Depreciation - Sustainability & Environmental	3,670	2,772	-898	3,700	30
24627 Finance - Sustainability & Environmental	111,750	111,753	3	149,000	37,250
24630 Other - Sustainability & Environmental	8,588	66,255	57,667	85,900	64,575
24634 Professional Fees - Sustainability & Env	0	4,165	4,165	5,000	5,000
24635 ICT Expenses - Sustainability & Environmental	0	0	0	0	0
24639 Travelsmart - Sustainability & Environmental	41,301	63,972	22,671	85,300	43,218
Expenses Total	254,814	383,576	128,762	508,400	236,733
Revenue					
54601 Fees & Charges - Sustainability & Environmental	0	-747	-747	-1,000	-1,000
54609 Council Property - Sustainability & Environmental	-42	0	42	0	42
54610 Sundry Income - Sustainability & Environmental	-16	-835	-819	-1,000	-984
Revenue Total	-58	-1,582	-1,524	-2,000	-1,942
829 Total	254,756	381,994	127,238	506,400	234,791
Sustainability and Environment Total	254,756	381,994	127,238	506,400	234,791
Sustainable Nedlands Total	-591,546	214,464	806,010	1,276,130	651,567
Town Planning					
Town Planning					
##					
Expenses					
24820 Salaries - Town Planning	418,833	391,426	-27,407	535,300	114,789
24821 Other Employee Costs - Town Planning	76,079	85,919	9,840	111,100	31,311
24822 Staff Recruitment - Town Planning	0	0	0	0	0
24823 Office - Town Planning	7,083	17,747	10,664	23,500	13,306
24824 Motor Vehicles - Town Planning	38,210	37,503	-707	50,000	11,790
24825 Depreciation - Town Planning	4,329	4,653	324	6,200	1,871
24827 Finance - Town Planning	188,119	190,269	2,150	253,700	65,581
24830 Other - Town Planning	2,285	4,500	2,215	6,000	3,478
24834 Professional Fees - Town Planning	54,591	108,756	54,165	145,000	68,494
24857 Strategic Projects - Town Planning	75,797	159,381	83,584	212,500	133,703
24861 Town Planning Scheme - Town Planning	20,198	75,015	54,817	100,000	72,916
Expenses Total	885,524	1,075,169	189,645	1,443,300	517,239
Revenue					
54801 Fees & Charges - Town Planning	-406,623	-394,491	12,132	-526,000	-119,377
54810 Sundry Income - Town Planning	0	-15,003	-15,003	-20,000	-20,000
Revenue Total	-406,623	-409,494	-2,871	-546,000	-139,377

	YTD ACTUAL \$	YTD BUDGET \$	YTD VARIANCE \$	ANNUAL BUDGET \$	BALANCE AVAILABLE \$
827 Total	478,900	665,675	186,775	897,300	377,863
Town Planning Total	478,900	665,675	186,775	897,300	377,863
Town Planning Total	478,900	665,675	186,775	897,300	377,863
Development Services Total	1,215,791	2,142,717	926,926	3,869,030	1,221,050
	1,215,791	2,142,717	926,926	3,869,030	1,221,050

Technical Services

Technical Services

Infrastructure Services

##

Expenses

26220 Salaries - Infrastructure Services	731,246	729,574	-1,672	990,000	254,814
26221 Other Employee Costs - Infrastructure Services	276,731	273,315	-3,416	363,100	78,876
26222 Staff Recruitment - Infrastructure Services	0	0	0	0	0
26223 Office - Infrastructure Services	30,214	54,971	24,757	62,300	25,787
26224 Motor Vehicles - Infrastructure Services	62,186	54,000	-8,186	72,000	9,814
26225 Depreciation - Infrastructure Services	16,433	44,703	28,270	59,600	43,167
26227 Finance - Infrastructure Services	-1,292,321	-969,600	322,721	-1,292,800	-479
26228 Insurance - Infrastructure Services	85,697	89,600	3,903	89,600	3,903
26230 Other - Infrastructure Services	59,084	30,110	-28,974	64,600	-8,465
26231 Interest - Infrastructure Services	272	0	-272	0	-272
26234 Professional Fees - Infrastructure Services	142,532	145,068	2,536	216,000	41,390
26235 ICT Expenses - Infrastructure Services	9,396	15,372	5,976	20,500	-5,519
26249 Loss On Sale of Fixed Assets - Infrastructure Serv	32,319	0	-32,319	0	-32,319
Expenses Total	153,789	467,113	313,324	644,900	410,697

836 Total

153,789 467,113 313,324 644,900 **410,697**

Infrastructure Services Total

153,789 467,113 313,324 644,900 **410,697**

Plant Operating

##

Expenses

26525 Depreciation - Plant Operating	395,677	339,003	-56,674	452,000	56,323
26527 Finance - Plant Operating	-657,704	-755,850	-98,146	-1,007,800	-350,096
26532 Plant - Plant Operating	481,660	450,009	-31,651	600,000	117,488
26549 Loss On Sale of Fixed Assets - Plant Operating	97,781	22,500	-75,281	30,000	-67,781
Expenses Total	317,414	55,662	-261,752	74,200	-244,066

Revenue

56501 Fees & Charges - Plant Operating	-11,007	-9,000	2,007	-12,000	-993
56515 Profit On Sale of Fixed Assets - Plant Operating	-28,610	-51,750	-23,140	-69,000	-40,390

Revenue Total

-39,617 -60,750 -21,133 -81,000 **-41,383**

	YTD ACTUAL \$	YTD BUDGET \$	YTD VARIANCE \$	ANNUAL BUDGET \$	BALANCE AVAILABLE \$
838 Total	277,797	-5,088	-282,885	-6,800	-285,449
Plant Operating Total	277,797	-5,088	-282,885	-6,800	-285,449
Streets Roads and Depots					
##					
Expenses					
26625 Depreciation - Streets Roads & Depots	2,930,386	1,117,578	-1,812,808	1,490,100	-1,440,286
26626 Utility - Streets Roads & Depots	238,553	295,198	56,645	395,400	-67,244
26630 Other	19,453	32,689	13,236	52,300	32,646
26640 Reinstatement - Streets Roads & Depot	3,309	7,338	4,029	20,600	17,291
26667 Road Maintenance	432,155	323,928	-108,227	431,900	-15,752
26668 Drainage Maintenance	280,657	187,803	-92,854	250,400	-54,828
26669 Footpath Maintenance	167,316	176,247	8,931	235,000	62,226
26670 Parking Signs	54,200	57,303	3,103	76,400	21,080
26671 Right of Way Maintenance - Pavement	54,303	62,325	8,022	83,100	26,700
26672 Bus Shelter Maintenance	21,282	28,800	7,518	38,400	17,021
26673 Graffiti Control	22,714	40,725	18,011	54,300	31,586
26674 Depot	104,707	76,950	-27,757	102,600	-3,022
Expenses Total	4,329,035	2,406,884	-1,922,151	3,230,500	-1,372,581
Revenue					
56601 Fees & Charges - Streets Roads & Depots	-60,041	-31,497	28,544	-42,000	18,041
56604 Grants Operating - Streets Roads & Depots	0	0	0	-8,000	-8,000
56606 Contrib'n Reim & Don Op - Streets Roads & Depots	-36,561	-44,967	-8,406	-58,000	-21,439
56610 Sundry Income - Streets Roads & Depots	-4,300	-7,947	-3,647	-10,600	-6,300
66603 Grant Capital - Streets Roads & Depots	-914,026	0	914,026	0	914,026
Revenue Total	-1,014,928	-84,411	930,517	-118,600	896,328
837 Total	3,314,107	2,322,473	-991,634	3,111,900	-476,253
Streets Roads and Depots Total	3,314,107	2,322,473	-991,634	3,111,900	-476,253
Technical Services Total	3,745,693	2,784,498	-961,195	3,750,000	-351,005
Reserves					
Parks and Ovals					
##					
Expenses					
26360 Depreciation - Parks & Reserves	329,833	282,303	-47,530	376,400	46,567
26365 Maintenance - Parks & Ovals	2,561,007	2,725,875	164,868	3,634,500	771,220
Expenses Total	2,890,840	3,008,178	117,338	4,010,900	817,787
Revenue					
56306 Contrib'n Reim & Donations Op - Parks & Ovals	-24,689	-22,522	2,167	-30,900	-6,211
56309 Council Property - Parks & Ovals	-49,066	-40,078	8,988	-51,900	-2,834

	YTD ACTUAL \$	YTD BUDGET \$	YTD VARIANCE \$	ANNUAL BUDGET \$	BALANCE AVAILABLE \$
56310 Sundry Income - Parks & Ovals	0	-7,961	-7,961	-9,800	-9,800
56311 Grants Capital	-9,223	0	9,223	0	9,223
Revenue Total	-82,977	-70,561	12,416	-92,600	-9,623
839 Total	2,807,863	2,937,617	129,754	3,918,300	808,164
Parks and Ovals Total	2,807,863	2,937,617	129,754	3,918,300	808,164
Reserves Total	2,807,863	2,937,617	129,754	3,918,300	808,164
Technical Services Total	6,553,556	5,722,115	-831,441	7,668,300	457,159
	6,553,556	5,722,115	-831,441	7,668,300	457,159
	-5,751,210	-4,370,259	1,380,951	442,330	3,451,241

CITY OF NEDLANDS
NET CURRENT ASSETS
AS AT 31 March 2011

	2010/2011 YTD 31 MARCH 11	2010/2011 YTD 28 FEBRUARY 11
Current Assets		
Cash at Bank	\$1,342,936	\$1,518,250
Cash Investments	\$13,048,053	\$14,176,023
Other Financial Assets	\$0	\$0
Debtors - Rates Receivable	\$505,257	\$1,053,932
Debtors - Other	\$300,508	\$375,930
Prepayments	\$0	\$0
Stock	-\$4,336	\$8,788
	\$15,192,418	\$17,132,923
Current Liabilities		
Creditors	\$1,689,030	\$2,645,975
Payroll Deductions	\$0	\$0
Staff Provisions	\$1,154,504	\$1,120,934
Accruals and Provisions - General	\$0	\$0
Income in Advance	\$0	\$0
Borrowings	\$39,573	\$39,573
Other	\$241,969	\$328,273
	\$3,125,076	\$4,134,755
Net Current Assets	\$12,067,342	\$12,998,168
Less: Restricted Reserves	\$4,064,463	\$4,036,921
	\$8,002,879	\$8,961,247

CAPITAL WORKS 2010/2011

AS AT 31 MARCH 2011


			Year to Date Actual	Committed Balance	Annual Budget	Balance Available
2	<i>Footpath Rehabilitation</i>		391,717	19,453	599,223	188,053
	2003	Alfred Road	0	0	0	0
	2034	Clifton Road	0	0	0	0
	2225	Stephenson Avenue	0	0	0	0
	2558	Bus Shelters	218	0	0	(218)
	2006	Stubbs Terrace	89,968	0	95,000	5,032
	2025	Verdun Street	0	0	75,000	75,000
	2028	Dalkeith Road	0	0	52,000	52,000
	2037	Elizabeth Street	99,822	1,890	103,000	1,288
	2040	Webster Street	5,200	3,963	17,323	8,160
	2200	John XXII Avenue	0	0	76,900	76,900
	2334	Oleria Lane	196,509	13,600	180,000	(30,109)
3	<i>Road Rehabilitation</i>		984,511	29,223	1,919,200	905,465
	2003	Alfred Road	0	0	0	0
	2045	Wavell Road	64,013	2,123	0	(66,136)
	2053	Curlew Road	(552)	0	0	552
	2131	Sherwood Road	1,252	0	0	(1,252)
	2145	Zamia Road	49,956	0	90,700	40,744
	2168	Lynton Street	6,527	0	0	(6,527)
	2182	The Esplanade	0	0	0	0
	2189	Adams Road	14,764	19,496	220,000	185,739
	2028	Dalkeith Road	0	0	128,700	128,700
	2024	Carrington Street	152,919	6,566	239,800	80,315
	2036	Gallop Road	102,429	0	242,900	140,471
	2042	Stanley Street	324,416	0	459,400	134,984
	2043	Carroll Street	0	0	96,700	96,700
	2162	Wattle Avenue	111,166	660	87,000	(24,826)
	2166	Hooley Street	53,277	377	78,000	24,345
	2191	Bishop Road	532	0	82,600	82,068
	2195	Circe Circle South	103,811	0	193,400	89,589
4	<i>Drainage Rehabilitation</i>		235,972	2,603	210,000	(28,575)
	9000	City Wide	235,972	2,603	210,000	(28,575)
5	<i>Street Furniture</i>		118,321	3,030	120,000	(1,352)
	9000	City Wide	118,321	3,030	120,000	(1,352)
6	<i>Grant Funded Projects</i>		661,986	35,634	1,648,300	950,680
	2003	Alfred Road	44,210	17,055	75,000	13,734
	2010	Broadway	4,993	0	204,000	199,007
	2225	Stephenson Avenue	279,340	0	393,900	114,560
	2028	Dalkeith Road	33,904	0	40,000	6,096
	2001	Railway Road	0	0	99,000	99,000
	2018	Underwood Avenue	262,228	1,102	641,400	378,070
	2030	Beatrice Road	37,310	14,914	84,000	31,776
	2179	Lemnos Street	0	2,563	87,000	84,437
	2198	Hampden Road	0	0	24,000	24,000
9	<i>Road Resurfacing</i>		0	0	0	0
	2087	Vix Street	0	0	0	0
10	<i>Road Improvement</i>		51,397	5,915	339,000	281,688

			Year to Date Actual	Committed Balance	Annual Budget	Balance Available
	2023	Bruce Street	0	0	25,000	25,000
	2033	Gordon Street	7,078	3,366	0	(10,444)
	2049	Asquith Street	2,161	0	7,000	4,839
	2175	Swanbourne	3,952	1,050	50,000	44,998
	9000	City Wide	0	0	30,000	30,000
	2189	Adams Road	0	403	0	(403)
	2037	Elizabeth Street	0	0	47,000	47,000
	2001	Railway Road	26,694	1,096	155,000	127,210
	2095	Hardy Road	11,512	0	25,000	13,488
11	Building Construction		647,111	60,967	1,416,577	708,499
	4001	Allen Park Lower Pavilion	11,233	4,700	50,000	34,067
	4002	Dalkeith Hall	0	0	14,000	14,000
	4003	Council Depot	21,739	0	45,000	23,261
	4004	Drabble House	360	2,727	75,000	71,913
	4006	Hackett Playcentre	1,325	3,000	9,000	4,675
	4007	JC Smith Pavilion	57,667	0	80,200	22,533
	4008	Nedlands Library	25,389	6,692	15,400	(16,681)
	4009	PROCC	7,920	4,545	12,900	434
	4010	NCC	27,739	0	22,000	(5,739)
	4012	Mt Claremont Community Centre	0	0	54,000	54,000
	4016	67 Stirling Highway (Maisonettes)	18,054	0	260,000	241,946
	4018	Tressilian	10,486	0	209,949	199,463
	4020	71 Stirling Highway (Administration)	13,596	6,390	63,000	43,014
	4022	Public Facilities (Public Toilets)	12,870	10,541	50,000	26,590
	4046	Community Buildings	26,551	0	55,000	28,449
	4047	Nedlands Yatch Club	59,439	0	0	(59,439)
	4101	Melvista Reserve	12,128	0	12,128	0
	4108	Mt Claremont Oval	339,850	22,372	375,000	12,778
	4164	College Park Family Centre	766	0	14,000	13,234
12	Off Street Parking		60,112	0	40,000	(20,112)
	4003	Council Depot	60,112	0	40,000	(20,112)
14	Parks & Reserves Construction		566,019	45,933	1,169,860	557,908
	2132	Beecham Road	0	5,273	377,000	371,727
	4012	Mt Claremont Community Centre	7,170	0	0	(7,170)
	4052	Allen Park	0	0	0	0
	4057	Beaton Park	0	0	0	0
	4062	Blain Park	17,554	0	43,000	25,446
	4071	Charles Ct Reserve	0	0	0	0
	4072	College Park	11,415	0	15,900	4,485
	4078	Daran Park	0	0	0	0
	4079	David Cruickshank Reserve	23,944	1,000	32,700	7,756
	4083	Foreshore 3	0	0	0	0
	4085	Genesta Park	0	19,350	32,700	13,350
	4091	Highview Park	244,555	0	314,160	69,605
	4092	Hollywood Tennis Court Reserve	0	0	0	0
	4093	Mt Claremont	83,392	0	88,500	5,108
	4109	Nardina Cresent Reserve	0	0	0	0
	4111	Nedlands Library Surrounds	8,597	1,985	55,700	45,118
	4112	Nedlands Park	46,481	0	50,000	3,519
	4117	Paul Hasluck Reserve	0	0	0	0
	4118	Peace Memorial Rose Garden	20,333	0	27,500	7,167
	4130	St Peters Square Gardens	13,025	0	0	(13,025)
	4137	Swanbourne Beach Reserve	16,410	0	32,700	16,290

			Year to Date Actual	Committed Balance	Annual Budget	Balance Available
	4169	River Wall Maintenance	73,143	18,325	100,000	8,532
15	<i>Plant & Equipment</i>		454,730	0	580,000	125,270
	7500	Engineering Services	296,131	0	358,000	61,869
	7501	Town Planning	65,879	0	35,000	(30,879)
	7502	Property Services	60,346	0	0	(60,346)
	7503	Corporate Services	0	0	0	0
	7505	Rangers	0	0	120,000	120,000
	4250	Development Services	0	0	67,000	67,000
	7508	Finance	32,375	0	0	(32,375)
16	<i>ICT Capital Projects</i>		63,055	15,843	95,000	16,101
	6031	IT Project 1	0	14,448	15,000	552
	6032	IT Project 2	8,901	1,395	10,000	(296)
	6033	IT Project 3	3,878	0	5,000	1,122
	6034	IT Project 4	1,879	0	3,000	1,121
	6035	IT Project 5	47,444	0	50,000	2,555
	6036	IT Project 6	953	0	12,000	11,047
17	<i>Greenway Development</i>		14,664	47,280	127,000	65,056
	4052	Allen Park	12,236	0	14,000	1,764
	4154	Hollywood Reserve	0	0	38,000	38,000
	2205	Montgomery Ave	2,428	47,280	75,000	25,292
18	<i>Furniture & Fixture</i>		22,598	29,312	27,000	(24,910)
	4008	Nedlands Library	0	3,350	10,000	6,650
	4020	Administration Building	8,675	0	0	(8,675)
	7502	Property Services	3,293	0	7,000	3,707
	7503	Corporate Services	0	0	0	0
	7504	Nedlands Community Care	10,630	0	10,000	(630)
	7507	Sustainable Nedlands	0	25,962	0	(25,962)
TOTAL CAPITAL WORKS			4,272,194	295,194	8,291,160	3,723,771

CP18.11	Investment Report – March 2011
----------------	---------------------------------------

Committee	10 May 2011
Council	24 May 2011

Applicant	City of Nedlands
Owner	City of Nedlands
Officer	Rajah Senathirajah – Manager Finance
Director	Michael Cole – Director Corporate Service
Director Signature	
File ref.	Fin/071-06
Previous Item No's	Nil
Disclosure of Interest	No officer involved in the preparation of this report had any interest which required it to be declared in accordance with the provisions of the Local Government Act (1995).

Purpose

In accordance with the Council's investment Policy, Administration is required to present a summary of investments to Council on a monthly basis.

Recommendation to Committee

Council receives the Investment Report for the period ended 31 March 2011

Strategic Plan

KFA5: Governance

5.1 – Manage the City's resources in a sustainable and responsible manner.

This report is in accordance with the Council's Investment Policy and demonstrates the investment of City's surplus cash in a sustainable and responsible manner.

Background

Council's Investment Policy requires a summary of investments to be presented to Council on a monthly basis.

Proposal Detail

Not applicable.

Consultation

Required by legislation: Yes No
 Required by City of Nedlands policy: Yes No

Legislation

Not applicable.

Budget/Financial Implications

Investment income will be reviewed against progressive budget throughout the year.

Risk Management

The Investment Policy of the City, which is reviewed each year by the Audit and Risk Committee of Council, is structured so as to minimise any risks associated with the City’s cash investments. The officers adhere to this Policy, and continuously monitor market conditions to ensure that the City obtains attractive yields without compromising on risk management.

Discussion

The Investment Summary shows that as at 31 March 2011 the City held the following funds in investments:

Municipal Funds	\$ 8,983,591
Reserve Funds	\$ 3,964,415
Other Restricted Funds	\$ 100,047
Total	\$ 13,048,053

The Investment Portfolio comprises Investments in the following institutions:

Financial Institution	Funds Invested	Interest Rate	Proportion of Portfolio
NAB	\$ 2,694,100	5.44% - 6.29%	20.65%
Suncorp	\$ 1,251,603	6.02% - 6.03%	9.59%
St George	\$ 2,010,837	5.81% - 5.90%	15.41%
Citibank	\$ 1,003,616	5.50%	7.69%
Westpac	\$ 2,645,067	5.75% - 6.53%	20.27%
AMP	\$ 298,673	5.25%	2.29%
CBA	\$ 2,104,820	4.80% - 6.00%	16.13%
BankWest	\$ 1,039,337	5.55%	7.97%
Total	\$ 13,048,053		100.00%

The Council's Audit and Risk Committee, in reviewing the City's Investment Portfolio, agreed to expand the number of financial institutions and utilise the Government Guarantee for deposits up to \$1 million for institutions other than NAB, CBA, ANZ and Westpac. For NAB, CBA, ANZ and Westpac these investments may exceed \$1 million, and are to be invested at the non-guarantee interest rate. At the end of March there were no funds with ANZ as the rates offered were not competitive compared with other approved institutions.

Conclusion

The Investment Report is presented to Council.

Attachments

1. Investment Report for the period ended 31 March 2011

**INVESTMENTS REPORT
FOR THE PERIOD ENDED 31 MARCH 2011**


No.	Particulars	Current Interest Rate	Invest. Date	Maturity Date	Investment Period Days	NAB	Suncorp	St George	Citibank	Westpac	ANZ	AMP	CBA	BANKWEST	Total	YTD Accum. Interest	General Ledger 31-Mar
						\$	\$	\$	\$	\$	\$	\$	\$	\$	\$		
RESTRICTED INVESTMENTS																	
4	Trust - Adelma	5.75%	28-Mar-11	1-Jul-11	95					\$100,047.26					\$100,047.26	\$4,678.41	\$100,047.26
TOTAL TRUST INVESTMENTS						\$0.00	\$0.00	\$0.00	\$0.00	\$100,047.26	\$0.00	\$0.00	\$0.00	\$0.00	\$100,047.26	\$4,678.41	\$100,047.26
RESERVE INVESTMENTS																	
10	Resv - City Dev - Western Zone	6.03%	21-Feb-11	23-May-11	91		\$374,131.67								\$374,131.67	\$16,691.77	\$374,131.67
16	Resv - Serv General	5.25%	29-Mar-10	Oncall								\$282,989.88			\$282,989.88	\$14,772.16	\$282,989.88
26	North Street Reserve No 1	5.81%	8-Mar-11	1-Jul-11	115			\$675,632.80							\$675,632.80	\$29,883.49	\$675,632.80
41	Swanbourne Reserve	6.30%	30-Dec-10	30-Jun-11	182	\$98,877.86									\$98,877.86	\$4,228.85	\$98,877.86
42	City Building Reserve	6.03%	21-Feb-11	23-May-11	91		\$702,943.69								\$702,943.69	\$31,716.33	\$702,943.69
52	Plant Replacement Reserve	5.90%	4-Jan-11	4-May-11	120			\$211,065.46							\$211,065.46	\$14,800.49	\$211,065.46
53	City Development Reserve	5.90%	4-Jan-11	4-May-11	120			\$1,075,989.26							\$1,075,989.26	\$44,044.68	\$1,075,989.26
55	Insurance Reserve	5.90%	4-Jan-11	4-May-11	120			\$48,149.95							\$48,149.95	\$1,970.84	\$48,149.95
57	Welfare NCC Reserve	6.29%	24-Dec-10	24-Jun-11	182	\$129,950.59									\$129,950.59	\$5,746.84	\$129,950.59
58	Waste Management	6.29%	24-Dec-10	24-Jun-11	182	\$129,934.91									\$129,934.91	\$5,748.75	\$129,934.91
60	Welfare	6.05%	27-Jan-11	27-May-11	120	\$234,749.23									\$234,749.23	\$9,219.60	\$234,749.23
TOTAL RESERVE INVESTMENTS						\$593,512.59	\$1,077,075.37	\$2,010,837.48	\$0.00	\$0.00	\$0.00	\$282,989.88	\$0.00	\$0.00	\$3,964,415.33	\$178,823.81	\$3,964,415.30
MUNICIPAL INVESTMENTS																	
42a	Municipal Investment #42a - Suncorp	6.02%	24-Jan-11	27-Apr-11	93		\$174,527.26								\$174,527.26	\$7,549.28	\$174,527.26
44	Municipal Investment #44 - Citibank	5.50%	7-Mar-11	Oncall					\$1,003,616.44						\$1,003,616.44	\$44,240.67	\$1,003,616.44
48	Municipal Investment #48 - Westpac	5.82%	28-Feb-11	30-May-11	91					\$502,471.51					\$502,471.51	\$43,877.69	\$502,471.51
61	Municipal Investment #61 - AMP	5.25%	17-Mar-10	On-Call								\$15,682.78			\$15,682.78	\$601.34	\$15,682.78
62	Municipal Investment #62 - CBA	4.80%	23-Nov-09	On-call								\$33,576.81			\$33,576.81	\$599.73	\$33,576.81
65	Municipal Investment #65 - Westpac	5.68%	22-Mar-11	20-May-11	59					\$500,778.08					\$500,778.08	\$42,133.58	\$500,778.08
66	Municipal Investment #66 - Bankwest	5.55%	7-Mar-11	6-May-11	60								\$1,039,336.74	\$1,039,336.74	\$39,340.85	\$1,039,336.74	
67	Municipal Investment #67 - Westpac	5.73%	7-Feb-11	8-Apr-11	60					\$504,081.64					\$504,081.64	\$39,856.70	\$504,081.64
68	Municipal Investment #68 - CBA	6.00%	17-Nov-10	17-Jun-11	212							\$1,036,195.77			\$1,036,195.77	\$36,195.77	\$1,036,195.77
69	Municipal Investment #69 - NAB	5.47%	1-Feb-11	4-Apr-11	62	\$532,700.85									\$532,700.85	\$32,700.84	\$532,700.85
71	Municipal Investment #71 - CBA	5.60%	20-Jan-11	20-Apr-11	90							\$1,035,047.32			\$1,035,047.32	\$35,047.33	\$1,035,047.32
72	Municipal Investment #72 - Westpac	6.53%	17-Nov-10	16-May-11	180					\$519,005.70					\$519,005.70	\$19,005.69	\$519,005.70
73	Municipal Investment #73 - Westpac	6.47%	28-Mar-11	27-May-11	60					\$518,683.05					\$518,683.05	\$18,683.04	\$518,683.05
74	Municipal Investment #74 - NAB	5.44%	24-Mar-11	23-May-11	60	\$516,211.83									\$516,211.83	\$16,211.81	\$516,211.83
75	Municipal Investment #75 - NAB	6.19%	17-Nov-10	17-May-11	181	\$1,051,675.05									\$1,051,675.05	\$23,368.20	\$1,051,675.05
TOTAL						\$2,100,587.72	\$174,527.26	\$0.00	\$1,003,616.44	\$2,545,019.97	\$0.00	\$15,682.78	\$2,104,819.91	\$1,039,336.73	\$8,983,590.81	\$455,157.99	\$8,983,590.83
TOTAL						\$2,694,100.32	\$1,251,602.62	\$2,010,837.48	\$1,003,616.44	\$2,645,067.23	\$0.00	\$298,672.66	\$2,104,819.91	\$1,039,336.73	\$13,048,053.40	\$638,660.20	\$13,048,053.39

Current Proportion of Portfolio

20.65%	9.59%	15.41%	7.69%	20.27%	0.00%	2.29%	16.13%	7.97%
--------	-------	--------	-------	--------	-------	-------	--------	-------

CP19.11	List of Accounts Paid – March 2011
----------------	---

Committee	10 May 2011
Council	24 May 2011

Applicant	City of Nedlands
Owner	City of Nedlands
Officer	Rajah Senathirajah – Manager Finance
Director	Michael Cole – Director Corporate Service
Director Signature	
File ref:	Fin/072-16
Previous Item No's	Nil
Disclosure of Interest	No officer involved in the preparation of this report had any interest which required it to be declared in accordance with the provisions of the Local Government Act (1995).

Purpose

In accordance of Regulation 13 of the Local Government (Financial Management) Regulations 1996 Administration is required to present the List of Accounts Paid for the month to Council.

Recommendation to Committee

Council receives the List of Accounts Paid for the month of March 2011.

Strategic Plan

KFA 5: Governance

5.6 - Ensure compliance with statutory requirements and guidelines.

This report will ensure the City meets its statutory requirements.

Background

Regulation 13 of the Local Government (Financial Management) Regulations 1996 requires a list of accounts paid to be prepared each month showing each account paid since the last list was prepared:

- a) the payee's name;
- b) the amount of the payment;
- c) the date of the payment; and
- d) sufficient information to identify the transaction.

The list is to be presented to the Council at the next ordinary meeting of the Council after the list is prepared and recorded in the Minutes of that meeting.

Proposal Detail

Not applicable.

Consultation

Required by legislation: Yes No
Required by City of Nedlands policy: Yes No

Legislation

This report meets the requirements of Regulation 13 of the Local Government (Financial Management) Regulations 1996.

Budget/Financial Implications

Not applicable.

Risk Management

The Accounts Payable procedures ensure that no fraudulent payments are made by the City, and these procedures are strictly adhered to by the officers. These include the final vetting of approved invoices by the Finance Manager and the Director of Corporate Services (or designated alternative officers).

Discussion

The list of accounts for March 2011 has been prepared in accordance with Regulation 13 of the Local Government (Financial Management) Regulations 1996 and is now presented to Council.

Conclusion

The list of accounts paid for the month of March 2011 complies with the relevant legislation and can be received by Council.

Attachments

1. List of Accounts Paid – March 2011



CITY OF NEDLANDS

All Payments 1/03/2011 to 31/03/2011

<u>Chq/Ref</u>	<u>Payee</u>	<u>Date</u>	<u>Amount</u>	<u>Tran</u>	<u>Description</u>	<u>Amount</u>
NAB - Municipal Account						
CHEQUE						
55565	AUSTRALIA POST - NEDLANDS	10/03/2011	-375.00	INV	PO BOX 9 & L/BAG RENEWAL 1/4/11-31/3/12	375.00
55566	JUDITH BROWN	10/03/2011	-456.00	INV	TERM 1 2011 TUTOR FEES	456.00
55567	CITY OF NEDLANDS PETTY CASH	10/03/2011	-652.20	INV	RECOUP PETTY CASH W/E 4/2/11 DEPOT	342.85
				INV	RECOUP PETTY CASH	309.35
55568	CITY OF NEDLANDS SOCIAL CLUB	10/03/2011	-414.00	INV	PAYROLL DEDUCTION	210.00
				INV	PAYROLL DEDUCTION	204.00
55569	IAN HAMILTON	10/03/2011	-88.00	INV	REIMBURSE INTERNET 7/2-6/3/11	88.00
55570	COUNCILLOR B G HODSDON	10/03/2011	-727.50	INV	COUNCILLORS ALLOWANCE MARCH 2011	727.50
55571	KMART INNALOO	10/03/2011	-2,000.00	INV	LIBRARY-KITCHEN SUPPLIES & LOC STOCK RESOURCES	2,000.00
55572	SLADANA KNEZEVIC	10/03/2011	-608.00	INV	TERM 1 2011 TUTOR FEES	608.00
55573	LANDGATE - GRV	10/03/2011	-276.29	INV	GRV'S 22/1-4/2/11 SCHDL G2011/3	276.29
55574	LIQUOR BARONS	10/03/2011	-173.95	INV	REFRESHMENTS-PROP SVCS TEAM RECOGNITION	173.95
55575	LOCAL SUPER	10/03/2011	-1,660.24	INV	ADMINISTRATION - ADMINISTRATIO - 60-11-17-18-60	1,660.24
55576	TOM MALCOLM	10/03/2011	-261.73	INV	REIMBURSE-CUTTER FOR LEADLIGHTING CLASS	261.73



CITY OF NEDLANDS

All Payments 1/03/2011 to 31/03/2011

<u>Chq/Ref</u>	<u>Payee</u>	<u>Date</u>	<u>Amount</u>	<u>Tran</u>	<u>Description</u>	<u>Amount</u>
55577	MLC NOMINEES PTY LIMITED	10/03/2011	-216.62	INV	MLC NOMINEES - 65-11-17-18-65	216.62
55578	MTAA SUPERANNUATION FUND	10/03/2011	-168.42	INV	MTAA SUPERANNUATION FUND - 66-11-17-18-66	168.42
55579	NAPOLEON STREET NEWSAGENCY	10/03/2011	-655.79	INV	NEDLANDS LIBRARY MAGAZINES-JAN 11	505.70
				INV	MTC LIBRARY MAGAZINES-JAN 11	150.09
55580	PBTL-LIFETIME SUPERANNUATION FUND	10/03/2011	-120.73	INV	PBTL - LIFETIME SUPERANNUATION - 62-11-17-18-62	120.73
55581	PATRICIA SCHUTTLER	10/03/2011	-2,310.00	INV	TERM 1 2011 TUTOR FEES	1,824.00
				INV	TERM 1 2011 TUTOR FEES	486.00
55582	SHELTON SCARFF ACADEMY	10/03/2011	-210.00	INV	TUTOR FEES 2011 SCHL HOL PROG	210.00
55583	SHENTON COLLEGE	10/03/2011	-1,100.00	INV	2010 SHENTON COLLEGE CHRISTMAS CONCERT GRANT	1,100.00
55584	SHIRE OF CHITTERING	10/03/2011	-634.42	INV	REIMBURSE-LONG SVCE LEAVE	634.42
55585	SHIRE OF PEPPERMINT GROVE	10/03/2011	-67.55	INV	RECOVERIES OF LOST/DAMAGED BOOKS	41.15
				INV	RECOVERIES OF LOST/DAMAGED BOOKS	26.40
55586	SPEARWOOD DRAINAGE CO	10/03/2011	-4,972.00	INV	DRAINAGE WORKS/MAINT-MINORA RD	2,970.00
				INV	DRAINAGE WORKS-STUBBS TCE	2,002.00
55587	SPORTS TURF TECHNOLOGY P/L	10/03/2011	-1,144.00	INV	SOIL, LEAF ANALYSIS/RPT-ALLEN PK RUGBY FIELD	1,144.00
55588	SYNERGY	10/03/2011	-1,292.85	INV	ELECTRICITY 8/12/10-5/2/11 CHARLES CRT RSV	864.35



CITY OF NEDLANDS

All Payments 1/03/2011 to 31/03/2011

<u>Chq/Ref</u>	<u>Payee</u>	<u>Date</u>	<u>Amount</u>	<u>Tran</u>	<u>Description</u>	<u>Amount</u>
				INV	ELECTRICITY 18/1-15/2/11 FORESHORE 3	428.50
55589	TELSTRA CORPORATION LTD	10/03/2011	-12,553.58	INV	TO 9/3/11 DATA CHG-INTERNET ACCESS SVCE	8,849.09
				INV	PHONE CHARGES-USE-13/2, SVCE-13/3/11	3,644.54
				INV	MTC LIB BROADBAND 17/2/11-16/3/11	59.95
55590	TREE PLANTING & WATERING	10/03/2011	-2,037.75	INV	HIRE WATER TRUCK 5,12,25/1/11	2,037.75
55591	B TYSON	10/03/2011	-727.50	INV	COUNCILLORS ALLOWANCE MARCH 2011	727.50
55592	W A LIMESTONE CO	10/03/2011	-403.74	INV	25.14 TONNE LAWN SAND	403.74
55593	WALGS PLAN	10/03/2011	-87,420.40	INV	COMMUNITY SERVICES - 50-11-17-18-50	47,683.10
				INV	WALG PLAN ENVIRON SERV - PLANN - 51-11-17-18-51	39,737.30
55594	FISKE WARREN	10/03/2011	-608.00	INV	TERM 1 2011 TUTOR FEE	608.00
55595	WATER CORPORATION	10/03/2011	-1,373.30	INV	10/8/10-10/2/11 WATER USE MELVISTA PR/SCHL	147.80
				INV	9/8/10-14/2/11 WATER USE DALK TENNIS CLB	421.90
				INV	9/8/10-14/2/11 WATER USE AMENITIES-D CRUICK RSV	53.10
				INV	6/8/10-11/2/11 WATER USE NCC	750.50
55596	MR H ALNASSIR	10/03/2011	-188.00	RFND	REFUND HALL & KEY BOND BANKSIA RM 26/2/1	188.00
55597	WA EVENTS & PROJECTS	10/03/2011	-780.00		CANCELLED CHEQUE	
55598	J E BOLTON	10/03/2011	-705.07		REFUND - ASSESSMENT 162503	



CITY OF NEDLANDS

All Payments 1/03/2011 to 31/03/2011

<u>Chq/Ref</u>	<u>Payee</u>	<u>Date</u>	<u>Amount</u>	<u>Tran</u>	<u>Description</u>	<u>Amount</u>
55599	J R O'MAHONY	10/03/2011	-188.00	RFND	REFUND HALL & KEY BOND MCC 1/3/11	188.00
55600	WINSOFT CONSULTANTS	10/03/2011	-125.00	RFND	REFUND HALL AND KEY BONDS DRABBLE HOUSE	125.00
55601	PHILIPPA J HUNT 13 GARLAND ROAD	10/03/2011	-444.00	INV	REFUND OV/PD FEES-RE 13 GARLAND RD	444.00
55602	ROBINSON BUILDTECH	10/03/2011	-1,500.00	RFND	37 HAMPDEN RD - FOOTPATH REFUND	1,500.00
55603	MR R SODUM	10/03/2011	-1,500.00	RFND	32 BRUCE STREET - FOOTPATH REFUND	1,500.00
55604	THE QUINTILIAN SCHOOL INC	10/03/2011	-1,500.00	RFND	46 QUINTILIAN RD - FOOTPATH REFUND	1,500.00
55605	ROBERT HOLL MASTER BUILDER	10/03/2011	-1,500.00	RFND	10 SHANN ST - FOOTPATH REFUND	1,500.00
55606	W H CHIN	10/03/2011	-1,500.00	RFND	72 LOUISE STREET - FOOTPATH REFUND	1,500.00
55607	A1 POOLS	10/03/2011	-1,500.00	RFND	7 EDWARD ST - FOOTPATH REFUND	1,500.00
55608	J A CONSTRUCTIONS PTY LTD	10/03/2011	-1,500.00	RFND	3 GREENVILLE ST - FOOTPATH REFUND	1,500.00
55609	GATL DEVELOPMENTS PTY LTD	10/03/2011	-1,500.00	RFND	102A VICTORIA AVE - FOOTPATH REFUND	1,500.00
55610	MR M GETHIN	10/03/2011	-1,500.00	RFND	22 CARRINGTON ST - FOOTPATH REFUND	1,500.00
55611	R M TSAPAZI	10/03/2011	-188.00	RFND	REFUND HALL & KEY BOND BANKSIA MCC	188.00
55612	SALLY DAVIS C/- 10A ZAMIA STREET	10/03/2011	-250.00	INV	2010/2011 COMMUNITY GRANT	250.00
55613	KATHY WHITLEY 5 MINORA ROAD	10/03/2011	-217.50	INV	2010/2011 CCDF GRANT	217.50
55614	MARGARET LOCKHART 14 WELD	10/03/2011	-250.00	INV	2010/2011 CCDF GRANT	250.00



CITY OF NEDLANDS

All Payments 1/03/2011 to 31/03/2011

<u>Chq/Ref</u>	<u>Payee</u>	<u>Date</u>	<u>Amount</u>	<u>Tran</u>	<u>Description</u>	<u>Amount</u>
	STREET					
55615	ANUPAMA BHARADWAJ 14A LANTANA AVENU	10/03/2011	-250.00	INV	2010/2011 SPONSORSHIP OF YOUTH INITIATIVES	250.00
55616	MARTINE & ANDREW VENN 33 BULIMBA RO	10/03/2011	-425.00	INV	COUNCIL CONTRIBUTION TO CROSSOVER-33 BULIMBA	425.00
55617	ROBYN ELLIS 115 CIRCE CIRCLE	10/03/2011	-101.18	INV	REIMBURSE VOLUNTEER EXPENSES	101.18
55618	SUE CLENNELL PO BOX 1127	10/03/2011	-15.00	INV	POETRY CD "THE VAN GOGH CAFE"	15.00
55619	MURIEL ROUGHAN 13 TAYLOR ROAD	10/03/2011	-100.00	INV	COURSE REFUND TERM 1 2011	100.00
55620	SALLY GAUNT 285 HANCOCK STREET	10/03/2011	-110.00	INV	PERFORMANCE-SUBJECTS OF NOTE-MTC LIB	110.00
55621	MARISA JOYNER 30 HAWKESTONE STREET	10/03/2011	-11.00	INV	REFUND - LOST ITEM RETURNED	11.00
55622	PETER BOYKETT 34 VINCENT STREET	10/03/2011	-26.40	INV	REFUND- LOST ITEM RETURNED	26.40
55623	PAMELIA PERROTT 70 THOMAS STREET	10/03/2011	-68.20	INV	REFUND - LOST ITEM RETURNED	68.20
55624	SHERIE CUBITT PO BOX 97	10/03/2011	-75.00	INV	COURSE REFUND TERM 1 2011	75.00
55625	AMANDA MINCHERTON 18 TAYLOR ROAD	10/03/2011	-116.00	INV	COURSE REFUND TERM 1 2011	116.00
55626	THANDI BIUTENDAG 3 SUTCLIFFE STREET	10/03/2011	-250.00	INV	2010/2011 COMMUNITY GRANT	250.00
55627	FRANCE TIZON 57/203 NICHOLSON ROAD	10/03/2011	-77.88	INV	REIMBURSE VOLUNTEER EXPENSES	77.88



CITY OF NEDLANDS

All Payments 1/03/2011 to 31/03/2011

<u>Chq/Ref</u>	<u>Payee</u>	<u>Date</u>	<u>Amount</u>	<u>Tran</u>	<u>Description</u>	<u>Amount</u>
55628	FRANCIE-MAY READ 7 BAIRD AVENUE	10/03/2011	-85.80	INV	REIMBURSE VOLUNTEER EXPENSES	85.80
55629	MR M DE SANTIS	10/03/2011	-176.00	RFND	HALL AND KEY BOND REFUND JOHN LECKIE PAV	176.00
55630	WATERSIDE DEVELOPMENTS	10/03/2011	-1,500.00	RFND	2D ROCKTON RD - FOOTPATH REFUND	1,500.00
55631	F HALLETT	10/03/2011	-1,500.00	RFND	19 BURNETTIA LANE - FOOTPATH REFUND	1,500.00
55632	MERCEDES GROUP PTY LTD T/AS ZORZI	10/03/2011	-1,500.00	RFND	6 LAMBETH MEWS - FOOTPATH REFUND	1,500.00
55633	NATIONAL ESTATE BUILDERS (WA) PTY L	10/03/2011	-1,500.00	RFND	55 VERDUN STREET - FOOTPATH REFUND	1,500.00
55634	T JAEGER	10/03/2011	-1,500.00	RFND	26A LISLE ST - FOOTPATH REFUND	1,500.00
55635	MS G A GILBRIDE	10/03/2011	-1,500.00	RFND	69 VIKING RD - FOOTPATH REFUND	1,500.00
55636	C L SADLIER	10/03/2011	-1,500.00	RFND	110 ROCHDALE RD - FOOTPATH REFUND	1,500.00
55637	B R HUGHES	10/03/2011	-1,500.00	RFND	45 WELD ST - FOOTPATH REFUND	1,500.00
55638	EDEN HOME IMPROVEMENTS	10/03/2011	-1,500.00	RFND	6 BURNETTIA LANE - FOOTPATH REFUND	1,500.00
55639	OASIS PATIOS	10/03/2011	-1,500.00	RFND	12 MAYFAIR ST - FOOTPATH	1,500.00
55640	QUAHE PTY LTD ATF THE LIAN FAMILY T	10/03/2011	-1,500.00	RFND	76 TYRELL ST - FOOTPATH REFUND	1,500.00
55641	B BERGIN	10/03/2011	-205.00	RFND	ROOM HIRE & KEY BOND REFUND	205.00
55642	INSTYLE RESIDENCE	10/03/2011	-551.25	RFND	36 DALKEITH RD - FOOTPATH REFUND	551.25



CITY OF NEDLANDS

All Payments 1/03/2011 to 31/03/2011

<u>Chq/Ref</u>	<u>Payee</u>	<u>Date</u>	<u>Amount</u>	<u>Tran</u>	<u>Description</u>	<u>Amount</u>
55643	CHRIS WILLIAMS 56 MORSLAY WAY	10/03/2011	-600.00	INV	REMOVE BORE STAIN FROM CAR-IRRIGATION FAULT	600.00
55644	NEW 2 YOU PTY LTD PO BOX 162	10/03/2011	-1,500.00	INV	RPLC CHQ 55142-54 CLEMENT ST F/PTH REFUND	1,500.00
55645	ARROW PRESSURE WASH	15/03/2011	-88.00	INV	SCHDL SVCE W/SHOP PRESSURE CLEANER	88.00
55646	BROOKS CONSTRUCTION PTY LTD	15/03/2011	-1,500.00	fund	7B ERICA AVE - FOOTPATH REFUND	1,500.00
55647	BUILDERS REGISTRATION BOARD OF WA	15/03/2011	-1,260.00	INV	FEB 2011 RECONCILIATION & RETURN	1,260.00
55648	CITY OF NEDLANDS PETTY CASH	15/03/2011	-380.25	INV	RECOUP PETTY CASH W/E 11/3/11 ADMIN	380.25
55649	CONSTRUCTION TRAINING FUND	15/03/2011	-14,816.56	INV	FEB 2011 RECONCILIATION & RETURN	14,816.56
55650	NORMS DOORS	15/03/2011	-240.00	INV	CUSTOM DOOR-HACKETT PLAYGROUP	240.00
55651	PERTH BEARING CO	15/03/2011	-180.44	REV	RPLC CHQ 55123-FL 207 HOUSINGS,UC207 BEARINGS	180.44
55652	SYNERGY	15/03/2011	-244.85	INV	ELECTRICITY 4/12/10-3/2/11 CAMPSIE PK	22.75
				INV	ELECTRICITY 9/4/10- 8/2/11 BISHOP RD RSV	222.10
55653	WARWICK SEWING CENTRE	15/03/2011	-219.80	INV	SVCE/RPR 3X BERNETTE 720 SEWING MACHINES	219.80
55654	WATER CORPORATION	15/03/2011	-2,066.45	INV	20/8/10-24/2/11 WATER USE-COLLEGE PK FAMILY CNTR	35.90
				INV	25/8/10-24/2/11 WATER USE-J LECKIE PAV	717.50
				INV	19/8/10-23/2/11 WATER USE-DRABBLE HSE	225.30



CITY OF NEDLANDS

All Payments 1/03/2011 to 31/03/2011

<u>Chq/Ref</u>	<u>Payee</u>	<u>Date</u>	<u>Amount</u>	<u>Tran</u>	<u>Description</u>	<u>Amount</u>
				INV	27/8/07-24/2/11 WATER USE MEDIUM STRIP FLORENCE	10.45
				INV	19/8/10-24/2/11 WATER USE ROSE GDN	80.35
				INV	20/8/10-23/2/11 WATER USE	50.25
				INV	20/8/09-23/2/11 WATER USE	7.80
				INV	24/2/10-23/2/11 WATER USE	9.75
				INV	23/2/10-23/2/11 WATER USE	10.70
				INV	20/8/10-23/2/11 WATER USE	38.75
				INV	20/8/10-23/2/11 WATER USE GRANBY CRES RSV	337.25
				INV	24/8/10-22/2/11 WATER USE	200.90
				INV	24/8/10-22/2/11 WATER USE	10.05
				INV	19/8/10-23/2/11 WATER USE TRESILLIAN	331.50
55655	HBF INSURANCE PTY LTD	18/03/2011	-1,342.06	INV	INS CLAIM 538142MFA L D MELVILLE 1DEI964	1,342.06
55656	BROADWAY MARINE	23/03/2011	-40,315.00	INV	RIVER WALL REPAIRS	40,315.00
55657	BROADWAY MARINE	24/03/2011	-20,157.50	INV	25% DEPOSIT-RPRS TO RIVER WALL 20M SECTION	20,157.50
55658	ALINTA GAS	25/03/2011	-75.20	INV	GAS CHARGES 23/11/10-1/3/11 ADMIN COTTAGE	48.45
				INV	GAS CHARGES 23/11/10-1/3/11 ADMIN	26.75
55659	AUST INSTITUTE OF BLDG SURVEYORS	25/03/2011	-150.00	INV	M DEAL - SETUP & RUN SMALL BLDG SURVEY PRACTICE	75.00



CITY OF NEDLANDS

All Payments 1/03/2011 to 31/03/2011

<u>Chq/Ref</u>	<u>Payee</u>	<u>Date</u>	<u>Amount</u>	<u>Tran</u>	<u>Description</u>	<u>Amount</u>
				INV	R MARSHALL-SETUP & RUN SMALL BLDG SURVEY PRACTICE	75.00
55660	AUSTRALIA POST	25/03/2011	-620.23	INV	FEB 2011 REPLY PAID LETTERS	24.94
				INV	2/11 COUNTER B/PAY & C/CARD TRANS FEE	595.29
55661	BAY ROAD PANTRY	25/03/2011	-405.00	INV	TO 20/2/11 COMMISSION-TENNIS CRT COLLEGE PK	405.00
55662	BROADWAY MARINE	25/03/2011	-15,785.00	INV	EMERGENCY RIVER WALL REPAIRS	15,785.00
55663	ERIC CALABRESE	25/03/2011	-1,007.00	INV	MAR 11 GARDENING SVCES-HACC CLIENTS	38.00
				INV	MAR 11 GARDENING SVCES-HACC CLIENTS	228.00
				INV	MAR 11 GARDENING SVCES-HACC CLIENTS	266.00
				INV	MAR 11 GARDENING SVCES-HACC CLIENTS	190.00
				INV	MAR 11 GARDENING SVCES-HACC CLIENTS	285.00
55664	CASTLE COTTON SUPPLIES	25/03/2011	-319.00	INV	4X 25KG BAGS TOWEL	319.00
55665	CITY OF NEDLANDS PETTY CASH	25/03/2011	-1,406.60	INV	RECOUP PETTY CASH W/E 11/3/11 N/LIB	277.35
				INV	RECOUP PETTY CASH W/E 25/3/11 NVS	138.90
				INV	RECOUP PETTY CASH W/E 25/3/11 ADMIN	417.75
				INV	RECOUP PETTY CASH W/E 25/3/11 TRESILLIAN	273.05
				INV	RECOUP PETTY CASH W/E 25/3/11 NCC	299.55
55666	CUTTING EDGES EQUIPMENT PARTS	25/03/2011	-441.52	INV	A1137 HD CUTTING EDGE C/W MOUNTING	441.52



CITY OF NEDLANDS

All Payments 1/03/2011 to 31/03/2011

<u>Chq/Ref</u>	<u>Payee</u>	<u>Date</u>	<u>Amount</u>	<u>Tran</u>	<u>Description</u>	<u>Amount</u>
	PTY L				HARDWARE	
55667	DICKIES TREE SERVICE	25/03/2011	-706.00	fund	RESERVE & KEY BOND FORESHORE 3	706.00
55668	FINES ENFORCEMENT REGISTRY	25/03/2011	-2,107.00	INV	LODGEMENT OF UNPAID INFRINGEMENTS	2,107.00
55669	LANDGATE - GRV	25/03/2011	-242.91	INV	5/2-18/2/11 GRV'S SHDL G2011/4	242.91
55670	LIQUOR BARONS	25/03/2011	-189.96	INV	CATERING SUPPLIES - TECH SVCES FUNCTION	189.96
55671	EILEEN POGSON	25/03/2011	-37.12	INV	JAN 11 COMMISSION-HWD TENNIS CRT BOOKINGS	37.12
55672	TELSTRA CORPORATION LTD	25/03/2011	-1,781.14	INV	FEBRUARY 2011 MOBILE PHONE CHARGES	1,781.14
55673	TREE PLANTING & WATERING	25/03/2011	-1,358.50	INV	HIRE WATER TRUCK 10 & 23/2/11	1,358.50
55674	WA EVENTS & PROJECTS	25/03/2011	-500.00	INV	RE CANCELLED CHQ 55597-REFUND BOND	500.00
55675	WATER CORPORATION	25/03/2011	-1,430.15	INV	19/8/10-3/3/11 WATER USE N/LIB	99.00
				INV	9/8/10-17/2/11 WATER USE DALK BWL CLB & PROCC	1,331.15
55676	S & R N COLLIS 20 SUTCLIFFE ST	25/03/2011	-852.04		REFUND OVERPAYMENT RATES ASSESSMENT 125476	
55677	G F MCCANN	25/03/2011	-1,500.00	RFND	93 BIRKDALE RD - FOOTPATH REFUND	1,500.00
55678	BROOKS SIMPLY BUILDING BETTER	25/03/2011	-1,500.00	RFND	80 TYRELL ST - FOOTPATH REFUND	1,500.00
55679	DAXON PTY LTD	25/03/2011	-1,500.00	RFND	65 BRUCE ST - FOOTPATH REFUND	1,500.00
55680	STEVE'S - NEDLANDS PARK NOMINEES PT	25/03/2011	-1,500.00	RFND	171 BROADWAY - FOOTPATH REFUND	1,500.00
55681	A A NAISBITT	25/03/2011	-1,500.00	RFND	66 MONASH AVE - FOOTPATH REFUND	1,500.00



CITY OF NEDLANDS

All Payments 1/03/2011 to 31/03/2011

<u>Chq/Ref</u>	<u>Payee</u>	<u>Date</u>	<u>Amount</u>	<u>Tran</u>	<u>Description</u>	<u>Amount</u>
55682	MR G ROBERTSON	25/03/2011	-1,500.00	RFND	47 BEATRICE RD - FOOTPATH REFUND	1,500.00
55683	JUMEIRAH HOMES PO BOX 340	25/03/2011	-1,500.00		VERGE BOND REFUND – 10 CIRCE CIRCLE	
55684	MRS N FOLEY	25/03/2011	-1,500.00	RFND	57 THE AVENUE - FOOTPATH REFUND	1,500.00
55685	MR A ALSHAER	25/03/2011	-188.00	RFND	REFUND HALL & KEY BOND MCC	188.00
55686	T L NIELSEN	25/03/2011	-188.00	RFND	REFUND HALL & KEY BOND TUART MCC	188.00
55687	MRS M E GRAHAM	25/03/2011	-188.00	RFND	HALL & KEY BOND KINDY	188.00
55688	MRS J DIMSEY	25/03/2011	-640.00	RFND	RESERVE BOND ALLEN PARK	640.00
55689	A DYMOND	25/03/2011	-706.00	RFND	REFUND RESERVE BOND	706.00
55690	GRAND VIERA HOMES PTY LTD	25/03/2011	-800.00	RFND	26 SWANSEA ST - FOOTPATH REFUND	800.00
55691	AUSTIN DEVELOPMENTS	25/03/2011	-1,500.00	RFND	61 ARCHDEACON ST - FOOTPATH REFUND	1,500.00
55692	ICS AUSTRALIA PTY LTD	25/03/2011	-1,500.00	RFND	2 GREENVILLE ST - FOOTPATH REFUND	1,500.00
55693	CARLPERRIN BUILDING	25/03/2011	-1,500.00	RFND	9 BEDFORD ST - FOOTPATH REFUND	1,500.00
55694	C BELL	25/03/2011	-1,500.00	RFND	6 PINETREE LANE - FOOTPATH REFUND	1,500.00
55695	KELMONT HOMES	25/03/2011	-1,500.00	RFND	72 TYRELL ST - FOOTPATH REFUND	1,500.00
55696	COTTESLOE GOLF CLUB (INC)	25/03/2011	-1,500.00	RFND	173 ALFRED RD - FOOTPATH REFUND	1,500.00
55697	S A O'KEEFE	25/03/2011	-1,500.00	RFND	10 CYGNET CRES - FOOTPATH REFUND	1,500.00



CITY OF NEDLANDS

All Payments 1/03/2011 to 31/03/2011

<u>Chq/Ref</u>	<u>Payee</u>	<u>Date</u>	<u>Amount</u>	<u>Tran</u>	<u>Description</u>	<u>Amount</u>
55698	T D ALCOCK	25/03/2011	-800.00	RFND	27 ARCHDEACON ST - FOOTPATH REFUND	800.00
55699	MINCHIN & SIMS PTY LTD	25/03/2011	-1,500.00	RFND	35 VIKING RD - FOOTPATH REFUND	1,500.00
55700	A L MCEVOY	25/03/2011	-1,500.00	RFND	24 TOWNSEND RD - FOOTPATH REFUND	1,500.00
55701	A T BRINE & SONS PTY LTD	25/03/2011	-1,500.00	RFND	6 HILLWAY NEDLANDS - FOOTPATH REFUND	1,500.00
55702	DEEP GREEN LANDSCAPING	25/03/2011	-1,500.00	RFND	17 KNUTSFORD ST - FOOTPATH REFUND	1,500.00
55703	MRS C STEELE	25/03/2011	-188.00	RFND	KEY & HALL BONDS	188.00
55704	MS K MALATT	25/03/2011	-188.00	RFND	KEY & HALL BOND FOR JOHN LECKI	188.00
55705	B WILLIAMSON	25/03/2011	-188.00	RFND	KEY & HALL MCCCC	188.00
55706	K J WITHERS	25/03/2011	-188.00	RFND	REFUND HALL & KEY BOND	188.00
55707	J H & G W HOWARD 39 BROWNE AVE	25/03/2011	-726.93		ADDITIONAL REBATE REFUND ASSESSMENT 116293	
55708	A BLOCKLEY	25/03/2011	-188.00	RFND	REFUND HALL & KEY BOND	188.00
55709	NATASHA LESTER 35 THOMAS STREET	25/03/2011	-300.00	INV	AUTHOR TALK-N/LIB 14/3/11	300.00
55710	PATRICK CORNISH 276 SALVADO ROAD	25/03/2011	-675.00	INV	ORAL HISTORY OF JO HILLER	675.00
55711	MR C W HUTCHINSON	25/03/2011	-1,737.27	RFND	51 MAYFAIR ST - FOOTPATH REFUND	1,737.27
55712	ANTHEA HARRIS 15/12 STONE STREET	25/03/2011	-1,140.00	INV	REIMB-AIRFARE & ACCOMMODATION-CONF	1,140.00
55713	RJ GOLDFINCH BOX 102	25/03/2011	-15.00	INV	LOCAL STOCK PURCHASE-"PIE"	15.00



CITY OF NEDLANDS

All Payments 1/03/2011 to 31/03/2011

<u>Chq/Ref</u>	<u>Payee</u>	<u>Date</u>	<u>Amount</u>	<u>Tran</u>	<u>Description</u>	<u>Amount</u>
55714	DAVE & LUCIE ROBINSON 13 COLLEGE RO	25/03/2011	-106.15	INV	REIMBURSE VOLUNTEER EXPENSES	106.15
55715	JOHN MORGAN 11 JARRAH LANE	25/03/2011	-87.50	INV	REIMBURSE-CAT STERILISATION	87.50
55716	CLEONE MACGREGOR 6 ROBINSON STREET	25/03/2011	-14.30	INV	REFUND-LOST ITEM RETURNED	14.30
55717	NATIONAL ESTATE BUILDERS (WA) PTY L	25/03/2011	-800.00	RFND	30 DOONAN RD - FOOTPATH REFUND	800.00
55718	BY DESIGN CARPORTS & PATIOS	25/03/2011	-1,500.00	RFND	53 VINCENT ST - FOOTPATH REFUND	1,500.00
55719	MR A K THOMSON	25/03/2011	-1,500.00	RFND	45 STIRLING HWY - FOOTPATH REFUND	1,500.00
55720	L E NATHAN	25/03/2011	-1,500.00	RFND	15 DONNAN RD - FOOTPATH REFUND	1,500.00
55721	M R WRIGHT	25/03/2011	-1,500.00	RFND	104 SMYTH ROAD - FOOTPATH REFUND	1,500.00
55722	D G AXWORTHY	25/03/2011	-1,500.00	RFND	120 PRINCESS ROAD - FOOTPATH REFUND	1,500.00
55723	MR B GRAY	25/03/2011	-1,500.00	RFND	66 MOUNTJOY RD - FOOTPATH REFUND	1,500.00
55724	ROSS GRIFFIN QUALITY HOMES	25/03/2011	-1,500.00	RFND	11B ERICA AVE - FOOTPATH REFUND	1,500.00
55725	ALINTA GAS	31/03/2011	-16.10	INV	GAS CHARGES 23/11/10-1/3/11 MAISONETTES	16.10
55726	CHILD SUPPORT REGISTRAR	31/03/2011	-452.74	INV	PAYROLL DEDUCTION	226.37
				INV	PAYROLL DEDUCTION	226.37
55727	CITY OF NEDLANDS PETTY CASH	31/03/2011	-919.25	INV	RECOUP PETTY CASH W/E 25/3/11 PROCC	206.95



CITY OF NEDLANDS

All Payments 1/03/2011 to 31/03/2011

<u>Chq/Ref</u>	<u>Payee</u>	<u>Date</u>	<u>Amount</u>	<u>Tran</u>	<u>Description</u>	<u>Amount</u>
				INV	RECOUP PETTY CASH W/E 1/4/11 ADMIN	335.90
				INV	RECOUP PETTY CASH W/E 1/4/11 NCC	376.40
55728	CITY OF NEDLANDS SOCIAL CLUB	31/03/2011	-410.00	INV	PAYROLL DEDUCTION	206.00
				INV	PAYROLL DEDUCTION	204.00
55729	VIOLA GALLAGHER	31/03/2011	-135.00	INV	MAINTENANCE-DRAINAGE SUMP AREA	135.00
55730	LOCAL SUPER	31/03/2011	-1,655.64	INV	ADMINISTRATION - ADMINISTRATIO - 60-11-19-20-60	1,655.64
55731	MLC NOMINEES PTY LIMITED	31/03/2011	-216.62	INV	MLC NOMINEES - 65-11-19-20-65	216.62
55732	MTAA SUPERANNUATION FUND	31/03/2011	-210.53	INV	MTAA SUPERANNUATION FUND - 66-11-19-20-66	210.53
55733	NAPOLEON STREET NEWSAGENCY	31/03/2011	-157.64	INV	MTC LIBRARY MAGAZINES-FEB 11	157.64
55734	PBTL-LIFETIME SUPERANNUATION FUND	31/03/2011	-147.52	INV	PBTL - LIFETIME SUPERANNUATION - 62-11-19-20-62	147.52
55735	SYNERGY	31/03/2011	-12,569.65	INV	ELECTRICITY 12/1-15/3/11 SWANB BCH RSV	535.25
				INV	ELECTRICITY 14/1-16/3/11 BAINS PK	111.65
				INV	ELECTRICITY 14/1-16/3/11 HARRIS PK LIGHTS	64.70
				INV	ELECTRICITY 14/1-16/3/11 HARRIS PK	1,319.80
				INV	ELECTRICITY 14/1-16/3/11 CALADENIA GDNS	56.10
				INV	ELECTRICITY 14/1-16/3/11 MTC PONDS/PUMPS	5,640.10



CITY OF NEDLANDS

All Payments 1/03/2011 to 31/03/2011

<u>Chq/Ref</u>	<u>Payee</u>	<u>Date</u>	<u>Amount</u>	<u>Tran</u>	<u>Description</u>	<u>Amount</u>
				INV	ELECTRICITY 14/1-16/3/11 LESLEY GRAHAM RSV	226.50
				INV	ELECTRICITY 14/1-16/3/11 MTC OVAL	463.60
				INV	ELECTRICITY 12/1-15/3/11 ALLEN PK	1,102.85
				INV	ELECTRICITY 14/1-16/3/11 ST PETERS SQ BORE	345.80
				INV	ELECTRICITY 14/1-16/3/11 HAMILTON PK	412.20
				INV	ELECTRICITY 14/1-16/3/11 NEW CRT GRN	117.40
				INV	ELECTRICITY 14/1-16/3/11 ZAMIA PK	22.75
				INV	ELECTRICITY 13/1-14/3/11 STUBBS TCE	91.05
				INV	ELECTRICITY 14/1-15/3/11	222.20
				INV	ELECTRICITY 5/1-4/3/11 MOSSVALE RSV	35.70
				INV	ELECTRICITY 6/1-4/3/11 ROGERSON GDNS	95.45
				INV	ELECTRICITY 5/1-4/3/11 LAWLER PK TENNIS	57.90
				INV	ELECTRICITY 28/1-25/2/11 IRRIGATION CONTROL	27.75
				INV	28/1-25/2/11 AUX/DECORATIVE LIGHT CHARGES	981.95
				INV	ELECTRICITY 14/1-16/3/11 JONES PK	55.15
				INV	ELECTRICITY 16/2-17/3/11 FORESHORE 3	583.80
55736	TELSTRA CORPORATION LTD	31/03/2011	-12,415.91	INV	TO 9/4/11 DATA CHG-INTERNET ACCESS SVCE	8,849.09
				INV	PHONE CHARGES USE-13/3 SVCE-13/4/11	3,566.82
55737	W A LIMESTONE CO	31/03/2011	-836.09	INV	52.06 TONNE LAWN SAND-CHARLES COURT RSV	836.09



CITY OF NEDLANDS

All Payments 1/03/2011 to 31/03/2011

<u>Chq/Ref</u>	<u>Payee</u>	<u>Date</u>	<u>Amount</u>	<u>Tran</u>	<u>Description</u>	<u>Amount</u>
55738	WACOSS	31/03/2011	-55.00	INV	MEMBERSHIP WACOSS-TARN REYNOLDS	55.00
55739	WALGS PLAN	31/03/2011	-84,306.34	INV	COMMUNITY SERVICES - 50-11-19-20-50	44,001.34
				INV	WALG PLAN ENVIRON SERV - PLANN - 51-11-19-20-51	40,305.00
55740	D J STUART	31/03/2011	-1,500.00	RFND	27 BRUCE ST - FOOTPATH REFUND	1,500.00
55741	V LEE	31/03/2011	-1,500.00	RFND	4A JAMES RD - FOOTPATH REFUND	1,500.00
55742	SAXON CONSTRUCTIONS	31/03/2011	-1,500.00	RFND	90 MONASH AVE - FOOTPATH REFUND	1,500.00
55743	S J GIBSON	31/03/2011	-1,500.00	RFND	50 ROBINSON ST - FOOTPATH REFUND	1,500.00
55744	MR B H BLACK	31/03/2011	-1,500.00	RFND	93 STANLEY ST - FOOTPATH REFUND	1,500.00
55745	MATRIX POOLS	31/03/2011	-1,500.00	RFND	2 GREENVILLE ST - FOOTPATH REFUND	1,500.00
55746	SAXON CONSTRUCTIONS	31/03/2011	-1,500.00	RFND	57 NAPIER ST - FOOTPATH REFUND	1,500.00
55747	DR E A MEEHAN	31/03/2011	-150.00	RFND	18A LUITA ST - FOOTPATH REFUND	150.00
55748	AUSTI WA	31/03/2011	-205.00		CANCELLED	0.00
55749	CLOUDIA DE FRENNE	31/03/2011	-150.00	RFND	ROOM HIRE BOND - TRESILIAN	150.00
55750	DIANNE HICKS 74A GEORGE WAY	31/03/2011	-105.60	INV	REIMBURSE VOLUNTEER EXPENSES	105.60
55751	PATTON SU TINAPPLE 44 BRUCE STREET	31/03/2011	-250.00	INV	2010/2011 SPONSORSHIP OF YOUTH INITIATIVES	250.00
55752	LILLY TINAPPLE 44 BRUCE STREET	31/03/2011	-250.00	INV	2010/2011 SPONSORSHIP OF YOUTH INITIATIVES	250.00



CITY OF NEDLANDS

All Payments 1/03/2011 to 31/03/2011

<u>Chq/Ref</u>	<u>Payee</u>	<u>Date</u>	<u>Amount</u>	<u>Tran</u>	<u>Description</u>	<u>Amount</u>
55753	MR M KAY	31/03/2011	-188.00	RFND	KEY & HALL BOND - ALLEN PARK PAVILLION	188.00
55754	MRS J ALLEN	31/03/2011	-188.00	RFND	KEY & HALL BOND - ALLEN PARK PAVILLION	188.00
Total CHEQUE			-\$451,556.90			
EFT						
PY01-19	NAB - MUNICIPAL ACCOUNT	15/03/2011	-222,302.09			
PY01-20	NAB - MUNICIPAL ACCOUNT	29/03/2011	-226,216.00			
469	EFT TRANSFER: - 11/03/2011	11/03/2011	-379,502.39	469.10539	PORTER CONSULTING ENGINEERS	
				INV	ROSEDALE DRAINAGE ISSUES REPORT Green Skills (Eco Jobs)	3,096.50
				469.10731		
				INV	CASUAL STAFF-BUSHCARE WORK 19/1-1/2/11 STATE LIBRARY OF WESTERN AUSTRALIA	1,530.65
				469.10895		
				INV	RECOVERIES OF LOST/DAMAGED BOOKS	2.20
				INV	RECOVERIES OF LOST/DAMAGED BOOKS	94.60
				INV	RECOVERIES OF LOST/DAMAGED BOOKS	2.20
				INV	RECOVERIES OF LOST/DAMAGED BOOKS	63.80
				INV	RECOVERIES OF LOST/DAMAGED BOOKS	18.70
				INV	RECOVERIES OF LOST/DAMAGED BOOKS	3.30
				INV	RECOVERIES OF LOST/DAMAGED BOOKS	97.90
				INV	RECOVERIES OF LOST/DAMAGED BOOKS	83.60
				INV	RECOVERIES OF LOST/DAMAGED BOOKS	86.90
					KLYNE CONSULTANTS PTY LTD	
				469.11500		
				INV	RSA REPORT-BRDWY/STIRL & GUGR/LOCH/RLWY Councillor N Horley	4,290.00
				469.11634		
				INV	COUNCILLORS ALLOWANCE MARCH 2011 Councillor I Tan	727.50
				469.11636		



CITY OF NEDLANDS
All Payments 1/03/2011 to 31/03/2011

<u>Chq/Ref</u>	<u>Payee</u>	<u>Date</u>	<u>Amount</u>	<u>Tran</u>	<u>Description</u>	<u>Amount</u>
				INV	COUNCILLORS ALLOWANCE MARCH 2011 West Australian Local Government As	727.50
469.11804				INV	S METTAM - INTRO TO LOC GOVT ACT TREE SURGEONS OF WA	434.50
469.12044				INV	DISMANTLE LARGE EUC 24 WAVELL RD Michelle Kelly	6,435.00
469.12067				INV	TERM 1 2011 TUTOR FEES COMPLETE PEST MANAGEMENT SERVICES	516.00
469.12079				INV	ANNUAL TERMITE INSPECTIONS	3,990.00
				INV	INSPECTION OF TERMITE TRAPS IAN ARGYLE	907.50
469.12118				INV	COUNCILLORS ALLOWANCE MARCH 2011 Councillor J D Bell	727.50
469.12119				INV	COUNCILLORS ALLOWANCE MARCH 2011 DYMOCKS CLAREMONT	727.50
469.12232				INV	LOCAL STOCK RESOURCES FEB 2011	21.59
				INV	LOCAL STOCK RESOURCES FEB 2011	39.94
				INV	LOCAL STOCK RESOURCES MTC/LIB FEB 11	53.36
				INV	LOCAL STOCK RESOURCES FEB 11 N/LIB PLANNING INSTITUTE AUSTRALIA WA	147.67
469.12256				INV	C ELDRIDGE - LAUNCH 2010 PLAN EXCELLENCE AWARDS CLASSIC TREE SERVICES	55.00
469.12278				INV	STREET PRUNING	1,503.70
				INV	STREET TREE PRUNING	2,310.00
				INV	STREET TREE PRUNING	2,123.00



CITY OF NEDLANDS
All Payments 1/03/2011 to 31/03/2011

<u>Chq/Ref</u>	<u>Payee</u>	<u>Date</u>	<u>Amount</u>	<u>Tran</u>	<u>Description</u>	<u>Amount</u>
					TECHSAND PTY LTD	
			469.12317	INV	CONCRETE WORK STANLEY & STIRLING HWY	4,774.55
					CITY RUBBER STAMPS & TROPHIES	
			469.12333	INV	ISTAMP CITY OF NEDLANDS RED	78.60
					TOTAL EDEN PTY LTD	
			469.12532	INV	IRRIGATION FITTINGS-CHARLES CRT RSV	2,612.85
					Greenway Enterprises	
			469.12546	INV	2000X HESSIAN SAND BAGS 838X357MM	2,970.00
				INV	24X ULTRACOLOUR SURVEY MARKER F/ORANGE	145.11
					CHOICE ONE PTY LTD	
			469.1260	INV	TEMP STAFF WAGES 1-6/2/11 C BATTLEY	1,155.00
					Mt Claremont Newsround	
			469.12648	INV	9/1-5/2/11 NEWSPAPER DELIVERY MTC/LIB	86.28
					Wilson Security	
			469.12677	INV	24/1-30/1/11 ADDITIONAL SEC PATROLS-MTC	462.00
					COMFORT KEEPERS	
			469.12735	INV	FEB 11 PERSONAL CARE/DOMESTIC ASSIST	1,170.95
					PERTHWASTE PTY LTD	
			469.12765	INV	WASTE REMOVAL JAN 2011	68,883.30
					MAGIC NISSAN	
			469.12800	INV	2011 NISSAN X-TRAIL WAGON 1DOH 693	7,351.32
					QK Technologies Pty Ltd	
			469.12859	INV	QIKKIDS UPGRADES & MIGRATION-ACCESS TO SQL	100.00
					GLG GreenLife Group Pty Ltd	
			469.12918			



CITY OF NEDLANDS
All Payments 1/03/2011 to 31/03/2011

<u>Chq/Ref</u>	<u>Payee</u>	<u>Date</u>	<u>Amount</u>	<u>Tran</u>	<u>Description</u>	<u>Amount</u>
				INV	LAWN MAINTENANCE JANUARY 2011	9,213.05
				INV	LAWN MAINTENANCE OCT 2010	9,213.05
				INV	VERGE MOWING DECEMBER 2010	6,824.27
					M S NEGUS	
				469.12936		
				INV	COUNCILLORS ALLOWANCE MARCH 2011	727.50
					COUNTRY KITCHEN CATERING	
				469.12981		
				INV	CATERING-8/2/11 COMMITTEE MEETING	740.00
				INV	CATERING-CNTRL METROPOLITAN ZONE MEETING	950.00
					Mr R M Hipkins	
				469.12985		
				INV	COUNCILLORS ALLOWANCE MARCH 2011	1,555.00
					K A SMYTH	
				469.12986		
				INV	COUNCILLORS ALLOWANCE MARCH 2011	727.50
					WREN OIL	
				469.12987		
				INV	WASTE DISPOSAL-WASTE OIL 600L	17.32
					Quick Colourprint	
				469.13010		
				INV	NAME BADGE-P HUIGENS	17.95
				INV	600X900 METAL SIGN - GRANBY PK	148.50
					Sign Supplies 1986 Pty Ltd	
				469.13030		
				INV	MANUFACTURE/INSTALL 2X BUS SHELTERS	41,448.00
					TOTALLY WORKWEAR	
				469.13042		
				INV	3X POLOS,2X WK PANTS,1PR SAFETY BOOT,1X VEST	437.02
				INV	3X POLOS SZ NAVY MW5	103.96
				INV	2X POLO SHIRT	69.80
				INV	2X SHORTS,2X SHIRT,2X SAFETY BOOT	453.71
					D & T ASPHALT PTY LTD	
				469.13093		
				INV	SUP/LAY ASPHALT	3,164.70
				INV	SUP/LAY ASPHALT	3,210.90
				INV	SUP/LAY ASPHALT 114M2 - TYRELL ST	2,633.40



CITY OF NEDLANDS
All Payments 1/03/2011 to 31/03/2011

<u>Chq/Ref</u>	<u>Payee</u>	<u>Date</u>	<u>Amount</u>	<u>Tran</u>	<u>Description</u>	<u>Amount</u>
				INV	SUP/LAY ASPHALT-LEMNOS & MINORA	3,026.10
				INV	SUP/LAY ASPHALT 105M2 - TYRELL ST	2,425.50
					AQUARIUM ARTISTS AUSTRALIA	
				469.13194		
				INV	AQUARIUM MAINTENANCE JAN 11	260.00
					FAST FINISHING SERVICES	
				469.13218		
				INV	BINDING COUNCIL MINUTES VOL 264-266	173.10
					SYRINX ENVIRONMENTAL PTY LTD	
				469.13274		
				INV	ENVIRO ADVICE-PHARMACEUTICAL LAB-BEDBROOK	726.00
					LANDFILL GAS AND POWER PTY LTD	
				469.13278		
				INV	ELECTRICITY 1/1-1/2/11 N/LIB A/COND	2,044.17
					Councillor K E Collins	
				469.13305		
				INV	COUNCILLORS ALLOWANCE MARCH 2011	727.50
					R M BINKS	
				469.13306		
				INV	COUNCILLORS ALLOWANCE MARCH 2011	727.50
					M L Somerville-Brown	
				469.13307		
				INV	COUNCILLORS ALLOWANCE MARCH 2011	727.50
					Shawmac Pty Ltd	
				469.13342		
				INV	ODERN CRS TRAFFIC CALMING CONCEPT	264.00
					DATA#3 LIMITED	
				469.13369		
				INV	NVIDIA QUADRO NVS 290,2X BX2240 21.5W LED	662.20
					CHOKEBY ROAD & CHOCOBEL	
				469.13370		
				INV	CHOCOLATES-LIB EVENTS & PROMOTIONS	198.96
					Animal Care Equipment & Services (A	
				469.13376		
				INV	TN-6 6' THROW NET	158.01
					Carrington's Traffic Services	



CITY OF NEDLANDS
All Payments 1/03/2011 to 31/03/2011

<u>Chq/Ref</u>	<u>Payee</u>	<u>Date</u>	<u>Amount</u>	<u>Tran</u>	<u>Description</u>	<u>Amount</u>
				469.13381		
				INV	TRAFFIC CONTROL - STUBBS TCE	1,809.93
				INV	TRAFFIC CONTROL - CIRCE CIRCLE	1,398.66
				INV	TRAFFIC CONTROL - CARROLL ST	925.52
				INV	TRAFFIC CONTROL - GALLOP RD	1,391.38
				INV	TRAFFIC CONTROL - WATTLE AVE	1,699.51
				INV	TRAFFIC MNGMNT PLAN-RAILWAY RD PK BAYS	544.50
				INV	TRAFFIC CONTROL - PRINCESS ST	664.41
				INV	TRAFFIC CONTROL - RAILWAY RD	767.68
				INV	TRAFFIC CONTROL - UNDERWOOD AVE	3,628.79
					HARVEY FRESH	
				469.13384		
				INV	MILK SUPPLY 23/2/11	64.26
					QUICK CORPORATE AUSTRALIA	
				469.13412		
				INV	25 RM A4 PAPER NATURES WHITE WHEAT	137.50
					PUREARTH	
				469.13419		
				INV	WASTE REMOVAL-GRASS & OVERBURDEN	2,112.00
					Western Suburbs Community Bible Chu	
				469.13436		
				INV	2010/2011 CCDF GRANT	1,100.00
					DU ELECTRICAL	
				469.13480		
				INV	SUP/INSTALL FLOW SWITCH-COLLEGE PK	490.60
					ARTCRAFT PTY LTD	
				469.13489		
				INV	50X SIGNS-NO PARKING ON VERGE	550.00
					Buddys Bouncy Castles Pty Ltd	
				469.13576		
				INV	13/2/11 MEDIUM CASTLE	230.00
				INV	20/2/11 MEDIUM CASTLE	230.00
				INV	6/2/11 MEDIUM CASTLE	230.00
					Captain Stirling IGA Supermarket	
				469.13581		
				INV	CATERING SUPPLIES-PROP SVCES TEAM RECOG	40.14



CITY OF NEDLANDS
All Payments 1/03/2011 to 31/03/2011

<u>Chq/Ref</u>	<u>Payee</u>	<u>Date</u>	<u>Amount</u>	<u>Tran</u>	<u>Description</u>	<u>Amount</u>
				INV	CATERING SUPPLIES-E ACASON-FAREWELL University Club of WA Pty Ltd	106.71
469.13639				INV	CONFERENCE PACKAGE 135X - 2030 Keepad Interactive	6,472.50
469.13650				INV	KEEPAD & AUDIENCE RESPONSE SYS-2030 CONF WA Rewind Co	4,282.30
469.13689				INV	RPR 240V ELECT MOTOR-BRICKSAW CITY OF SUBIACO	237.60
469.1428				INV	DAMAGED ITEM-"WHERE MEMORIES LIE" TILLYS HOME HELPERS	18.70
469.2048				INV	JAN 11 GARDENING SVCES-HACC CLIENTS S A FROESE	1,355.75
469.2616				INV	MAYORAL ALLOWANCE MARCH 2011 Holton Connor Pty Ltd	4,621.67
469.3055				INV	ARCHITECTURAL SVCES-J LECKIE PAV CLM 7 JJ CLEANING PTY LTD	3,300.00
469.3615				INV	CLEANING JAN 2011 NCC Australian Taxation Office	1,996.50
469.380				INV	Payroll Deduction Australian Services Union	61,426.37
469.400				INV	Payroll Deduction	144.90
				INV	Payroll Deduction The Lane Bookshop	144.90
469.4040				INV	LOCAL STOCK RESOURCES JAN 11 N/LIB	107.05
				INV	LOCAL STOCK RESOURCES MTC LIB JAN 11 Martineaus Patisserie	48.75



CITY OF NEDLANDS
All Payments 1/03/2011 to 31/03/2011

<u>Chq/Ref</u>	<u>Payee</u>	<u>Date</u>	<u>Amount</u>	<u>Tran</u>	<u>Description</u>	<u>Amount</u>
				469.4370		
				INV	CATERING-HAMP/BRDWY/NTH HWD FOCUS GRP	150.40
				INV	CATERING-SWANB-NED SLSC CLB-LEASE W/SHOP	197.60
				INV	CATERING-HAMP/BRDWY/NTH HWD FOCUS GRP	150.40
				INV	CATERING-HAMP/BRDWY/NTH HWD FOCUS GRP	83.60
					McLeod Barristers & Solicitors	
				469.4500		
				INV	D'ANNUNZIO-V-CON 101 WARATH AVE	4,675.33
				INV	NATURAL GRND LVL & DETERMINE OF WALL HGHT	640.75
				INV	PLANNING PROSECUTION-COASTVIEW & GRAHAM/SULLIVAN	1,694.55
				INV	PARAPET WALL-199 ROCHDALE-BGC AUST P/L	1,129.15
				INV	OLD SWANB HOSP-NOTICE UNDER HERITAGE ACT	273.90
					MINTER ELLISON	
				469.4624		
				INV	GROUND ANCHORS-ADAMS RD 19-21/1/11	385.00
					NEDLANDS TYRE SERVICE	
				469.4959		
				INV	TYRE 1X 265/70R16 GT SAVERO -UNDER EXCESS	247.50
				INV	COMPUTER WHEEL ALIGNMENT	88.00
				INV	TYRES 1X 215/50R17 V04L KH17 91V	221.00
					R & P ENGINEERING PTY LTD	
				469.5905		
				INV	GALLOP RD-KERB GRINDING & RD PROFILING	5,866.30
				INV	CIRCE CIRCLE-KERB GRINDING & RD PROFILING	6,958.05
				INV	CARROLL ST-KERB GRINDING & RD PROFILING	4,458.85
				INV	4HR ROAD PROFILING & SWEEPING-WATTLE AVE	726.00
					SNAP PRINTING	
				469.6540		
				INV	170 A5 BOOKLETS-CITIZENSHIP CEREMONY	531.00
				INV	SCAN TO COLOUR PLANS & PRINT @ A3	13.34
					BOYAN ELECTRICAL SERVICES	
				469.741		
				INV	RPLCD ELEMENT-NTH BBQ SWANB BCH	280.50
					CORPORATE EXPRESS AUSTRALIA LTD	
				469.8010		



CITY OF NEDLANDS

All Payments 1/03/2011 to 31/03/2011

<u>Chq/Ref</u>	<u>Payee</u>	<u>Date</u>	<u>Amount</u>	<u>Tran</u>	<u>Description</u>	<u>Amount</u>
				INV	STATIONERY-NCC & PROCC WATTLEUP TRACTORS	181.99
			469.8110	INV	3X PULLEY-IDLE - TX36011	269.85
				INV	2X BEARING ASSY - TX 616421 West Metro Regional Council	172.30
			469.8242	INV	WASTE DISPOSAL 7-13/2/11	16,865.08
				INV	WASTE DISPOSAL 14-20/2/11 BUNNINGS GROUP LIMITED	16,517.21
			469.860	INV	BUILDING SUPPLIES	6.60
				INV	BUILDING SUPPLIES Cabcharge Australia Limited	14.82
			469.897	INV	CABCHARGE SVCE FEE & TAXI FARE 1/2/11	41.00
470 EFT TRANSFER: - 16/03/2011		15/03/2011	-947,878.92	470.10141	SIGNATURE SECURITY GROUP	
				INV	DEPOT SECURITY -NOT ARMED BY SCHLD TIME	93.50
				INV	SECURITY CALL OUT 2/2/11 20:30:54 DEPOT White Eagle Commercial Cleaning	93.50
				470.10405	FEB 2011 CLEANING SVCE-N/LIB B & J Illustrations	1,972.55
				470.10662	PROCEEDS FROM SALE OF ARTWORKS Green Skills (Eco Jobs)	100.00
				470.10731	2-15/2/11 CASUAL STAFF FOR BUSHCARE CSP INDUSTRIES PTY LTD	2,486.25
				470.10859	4X 8 KNIFE SHARPEN-DOUBLE SIDE	85.00
				INV	2X SMALL KNIFE BOX TOTAL PACKAGING (WA) PTY LTD	50.00
				470.11035		



CITY OF NEDLANDS
All Payments 1/03/2011 to 31/03/2011

<u>Chq/Ref</u>	<u>Payee</u>	<u>Date</u>	<u>Amount</u>	<u>Tran</u>	<u>Description</u>	<u>Amount</u>
				INV	100 DOG POO BAGS NAVAL BASE CONCRETE PTY LTD	2,145.00
470.11161				INV	6X 2000X200 THICK COVERS W/- 600 DIA CAST IRON BATTERIES PLUS TECHNOLOGIES	3,564.00
470.11192				INV	1X DRILL BAT MAKITA 1822 AM 18V NICD 2000M DOWNER EDI ENGINEERING ELECTRICAL P	139.00
470.11201				INV	RPR TRAFFIC SIGNAL DETECTOR LOOPS HAY/SELBY BurkeAir Pty ltd	1,884.20
470.11577				INV	A/COND MAINTENANCE-TRESILLIAN West Australian Local Government As	190.30
470.11804				INV	WALGA BUSINESS B/FAST-M COLE, G FOSTER COMMUNICATIONS AUSTRALIA PTY LTD	154.00
470.11944				INV	APR-JUN 11 TELEPHONE MAINTENANCE SVCE JLR PUMPS	1,384.44
470.11975				INV	BORE-HIGHVIEW PK DEVELOPMENT & SVCE BOLINDA PUBLISHING PTY LTD	1,934.90
470.12026				INV	FEB 11 LOCAL STOCK RESOURCES N/LIB	691.64
				INV	FEB 11 LOCAL STOCK RESOURCES MTC/LIB H Oorjitham	444.84
470.12082				INV	TERM 1 2011 TUTOR FEE ACTION GLASS PTY LTD	588.00
470.12090				INV	RPR/RPLC BROKEN GLASS-MTC LIB DYMOCKS CLAREMONT	253.00
470.12232				INV	LOCAL STOCK RESOURCES SEP 10 N/LIB	25.55
				INV	FEB 11 LOCAL STOCK RESOURCES MTC/LIB	23.96



CITY OF NEDLANDS
All Payments 1/03/2011 to 31/03/2011

<u>Chq/Ref</u>	<u>Payee</u>	<u>Date</u>	<u>Amount</u>	<u>Tran</u>	<u>Description</u>	<u>Amount</u>
				INV	LOCAL STOCK RESOURCES SEP 10 MTC LIB	25.55
				INV	FEB 11 LOCAL STOCK RESOURCES N/LIB	300.36
				INV	FEB 11 LOCAL STOCK RESOURCES N/LIB	83.95
				INV	FEB 11 LOCAL STOCK RESOURCES MTC LIB	173.39
				INV	FEB 11 LOCAL STOCK RESOURCES MTC LIB	244.78
				INV	FEB 11 LOCAL STOCK RESOURCES N/LIB	364.93
					Bank of Ideas	
				470.12273		
				INV	PETER KENYON-SPEAKER 2030	2,178.00
					CLASSIC TREE SERVICES	
				470.12278		
				INV	STREET TREE PRUNING	1,456.40
				INV	STREET TREE PRUNING	2,391.40
					TECHSAND PTY LTD	
				470.12317		
				INV	44M2 CONCRETE FOOTPATH WK-LYTON ST	1,987.26
				INV	CONCRETE WK-F/PATH-HALDANE ST	7,643.68
					VEHEQUIP	
				470.12362		
				INV	SUP/FIT NOKIA CK100 W/- C5 CRADLE, NOKIA C5	792.00
					ROD HAWKER	
				470.12427		
				INV	REIMBURSE VOLUNTEER EXPENSES	32.45
					Glenn Swift Entertainment	
				470.12443		
				INV	STORYTELLING VALENTINES DAY-N/LIB	165.00
					STEAM WAND INT PTY LTD	
				470.12497		
				INV	NON CHEMICAL WEED CNTRL-DALKEITH WARD	7,078.50
					TOTAL EDEN PTY LTD	
				470.12532		
				INV	IRRIGATION FITTINGS	1,071.40
					Wanda's Commercial Cleaning	
				470.12538		
				INV	FEB 2011 C LEANING	6,490.00
					Greenway Enterprises	
				470.12546		



CITY OF NEDLANDS

All Payments 1/03/2011 to 31/03/2011

<u>Chq/Ref</u>	<u>Payee</u>	<u>Date</u>	<u>Amount</u>	<u>Tran</u>	<u>Description</u>	<u>Amount</u>
				INV	SOLO SPRAY TUBE 50CM + NOZZLE	71.17
				INV	3X 20L GLYPHOSATE BIO-ACTIVE '360' A Siegrsist	280.50
				470.12609		
				INV	TERM 1 2011 TUTOR FEES DIAMOND HIRE	2,672.00
				470.12628		
				INV	6-9/2/11 HIRE 20KVA GENSET SILENCED SIFTING SANDS	385.00
				470.12653		
				INV	PROCC SANDPIT-RPLCE OLD W/- 300M WHITE SAND Wilson Security	2,976.00
				470.12677		
				INV	6/2-13/2/11 ADDITIONAL SEC PATROLS-MTC	396.00
				INV	31/1-5/2/11 ADDITIONAL SEC PATROLS-MTC COMFORT KEEPERS	255.65
				470.12735		
				INV	PERSONAL CARE & DOMESTIC ASSIST 2/11 DCW ENTERPRISES PTY LTD	899.89
				470.12760		
				INV	FLAG STYLE GATE 40NB PIPE W/- CHAIN MASTAKRAFT CLOTHING CO	181.50
				470.12828		
				INV	1PR CARGO TROUSERS INK NAVY MTM UHY HAINES NORTON	56.68
				470.12829		
				INV	N KUROSAKI -WALGA PRACTICAL FBT W/SHOP LANIER (AUSTRALIA) PTY LTD	423.50
				470.12847		
				INV	COPIER/PRINTER LEASES TO 31/01/11 DINGO AUSTRALIA	7,716.25
				470.12958		
				INV	50HR SCHDL SVCE-PARKS DINGO MINI DIGGER 317 Quick Colourprint	321.77
				470.13010		
				INV	NAME BADGE - LARISSA - NCC VOLUNTEER	19.45



CITY OF NEDLANDS
All Payments 1/03/2011 to 31/03/2011

<u>Chq/Ref</u>	<u>Payee</u>	<u>Date</u>	<u>Amount</u>	<u>Tran</u>	<u>Description</u>	<u>Amount</u>
					NESPRESSO PROFESSIONAL	
				470.13014		
				INV	400X LUNGO & 600X ESPRESSO LEGGERO COFFEE CAP	612.60
					AUSTRAL MERCANTILE COLLECTIONS PTY	
				470.13015		
				INV	DEBT COLLECTING FEES DEC 2010	13,009.44
					D & T ASPHALT PTY LTD	
				470.13093		
				INV	SUP/LAY 35M2 ASPHALT-BEECHAM/LISLE	808.50
				INV	SUP/LAY ASPHALT-WAVELL & MINORA	1,963.50
					CMA RECYCLING	
				470.13270		
				INV	PREPAID 4X100 FLUORO & GLOBE COLLECTION BOXES	253.00
					LANDFILL GAS AND POWER PTY LTD	
				470.13278		
				INV	ELECTRICITY 1/1-1/2/11 DEPOT	1,387.28
				INV	ELECTRICITY 1/1-1/2/11 MTC LIB & C/CNTR	1,154.03
					Broadway Marine	
				470.13287		
				INV	RPRS-CONCRETE STAIRWELL WALL RIVER WALL	4,840.00
					DATA#3 LIMITED	
				470.13369		
				INV	LED 21.5"W 5MS, 8000 ELITE SFF E6500 WIN7	1,408.00
					Carrington's Traffic Services	
				470.13381		
				INV	HIRE 2X VARIABLE MESSAGE BOARD 11/1-1/2/11	7,942.00
				INV	TRAFFIC CONTROL UNDERWOOD AVE	5,467.34
				INV	TRAFFIC CONTROL - HARDY ST	1,494.92
					QUICK CORPORATE AUSTRALIA	
				470.13412		
				INV	STATIONERY/KITCHEN SUPPLIES	376.98
				INV	STATIONERY	247.08
				INV	25 RM A4 PAPER NATURES WHITE WHEAT	137.50



CITY OF NEDLANDS

All Payments 1/03/2011 to 31/03/2011

<u>Chq/Ref</u>	<u>Payee</u>	<u>Date</u>	<u>Amount</u>	<u>Tran</u>	<u>Description</u>	<u>Amount</u>
				INV	3X INK CART GEN HP C8766WA TCL 95 Jane Day	60.02
470.13416				INV	REIMBURSE CONF EXP-TRAVEL & MEALS TREK TEL PTY LTD	128.31
470.13468				INV	4X CAT5E OUTLETS, 25PR CABLE-RANGERS	4,361.50
				INV	2x Optipoint 500 Standard Arctic pre owned DU ELECTRICAL	448.80
470.13480				INV	RPR ELECTRICAL WIRES-HIGH VIEW PK	154.55
				INV	SUP/INSTALL FLOW SWITCHES & MAINFOLDS MLCOA WESTERN AUSTRALIA	4,026.00
470.13543				INV	ON BALANCE TRAINING-K OSMAN FREMANTLE ARTS CENTRE PRESS INC	30.00
470.13550				INV	10X LIGHTHOUSE GIRL - DIANNE WOLFER Truck Centre (WA) Pty Ltd	129.68
470.13588				INV	MATERIALS-1ST WARRANTY SVCE-NISSAN TANKER City Carpet Cleaners	303.42
470.13605				INV	CARPET CLEANING-NEDLANDS LIBRARY Tim Muirhead & Associates Pty Ltd	830.28
470.13610				INV	CONFERENCE 2030-PLAN,STRUCTURE,FACILITATION Sustainable Outdoors	6,352.50
470.13652				INV	HAND WATERING SEEDLINGS 9.5 HRS Dynamic Gift	627.00
470.13655				INV	500X PRINTED 20MM DOG LEADS The Planning Group WA Pty Ltd	1,171.50
470.13656				INV	SPEAKER-2030 VISIONING CONFERENCE Games World Pty Ltd	1,100.00
470.13666						



CITY OF NEDLANDS

All Payments 1/03/2011 to 31/03/2011

<u>Chq/Ref</u>	<u>Payee</u>	<u>Date</u>	<u>Amount</u>	<u>Tran</u>	<u>Description</u>	<u>Amount</u>
				INV	2X MAHJONG HONG KONG ATTACHE CASE	359.98
				INV	2X MAHJONG RAILS SET OF 4	45.98
					Gevers Goddard-Jones Pty Ltd	
				470.13670		
				INV	EXMPL POLICIES & PROCEDURES LIC & SUPT-C/CARE	885.00
					Creative Communities International	
				470.13672		
				INV	CREATING RESILIENT CITIES W/SHP-CR S/BRWN	396.00
				INV	CREATING RESILIENT CITIES W/SHP-CR TAN	660.00
					McRobert Contracting Services Pty L	
				470.13676		
				INV	HIGH PRESSURE WASH,CCTV-J LECKIE PAV	1,255.10
					Laurie & Cheryl Chantry	
				470.13694		
				fund	16 DALKEITH RD - FOOTPATH REFUND	1,500.00
					N R & SM Dormer	
				470.13695		
				fund	35 WAVELL RD - FOOTPATH REFUND	1,500.00
					Mark G Tonkinson	
				470.13701		
				fund	54 WATKINS RD - FOOTPATH REFUND	1,500.00
					COVENTRYS	
				470.1800		
				INV	PCL/PEM CHALLENGER AIR GUAGE	203.74
					DALKEITH NEDLANDS BOWLING CLUB	
				470.1900		
				INV	ROOM HIRE FOR 2030 WORKSHOP - 09/11/2010	100.00
					ENZED PERTH	
				470.2284		
				INV	SUP/FIT HYDRAULIC HOSE TO LOADER ONSITE	691.43
					FORPARK AUSTRALIA	
				470.2600		
				INV	PLASTIC CAPS 5/8" FOR PLATFORMS	182.60
					AUST INSTITUTE OF MANAGEMENT	
				470.350		
				INV	EXCEL INTRO 24/2/11 S METTAM	370.00



CITY OF NEDLANDS
All Payments 1/03/2011 to 31/03/2011

<u>Chq/Ref</u>	<u>Payee</u>	<u>Date</u>	<u>Amount</u>	<u>Tran</u>	<u>Description</u>	<u>Amount</u>
				470.3660	HARBOTTLE ON-PREMISE	
				INV	10CTN HYLAS SPR/WTR STILL PET 600ML	96.00
					The Lane Bookshop	
				470.4040		
				INV	FEB 11 LOCAL STOCK RESOURCES MTC/LIB	204.67
				INV	FEB 11 LOCAL STOCK RESOURCES N/LIB	258.31
				INV	FEB 11 LOCAL STOCK RESOURCES N/LIB	45.58
					LO-GO Appointments	
				470.4150		
				INV	W/E 19/2/11 M ROACH CASUAL STAFF	1,513.60
					Martineaus Patisserie	
				470.4370		
				INV	7/2/11 CATERING-RTG MEETING	108.50
				INV	CATERING-HAMPDEN RD & POLICY MEETING	138.00
					McLeods Barristers & Solicitors	
				470.4500		
				INV	LEASE-NEDLANDS GOLF CLUB INC	248.82
				INV	LEASE-ANNIE'S PLAYGROUP-VARIATION	380.60
				INV	LEASE-PERTH FLYING SQUADRON YACHT CLB	632.50
				INV	ADVICE-CASH IN LIEU-C/PK POLICY	555.00
					NEDLANDS TYRE SERVICE	
				470.4959		
				INV	TYRES 2X ADV 16.9-30 R-3 DIAMOND TURF	2,750.00
					NEVERFAIL WA PTY LTD	
				470.4972		
				INV	SPRINGWATER 14X 15L BOTTLE N/LIB	163.80
					Office Line	
				470.5120		
				INV	6X ALPHA VISITOR CHAIR BLACK FRAME	1,134.10
					WA HINO SALES & SERVICE	
				470.5682		
				INV	OIL, AIR INNER & OUTER,FUEL PRIMARY & SEC & POLLN	1,772.43
					Richard's Electrical Retravision	
				470.6020		
				INV	DBLE DRAWER DISHWASHER WHITE 12 PLC SET	1,280.00



CITY OF NEDLANDS
All Payments 1/03/2011 to 31/03/2011

<u>Chq/Ref</u>	<u>Payee</u>	<u>Date</u>	<u>Amount</u>	<u>Tran</u>	<u>Description</u>	<u>Amount</u>
				INV	216L FRIDGE S/SR216NME/W-ALLEN PK COTTAGE	448.00
					SKIPPER TRUCK PARTS	
			470.6500			
				INV	OIL,AIR & FUEL SVCE FILTERS KIT	391.81
					BOYAN ELECTRICAL SERVICES	
			470.741			
				INV	CHECK RCD'S,REFIXED GPO,INSTL SMOKE	312.40
					DETECTORS	
				INV	DISCONNECTED POWER TO HASAC BLDG	93.50
				INV	RESET CIRCUIT BREAKER-BBQ NEW CRT GDNS	82.50
				INV	CHECKED C/PK LIGHTS-JETTY JO JO'S POLE LIGHT	82.50
				INV	RPLCD UPLIGHT LAMP-AVENUE/BRDWAY	176.00
				INV	ELECT MAINT - MONASH/HAMPDEN	176.00
				INV	MADE SAFE-HALLWAY CEILING DWN-TRESILLIAN	82.50
				INV	ELECT MAINTENANCE- N/LIB	480.15
				INV	ELECT MAINT - FRASERINA LANE	100.10
				INV	ELECT MAINT-ROCHDALE & HALDANE	82.50
				INV	RELOCATED GPO IN MAIN AREA-PROCC	261.80
					BREALEY PLUMBING SERVICE	
			470.760			
				INV	RAN CABLES BLOCKED URINAL FORESHORE 1	198.00
				INV	RPLCD 2X HAND BASIN TAP SETS-NCC	253.00
					FIRE & EMERGENCY SVCES AUTHORITY OF	
			470.7840			
				INV	2010/11 ESLB 3RD QTR CONTRIBUTION	736,903.03
					CORPORATE EXPRESS AUSTRALIA LTD	
			470.8010			
				INV	EPSON ERC30/34/38 COMPATIBLE RIBBON BLK	4.11
				INV	STATIONERY/KITCHEN SUPPLIES	574.73
					Western Educting Service	
			470.8240			
				INV	EDUCTING 7/2/11	1,861.20
				INV	EDUCTING 8/2/11	1,551.00
				INV	EDUCTING 11/2/11	930.60
				INV	EDUCTING 5/1/11	1,938.75



CITY OF NEDLANDS
All Payments 1/03/2011 to 31/03/2011

<u>Chq/Ref</u>	<u>Payee</u>	<u>Date</u>	<u>Amount</u>	<u>Tran</u>	<u>Description</u>	<u>Amount</u>
				INV	EDUCTING 6/1/11	2,662.55
				INV	EDUCTING 10/1/11	1,551.00
				INV	EDUCTING 11/1/11	1,964.60
				INV	EDUCTING 12/1/11	1,499.30
				INV	EDUCTING 17/1/11	1,964.60
				INV	EDUCTING 17/1/11	2,119.70
				INV	EDUCTING 18/1/11	2,326.50
				INV	EDUCTING 18/1/11	2,300.65
				INV	EDUCTING 18/1/11	1,912.90
				INV	EDUCTING 19/1/11	1,085.70
				INV	EDUCTING 20/1/11	956.45
				INV	EDUCTING 20/1/11	775.50
				INV	EDUCTING 14/2/11	1,421.75
				INV	EDUCTING 20/1/11	1,292.50
				INV	EDUCTING 16/2/11	1,473.45
				INV	EDUCTING 21/1/11	1,861.20
				INV	EDUCTING 21/1/11	1,292.50
				INV	EDUCTING 24/1/11	2,171.40
				INV	EDUCTING 24/1/11	491.15
				INV	EDUCTING 24/1/11	1,861.20
				INV	EDUCTING 25/1/11	1,551.00
				INV	EDUCTING 25/1/11	1,421.75
				INV	EDUCTING 27/1/11	491.15
				INV	EDUCTING 31/1/11	982.30
				INV	EDUCTING 31/1/11	2,042.15
				INV	EDUCTING 28/1/11	232.65
				INV	EDUCTING 2/2/11	1,163.25
				INV	EDUCTING 3/2/11	1,292.50
				INV	EDUCTING 4/2/11	1,525.15
				INV	EDUCTING 4/2/11	2,068.00
				INV	EDUCTING 7/2/11	2,507.45
					BUNNINGS GROUP LIMITED	
			470.860			
				INV	10X HOOK-S WIC5163 63X7.6MM ZP	20.00



CITY OF NEDLANDS

All Payments 1/03/2011 to 31/03/2011

<u>Chq/Ref</u>	<u>Payee</u>	<u>Date</u>	<u>Amount</u>	<u>Tran</u>	<u>Description</u>	<u>Amount</u>
				INV	CHAIN-GALVANISED JAG2505 3/16X60M 25KG ROLL	220.00
				INV	12 HOOKS-S 2X DISP RESPIRATOR	74.28
					MP Electrolocation Pty Ltd	
			470.8759			
				INV	SCANNING FOR CONSEALED SVCES-BROWN	275.00
				INV	SCANNING FOR CONSEALED SVCES-CAMELIA AVE	275.00
					PRIESTMAN & SHARP	
			470.9876			
				INV	INS EXCESS CLAIM 633068543TB 1DAC571	1,000.00
					ROTAFORM PTY LTD	
			470.9996			
				INV	30X 220L BLACK COMPOST BIN	1,573.00
					STEAM WAND INT PTY LTD	
471	EFT TRANSFER: - 18/03/2011	17/03/2011	-157,096.34	471.12497		
				INV	NON CHEMICAL WEED CNTRL-MELVISTA WARD	4,706.90
				INV	NON CHEMICAL WEED CNTRL-COASTAL WARD	12,221.00
					BANYAN CREATIVE	
			471.13442			
				INV	GIANT GAMES-SUMMER CONCERTS 2011	2,530.00
					Adelby Pty Ltd	
			471.13634			
				INV	SLASHING & WHIPPER SNIPPING-12 COLIN ST	121.00
				INV	SLASHING & WHIPPER SNIPPING-68 HOBBS	121.00
				INV	SLASHING & WHIPPER SNIPPING-34 JUTLAND PDE	440.00
				INV	SLASHING & WHIPPER SNIPPING-147B ROCHDALE	121.00
				INV	SLASHING & WHIPPER SNIPPING-3 ERICA AVE	121.00
				INV	SLASHING & WHIPPER SNIPPING-102 PRINCESS RD	121.00
				INV	SLASHING & WHIPPER SNIPPING-1 QUEENS GRV	121.00
				INV	SLASHING & WHIPPER SNIPPING-52 ALEXANDER RD	121.00
					DMG Construction (WA) Pty Ltd	
			471.13662			
				INV	CONSTRUCTION-MTC CHNG RMS #5 (LININGS)	75,000.00
					Kylie Loy (Tiges and Weince)	
			471.13704			



CITY OF NEDLANDS

All Payments 1/03/2011 to 31/03/2011

<u>Chq/Ref</u>	<u>Payee</u>	<u>Date</u>	<u>Amount</u>	<u>Tran</u>	<u>Description</u>	<u>Amount</u>
				INV	PROMOTIONAL BOOKMARKS Australian Taxation Office	1,770.00
				471.380		
				INV	Payroll Deduction	59,581.44
472	EFT TRANSFER: - 23/03/2011	18/03/2011	-3,810.59	472.11284	Australia Post	
				INV	BULK POSTAGE FEB 2011	2,056.09
				472.13700	Intrepid Minds	
				INV	R SENATHIRAJAH-NAT PUB SECTOR FRAUD CONGRESS	1,754.50
473	EFT TRANSFER: - 25/03/2011	25/03/2011	-470,104.36	473.100	ADVANTECH MOBILE AUTO ELECTRICS	
				INV	SUP/FIT WIRING, ON/OFF SWITCH-AMBER BEACON	308.00
				INV	TEST BATTERY, SUP/FIT NEW DELKOR BATTERY	264.00
				473.10141	SIGNATURE SECURITY GROUP	
				INV	CALL OUT-DEPOT SEC FENCE 18/2/11	93.50
				473.10787	DOWNER EDI WORKS PTY LTD	
				INV	80M BARRIER KERB 200MM, MAKE UPS,2X SLOPE DWNS	2,907.85
				INV	476M SM KERB, 50X HAND MAKE UPS	12,211.98
				INV	514M SM KERB, 35X HAND MAKE UPS	11,583.55
				INV	28M SM KERB 50X230X150, 2X HAND MAKE UPS	1,063.70
				473.10856	WA ROLLER DOORS	
				INV	4X KEY RING HANDSET-ATA BLUE (DEPOT)	352.00
				473.11029	DELSHINE PRODUCTS WA	
				INV	20LT 'EASY OFF' H/D DEGREASER	89.00
				473.11201	DOWNER EDI ENGINEERING ELECTRICAL P	
				INV	MODIFY TRAFFIC SIGNALS-ALFRED/DAVIES/MONTGOMERY	5,696.49
				473.113	AIR & POWER	



CITY OF NEDLANDS
All Payments 1/03/2011 to 31/03/2011

<u>Chq/Ref</u>	<u>Payee</u>	<u>Date</u>	<u>Amount</u>	<u>Tran</u>	<u>Description</u>	<u>Amount</u>
				INV	SCHLD SVCE-AIR COMPRESSORS	325.11
					Mansell Pty Ltd	
473.11424				INV	2010/11 RATE COMPARISON REPORT	165.00
					KLYNE CONSULTANTS PTY LTD	
473.11500				INV	REVIEW RSA,TMP-CNTRL ENERGY PLNT-QEII	2,200.00
					PERTH AUTO ALLIANCE PTY LTD	
473.11660				INV	MIRROR REAR VIEW RH	164.99
					FORCORP PTY LTD	
473.11760				INV	LED MINIBAR AMBER PERMANENT MT	500.50
					James Donaldson	
473.11795				INV	RUBBISH COLLECTION SWANB BCH 2/11	1,200.00
				INV	RUBBISH COLLECTION SWANB DOG BCH 2/11	800.00
				INV	RUBBISH COLLECTION SWANB BCH 1/11	1,350.00
				INV	RUBBISH COLLECTION SWANB DOG BCH 1/11	900.00
					JLR PUMPS	
473.11975				INV	DEPOT STANDPIPE S/S VALVE	469.70
					TREE SURGEONS OF WA	
473.12044				INV	PROG MAINT-N/LIB TREES	2,967.80
				INV	PROG MAINT-KARELLA PK	877.25
				INV	PROG MAINT-CARRINGTON PK	1,366.75
					Records & Information Mngmnt	
473.12179				INV	3/3/11 S SODSAI-ENHANCING TRIM USER EXPERIENCE	105.00
					DYMOCKS CLAREMONT	
473.12232				INV	FEB 11 LOCAL STOCK RESOURCES N/LIB	184.54
				INV	FEB 11 LOCAL STOCK RESOURCES N/LIB	82.32
				INV	FEB 11 LOCAL STOCK RESOURCES MTC LIB	130.67
					CLASSIC TREE SERVICES	



CITY OF NEDLANDS
All Payments 1/03/2011 to 31/03/2011

<u>Chq/Ref</u>	<u>Payee</u>	<u>Date</u>	<u>Amount</u>	<u>Tran</u>	<u>Description</u>	<u>Amount</u>
				473.12278		
				INV	STREET TREE PRUNING-SECTOR	2,582.80
				INV	STREET TREE PRUNING-SECTOR 2	1,280.40
				INV	STREET TREE PRUNING-SECTOR	2,329.80
					LIFTRITE HIRE & SALES	
				473.12310		
				INV	RADIATOR PARTS - WORKS BOBCAT	68.15
				INV	RADIATOR PARTS - WORKS BOBCAT	266.33
					TECHSAND PTY LTD	
				473.12317		
				INV	CONCRETE WORK-STUBBS TCE	30,994.76
					GEMINI MEDICAL SERVICES	
				473.12328		
				INV	PRE-EMPLOYMENT MEDICAL- C O'SHEA	137.50
					VEHEQUIP	
				473.12362		
				INV	FIT CK100 HANDS FREE PHONE KIT-WORKS UTE	289.30
				INV	FIT/WIRE PWR OUTLET-NAVMAN	88.00
				INV	DE-INSTALL PHONE-NISSAN XTRAIL	66.00
				INV	SUP/FIT HANDSFREE I PHONE & CRADLE	176.00
				INV	2X SAMSUNG B2710 ORANGE PHONES	561.00
					ROD HAWKER	
				473.12427		
				INV	REIMBURSE VOLUNTEER EXPENSES	67.00
					GHD PTY LTD	
				473.12451		
				INV	PARKS ASSETS AUDIT FINAL CLAIM	6,809.00
					WA PROFILING	
				473.12456		
				INV	PROFILING-UNDERWOOD AVE	10,955.23
					TOTAL EDEN PTY LTD	
				473.12532		
				INV	IRRIGATION FITTINGS-CHARLES COURT RSV	721.60
				INV	Gear drive Hunter sprinklers for Harris Pk	5,102.22
				INV	36X BATTERY ALKALINE 9V	127.59
					Weston Road Systems	



CITY OF NEDLANDS

All Payments 1/03/2011 to 31/03/2011

<u>Chq/Ref</u>	<u>Payee</u>	<u>Date</u>	<u>Amount</u>	<u>Tran</u>	<u>Description</u>	<u>Amount</u>
				473.12551		
				INV	LINEMARKING-DEPOT Choice One Pty Ltd	3,586.00
				473.1260		
				INV	TEMP STAFF WAGES CINDY BATTLEY 14-20/2/11	1,155.00
				INV	TEMP STAFF WAGES CINDY BATTLEY 7-13/2/11 CHARLES SERVICE COMPANY	1,155.00
				473.12622		
				INV	FEB 2011 CLEANING SERVICE	11,432.47
				INV	FEB 2011 CLEANING SVCE - TRESILLIAN DIAMOND HIRE	1,848.59
				473.12628		
				INV	20-21/2/11 20 KVA GENSET SILENCED Wilson Security	385.00
				473.12677		
				INV	NOV 10 SECURITY MOBILE PATROLS	2,281.89
				INV	14/2-17/2/11 ADDITIONAL SEC PATROLS-MTC COMFORT KEEPERS	220.00
				473.12735		
				INV	21 - 24/2/11 DOMESTIC/PERSONAL ASSISTANCE ARMAGUARD	1,170.75
				473.12754		
				INV	31/1-25/2/11 SECURITY - DAILY TAKINGS PERTHWASTE PTY LTD	959.20
				473.12765		
				INV	WASTE REMOVAL FEB 2011 Mr G T Foster	39,097.87
				473.12791		
				INV	REIMBURSE HOME TELEPHONE CALLS MAR 11 Gladstone MRM (Pty) Ltd	131.60
				473.12792		
				INV	MAINTENANCE-PLUS2 1/3/11-31/8/11 Ross McLoughlin Consulting Surveyor	981.75
				473.12869		
				INV	FEATURE SURVEY-PARK, CHARLES LANE GLG GreenLife Group Pty Ltd	1,320.00
				473.12918		



CITY OF NEDLANDS
All Payments 1/03/2011 to 31/03/2011

<u>Chq/Ref</u>	<u>Payee</u>	<u>Date</u>	<u>Amount</u>	<u>Tran</u>	<u>Description</u>	<u>Amount</u>
				INV	LAWN MAINTENANCE FEB 2011	9,213.05
					COUNTRY KITCHEN CATERING	
				473.12981		
				INV	8/3/11 CATERING-COMMITTEE MEETING	740.00
				INV	22/2/11 CATERING-COUNCIL MEETING	740.00
					Quick Colourprint	
				473.13010		
				INV	6X PULL UP BANNERS	2,414.00
				INV	1000 FULL COL A4 FLYER - GREYWATER	539.00
					NESPRESSO PROFESSIONAL	
				473.13014		
				INV	COFFEE MACHINE-BARETTO CS100	1,620.00
					D & T ASPHALT PTY LTD	
				473.13093		
				INV	SUP/LAY 9M2 ASPHALT-GROVEDALE RD	207.90
					RENTOKIL INITIAL PTY LTD	
				473.13095		
				INV	3/11 INDOOR PLANT HIRE/MAINT-CORP SVCES	159.94
					MAGICORP PTY LTD	
				473.13098		
				INV	ONHOLD TEL SERVICE OCT10 - SEP11	1,174.80
					TOLL PRIORITY	
				473.13123		
				INV	MAIL PICK UP & DELIVERY	345.47
					Paperbark Technologies	
				473.13170		
				INV	ARBORICULTURAL REPORT-CUPRESSUS	330.00
					MACROCARPA	
					IMEX SOLUTIONS	
				473.13192		
				INV	PROVIDE TRIM WCM SUPPORT 10HR BLOCK	1,815.00
				INV	DEV WCM WEBSITES-RTG, 2030 VISIONING	37,125.00
				INV	SERVICES-TRIM GRAPHICAL WORKFLOW SETUP	5,940.00
				INV	PROVIDE TRIM LOCAL SUPPORT 24 HR BLOCK	3,030.00
				INV	INTERNET EXTRA ITEMS	4,455.00
					EMBROIDME CLAREMONT	
				473.13203		



CITY OF NEDLANDS
All Payments 1/03/2011 to 31/03/2011

<u>Chq/Ref</u>	<u>Payee</u>	<u>Date</u>	<u>Amount</u>	<u>Tran</u>	<u>Description</u>	<u>Amount</u>
				INV	5X BRUSHED HEAVY COTTON VISOR-NAVY/WHITE	56.10
					LANDFILL GAS AND POWER PTY LTD	
				473.13278		
				INV	ELECTRICITY 1/2-1/3/11 ADMIN	4,197.16
					GRAFFITI SYSTEMS AUSTRALIA	
				473.13289		
				INV	GRAFFITI REMOVAL JAN 2011	2,466.75
					SAFETY WORLD	
				473.13316		
				INV	2X CARGO NAVY,3X SHIRTS BLUE L/SLV	256.25
					RAC DRIVING CENTRE	
				473.13373		
				INV	2X DRIVE & RECOVER A 4WD VEHICLE	1,380.00
					Carrington's Traffic Services	
				473.13381		
				INV	TRAFFIC MNGMNT SVCES-UNDERWOOD	17,235.64
				INV	HIRE 3X VARIABLE MESSAGE BOARDS-UNDERWOOD	10,883.40
					Harvey Fresh	
				473.13384		
				INV	MILK SUPPLY 16/3/11	64.26
				INV	MILK SUPPLY 2/3/11	64.26
				INV	MILK SUPPLY 9/3/11	64.26
					QUICK CORPORATE AUSTRALIA	
				473.13412		
				INV	STATIONERY	101.60
				INV	STATIONERY	361.77
				INV	STATIONERY - DEV SVCES	352.89
				INV	STATIONERY	57.89
					Captain Stirling IGA Supermarket	
				473.13581		
				INV	DRC PROVISIONS	196.38
				INV	CATERING SUPPLIES-DEBRIEF	27.07
					Bold Public Relations	
				473.13629		
				INV	CONSULTANCY-OLD SWNB HOSP,RTG NED/SUB	7,887.00



CITY OF NEDLANDS
All Payments 1/03/2011 to 31/03/2011

<u>Chq/Ref</u>	<u>Payee</u>	<u>Date</u>	<u>Amount</u>	<u>Tran</u>	<u>Description</u>	<u>Amount</u>
				473.13662	DMG Construction (WA) Pty Ltd	
				INV	CONSTRUCTION-MTC CHNG RMS #4 (LOCK UP)	28,600.00
				473.13667	Envirocare Systems Pty Ltd	
				INV	BABY CHANGE STATION-JD MACDONALD VERTICAL	853.16
					Old Macdonald's Travelling Farms	
				473.13668		
				INV	LGE WALK IN FARM-SUMMER CONCERT 20/2/11	480.00
					Marindust Sales & Ace Flagpoles	
				473.13678		
				INV	SUP/INSTALL S/S ROLL SWAGED CABLES & FITTINGS	737.00
					People First - Total Solutions Pty	
				473.13685		
				INV	TRAINING FEE	990.00
					CPD Group Pty Ltd	
				473.13687		
				INV	CONSTRUCT-UNIVERSAL TOILET-CHARLES CRT RSV	14,156.45
					Super Sealing Pty Ltd	
				473.13697		
				INV	CRACK SEALING	11,368.50
					Natrad Osborne Park	
				473.13699		
				INV	TOY9202 RECORE RADIATOR	561.00
					Crackpots Marine & Rural Supplies P	
				473.13702		
				INV	1200 FLOAT Y3 55X35X10MM BORE	396.00
					CITY OF SUBIACO	
				473.1428		
				INV	REFUND-LOST ITEM RETURNED	15.00
					COVENTRYS	
				473.1800		
				INV	3X WRENCH FILTER 2.1/2-3.1/8	79.20
					LANDGATE	
				473.2075		
				INV	TITLE SEARCHES FEB 2011	114.00
					Galvins Plumbing Supplies	
				473.2690		



CITY OF NEDLANDS
All Payments 1/03/2011 to 31/03/2011

<u>Chq/Ref</u>	<u>Payee</u>	<u>Date</u>	<u>Amount</u>	<u>Tran</u>	<u>Description</u>	<u>Amount</u>
				INV	PRODDER (PROBE) INSULATED 8MM X 1200MM GRANT THORNTON (WA) PTY LTD	141.45
				473.2827		
				INV	INTERNAL AUDIT OF RATES	8,289.60
				INV	INTERNAL AUDIT-APPLIC/APPROVAL SWM PLS & EVENTS Holton Connor Pty Ltd	4,144.80
				473.3055		
				INV	ARCHITECTURAL SVCES-J LECKIE PAV CLM 7 AUST INSTITUTE OF MANAGEMENT	4,015.00
				473.350		
				INV	HAVING DIFFICULT CONVERSATIONS-K OSMAN	445.00
				INV	EXCEL INTRO-S CUNNIFFE 11/3/11	370.00
				INV	M SWANEPOEL-PRACTICAL DECISION MAKING	790.00
				INV	E O'CONNOR - ASSERTIVE COMMUNICATION	790.00
				INV	C ANDERSON - PROJ "E" MNGMNT FUNDAMENTALS	790.00
				INV	N BAKKER - PRACTICAL DECISION MAKING	790.00
				INV	TEAM EFFECTIVENESS - W MO 9/2/11	445.00
				INV	WORD INTRO - N SCANES 4/3/11	370.00
				INV	EXCEL INTRO - N JOHNSTON 9/2/11	370.00
				INV	HAVING *SS* DIFFICULT CONVERSATIONS-W MO	445.00
				INV	HAVING DIFFICULT CONVERSATIONS-A DICKSON	445.00
				INV	29/3/11 PROF A HOPKINS-SAFETY LEADERSHIP & PERFOR	390.00
				INV	EXCEL INTRO K HAUGHEY 11/3/11	370.00
				INV	EFFECTIVE W/PLCE RELATIONS-W MO The Lane Bookshop	445.00
				473.4040		
				INV	FEB 11 LOCAL STOCK RESOURCES MTC/LIB	134.37
				INV	FEB 11 LOCAL STOCK RESOURCES N/LIB	15.96
				INV	FEB 11 LOCAL STOCK RESOURCES MTC/LIB	47.99
				INV	FEB 11 LOCAL STOCK RESOURCES N/LIB	162.37
				473.4150		
				INV	W/E 12/2/11 G CASTLE CASUAL STAFF	1,589.28



CITY OF NEDLANDS
All Payments 1/03/2011 to 31/03/2011

<u>Chq/Ref</u>	<u>Payee</u>	<u>Date</u>	<u>Amount</u>	<u>Tran</u>	<u>Description</u>	<u>Amount</u>
				INV	W/E 5/2/11 G CASTLE CASUAL STAFF	1,286.56
				INV	W/E 11/12/10 G CASTLE CASUAL STAFF	1,286.56
				INV	W/E 19/2/11 G CASTLE CASUAL STAFF	1,286.56
					McLeods Barristers & Solicitors	
			473.4500			
				INV	ADVICE-BLDG OVER DRAIN-NO EASEMENT DALK RD	482.90
					NEDLANDS TYRE SERVICE	
			473.4959			
				INV	TYRES 2X BSTONE 195/85R16 R202	786.00
					NEVERFAIL WA PTY LTD	
			473.4972			
				INV	SPRINGWATER 8x 15L	93.60
					Baileys Fertilisers	
			473.540			
				INV	S/APPLY GRAN 3.1.1/GROSORB P/TONNE	807.13
					PLACER MANAGEMENT GROUP	
			473.5592			
				INV	PERMANENT PLACEMENT-G MARTYN	5,933.43
					BOYAN ELECTRICAL SERVICES	
			473.741			
				INV	RELOCATED EXIT LIGHT-ADMIN	103.13
					BREALEY PLUMBING SERVICE	
			473.760			
				INV	PLUMBING RPRS-MTC C/CNTR	176.00
				INV	PLUMBING-RPR STAND PIPE & RPLC	159.50
					TAP-CARRINGTON PK	
					CORPORATE EXPRESS AUSTRALIA LTD	
			473.8010			
				INV	STATIONERY	124.41
				INV	LIBRARY STATIONERY	236.55
				INV	RANGER DEPOT SUPPLIES	242.10
				INV	12PK DURACELL BATTERY	166.90
					Western Educting Service	
			473.8240			
				INV	EDUCTING 25/2/11	1,163.25



CITY OF NEDLANDS
All Payments 1/03/2011 to 31/03/2011

<u>Chq/Ref</u>	<u>Payee</u>	<u>Date</u>	<u>Amount</u>	<u>Tran</u>	<u>Description</u>	<u>Amount</u>
				INV	EDUCTING 24/2/11	1,473.45
				INV	EDUCTING 28/2/11	1,887.05
				INV	EDUCTING 18/2/11	904.75
				INV	EDUCTING 21/2/11	1,214.95
					West Metro Regional Council	
			473.8242			
				INV	WASTE DISPOSAL 1 - 6/3/11	12,387.12
				INV	WASTE DISPOSAL 21 - 28/2/11	19,941.79
				INV	WASTE DISPOSAL 7-13/3/11	16,394.07
					Wurth Australia Pty Ltd	
			473.8450			
				INV	KNIFE ZEBRA RETRACTABLE, TWIST SOCKET SET	173.90
					BUNNINGS GROUP LIMITED	
			473.860			
				INV	BUILDING SUPPLIES	16.00
				INV	BUILDING SUPPLIES	49.43
				INV	BUILDING SUPPLIES	54.90
				INV	BUILDING SUPPLIES	73.08
				INV	SHWR CADDY, ADHESIVE 24ML SELLEYS	24.71
					Dale Alcock Homes	
			473.8652			
				fund	143 ALFRED ROAD - FOOTPATH REFUND	1,500.00
				fund	38 ASQUITH ST - FOOTPATH REFUND	1,500.00
					Totally Confidential Records Manage	
			473.8720			
				INV	2/11 RECORD STORAGE/RETRIEVAL/DESTRUCTION	886.78
					BUNZL LIMITED	
			473.880			
				INV	CUPS & TOILET REQUISITES N/LIB	336.05
					Civica Pty Ltd	
			473.9872			
				INV	MS - DR & ADMIN SVCES APRIL 11	7,656.00
				INV	10/4/11-9/4/12 PERFORMANCE MNGR ENT SUBS	10,136.50
					PRIESTMAN & SHARP	
			473.9876			



CITY OF NEDLANDS

All Payments 1/03/2011 to 31/03/2011

<u>Chq/Ref</u>	<u>Payee</u>	<u>Date</u>	<u>Amount</u>	<u>Tran</u>	<u>Description</u>	<u>Amount</u>
				INV	INS EXCESS CLAIM 63061041TB 1DEG148	1,000.00
				INV	PANEL & PAINT REPAIRS - NCC BUS 1BKO449	1,223.42
				INV	PANEL & PAINT RPRS 1DEG148	580.36
					SIGNATURE SECURITY GROUP	
474	EFT TRANSFER: - 31/03/2011	31/03/2011	-237,884.94	474.10141		
				INV	CALL OUT-DEPOT SEC FENCE 25/2/11	93.50
				INV	CALL OUT-DEPOT SEC FENCE 28/2/11	93.50
					White Eagle Commercial Cleaning	
				474.10405		
				INV	CLEANING SVCES MAR 11 N/LIB	1,882.10
					GIANT AUTOS (1997) PTY LTD	
				474.10516		
				INV	TAILGATE GAS STRUTS,OIL & AIR FILTERS	552.49
					GLOBE AUSTRALIA PTY LTD	
				474.11062		
				INV	115X SCOTTS SPORTSMaster HI K 20KG	5,034.70
					BUDGET CAR RENTAL	
				474.11296		
				INV	EQUIPMENT HIRE 28/1-25/2/11 1DGS597	1,203.90
					Hays Specialist Recruitment (Aust)	
				474.11410		
				INV	PLACEMENT FEE - BUILDING SURVEYOR - O'SHEA	13,490.79
					COOL CLEAR WATER GROUP LTD	
				474.11421		
				INV	WATER (FILTERED) SVCES	498.30
					BurkeAir Pty ltd	
				474.11577		
				INV	REPAIRS-CAFE A/COND MTC C/CNTR	623.95
					COMPLETE PEST MANAGEMENT SERVICES	
				474.12079		
				INV	TREATMENT FOR ANTS & SPIDERS	2,094.50
					DYMOCKS CLAREMONT	
				474.12232		
				INV	LOCAL STOCK RESOURCES FEB 2011	118.33
					Lovegrove Turf Services Pty Ltd	
				474.12235		
				INV	APPLY WETTING AGENT-STAMINA 90	2,310.01



CITY OF NEDLANDS
All Payments 1/03/2011 to 31/03/2011

<u>Chq/Ref</u>	<u>Payee</u>	<u>Date</u>	<u>Amount</u>	<u>Tran</u>	<u>Description</u>	<u>Amount</u>
					Capital Recycling	
474.12350				INV	169.22 CARTAGE CONCRETE WASTE	3,551.44
					NEDLANDS NEWSPAPER DELIVERY	
474.12357				INV	30/1-26/2/11 NEWSPAPER DELIVERY N/LIB	213.04
					Choice One Pty Ltd	
474.1260				INV	TEMP STAFF WAGES J OLSZEWSKI,C BATTLEY 2/11	1,070.03
					DIAMOND HIRE	
474.12628				INV	27/2-2/3/11 HIRE 20KVA GENSET SILENCED	385.00
					Mt Claremont Newsround	
474.12648				INV	6/2-5/3/11 NEWSPAPER DELIVERY MTC/LIB	86.28
					WICKED WATER WORKS	
474.12658				INV	2X 15L WATER - COOLER BOTTLE	19.00
					Wilson Security	
474.12677				INV	19/2-27/2/11 ADDITIONAL SEC PATROLS-MTC	550.00
					COMFORT KEEPERS	
474.12735				INV	MAR 11 CARE SVCES FOR HACC CLIENTS	503.89
				INV	MAR 11 CARE SVCES FOR HACC CLIENTS	879.93
					PERTHWASTE PTY LTD	
474.12765				INV	WASTE REMOVAL SVCES PRE PAY APR 11	80,100.66
					SAFETY ZONE AUSTRALIA PTY LTD	
474.12769				INV	OLIVER AT SAFETY BOOT BLK,JACKET HI VIS	311.85
					MACRI PARTNERS	
474.12833				INV	AUDITORS DECLARATION-PT RES RSV RESTORE	1,320.00
					Dingo Australia	
474.12958						



CITY OF NEDLANDS
All Payments 1/03/2011 to 31/03/2011

<u>Chq/Ref</u>	<u>Payee</u>	<u>Date</u>	<u>Amount</u>	<u>Tran</u>	<u>Description</u>	<u>Amount</u>
				INV	K93 DINGO 200HR SVCE + TRAILER SVCE	575.58
					OUTSOURCE BUSINESS SUPPORT SOLUTION	
				474.12974		
				INV	CONSULTING SVCES-AUTHORITY/FINANCE	440.00
					Quick Colourprint	
				474.13010		
				INV	800X A5 BOOKLET 12pp 150gsm SATIN-THE BUZZ	1,499.00
				INV	250 BUSINESS CARDS-NICHOLAS	69.00
				INV	250 BUSINESS CARDS-PHOEBE	69.00
				INV	4X NAME BADGES	81.80
				INV	250 BUSINESS CARDS - CANDICE	69.00
					Sign Supplies 1986 Pty Ltd	
				474.13030		
				INV	SUP/INSTALL BUS SHELTER-LEMNOS ST	20,724.00
				INV	SUP/INSTALL 2X BUS SHELTERS-ALFRED & MONTGOMERY	41,448.00
					TOTALLY WORKWEAR	
				474.13042		
				INV	3PR K13800 NAVY PANTS 107S	134.88
					Murphy Painting & Decorating	
				474.13254		
				INV	PAINTING-N/LIB KITCHEN	970.00
					LANDFILL GAS AND POWER PTY LTD	
				474.13278		
				INV	ELECTRICITY 1/2-1/3/11 N/LIB A/COND	2,306.24
					DATA#3 LIMITED	
				474.13369		
				INV	CS60 HEADSET, HANDSET LIFTER	330.00
					PERFORMANCE IMPROVEMENT CONFERENCE	
				474.13371		
				INV	D SWAIN, E SALISBURY-LEADING TEAMS W/SHOP	1,188.00
					Jacobsen Superannuation Fund	
				474.13394		
				INV	Jacobsen Superannuation Fund - 61-11-19-20-61	49.62
					QUICK CORPORATE AUSTRALIA	
				474.13412		



CITY OF NEDLANDS
All Payments 1/03/2011 to 31/03/2011

<u>Chq/Ref</u>	<u>Payee</u>	<u>Date</u>	<u>Amount</u>	<u>Tran</u>	<u>Description</u>	<u>Amount</u>
				INV	13 RM A4 PAPER NATURES WHITE WHEAT	71.50
				INV	25 RM A4 PAPER NATURES WHITE WHEAT	137.50
				INV	STATIONERY/DRC MATERIALS	158.52
					Jane Day	
				474.13416		
				INV	WA RISK LEADERSHIP PERSPECTIVES B/FAST-J DAY	45.00
				INV	REIMBURSE MOBILE USE CHG-19/2-18/3/11	69.76
					Swanbourne Coastal Alliance	
				474.13487		
				INV	ADMINISTRATIVE ASSISTANCE GRANT	350.00
					NU-TRAC RURAL CONTRACTING	
				474.13534		
				INV	FEB 2011 CLEANING - SWANB BCH	2,420.00
					FIRST FIVE MINUTES PTY LTD	
				474.13537		
				INV	APR-JUN 2011 FIRE & EMERG TRAIN/PROCEDURES	440.00
				INV	APR-JUN 2011 FIRE & EMERG TRAIN/PROCEDURES	440.00
				INV	APR-JUN 2011 FIRE & EMERG TRAIN/PROCEDURES	440.00
				INV	APR-JUN 2011 FIRE & EMERG TRAIN/PROCEDURES	440.00
				INV	APR-JUN 2011 FIRE & EMERG TRAIN/PROCEDURES	440.00
				INV	APR-JUN 2011 FIRE & EMERG TRAIN/PROCEDURES	440.00
				INV	APR-JUN 2011 FIRE & EMERG TRAIN/PROCEDURES	440.00
					Public Libraries Western Australia	
				474.13572		
				INV	5X 2011 BIENNIAL PLWA CONFERENCE 1/4/11	1,300.00
					Captain Stirling IGA Supermarket	
				474.13581		
				INV	CATERING SUPPLIES - TECH SVCES FUNCTION	117.69
				INV	28/2/11 CATERING SUPPLIES	70.35
					Poolegrave Signs & Engraving	
				474.13626		
				INV	2X PLAQUE CAST 300X200MM, 1X STEEL PLINTH	7,535.00
					Sustainable Outdoors	
				474.13652		
				INV	HAND WATERING ALL SEEDLINGS-BUSH AREAS	627.00
					Achievability Pty Ltd	
				474.13653		



CITY OF NEDLANDS

All Payments 1/03/2011 to 31/03/2011

<u>Chq/Ref</u>	<u>Payee</u>	<u>Date</u>	<u>Amount</u>	<u>Tran</u>	<u>Description</u>	<u>Amount</u>
				INV	ACCESS SEMINARS-D LEWIS & P HASLAM Kathryn Ringvall	1,694.00
474.13659				INV	EXPERT PANEL-2030 CONFERENCE DALKEITH NEDLANDS BOWLING CLUB	400.00
474.1900				INV	9/12/10-8/2/11 ELECTRICITY- PROCC TILLYS HOME HELPERS	534.35
474.2048				INV	GARDENING SVCES-HACC CLIENTS FEB 11 FORPARK AUSTRALIA	1,770.45
474.2600				INV	300X PLASTIC CAP 5/8" FOR PLATFORMS Heavy Automatics WA Pty Ltd	273.90
474.2942				INV	TRANSYND TRANSMISSION SVCE TO 502	759.00
				INV	TRANSYND TRANSMISSION SVCE TO 510 AUST INSTITUTE OF MANAGEMENT	759.00
474.350				INV	M CULHANE-ASSESS WK/PLACE PROJ JJ CLEANING PTY LTD	220.00
474.3615				INV	CLEANING NCC FEB 2011 The Lane Bookshop	1,996.50
474.4040				INV	LOCAL STOCK RESOURCES 2/11 MTC LIB	92.71
				INV	LOCAL STOCK RESOURCES 2/11 N/LIB Martineaus Patisserie	26.36
474.4370				INV	CATERING-GENESTA ARTWORK SHOW	91.20
				INV	16/2/11 CATERING - CSRFF FUNDING W/SHOP McDOWALL AFFLECK PTY LTD	152.00
474.4440				INV	ADAMS RD DETAILED DESIGN JAN,FEB 11 McLeods Barristers & Solicitors	2,904.00
474.4500						



CITY OF NEDLANDS
All Payments 1/03/2011 to 31/03/2011

<u>Chq/Ref</u>	<u>Payee</u>	<u>Date</u>	<u>Amount</u>	<u>Tran</u>	<u>Description</u>	<u>Amount</u>
				INV	AUDIT FEES UP TO & INCL 26/7/10	121.00
				INV	NEDLANDS AGED PERSONS TRUST 26223	2,737.84
					SHEPPARD'S NEWSROUND	
			474.4945			
				INV	NEWSPAPER DELIVERY 30/1-26/2/11	40.57
					NEVERFAIL WA PTY LTD	
			474.4972			
				INV	SPRINGWATER 4X 15L BOTTLES MTC LIB	50.80
					OCE AUSTRALIA LTD	
			474.5080			
				INV	PLAN BASIC CHG MAR 11, COPY CHG FEB/11	104.32
					Office Line	
			474.5120			
				INV	HORIZON WK/STN & MOBILE DRAWER PED	822.80
					PRINTSOURCE DESIGN SERVICE	
			474.5687			
				INV	1000X LETTERHEADS	920.00
					BOYAN ELECTRICAL SERVICES	
			474.741			
				INV	ELECT MAINT-WARATAH & ROBERTS	320.93
				INV	ELECT MAINT-PRINCESS/TAYLOR R-A-BOU	220.00
				INV	RESTORED PWR TO HEALTH CLINIC	82.50
				INV	ELECT MAINT-DECORATIVE LIGHT ADELMA RD	82.50
				INV	ELECT MAINT-DECORATIVE LIGHT POLE	330.00
					CORPORATE EXPRESS AUSTRALIA LTD	
			474.8010			
				INV	SASCO EXEC FRAME 2011 PLANNER	41.58
				INV	KIMCARE 6332 HAIR & BODY SHWR GEL 1000ML	9.11
				INV	STATIONERY	240.74
					West Metro Regional Council	
			474.8242			
				INV	WASTE DISPOSAL 14-20/3/11	15,417.17
					BUNNINGS GROUP LIMITED	
			474.860			
				INV	PAINT INT 101 1L L/SHEEN WHITE	36.71
				INV	BOLT-BARREL HEAVY DUT 653-150MM SCP	13.64




CITY OF NEDLANDS
All Payments 1/03/2011 to 31/03/2011

<u>Chq/Ref</u>	<u>Payee</u>	<u>Date</u>	<u>Amount</u>	<u>Tran</u>	<u>Description</u>	<u>Amount</u>
				INV	3X CAN WATERING PLASTIC HORTICO 9L 26209	32.88
				INV	PAINT INT 101 4L L/SHEEN WHITE	63.90
				INV	BUILDING SUPPLIES	149.73
				INV	BUILDING SUPPLIES	72.51
				INV	INSECTICIDE ANT AMDRO 450G GRANULE	119.70
				INV	MDF STND PANEL 3MM 01/11 1200X900MM	6.29
				INV	BUILDING SUPPLIES	42.31
				INV	5X TABLE BLOW MOULD MARQUEE 122X60X74CM	189.90
				INV	STEEL	
				INV	6X PAINT BRUSH SYNTHETIC ABC HI TECH	13.56
					Seton Australia	
			474.8762			
				INV	MIRROR-INDOOR CONVEX, 2X CIGARETTE ASH FLR	740.08
					BIN	
					Cabcharge Australia Limited	
			474.897			
				INV	TAXI FARES/SVCE CHG 7/2-6/3/11	264.77
	Total EFT		-\$2,644,795.63			
TOTAL PAYMENTS			-\$3,096,352.53			

CP20.11	Review of Council's Delegated Authorities
----------------	--

Committee	10 May 2011
Council	22 June 2010

Applicant	City of Nedlands
Owner	City of Nedlands
Director	Michael Cole – Director Corporate Service
CEO	Graham Foster - Chief Executive Officer
Director Signature	
File ref:	CRS/058
Previous Item No's	Nil.
Disclosure of Interest	No officer involved in the preparation of this report had any interest which required it to be declared in accordance with the provisions of the Local Government Act (1995).

Purpose

The purpose of this report is to review delegations that have been made in accordance with section 5.46 of the Local Government Act 1995.

Recommendation to Committee

Council

1. retains the following Delegated Authorities without amendment

- 1A Acting Chief Executive Officer**
- 1B Office Hours**
- 1C Staff Vehicle Use**
- 1D Use of Council's Common Seal and Authority to Sign Documents**
- 1E Local Government Act, Executive Functions Delegated to the Chief Executive Officer**
- 1F Performance Review of Chief Executive Officer**
- 1G Consumption of Alcohol in Public Places**
- 1H Authority to Grant Permission for Vehicles on a Reserve**
- 1I Use of Council Chambers**
- 1J Perth Flying Squadron Yacht Club – Delegated Authority**
- 1K Authority to Call Tenders**
- 3A Investment of Funds**
- 3B Debt Recovery**
- 3C Requests for Financial Assistance**
- 3D Operation of Council Bank Accounts**
- 3E Invitations for Registrations of Interest**

- 3G Acceptance of Tenders
- 4A Engagement of Contractors
- 4B Obstruction of Rights Of Way
- 4C Verge Development
- 4D Street Trees
- 4E Vehicle Crossing Places
- 4F Private Works
- 4G Traffic Management Committee
- 5A Use of Reserves During Building Operations on Adjacent Property
- 5B Landscaping River Foreshore
- 5C Dangerous Trees on Private Property
- 6B Trading in Public Places
- 7B Endorsement of Strata Titles
- 7C Assignment of House Numbers
- 7E Issuing Section 3.25 Notices
- 7F Signing of Metropolitan Region Scheme Form 1 Applications
- 8A Health Act Functions
- 8B Liquor Licensing Act Functions
- 8C Caravan and Camping Grounds Act Functions
- 8D Environmental Protection Act Functions
- 9A Collection of Unpaid Fines (Parking)
- 9B Prosecution Officers
- 9C Withdrawal of Infringement Notices
- 9E Power to Authorise Withdrawal of Dog Infringements
- 9G Removal of Obstructions and Deposit on Streets and Public Places
- 9H Registration Officers
- 10A Tresillian Studio Leases
- 10B Erection of Neighbourhood Watch Signs
- 10C Active Recreation Area Use
- 10D Signs on Reserves
- 10E Community and Cultural Development Fund
- 10F Sponsorship of Youth Initiatives Fund

2. Amends Delegated Authority 6A Town Planning Scheme No. 2 - Approval and Refusal of Planning Applications as follows:
 - a. adds to category 1.a) the words “where no valid objections relating to the proposal were received.”
 - b. adds a further delegation to Senior Statutory Planner, for categories 1b, 1e, 1f, 1g, 1h and 3.
3. Amends Delegated Authority 7A - Legislative Building Control to in paragraph 3 to include Notices under Section 409.
4. Amends Delegated Authority 7D - Fences Within Reduced

Truncations by changing the further delegation from Manager Property Services to Manager Statutory Planning.

5. Amends Delegated Authority 9F - Temporary Street Closure and Temporary Suspension of Road Rules by deleting “Council’s Ranger Administrator” in both places and replacing with “the Senior Ranger”.
6. Amends Delegated Authority 10D – Signs on Reserves by:
 - a. Deleting “Policy on Signs on Reserves” and replacing it with “City of Nedlands Signs Local Law 2007”; and
 - b. Amends further delegation by deleting “Director Community and Strategy, Community Development Officer (Recreation) and Community Development Officer (Groups and Facilities)” and replacing with “Manager Property Services”.

Strategic Plan

Key Focus Area 5: Governance

Strategy 5.6 - Ensure compliance with statutory requirements and guidelines.

The review of the Delegated Authority Manual by Administration and by Council will ensure the City meets its statutory requirements.

Background

The delegated authorities have been adopted by Council to assist in the efficient administration of the City and are published as the Council Delegated Authority Manual on the Council’s website.

Proposal Detail

Not applicable.

Consultation

Required by legislation: Yes No
Required by City of Nedlands policy: Yes No

Legislation

This report meets the requirements of Section 5.44 and 5.46 of the Local Government Act 1995.

Budget/financial implications

Not applicable.

Risk Management

Not applicable.

Discussion

The Local Government Act 1995 (the Act) sets out the local government's power to delegate to the Chief Executive Officer the exercise of any of its powers or the discharge of any of its duties, with some exceptions as listed in Section 5.43. Delegation of certain powers in common across local governments and facilitates good governance.

In addition, Section 5.44 of the Act allows the Chief Executive Officer to further delegate to any employee of the local government the exercise of any of the Chief Executive Officer's powers other than that of delegation.

Under Section 5.46 of the Act, a local government is required to review each financial year delegations that have been made. Council is also required to review annually the delegations it has made to the Chief Executive Officer.

In line with legislative requirements, Administration has reviewed the Delegations of Authority and recommends the following changes:

1. Delegated Authority 6A Town Planning Scheme No. 2 - Approval and Refusal of Planning Applications as follows
 - a. adds to category 1.a) the words "where no valid objections relating to the proposal were received."

Reason:

On occasion, objections to proposals are received but are not valid as the proposal is compliant with the Town Planning Scheme, R Codes etc. Customer service would significantly improve if there was no longer a requirement to present reports for determination by Council where objections are proved not valid. Where the objections relate to amenity as defined in the Town Planning Scheme they will be deemed valid.

- b. adds a further delegation to Senior Statutory Planner, for categories 1b, 1e, 1f, 1g, 1h and 3.

Reason:

The additional delegation to the Senior Statutory Planner only for residential developments which are deemed compliant would significantly improve customer service. In addition it would allow the Managers to concentrate on the high risk complex applications and allow the Senior Statutory to complete the assessments of the other residential applications. Most local governments in Perth have

delegation to all levels of planning officers based on risk and complexity of applications. Administration is only proposing to add limited delegations to the Senior Statutory Planner.

2. Delegated Authority 7A - Legislative Building Control to in paragraph 3 to include Notices under Section 409.

Reason: Section 409 is added.

3. Delegated Authority 7D - Fences Within Reduced Truncations by changing the further delegation from Manager Property Services to Manager Statutory Planning.

The Manager Statutory Planning is responsible for this matter.

4. Amends Delegated Authority 9F - Temporary Street Closure and Temporary Suspension of Road Rules by deleting "Council's Ranger Administrator" in both places and replacing with "the Senior Ranger".

The Senior Ranger is responsible for this matter.

5. Amends Delegated Authority 10D – Signs on Reserves by:

- a. Deleting "Policy on Signs on Reserves" and replacing it with "City of Nedlands Signs Local Law 2007"; and
- b. Amends further delegation by deleting "Director Community and Strategy, Community Development Officer (Recreation) and Community Development Officer (Groups and Facilities)" and replacing with "Manager Property Services".

Reason:

The Policy of Signs on Reserves has been superseded by the City of Nedlands Signs Local Law 2007. Under the local law, the Manager Property Services is the authorised officer.

Conclusion

A review of Delegation is required to be undertaken each financial year. The Delegation of Authority Manual has been reviewed by Administration and is now presented to Council for consideration. The suggested changes are of a minor nature.

Attachments

- Current – Council Delegated Authority Manual



City of Nedlands

nedlands.wa.gov.au

Council Delegated Authority Manual

As at 26 October 2010

PREAMBLE

1. Introduction

- a) A Council may delegate to its Chief Executive Officer, some of its powers and duties provided for in the Local Government Act 1995. Any decision to delegate must be passed by an absolute majority and the delegation must be in writing.
- b) The only staff member to whom the Council may delegate any of its powers and duties under the Local Government Act is the Chief Executive Officer but the Chief Executive Officer may give delegated authority to any staff member. The Chief Executive Officer is the only staff member with the power to delegate.
- c) A Council may also delegate some of its powers and duties to committees of council by a decision passed by an absolute majority and recorded in writing.

2. Limits on Delegation to the Chief Executive Officer

- a) There are some powers and duties that a Council cannot delegate. They are:
 - i. any power or duty that requires a decision of an absolute majority of the local government;
 - ii. accepting a tender which exceeds an amount determined by the local government for the purpose of this paragraph;
 - iii. appointing an auditor;
 - iv. acquiring or disposing of any property valued at an amount exceeding an amount determined by the local government for the purpose of this paragraph;
 - v. any of the local government's powers under section 5.98, 5.98A, 5.99, 5.99A or 5.100;
 - vi. borrowing money on behalf of the local government;
 - vii. hearing or determining an objection of a kind referred to in section 9.5;
 - viii. any power or duty that requires the approval of the Minister or the Governor; or
 - ix. such other powers or duties as may be prescribed.

3. Delegations to Committees

- a) Council may delegate its powers and duties to committees comprising only of Council members except –
 - i. any power or duty that requires a decision of an absolute majority of the local government; and any other power or duty that is prescribed; or
 - ii. the power of delegation.
- b) Council may delegate to a committee comprising of council members and employees, any of the local government's powers or duties that can be delegated to the Chief Executive Officer.
- c) Council may delegate to a committee comprising staff members or members of the public any of the local government's powers and duties necessary or convenient for the proper management of:
 - i. the local government's property; or
 - ii. an event in which the local government is involved.
- d) No delegations may be made to committees on which there are no elected members or members of staff.

4. Period of Any Delegation

- a) A delegation of authority has effect for the period of time specified in the instrument of delegation or where no period of time is specified, indefinitely.
- b) Any decision by Council to revoke or amend a delegated authority must be passed by an absolute majority.

5. Recording Delegations

- a) Any delegation under the Local Government Act 1995, either by Council or the Chief Executive Officer must be recorded in writing;
- b) The CEO is to keep a register of the delegations made by Council to the CEO and made by the CEO to other employees;
- c) Any delegation by Council to a committee must also be in writing.

6. Exercising Delegated Authority

- a) After either the CEO or any other employee) has exercised a delegated authority the following information must be recorded in writing,

- b) how the person exercised the power or discharged the duty;
- c) when the person exercised the power or discharged the duty; and
- d) the persons or classes of persons, other than council or committee members or employees of the local government, directly affected by the exercise of the power or the discharge of the duty.

7. Review

At least once every financial year, delegations are to be reviewed by the delegator, either Council or the Chief Executive Officer.

8. Council's Ability to Make Decisions is not Limited

Council may still exercise any of its powers or duties that have been delegated to the Chief Executive officer or to a committee.

9. Legislative Authority

- a) The following sections of the Local Government Act 1995 provide for delegation of authority:
 - i. s.5.16 to s.5.18 (delegations to Committees)
 - ii. s.5.42 to s.5.46 (delegations to CEO and other employees).
- b) The Local Government (Administration) Regulations s.19 expands upon s.5.45(3) of the Act.

10. Other Forms of Delegation

Legislation other than the Local Government Act provides for the delegation of Council's powers. Under such legislation it is possible for Council to delegate to staff members other than the Chief Executive officer. Legislation which provides for delegation includes:

- i. The Town Planning and Development Act
- ii. The Dog Act
- iii. The Environmental Protection Act
- iv. The Strata Titles Act
- v. The Health Act
- vi. The Caravan Parks Act

Table of Contents

Preamble	2
1A Acting Chief Executive Officer	7
1B Office Hours	8
1C Staff Vehicle Use	9
1D Use of Council's Common Seal and Authority To Sign Documents	10
1E Local Government Act, Executive Functions Delegated to the Chief Executive Officer	12
1F Performance Review Of Chief Executive Officer	14
1G Consumption of Alcohol in Public Places	16
1H Authority to Grant Permission for a Vehicle on a Reserve.....	17
1I Use of Council Chambers.....	18
1J Perth Flying Squadron Yacht Club	19
1K Authority to Call Tenders	21
1L City Facilities – Management Licences for community organisations	22
3A Investment of Funds.....	23
3B Debt Recovery.....	24
3C Requests for Financial Assistance	26
3D Operation of Council Bank Accounts	28
3E Invitations for Registrations of Interest	30
3F Write Off of Minor Debts	31
3G Acceptance of Tenders.....	32
4A Engagement of Contractors.....	33
4B Obstruction of Rights of Way.....	34
4C Verge Development.....	36
4D Street Trees.....	38
4E Vehicle Crossing Places.....	39
4F Private Works	40
4G Traffic Management Committee	41
5A Use of Reserves During Building Operations on Adjacent Property	42
5B Landscaping River Foreshore	44
5C Dangerous Trees on Private Property	46
6A Town Planning Scheme No. 2 - Approval and Refusal of Planning Applications	48
6B Trading in Public Places	51
7A Legislative Building Control	52
7B Endorsement of Strata Titles	53
7C Assignment of House Numbers	54
7D Fences Within Reduced Truncations.....	56
7E Issuing Section 3.25 Notices	57
7F Signing of Metropolitan Region Scheme Form 1 Applications.....	58
8A Health Act Functions	59
8B Liquor Licensing Act Functions.....	62
8C Caravan and Camping Grounds Act Functions	63
8D Environmental Protection Act Functions.....	65
9A Collection of Unpaid Fines (Parking)	66
9B Prosecution Officers	67
9C Withdrawal of Infringement Notices.....	69
9D Collection of Unpaid Fines (Dog Control)	71

9E	Power to Authorise Withdrawal of Dog Infringements	72
9F	Temporary Street Closure and Temporary Suspension Of Road Rules	73
9G	Removal of Obstructions and Deposit on Streets And Public Places.....	75
9H	Registration Officers.....	77
10A	Tresillian Studio Leases	78
10B	Erection of Neighbourhood Watch Signs.....	79
10C	Active Recreation Area Use	80
10D	Signs on Reserves	81
10E	Community Grants	83
10F	Sponsorship of Youth Initiatives Fund	84

1A Acting Chief Executive Officer

Delegate

Chief Executive Officer

Delegated authority

Should it be necessary, as a result of an extended period of absence, the Chief Executive Officer may appoint one of the Senior Officers Council has determined as suitably qualified, to the position of Acting Chief Executive Officer, for a period no longer than five (5) weeks.

Further delegation

Nil.

Legislation

Section 5.36 of the Local Government Act 1995

Duration

Indefinite

Record

Central Records

Date originally adopted/amended

8 November 2005 (Report CP34.05)

Review history – no changes

24 June 2008 (Report CP27.08)

30 June 2009 (Report CP29.09)

22 June 2010 (Report CP19.10)

1B Office Hours

Delegate

Chief Executive Officer

Delegated authority

The Chief Executive Officer is authorised to prescribe hours of operation for all Council services.

Further delegation

Director Community and Strategy (Library Opening Hours)

Legislation

Local Government Act 1995

Duration

Indefinite

Record

Central Records

Date originally adopted/amended

28 October 1997 (Report C177.97)

24 June 2008 (Report CP27.08)

30 June 2009 (Report CP29.09)

Review history -no changes

23 October 2001 (Report C101.01)

26 November 2002 (Report C94.02)

25 November 2003 (Report C74.03)

23 November 2004 (Report C65.04)

22 June 2010 (Report CP19.10)

1C Staff Vehicle Use

Delegate

Chief Executive Officer

Delegated authority

The Chief Executive Officer is delegated to administer staff vehicle usage.

Further delegation

Nil

Legislation

Local Government Act 1995

Duration

Indefinite

Record:

Central Records

Fleet Records

Date originally adopted/amended

28 October 1997 (Report C177.97)

26 October 1999 (Report C128.99)

26 November 1999 (Report T61.99)

12 June 2001 (Report T27.01)

Review history – no changes

12 June 2001 (Report T27.01)

23 October 2001 (C101.01)

26 November 2002 (Report C94.02)

25 November 2003 (Report C74.03)

23 November 2004 (Report C65.04)

24 June 2008 (Report CP27.08)

30 June 2009 (Report CP29.09)

22 June 2010 (Report CP19.10)

1D Use of Council's Common Seal and Authority To Sign Documents

Delegate

Chief Executive Officer

Delegated authority

This delegation applies to contracts, agreements and other legal documents which require the affixing of Council's Common Seal, and the signature of the Chief Executive Officer and the Mayor, but only in situations where:

- a) Council has resolved to enter into or accept the contract, arrangements or legal document, and all that is required is the affixing of the Seal and the appropriate signatures on the document without change other than those changes authorised by Council;
- b) The arrangement, which is the subject of the document that requires the application of the Seal, does not require a resolution of Council.

Delegation

Where (a) and (b) above apply, the following delegations exist:

1. The Chief Executive Officer, or in his or her absence the Acting Chief Executive Officer, has authority to authorise the application of the Common Seal with that authorisation being recorded in Council's Seal Register.
2. In those instances where the Chief Executive Officer or the Acting Chief Executive Officer has authorised the application of the Common Seal in accordance with this delegation, the Chief Executive Officer, or in his or her absence the Acting Chief Executive Officer, and the Mayor, or in his or her absence the Deputy Mayor, are authorised to sign those documents to which the Common Seal has been affixed.

A report is to be provided to Council each month detailing the use of the seal.

Further Delegation

Nil.

Legislation

Local Government Act 1995

Duration

Indefinite

Record

Seal Register
Central Records

Date originally adopted/amended

24 February, 1998 - C28.98
23 October 2001 C101.01

Review history – no changes

14 November 2000 (Report C140.00)
23 October 2001 (Report C101)
26 November 2002 (Report C94.02)
25 November 2003 (Report C74.03)
23 November 2004 (Report C65.04)
24 June 2008 (Report CP27.08)
30 June 2009 (Report CP29.09)
22 June 2010 (Report CP19.10)

1E Local Government Act, Executive Functions Delegated to the Chief Executive Officer

Delegate

Chief Executive Officer

Delegated Authority

The Chief Executive Officer is delegated the authority, pursuant to Section 5.42 of the Local Government Act 1995, as amended, to appoint officers under Section 9.10 of that Act to enforce the requirements of Part 3, Division 3, Subdivisions 2, 3, 4 and 5 and related schedules of the Local Government Act 1995 and regulations and local laws of the Local Government.

The Chief Executive Officer is delegated authority to appoint Authorised Officers in accordance with Section 245A (4) of the Local Government Miscellaneous Provisions Act 1960.

Further Delegation

Manager Sustainable Nedlands
Environmental Health Officers
Director Development Services

Legislation

Local Government Act 1995

Duration

Indefinite

Record

Central Records
Property Files

Date originally adopted/amended

12 October, 1998 (Report E188.99)
24 June 2008 (Report CP27.08)
30 June 2009 (Report CP29.09)

Review history – no changes

10 December 2002 (Report E156.02)
25 November 2003 (Report E108.03)
23 November 2004 (Report C65.04)
22 June 2010 (Report CP19.10)

1F Performance Review Of Chief Executive Officer

Delegate

Chief Executive Officer's Performance Review Committee

Delegated authority

The Chief Executive Officer's Performance Review Committee (The Committee) appointed by Council to appraise the performance of the Chief Executive Officer has delegated authority to manage and conduct the performance appraisal of the Chief Executive Officer in order to meet both Council's statutory obligations in accordance with the requirements of Section 5.38 of the Local Government Act 1995 and any terms and conditions of the employment contract of the Chief Executive Officer.

In undertaking the performance review, the Committee:

1. is to determine and set in place an appropriate review process;
2. prior to entering into (a) is to consult with each of the elected members at the time and take account of their respective views;
3. may draw on the resources and professional advice of the Manager Human Resources and any additional assistance that the Manager Human Resources may recommend to determine the process and plan and conduct the review;
4. reports the outcomes of the review to Council.

As part of the review process the Committee has delegated authority to negotiate and to set goals, objectives, key performance indicators and changes to the remuneration package within the terms of the Chief Executive Officers contract. Any goals, objectives, key performance indicators or remuneration package changes so negotiated and set must be acknowledged in writing by both the Mayor and the Chief Executive Officer.

Further Delegation

Nil

Legislation

Local Government Act 1995

Duration

Indefinite

Record

Central Records
Personnel Files

Date originally adopted/amended

22 February 2000 (Item C22.00)
24 June 2008 (Report CP27.08)

Review history - no changes

14 November 2000 (Report C140.00)
23 October 2001 (Report C101.01)
26 November 2002 (Report C94.02)
25 November 2003 (Report C74.03)
23 November 2004 (Report C65.04)
30 June 2009 (Report CP29.09)
22 June 2010 (Report CP19.10)

1G Consumption of Alcohol in Public Places

Delegate

Chief Executive Officer

Delegated authority

The Chief Executive Officer is authorised to issue permits for the consumption of alcohol on reserves, foreshores and beaches and other public places pursuant to clause 5(1)(d) of the Local Law Relating to Reserves, Foreshores and Beaches.

Further Delegation

Director Corporate Services
Manager Corporate Services
Senior Customer Service Officer

Legislation

Local Government Act 1995
Local Law Relating to Reserves, Foreshores and Beaches

Duration

Indefinite

Record

Central Records
Personnel Files

Date originally adopted/amended

24 April 2001 (Report C44.01)
24 June 2008 (Report CP27.08)
30 June 2009 (Report CP29.09)

Review history - no changes

12 February 2002 (Report C1.02)
11 February 2003 (Report C3.03)
25 November 2003 (Report C70.03)
23 November 2004 (Report C65.04)
22 June 2010 (Report CP19.10)

1H Authority to Grant Permission for a Vehicle on a Reserve

Delegate

Chief Executive Officer

Delegated authority

The Chief Executive Officer is authorised to grant consent for a vehicle to be driven, ridden, parked or allowed to stand on a reserve or foreshore, other than such parts of the reserve or foreshore as are set aside as roads or driveways or vehicle parking or as access to areas set aside for that purpose pursuant to clause 7(a) and (b) of the Local Law Relating to Reserves, Foreshores and Beaches.

Further delegation

Director Community and Strategy
Manager Community Development
Administration Officer Community Services
Coordinator Community Development

Legislation

Local Government Act 1995
Local Law Relating to Reserves, Foreshores and Beaches

Duration

Indefinite

Record

Central Records

Date originally adopted/amended

26 June 2001 (Report C68.01)
24 June 2008 (Report CP27.08)
30 June 2009 (Report CP29.09)

Review history - no changes

23 October 2001 (Report C101.01)
26 November 2002 (Report C94.02)
11 February 2003 (Report C3.03)
25 November 2003 (Report C74.03)
23 November 2004 (Report C65.04)
22 June 2010 (Report CP19.10)

11 Use of Council Chambers

Delegate

Chief Executive Officer

Delegated authority

The Chief Executive Officer may under exceptional circumstances allow the Council Chambers to be used for functions other than Council meetings and/or functions ancillary to Council activities.

Further delegation

Nil

Legislation

Local Government Act 1995

Duration

Indefinite

Record

Central Records

Date originally adopted/amended

22 April 1997 - P83.97
23 October 2001 (Report C101.01)

Review history – no changes

12 October 1999 (Report E190.99)
23 October 2001 (Report C101.01)
26 November 2002 (Report C94.02)
25 November 2003 (Report C74.03)
23 November 2004 (Report C65.04)
24 June 2008 (Report CP27.08)
30 June 2009 (Report CP29.09)
22 June 2010 (Report CP19.10)

1J Perth Flying Squadron Yacht Club

Delegate

The Chief Executive Officer

Delegated authority

The Chief Executive Officer is authorised to grant consent to the Perth Flying Squadron Yacht Club to enter into sub lease agreements for commercial activities that are related to the operation of a yacht club in accordance with clause 2(r) of the Lease Agreement between the City and the Club. Such agreements for which the Chief Executive Officer may grant consent on behalf of the Council shall be limited to activities as:

- a) Long term sub-lease to Shipwright;
- b) Catering and Beverage Contractors;
- c) Pen Leases;
- d) Administration Services;
- e) Boat Sales; and
- f) Chandlery.

Further delegation

Director Development Services
Manager Property Services

Legislation:

Local Government Act 1995

Duration:

Indefinite

Record:

Central Records

Date originally adopted/amended

27 August 2002 (Report C65.02)

30 June 2009 (Report CP29.09)

Review history – no changes

27 August 2002 (Report C65.02)
26 November 2002 (Report C94.02)
11 February 2003 (Report C3.03)
25 November 2003 (Report C74.03)
23 November 2004 (Report C65.04)
24 June 2008 (Report CP27.08)
22 June 2010 (Report CP19.10)

1K Authority to Call Tenders

Delegate

The Chief Executive Officer

Delegated authority

- a) The Chief Executive Officer be delegated authority to invite tenders for works and services within the approved statutory budget each financial year, where required in accordance with the provisions of the Local Government Act 1995, and
- b) The Chief Executive Officer be delegated authority to specify selection criteria for all tenders called in accordance with (a) above.

Further delegation

Director Corporate Services
Director Development Services
Director Community and Strategy
Director Technical Services

Legislation

Local Government Act 1995

Duration

30 June 2006

Record

Central Records

Date originally adopted/amended

16 August 2005 (Item 6.1)
12 December 2006 (Urgent Business Item 17.3)
24 June 2008 (Report CP27.08)
30 June 2009 (Report CP29.09)

Review history - no changes

12 December 2006
22 June 2010 (Report CP19.10)

1L City Facilities – Management Licences for community organisations

Delegate

The Chief Executive Officer

Delegated authority

The Chief Executive Officer is authorised to enter management licences with appropriate community organisations tenanting the City's facilities using the standard management licence.

Further delegation

Nil

Legislation:

Local Government Act 1995

Duration:

Indefinite

Record:

Central Records

Date originally adopted/amended

27 April 2010 (Report D24.10)

Review history – no changes

Nil

3A Investment of Funds

Delegate

Chief Executive Officer

Delegated authority

The Chief Executive Officer is authorised to invest funds held in Council's Municipal, Trust or any of its Reserve Funds that is not for the time being required by Council, in accordance with the provisions of Section 6.14 of the Local Government Act 1995.

Further delegation

Director Corporate Services
Manager Finance

Legislation

Local Government Act 1995

Duration

Indefinite

Record

Bank Reconciliation File

Date originally adopted/amended

26 August 1997 (Report C126.97)

Review history - no changes

14 November 2000 (Report C140.00)
23 October 2001 (Report C101.01)
26 November 2002 (Report C94.02)
25 November 2003 (Report C74.03)
23 November 2004 (Report C65.04)
24 June 2008 (Report CP27.08)
30 June 2009 (Report CP29.09)
22 June 2010 (Report CP19.10)

3B Debt Recovery

Delegate

Chief Executive Officer

Delegated Authority

For the purposes of effectively managing the recovery of debts owed to Council and within the framework of the Debt Recovery Policy the Chief Executive Officer is authorised to:

1. issue summonses, and goods and land warrants, and initiate relevant legal action for the recovery of debts,
2. negotiate and reach agreement on appropriate arrangements for the repayment of outstanding debts where possible,
3. initiate other courses of action with regard to the recovery of an outstanding debt, including authority to withdraw or refuse Council's services, and deny access to Council facilities,
4. determine and put in place administrative procedures to fulfill the intention of Council's Policy in relation to debt recovery,
5. recover outstanding rates from the rent of lessees of rented properties in accordance with Section 6.60 of the Local Government Act 1995, and
6. appoint external debt collection agencies to undertake all or part of any debt recovery process for the recovery of debts to the City of Nedlands if considered appropriate.

Further Delegation

Director Corporate Services
Manager Finance
Rates Officer

Legislation

Local Government Act 1995
Rates and Charges (Rebates and Deferments) Act 1992

Duration

Indefinite

Record

Reports from the Rates Officer

Date originally adopted/amended

28 October 2003 (Report C66.03)

30 June 2009 (Report CP29.09)

Review history - no changes

25 November 2003 (Report C74.03)

23 November 2004 (Report C65.04)

24 June 2008 (Report CP27.08)

22 June 2010 (Report CP19.10)

3C Requests for Financial Assistance

Delegate

Chief Executive Officer

Delegated Authority

The Chief Executive Officer is authorised to refuse all requests for donations that do not meet the requirements of Council's Policy 10.26 - Subsidies and Donations, or Council's Policy 10.27 - Cultural and Community Development Fund, unless the Mayor or a Councillor requests that the matter be considered by Council, or if the Chief Executive Officer believes the request has some merit worthy of further Council consideration.

The Chief Executive Officer may exercise his discretion in relation to any advice or request in relation to the Lord Mayor's Disaster Relief Fund referred to him under Policy 10.26 to either refuse the application and not place it before Council or, if he considers the matter worthy of consideration by Council, to arrange for an appropriate report to be placed before Council for its consideration.

Further Delegation

Nil

Legislation

Local Government Act

Duration

Indefinite

Record

Central Records
Cheque Copy held in Strong Room

Date originally adopted/amended

22 June 1999 – C69.99
26 November 2002 (Report C94.02)

Review history - no changes

14 November 2000 – (Report C140.00)
23 October 2001 (Report C101.01)
25 November 2003 (Report C74.03)
23 November 2004 (Report C65.04)
24 June 2008 (Report CP27.08)
30 June 2009 (Report CP29.09)
22 June 2010 (Report CP19.10)

3D Operation of Council Bank Accounts

Delegate

Chief Executive Officer

Delegated Authority

The Chief Executive Officer is delegated authority to:

1. make payments from the following bank accounts
 - a) Municipal Fund Bank Account
 - b) Trust Fund Bank Account
 - c) Reserve Fund Bank Accountin accordance with the provision of Policy 3.3
2. transfer funds between Council's bank accounts, in accordance with the provisions of Policy 3.3.

Further Delegation

Director Corporate Services
Director Development Services
Director Technical Services
Director Community and Strategy
Manager Finance
Manager Corporate Services

Legislation

Local Government Act 1995

Duration

Indefinite

Record

Copies of cheques are kept on the Bank Record in the Strong Room.

Date originally adopted/amended

24 February, 1998 (Report C36.98)
26 November 2002 (Report C94.02)
24 June 2008 (Report CP27.08)

30 June 2009 (Report CP29.09)

Review history - no changes

14 November 2000 (Report C140.00)

23 October 2001 (C101.01)

25 November 2003 (Report C74.03)

23 November 2004 (Report C65.04)

22 June 2010 (Report CP19.10)

3E Invitations for Registrations of Interest

Delegate

Chief Executive Officer

Delegated Authority

The Chief Executive Officer is delegated authority to invite Expressions of Interest in accordance with Regulation 21 of the Local Government (Functions and General) Regulations 1996 in those circumstances where he deems it appropriate.

Further delegation

Nil

Legislation

Local Government Act 1995

Duration

Indefinite

Record

Central Records
Newspaper Advertisement and document on specific file

Date originally adopted/amended

23 February, 1999 - C14.99

Review history - no changes

14 November 2000 (Report C140.00)
23 October 2001 (Report C101.01)
26 November 2002 (Report C94.02)
25 November 2003 (Report C74.03)
23 November 2004 (Report C65.04)
24 June 2008 (Report CP27.08)
30 June 2009 (Report CP29.09)
22 June 2010 (Report CP19.10)

3F Write Off of Minor Debts

Delegate

Chief Executive Officer

Delegated authority

The Chief Executive Officer is delegated authority to write off outstanding debts to individual debtors up to and including a value of \$1,000 subject to the Chief Executive Officer being satisfied that all reasonable attempts have been made to recover the debt and that the debt is now either unrecoverable or unable to be recovered economically.

Further Delegation

Nil

Legislation:

Local Government Act 1995

Duration

Indefinite

Record

Central Records
File No. FIN/012

Date originally adopted/amended

22 June 1999 (Report No. C70.99)

Review history - no changes

14 November 2000 (Report C140.00)
23 October 2001 (Report C101.01)
26 November 2002 (Report C94.02)
25 November 2003 (Report C74.03)
23 November 2004 (Report C65.04)
24 June 2008 (Report CP27.08)
30 June 2009 (Report CP29.09)
22 June 2010 (Report CP19.10)

3G Acceptance of Tenders

Delegate

Chief Executive Officer

Delegated authority

The Chief Executive Officer has delegated authority to accept tenders where, in accordance with Regulation 11 (1) of the Local Government (Functions and General) Regulations 1996, a tender would not normally be required to be called due to the value of the contract expected to be less than \$100,000, however Administration determine, that due to the nature of the purchase and in the interests of obtaining the best possible price, a tender should be called.

Further delegation

Nil.

Legislation

Local Government Act 1995

Duration

Indefinite

Record

Central Records
Tenders Register

Date originally adopted/amended

26 April 2000 (Report C61.00)
30 June 2009 (Report CP29.09)

Review history – no changes

26 June 2001 (Report C67.01)
23 October 2001 (Report C101.01)
26 November 2002 (Report C94.02)
25 November 2003 (Report C74.03)
23 November 2004 (Report C65.04)
22 June 2010 (Report CP19.10)

4A Engagement of Contractors

Delegate

Chief Executive Officer

Delegated authority

The Chief Executive Officer is authorised to appoint contractors for the carrying out of works previously approved by Council.

Where in accordance with the Local Government Act, the magnitude of work requires tenders to be called, such tenders shall be referred to the Council for acceptance unless delegated authority in accordance with 3G applies.

Further delegation

Director Development Services
Director Technical Services
Manager Engineering Services
Manager Parks Services

Legislation

Local Government Act

Duration

Indefinite

Record

Purchase Requisitions
Central Records Tender File

Date originally adopted/amended

22 July 1997 (Report C108.97)
23 November 1999 (Report T61.99)
12 June 2001 (T27.01)
24 June 2008 (Report CP27.08)
30 June 2009 (Report CP29.09)

Review history - no changes

28 October 2003 (Report T29.03)
23 November 2004 (Report T34.04)
22 June 2010 (Report CP19.10)

4B Obstruction of Rights of Way

Delegate

Chief Executive Officer

Delegated authority

The Chief Executive Officer is authorised to take appropriate action against any person causing:

- a) an obstruction or health nuisance by dumping/storing of any materials such as garden debris, timber, building materials etc., in any right-of-way which is in use to vehicular traffic.
- b) an obstruction by the parking of any vehicle etc., in any right-of-way which is in use to vehicular traffic.

Further delegation

Director Technical Services
Manager Engineering Services
Manager Sustainable Nedlands
Rangers

Legislation

Local Government Act

Duration

Indefinite

Record

Central Records
Street Files
Infringement Notice Registry

Date originally adopted/amended

22 July 1997 (Report C108.97)
23 November 1999 (Report T61.99)
12 June 2001 (T27.01)
24 June 2008 (Report CP27.08)
30 June 2009 (Report CP29.09)

Review history - no changes

28 October 2003 (Report T29.03)
23 November 2004 (Report T34.04)
22 June 2010 (Report CP19.10)

4C Verge Development

Delegate

Chief Executive Officer

Delegated authority

The Chief Executive Officer is authorised to:

1. Grant approval for the construction of verge developments in accordance with Policy 4.7 Verge Developments.
2. Instigate prosecutions in accordance with Policy 4.7 Verge Development.
3. In accordance with Clause 44 of the Local Law Relating to thoroughfares instigate prosecutions for breach of any of the provisions of the Local Law Relating to Thoroughfares.

Further delegation

Director Technical Services
Manager Engineering Services
Manager Parks Services

Legislation

Local Government Act

Duration

Indefinite

Record

Central Records
Property Files

Date originally adopted/amended

22 July 1997 (Report C108.97)
23 November 1999 (Report T61.99)
12 June 2001 (T27.01)
12 November 2002 (Report T38.02)
24 June 2008 (Report CP27.08)
30 June 2009 (Report CP29.09)

Review history -no changes

28 October 2003 (Report T29.03)
23 November 2004 (Report T34.04)
22 June 2010 (Report CP19.10)

4D Street Trees

Delegate

Chief Executive Officer

Delegated authority

The Chief Executive Officer is authorised to administer the provisions of Council's Policy 4.13 Street Trees.

Further delegation

Director Technical Services
Manager Parks Services

Legislation

Local Government Act

Duration

Indefinite

Record

Central Records
Property Files

Date originally adopted/amended

12 June 2001 (Report T27.01)
23 November 2004 (Report T34.04)
24 June 2008 (Report CP27.08)
30 June 2009 (Report CP29.09)

Review history – no changes

28 October 2003 (Report T29.03)
22 June 2010 (Report CP19.10)

4E Vehicle Crossing Places

Delegate

Chief Executive Officer

Delegated authority

Authority is delegated to the Chief Executive Officer to:-

1. Grant approval for construction of a crossing place;
2. Authorise payment of a subsidy for a crossing place; and
3. Authorise construction of a crossing place continuously across a footpath where appropriate, provided such works comply with Policy 4.6 Crossover Construction and Maintenance.

Further delegation

Director Technical Services
Manager Engineering Services

Legislation

Local Government Act

Duration

Indefinite

Record:

Central Records
Property Files

Date originally adopted/amended

22 July 1997 (Report C108.97)
23 November 1999 (Report T61.99)
12 June 2001 (Report T27.01)
23 November 2004 (Report T34.04)
24 June 2008 (Report CP27.08)
30 June 2009 (Report CP29.09)

Review history –no changes

28 October 2003 (Report T29.03)
22 June 2010 (Report CP19.10)

4F Private Works

Delegate

Chief Executive Officer

Delegated authority

Authority is delegated to the Chief Executive Officer to authorise the carrying out of private works in accordance with Section 3.18(2) of the Local Government Act provided such works can be fitted into the works programme without undue disruption; such works may only be for properties within the City of Nedlands

Further Delegation

Director Development Services

Legislation

Local Government Act 1995

Duration

Indefinite

Record

Central Records
Property Files

Date originally adopted/amended

22 July 1997 (Report C108.97)
24 June 2008 (Report CP27.08)

Review history - no changes

28 October 2003 (Report T29.03)
23 November 2004 (Report T34.04)
30 June 2009 (Report CP29.09)
22 June 2010 (Report CP19.10)

4G Traffic Management Committee

Delegate

Traffic Management Committee

Delegated authority

The Traffic Management Committee (The Committee) is appointed by Council to investigate traffic management issues in the City of Nedlands and consider options to address these issues and to submit recommendations to Council for the allocation of funds and the setting of priorities.

The Committee has delegated authority to approve the following, in accordance with the budget as adopted by Council:

- Minor works
- Parking alterations
- Signage
- Traffic Counts

Further Delegation

Nil

Legislation

Local Government Act 1995

Duration

Indefinite, subject to Terms of Reference review

Record

Central Records
Street Files

Date originally adopted/amended

22 September 2009 (Item 12.3, T15.09)

Review History - No Changes

23 February 2010 (Item 12.3, T02.10)
22 June 2010 (Report CP19.10)

5A Use of Reserves During Building Operations on Adjacent Property

Delegate

Chief Executive Officer

Delegated authority

Authority is delegated to the Chief Executive Officer to grant approval for requests for the use of Reserves by Builders or others to gain access to adjoining properties.

The Chief Executive Officer may require:

1. The applicant to pay a Reserve Access Fee and a Reserve Access Bond as set out in the City's annual Schedule of Fees and Charges.
2. The applicant to provide insurance indemnifying the City against any public liability incurred through the operations.
3. Access to be supervised by a Council employee at the cost of the applicant.

Further delegation

Director Technical Services
Manager Engineering Services

Legislation

Local Government Act 1995

Duration

Indefinite

Record

Central Records
Reserve File

Date originally adopted/amended

22 July 1997 (Report C108.97)
23 November 1999 (Report T61.99)
23 November 2004 (Report T34.04)
24 June 2008 (Report CP27.08)
30 June 2009 (Report CP29.09)

Review history – no changes

28 October 2003 (Report T29.03)
23 November 2004 (Report T34.04)
22 June 2010 (Report CP19.10)

5B Landscaping River Foreshore

Delegate

Chief Executive Officer

Delegated Authority

Provided that a resident will agree to the conditions below the Chief Executive Officer may grant approval to care for the area abutting that residence:

1. The foreshore area will as near as possible be maintained in its natural state;
2. No physical or implied restriction of public access is allowed;
3. There shall be no rubbish dumping (including garden debris);
4. The resident accepts responsibility for litter collection including transporting it to convenient collection points (collections would be in conjunction with the residents' own rubbish);
5. No unauthorised vehicles are permitted;
6. No storage of any timber or building materials is permitted;
7. No buildings are permitted;
8. A plan submitted and approved prior to any work commencing;
9. The natural contours are not altered;
10. The provision of water and the planting of indigenous plant species;
11. Automatic watering systems may be used between the hours of 12.00 a.m. and 5.00 a.m.;
12. Administration may install foreshore marker posts to define public land from Foreshore Reserve; and
13. The resident must obtain written approval from the Swan River Trust prior to receiving approval from Council.

Further delegation

Director Technical Services
Manager Engineering Services

Legislation

Local Government Act 1995

Duration

Indefinite

Record

Central Records
Reserve Files

Date originally adopted/amended

22 July 1997 (Report C108.97)
23 November 1999 (Report T61.99)
12 June 2001 (Report T27.01)
24 June 2008 (Report CP27.08)
30 June 2009 (Report CP29.09)

Review history - no changes

28 October 2003 (Report T29.03)
23 November 2004 (Report T34.04)
22 June 2010 (Report CP19.10)

5C Dangerous Trees on Private Property

Delegate

Chief Executive Officer

Delegated Authority

1. Where in the opinion of the Manager Infrastructure Services a tree/s constitutes a danger to persons or property on land adjoining the land on which the tree/s is/are situated, the Chief Executive Officer may, in accordance with the Local Government Act, serve written notice on the owner or occupier (as the case requires) of the land on which the tree/s is/are situated requiring him to render the tree/s safe.
2. In the case of an emergency the Chief Executive Officer may authorise Council staff or contractors to enter upon the land and carry out the necessary work to render a tree/s safe and in such cases as much notice as is practical shall be given to the owner.

Where a property owner or occupier has not complied with a notice given pursuant to Clause (a) of this delegated authority, the Chief Executive Officer has authority to undertake prosecution against the owner or occupier.

Further delegation

Director Technical Services
Manager Engineering Services

Legislation

Local Government Act 1995

Duration

Indefinite

Record

Central Records
Property Files

Date originally adopted/amended

22 July 1997 (Report C108.97)
23 November 1999 (Report T61.99)
12 June 2001 (Report T27.01)
24 June 2008 (Report CP27.08)
30 June 2009 (Report CP29.09)

Review history - no changes

27 November 2001 (Report T53.01)
10 December 2002 (Report T43.02)
23 November 2004 (Report T34.04)
22 June 2010 (Report CP19.10)

6A Town Planning Scheme No. 2 - Approval and Refusal of Planning Applications

Delegate

Manager Statutory Planning or Manager Strategic Planning.

Delegated authority

In accordance with Clause 6.7 of Town Planning Scheme No. 2, authority is delegated to the officer/person holding the Office of Manager Statutory Planning or Manager Strategic Planning and in the absence of those persons the delegated authority is to the officer/person for the time being holding the Office of Director Development Services to:

1. determine planning applications in the following categories:
 - a) Developments, including retrospective developments, which are classified 'P' in the Use Class Table and AA use where after advertising no objections were received.
 - b) Developments, including retrospective developments, involving uses which are incidental to the predominant uses already existing.
 - c) Developments involving subdivision producing up to four lots or amalgamations of up to four lots and recommendations to the Western Australian Planning Committee of such subdivisions and amalgamations and that a copy of comments be made available to Elected Members as they are made to the WAPC.
 - d) Clearance of conditions for all subdivisions and amalgamations.
 - e) Home Businesses, including retrospective approvals, which comply with Council Policy provided there are no objections.
 - f) Overheight side boundary fencing, including retrospective approval, not exceeding 3 metres where no objections have been received and both parties have agreed to the proposal.
 - g) All single houses, grouped dwellings (maximum 4), alterations/extensions to houses, outbuildings, garages, carports, swimming pools, front fences, retaining walls including retrospective approvals, which comply, or could be made to comply by imposing conditions, with the provisions of Council's Town Planning Scheme, policies and the Acceptable Development Criteria of the Residential Design Codes.
 - h) All single houses, grouped dwellings (maximum 4), alterations/extensions to houses, outbuildings, garages, carports, swimming pools, front fences, retaining walls including retrospective

approvals, which require variations to the Acceptable Development Criteria of the Residential Design Codes, the Town Planning Scheme and Council's policies, but where, after advertising no objections have been received; , or where four (4) or less submissions are received relating to the development (which are not specifically related to a variation to the Council's Town Planning Scheme, policies and/or the Acceptable Development Criteria of the Residential Design Codes), or where objections have been satisfactorily overcome by negotiation.

- i) Events, including indoor events not likely to create a noise disturbance to neighbours or not involving the use of fireworks.
2. refuse planning applications that do not comply with the Council's Town Planning Scheme and the Residential Design Codes - Acceptable Development Criteria where no discretion exists for Council to approve the variations.
 3. to enforce and to implement the conditions of planning approval and to ensure that the works required are carried out satisfactorily to the City's standards and specifications.
 4. To issue approval under:
 - a) Section 40 of the Liquor Licensing Act 1988 – Certificate of Local Planning Authority provided the premises does not contravene the City's Town Planning Scheme No. 2;
 - b) Section 55 of the Gaming Commission Act 1987 – Certification of Local Government Authority provided that the use of the premises for gaming activities does not contravene the City's Town Planning Scheme No. 2.

Further delegation

Nil

Legislation

Town Planning and Development Act
Town Planning Scheme No 2

Duration

Indefinite

Record

Delegated Authority Register
Central Records System

Date originally adopted/amended

12 December 2000 (Report E253.00)
24 June 2008 (Report CP27.08)
15 December 2009 (Item 15.1)
22 June 2010 (Report CP19.10)

Review history – no changes

25 November 2003 (Report E109.03)
26 October 2004 (Report E129.04)
23 May 2006 (Report D40.06)
27 June 2007 (Report D40.07)
30 June 2009 (Report CP29.09)

6B Trading in Public Places

Delegate

Chief Executive Officer

Delegated authority

Where activities requiring licensing under the Local Law Relating to Trading in Public Places are to be conducted by a charitable organisation and/or are of up to 3 days duration, the Chief Executive Officer has the delegated authority to approve the same.

Further delegation

Manager Sustainable Nedlands

Legislation

Local Government Act 1995

Duration

Indefinite

Record

Central Records

Date originally adopted/amended

12 December 2000 (Report E253.00)

Review history - no changes

10 December 2002 (Report E156.02)

25 November 2003 (Report E108.03)

26 October 2004 (Report E111.04)

24 June 2008 (Report CP27.08)

30 June 2009 (Report CP29.09)

22 June 2010 (Report CP19.10)

7A Legislative Building Control

Delegate

Manager Property Services

Delegated Authority

Pursuant Section 374AA to the Local Government (Miscellaneous Provisions) Act 1960, the Manager Property Services or person qualified acting in that role is authorised:

1. to approve or refuse to approve licenses in accordance with Sections 374, 374A and 377;
2. to issue Notices under Sections 401, 401A, 403 and 408; and
3. to administer the provisions of s245A.

Further delegation

Nil

Legislation

Local Government Act

Duration

Indefinite

Record

Register of Licences Issued
Central Records
Property Files

Date originally adopted/amended

22 July 1997 (Report P83 97)
25 November 2003 (Report E106.03)
24 June 2008 (Report CP27.08)
30 June 2009 (Report CP29.09)

Review history – no changes

26 October 2004 (Report E110.04)
22 June 2010 (Report CP19.10)

7B Endorsement of Strata Titles

Delegate

Manager Property Services

Delegated authority

Under the provisions of Section 23(5) of the Strata Titles Act and Council's resolution of May 26, 1994, the Manager Property Services is authorised to approve and sign Strata Title Certificates which come within the boundaries of the Municipality, subject to any such Certificate not being issued until the Manager Property Services is satisfied that the proposal has been inspected and found to comply with any approved plans and any Strata Title requirements.

Further delegation

Director Development Services

Legislation

Strata Titles Act

Duration

Indefinite

Record

Central Records
Property Files

Date originally adopted/amended

22 April 1997 (Report P83.97)
13 November 2001 (Report E159.01)

Review history - no changes

26 October 2004 (Report E110.04)
24 June 2008 (Report CP27.08)
30 June 2009 (Report CP29.09)
22 June 2010 (Report CP19.10)

7C Assignment of House Numbers

Delegate

Chief Executive Officer

Delegated authority

1. The Chief Executive Officer is authorised to assign house numbers within the following guidelines.
 - a) Lot created within an established street which have previously been numbered, shall be assigned a whole number if available, but where this is not available, an (a) shall be assigned to the front lot or the lot whose driveway next follows the consecutive numbering, a (b) shall be assigned to the rear lot or the lot whose driveway next follows the consecutive numbering.
 - b) Where a new subdivision creates more than one new lot, street numbers shall be assigned in ascending order from east to west and from north to south. Even numbers shall be assigned to the east and south sides of streets and odd numbers to the west and north sides of streets.
 - c) When it is found that an existing street numbering is causing problems for deliveries of mail or goods, the Chief Executive Officer will seek unanimous agreement of affected persons and adjust the numbering to remove the problem. When agreement cannot be achieved the matter shall be referred to Council for determination.
 - d) Should an owner of a corner lot request a street number in the secondary street, this may be assigned if a whole number is available. A suffix to a number assigned to an adjoining house shall not be assigned without the written consent of the owner of the adjoining house.
2. The Chief Executive Officer or Manager Property Services may write to or advise persons where street numbers issued are not readily legible or displayed requiring them to provide an adequate size numeral not less than 75mm high and fix it in a prominent place, preferably near the street boundary and the entry to the property.

Further delegation

Director Development Services
Manager Property Services

Legislation

Local Government Act 1995

Duration

Indefinite

Record

Central Records
Street Files

Date originally adopted/amended

18 August 1987
22 June 2010 (Report CP19.10)

Review history - no changes

25 November 2003 (Report E106.03)
24 June 2008 (Report CP27.08)
30 June 2009 (Report CP29.09)

7D Fences Within Reduced Truncations

Delegate

Chief Executive Officer

Delegated Authority

The Chief Executive Officer is authorised to approve applications for fences at street intersections provided the fence truncation is not less than 3 m x 3 m and the kerb line is at least 6 m from the property boundary.

Further delegation

Manager Property Services

Legislation

Local Government Act 1995

Duration

Indefinite

Record

Central Records
Property Files

Date originally adopted/amended

22 April 1997

Review history - no changes

26 October 2004 (Report E110.04)
24 June 2008 (Report CP27.08)
30 June 2009 (Report CP29.09)
22 June 2010 (Report CP19.10)

7E Issuing Section 3.25 Notices

Delegate

Chief Executive Officer

Delegated authority

The Chief Executive Officer is authorised to sign notices requiring the owner/s or occupier/s of land to undertake actions (listed in Schedule 3.1 Division 1) as the City requires in accordance with section 3.25 of the Local Government Act 1995.

Further delegation

Manager Property Services

Legislation

Local Government Act 1995

Duration:

Indefinite

Record

Central Records
Property Files

Date originally adopted/amended

13 December 2005 (Report CP36.05)

Review history - no changes

24 June 2008 (Report CP27.08)
30 June 2009 (Report CP29.09)
22 June 2010 (Report CP19.10)

7F Signing of Metropolitan Region Scheme Form 1 Applications

Delegate

Chief Executive Officer

Delegated authority

The Chief Executive Officer is authorised to sign Metropolitan Region Scheme Form 1 Applications on behalf of the Council for all developments on land owned by or vested in Council in accordance with Section 5.42 of the Local Government Act 1995.

Further delegation

Nil

Legislation

Local Government Act 1995

Duration

Indefinite

Record

Central Records
Property Files

Date originally adopted/amended

23 May 2006 (Report D40.06)

Review history - no changes

24 June 2008 (Report CP27.08)
30 June 2009 (Report CP29.09)
22 June 2010 (Report CP19.10)

8A Health Act Functions

Delegate

Manager Sustainable Nedlands
Environmental Health Officers

Delegated authority

1. Environmental Health Officers, employed by the City of Nedlands whether in a permanent or temporary capacity are authorised to administer the provisions of the Health Act 1911 (as amended), pursuant to Section 26 of the Act, and to administer the following regulations and local laws (with the exception of initiating legal proceedings and the issuing or reissuing of any license or registration.)
 - a) Bacteriolytic Treatment of Sewage and Disposal of Liquid Waste Regulations City of Nedlands Health Local Laws 1997
 - b) Fly Eradication Regulations
 - c) Hairdressing Establishment Regulations 1972
 - d) Health (Air Handling and Water Systems) Regulations 1994
 - e) Health (ANZ Food Standards Code Adoption) Regulations 2001
 - f) Health (Asbestos) Regulations 1992
 - g) Health Act (Carbon Monoxide) Regulations 1975
 - h) Health (Cloth Materials) Regulations 1985
 - i) Health (Food Hygiene) Regulations 1993
 - j) Health (Food Standards)(Administration) Regulations 1986
 - k) Health (Garden Soils) Regulations 1998
 - l) Health Act (Laundries and Bathrooms) Regulations
 - m) Health (Meat Hygiene) Regulations 2001
 - n) Health (Pesticides) Regulations 1956
 - o) Health (Pet Meat) Regulations 1990
 - p) Health (Poultry Manure) Regulations 2001

- q) Health (Public Buildings) Regulations 1992
 - r) Health (Skin Penetration Procedure) Regulations 1998
 - s) Health Act (Swimming Pools) Regulations 1964
 - t) Health (Temporary Sanitary Conveniences) Regulations 1997
 - u) Local Laws Relating to Eating Houses
 - v) Sewerage (Lighting, Ventilation and Construction) Regulations 1971
 - w) Tobacco Products Control Regulations 2006
 - x) Health (Treatment of Sewerage and Disposal of Effluent and Liquid Waste) Regulation 1974.
2. The Manager Sustainable Nedlands, or person acting in that position from time to time be delegated the authority to issue all licenses and registrations pursuant to the Health Act 1911 (as amended), and related statutes.
 3. The Manager Sustainable Nedlands, or person acting in that position from time to time is delegated the authority to initiate legal proceedings for simple offences under the Health Act regulations and local laws. Complex or controversial prosecutions are to be referred to Council. The Chief Executive Officer is to determine whether an issue is simple or controversial.

Further delegation

Nil

Legislation

Health Act

Duration

Indefinite

Record

Central Records
Property Files

Date originally adopted/amended

12 October 1999 E188.99
26 October 2004 (Report E111.04)
24 June 2008 (Report C27.08)
30 June 2009 (Report CP29.09)

Review history – no changes

10 December 2002 (Report E156.02)
23 October 2001 E150.01
25 November 2003 (Report E108.03)
26 October 2004 (Report E111.04)
22 June 2010 (Report CP19.10)

8B Liquor Licensing Act Functions

Delegate

Chief Executive Officer

Delegated authority

The City of Nedlands as the Local Health Authority delegates the authorising of Certificates of the Local Health Authority, pursuant to Section 39 of the Liquor Licensing Act 1988, to the Chief Executive Officer.

The City of Nedlands delegates to the Chief Executive Officer authority to approve applications referred by the Director of Liquor Licensing for Extended Trading Permits and One-Off Variations – Sunday Trading on Long Weekends (as amended at 1 December 2002), provided the conditions relating to live entertainment and the one hour limit are adhered to. Where more than one hour of additional trading is sought the matter shall be referred to Council.

Further delegation

Manager Sustainable Nedlands

Legislation

Local Government Act 1995
Liquor Licensing Act 1988

Duration

Indefinite
Record
Central Records
Property Files

Date originally adopted/amended

8 August 2000 (Report E174.00)
26 August 2003 (Report E71.03)

Review history - no changes

10 December 2002 (Report E156.02)
23 October 2001 (Report E150.01)
25 November 2003 (Report E108.03)
26 October 2004 (Report E111.04)
24 June 2008 (Report CP27.08)
30 June 2009 (Report CP29.09)
22 June 2010 (Report CP19.10)

8C Caravan and Camping Grounds Act Functions

Delegate

Manager Sustainable Nedlands
Environmental Health Officers

Delegated authority

1. Environmental Health Officers employed by the City of Nedlands, whether in a permanent or temporary capacity, are authorised in accordance with Clause 17 of the Caravan Parks and Camping Grounds Act 1995, with the exception of the issuing of approvals pursuant to Regulation 11 of the Caravan Parks and Camping Grounds Regulations 1997.
2. The Manager Sustainable Nedlands, or person acting is delegated the authority to issue approvals under Regulation 11 of the Caravan Parks and Camping Grounds Regulations 1997.
3. The Manager Sustainable Nedlands is delegated the authority to initiate legal proceedings under the Caravan and Camping Grounds Act 1995 and/or the Caravan and Camping Grounds Regulations 1997. Complex or controversial prosecutions are to be referred to Council. The Chief Executive Officer is to determine whether an issue is simple or controversial.

Further delegation

Environmental Health Officers
Rangers

Legislation

Caravan Parks & Camping Grounds Act 1995

Duration

Indefinite

Record

Central Records
Property Files

Date originally adopted/amended

12 October 1999 (Report No. E188.99)
30 June 2009 (Report CP29.09)

Review history - no changes

10 December 2002 (Report E156.02)
25 November 2003 (Report E108.03)
26 October 2004 (Report E111.04)
24 June 2008 (Report CP27.08)
22 June 2010 (Report CP19.10)

8D Environmental Protection Act Functions

Delegate

Chief Executive Officer

Delegated authority

The Chief Executive Officer is delegated authority to issue Environmental Protection Notices – Noise Abatement Pirations under Section 65 of the Environmental Protection Act 1986 in situations where urgent action is required to protect the interests of the community. All such instances shall be reported to Council's next ordinary meeting.

Further delegation

Nil

Legislation

Environmental Protection Act 1986

Duration

Indefinite

Record

Central Records
Property Files

Date originally adopted/amended

27 May 1997 (Report E112.97)
8 August 2000 (Report E174.00)
24 June 2008 (Report CP27.08)

Review history – no changes

10 December 2002 (Report E156.02)
25 November 2003 (Report E108.03)
26 October 2004 (Report E111.04)
30 June 2009 (Report CP29.09)
22 June 2010 (Report CP19.10)

9A Collection of Unpaid Fines (Parking)

Delegate

Chief Executive Officer

Delegated authority

The Chief Executive Officer is authorised to institute legal proceedings (as appropriate) for the collection of unpaid fines, or elect to have the matter determined under the Parking Facilities Local Law, where it is considered warranted

Further delegation

Director Corporate Services
Manager Corporate Services

Legislation

Local Government Act

Duration

Indefinite

Record

Central Records
Prosecutions File
Infringement Registry

Date originally adopted/amended

22 July 1997 – Report C108.97
23 October 2001 (Report C101.01)

Review history - no changes

14 November 2000 (Report C140.00)
26 November 2002 (Report C94.02)
25 November 2003 (Report C74.03)
23 November 2004 (Report C65.04)
24 June 2008 (Report CP27.08)
30 June 2009 (Report CP29.09)
22 June 2010 (Report CP19.10)

9B Prosecution Officers

Delegate

Chief Executive Officer

Delegated authority

The Chief Executive Officer is authorised to appoint Officers of the Council for the purpose generally to represent the City of Nedlands and the Council in all respects as though one or other were the party concerned in the proceedings in the Court of Petty Sessions relating to alleged breaches of the City of Nedlands Parking Facilities Local Law, City of Nedlands Thoroughfares Local Law, the Dog Act 1976, as amended, the Litter Act 1979-1981, the Bush Fires Act 1954-1977, as amended and all other Council Local Laws or any courts relating to non-compliance in relation to Planning and Building approvals and any development without approval in relation to the Local Government Act 1995 and related regulations, the Local Government (Miscellaneous Provisions) Act 1960, Building Code of Australia and Planning and Development Act 2005 for all development compliance.

Further Delegation

- a) for all matters under the City of Nedlands Parking Facilities Local Law, City of Nedlands Thoroughfares Local Law, the Dog Act 1976, as amended, the Litter Act 1979-1981, the Bush Fires Act 1954-1977, as amended and all other Council Local Laws, the Manager Corporate Services; and
- b) for all Development Non Compliance matters, the following:
 - Director Development Services;
 - Manager Property Services;
 - Senior Ranger;
 - Manager Statutory Planning; and
 - Manager Strategic Planning
 - Civil Compliance Officer

Legislation

Local Government Act 1995

Duration

Indefinite

Record

Central Records
Prosecutions File
Complaints Registry

Date originally adopted/amended

22 July 1997 – Report C108.97
23 October 2001 (Report C101.01)
24 June 2008 (Report CP27.08)
9 September 2008 (Report CP42.08)
30 June 2009 (Report CP29.09)
22 June 2010 (Report CP19.10)

Review history – no changes

14 November 2000 (Report C140.00)
23 October 2001 (Report C101.01)
26 November 2002 (Report C94.02)
25 November 2003 (Report C74.03)
23 November 2004 (Report C65.04)

9C Withdrawal of Infringement Notices

Delegate

Chief Executive Officer

Delegated authority

1. The Chief Executive Officer is authorised to extend the time for payment of a modified penalty or to withdraw an infringement notice.
2. In relation to parking infringements, the following are legitimate reasons why an infringement could be withdrawn:
 - a) medical emergency
 - b) vehicle broken down
 - c) Eastern States registration
 - d) no records held by the Police Department if unregistered vehicle
 - e) stolen vehicle
 - f) error made by issuing officer
 - g) vehicle towed away
 - h) other compassionate grounds.

Further delegation

Director Corporate Services
Manager Corporate Services

Legislation

Local Government Act 1995

Duration

Indefinite

Record

Central Records
Memorandum on infringement File RGS/013

Date originally adopted/amended

18 June 1997 (Report C88.97)
23 October 2001 (Report C101.01)

Review history – no changes

14 November 2000 (Report C140.00)
23 October 2001 (Report C101.01)
26 November 2002 (Report C94.02)
25 November 2003 (Report C74.03)
23 November 2004 (Report C65.04)
24 June 2008 (Report CP27.08)
30 June 2009 (Report CP29.09)
22 June 2010 (Report CP19.10)

9D Collection of Unpaid Fines (Dog Control)

Delegate

Chief Executive Officer

Delegated authority

The Chief Executive Officer is authorised to institute legal proceedings for the collection of unpaid fines under the Dog Act 1976/77, where it is considered warranted.

Further delegation

Director Corporate Services
Manager Corporate Services

Legislation

Local Government Act 1995

Duration

Indefinite

Record

Central Records
Prosecutions File
Infringement Registry

Date originally adopted/amended

22 July 1997 (Report C108.97)
22 June 2010 (Report CP19.10)

Review history – no changes

14 November 2000 (Report C140.00)
23 October 2001 (Report C101.01)
26 November 2002 (Report C94.02)
25 November 2003 (Report C74.03)
23 November 2004 (Report C65.04)
24 June 2008 (Report CP27.08)
30 June 2009 (Report CP29.09)

9E Power to Authorise Withdrawal of Dog Infringements

Delegate

Chief Executive Officer

Delegated authority

Authority is delegated to the Chief Executive Officer to authorise the withdrawal of dog infringements in accordance with the Dog Act and Regulations.

Further Delegation

Director Corporate Services
Manager Corporate Services

Legislation

Regulation 13(5)(b) of the Dog Regulations 1976

Duration

Indefinite

Record

Central Records
Memorandum of infringement File RGS/006

Date originally adopted/amended

23 September 1997 (Report C154.97)
30 June 2009 (Report CP29.09)

Review history - no changes

14 November 2000 (Report C140.00)
23 October 2001 (Report C101.01)
26 November 2002 (Report C94.02)
25 November 2003 (Report C74.03)
23 November 2004 (Report C65.04)
24 June 2008 (Report CP27.08)
22 June 2010 (Report CP19.10)

9F Temporary Street Closure and Temporary Suspension Of Road Rules

Delegate

Chief Executive Officer

Delegated Authority

Temporary Street Closures

The Chief Executive Officer is authorised to grant approval for temporary street closures to facilitate the holding of locality parties, sporting events and ceremonies applied for in accordance with Regulation 291 of the Road Traffic Code of 2000 and impose the following conditions.

- a) Applicants are required to obtain the appropriate form from the local police station.
- b) Applicants are required to obtain on this form the indicated agreement, by signature, of two thirds of the occupants in the section where the closure is to be affected.
- c) Applicants are required to indemnify Council on this form against any damage to persons or property arising out of the street closure.
- d) Applicants are required to meet the cost of delivery/collection of signs required for the street closure.
- e) Applicants are required to submit a Traffic Management Plan that meets the requirements as determined by Council's Ranger Administrator.

Temporary Suspension of Road Rules

The Chief Executive Officer is authorised to grant approval for temporary suspension of road rules to facilitate the holding of a race meeting or speed test applied for in accordance with Section 83 of the Road Traffic Act 1974 and impose the following conditions:

- a) Applicants are required to obtain the appropriate form from the local Police station.
- b) Applicants are required to indemnify council in their application against damage to persons or property arising out of the temporary suspension of road rules.
- c) Applicants are required to meet all costs associated with the temporary suspension of road rules.

- d) Applicants are required to submit a Traffic Management Plan to Council that meets the requirements as determined by Council's Ranger Administrator.

Further delegation

Director Technical Services

Legislation

Local Government Act 1995

Duration

Indefinite

Record

Central Records

Street File

Newspaper Advertisements

Date originally adopted/amended

22 July 1997 (Report C108.97)

23 November 1999 (Report T61.99)

30 June 2009 (Report CP29.09)

Review history - no changes

11 June 2001 (Report T27.01)

12 February 2002 (Report C1.02)

23 November 2004 (Report C65.04)

Special Council 23 December 2005 (Item 6.1)

24 June 2008 (Report CP27.08)

22 June 2010 (Report CP19.10)

9G Removal of Obstructions and Deposit on Streets And Public Places

Delegate

Chief Executive Officer

Delegated authority

The Chief Executive Officer is authorised to provide for:

- a) The removal deposits or obstructions on streets, ways, footpaths, or other public places at the expense of the person or persons responsible for the deposit or obstruction;
- b) The reinstatement of such streets, ways, footpaths or other public places at the expense of the person or persons responsible for the deposit or obstruction;
- c) The recovery the amount of any expenses from such person or persons in a Court of competent jurisdiction.

Action in accordance with Clause (1) is to be exercised only after written notice has been given to the owner of the deposits or obstructions, if known, requiring him to remove the deposits or obstructions within the given time specified in the notice.

Further Delegation

Director Technical Services
Manager Property Services
Manager Sustainable Nedlands
Manager Engineering Services
Manager Parks Services
Rangers

Legislation

Local Government Act 1995

Duration

Indefinite

Record

Central Records
Street File
Infringement Registry

Date originally adopted/amended

4 March 1993
26 November 1999 (Report T61.99)
24 June 2008 (Report CP27.08)
30 June 2009 (Report CP29.09)

Review history – no changes

12 June 2001 (T27.01)
11 December 2001 (T59.01)
25 November 2003 (Report C74.03)
23 November 2004 (Report C65.04)
22 June 2010 (Report CP19.10)

9H Registration Officers

Delegate

Chief Executive Officer

Delegated authority

The Chief Executive Officer is authorised to appoint Officers of the Council as Dog Registration officers for the purpose generally to represent the City of Nedlands and the Council in all respects in the registration procedure of dogs according to the Dog Act 1976.

Further Delegation

Nil

Legislation

Dog Act 1976

Duration

Indefinite

Record:

Central Records

Date originally adopted/amended

23 November 2004 (Report C65.04)

Review history - no changes

24 June 2008 (Report CP27.08)

30 June 2009 (Report CP29.09)

22 June 2010 (Report CP19.10)

10A Tresillian Studio Leases

Delegate

Chief Executive Officer

Delegated authority

The Chief Executive Officer is authorised to accept leases negotiated at Tresillian in accordance with Sections 3.58(3) and (4) of the Local Government Act, up to an annual rental income of \$5,000.

Further delegation

Director Community and Strategy
Manager Property Services

Legislation

Local Government Act (1995)

Duration

Indefinite

Record

Central Records
Agreements File

Date originally adopted/amended

23 March 1999 (Report C19.99)
24 June 2008 (Report CP27.08)
30 June 2009 (Report CP29.09)

Review history – no changes

26 June 2001 (Report C67.01)
12 February 2002 (Report C1.02)
11 February 2003 (Report C3.03)
25 November 2003 (Report C70.03)
23 November 2004 (Report C67.04)
23 November 2004 (Report C67.04)
22 June 2010 (Report CP19.10)

10B Erection of Neighbourhood Watch Signs

Delegate

Chief Executive Officer

Delegated authority

In accordance with Clause 5.42 of the Local Government Act 1995, the Chief Executive Officer is authorised to erect Neighbourhood Watch signs at Council expense in locations which are appropriate for the purpose provided that due regard is given to traffic safety of the area.

Further delegation

Director Community and Strategy
Manager Community Development

Legislation

Local Government Act

Duration

Indefinite

Record

Central Records

Date originally adopted/amended

10 October 2000 (Report E229.00)(Previously Town Planning Control D.A. 10D)
24 June 2008 (Report CP27.08)
30 June 2009 (Report CP29.09)

Review history - no changes

9 October 2000 (Report E229.00)
12 February 2002 (Report C1.02)
11 February 2003 (Report C3.03)
25 November 2003 (Report C70.03)
22 June 2010 (Report CP19.10)

10C Active Recreation Area Use

Delegate

Chief Executive Officer

Delegated authority

The Chief Executive Officer is delegated the authority to administer the provisions of Council's Policy 10.3 on Active Recreation Area Use.

Further delegation

Director Community and Strategy
Manager Community Development
Coordinator Community Development
Senior Customer Service Officer

Legislation

Local Government Act

Duration

Indefinite

Record

Central Records
Reserve File
Booking Register

Date originally adopted/amended

22 July 1997 (Report C108.97)
11 February 2003 (Report C3.03)
23 November 2004 (Report C67.04)
24 June 2008 (Report CP27.08)
30 June 2009 (Report CP29.09)

Review history - no changes

12 June 2001 (Report T27.01)
12 February 2002 (Report C1.02)
11 February 2003 (Report C3.03)
25 November 2003 (Report C70.03)
23 November 2004 (Report C67.04)
22 June 2010 (Report CP19.10)

10D Signs on Reserves

Delegate

Chief Executive Officer

Delegated authority

The Chief Executive Officer is authorised to approve the erection of signs in accordance with Policy on Signs on Reserves. The Chief Executive Officer in granting approval may impose conditions limiting the size, number, location or other matters appropriate to the signs.

The Chief Executive Officer may at any time revoke the approval if the conditions of approval are not complied with or the signs are varied from the approval.

Further delegation

Director Community and Strategy
Community Development Officer (Recreation)
Community Development Officer (Groups and Facilities)

Legislation

Local Government Act

Duration

Indefinite

Record

Central Records
Reserve File

Date originally adopted/amended

22 July 1997 (Report C108.97)
23 November 1999 (Report T61.99)
11 February 2003 (Report C3.03)
23 November 2004 (Report C67.04)
30 June 2009 (Report CP29.09)

Review history - no changes

12 June 2001 (Report T27.01)
27 November 2001 (Report T53.01)
25 November 2003 (Report C70.03)
24 June 2008 (Report CP27.08)
22 June 2010 (Report CP19.10)

10E Community Grants

Delegate

Chief Executive Officer

Delegated authority

The Chief Executive Officer has delegated authority to approve grant applications to the Community Grants Fund.

Further delegation

Director Community and Strategy
Manager Community Development

Legislation

Local Government Act 1995

Duration

Indefinite

Record

Central Records

Register of Delegated Authorities

Date originally adopted/amended

26 October 2010 (Report CM25.10)

Review history - no changes

Nil.

10F Sponsorship of Youth Initiatives Fund

Delegate

Chief Executive Officer

Delegated authority

The Chief Executive Officer has delegated authority to approve grant applications from the Sponsorship of Youth Initiatives Fund.

Further delegation

Director Community and Strategy
Manager Community Development

Legislation

Local Government Act 1995

Duration

Indefinite

Record

Central Records
Register of Delegated Authorities

Date originally adopted/amended

22 February 2005 (Report C12.05)
24 June 2008 (Report CP27.08)
30 June 2009 (Report CP29.09)

Review history - no changes

22 June 2010 (Report CP19.10)

71 Stirling Hwy Nedlands WA 6009
PO Box 9 Nedlands WA 6909
T 9273 3500 **TTY** 9273 3646
F 9273 3670 **E** council@nedlands.wa.gov.au



City of Nedlands

nedlands.wa.gov.au