

Corporate & Strategy Reports


Committee Consideration –11 September 2012
Council Resolution – 25 September 2012

Table of Contents

Item No.	Page No.
CP38.12 Monthly Financial Report – July 2012.....	2
CP39.12 Investment Report – July 2012.....	6
CP40.12 List of Accounts Paid – July 2012.....	9
CP41.12 Policy Review	11
CP42.12 Review of Council’s Delegated Authorities – July 2012.....	15

CP38.12	Monthly Financial Report – July 2012
----------------	---------------------------------------------

Committee	11 September 2012
Council	25 September 2012

Applicant	City of Nedlands
Owner	City of Nedlands
Officer	Rajah Senathirajah – Manager Finance
Director	Darla Blake – A/Director Corporate & Strategy
Director Signature	
File ref.	Fin/072-17
Previous Item No's	Nil
Disclosure of Interest	No officer involved in the preparation of this report had any interest which required it to be declared in accordance with the provisions of the <i>Local Government Act (1995)</i> .

Purpose

Administration is required to provide Council with a monthly financial report in accordance with *Regulation 34(1) of the Local Government (Financial Management) Regulations 1996*.

Recommendation to Committee

Council receives the Monthly Financial Report for July 2012. (Refer to Attachments)

Strategic Plan

- KFA 5: Governance
 - 5.6 Ensure compliance with statutory requirements and guidelines.

This report will ensure the City meets its statutory requirements.

Background

Regulation 34(1) of the Local Government (Financial Management) Regulations 1996 requires a local government to prepare a monthly statement of financial activity reporting on the revenue and expenditure, as set out in the annual budget.

A statement of financial activity and any accompanying documents are to be presented to the Council at the next ordinary meeting of the Council following the end of the month to which the statement relates, or to the next ordinary meeting of the council after that meeting.

In addition to the above and in accordance with *Regulation 34(5) of the Local Government (Financial Management) Regulations 1996*, each year Council is required to adopt a percentage or value to be used in the reporting of material variances. For this financial year the amount is \$10,000 or 10% whichever is the greater.

Proposal Detail

Not applicable.

Consultation

Required by legislation: Yes No

Required by City of Nedlands policy: Yes No

Legislation

- The monthly financial management report meets the requirements of *Regulation 34(1) and 34(5) of the Local Government (Financial Management) Regulations 1996*.

Budget/Financial implications

As outlined in the Monthly Financial Report.

Risk Management

The monthly financial variance from the budget of each business unit is reviewed with the respective manager to identify the need for any remedial action. Significant variances are highlighted to Council in the Monthly Financial Report.

Discussion

This report covers the first month of the 2011/12 Financial Year. The City's Auditor has not completed the Audit of the 2011/12 Annual Financial Statements, and consequently the balances for the year have not been rolled over to the new financial year. Consequently, this report has only the Financial Summary for July by Business Units and the Summary of Capital Works and Acquisitions as its attachments.

The operating revenue for July was \$22.03 million, which is 81 % of the revenue Budget for 2012/13 adopted by Council on 16 June 2012. This reflects the fact that the Rates and bulk of the Sanitation charges for the whole year were levied in July.

The total operating expenses at the end of the reporting period was only \$1.52 million. This is 5% of the annual Budget, and is due to a number

of the invoices for expenses incurred in July not being received in that month, it being the first month of the financial year. Thus the expenses in this report are not truly representative of actual expenses incurred. This shortcoming will be minimised in future months.

The attached operating statement compares “Actual” with “Adopted Budget” by Business Units.

Variations from the adopted Budget of revenue and expenses by Directorates are highlighted in the following paragraphs.

Governance

Expenditure: Favourable variance of \$ 862
Revenue: Unfavourable variance of \$472

The variances are minimal.

Corporate & Strategy

Expenditure: Favourable variance of \$ 13,577
Revenue: Favourable variance of \$ 109,845

The small favourable expenditure variance is mainly due to no loan interest payments being made in July.

The favourable revenue variance is due mainly to the rates levied being marginally better than the profiled budget.

Community Services

Expenditure: Favourable variance of \$ 88,291
Revenue: Unfavourable revenue variance of \$ 3,684

The small favourable expenditure variance is due to invoices not being received for all expenses incurred in the month.

The unfavourable revenue variance is minimal.

Development Services

Expenditure: Favourable variance of \$ 112,953
Revenue: Favourable variance of \$ 37,270

The favourable expenditure variance is due to invoices not being received for all expenses incurred in the month.

The small favourable revenue variance is due mainly to better than budgeted revenue from Development Applications and Building Permits.

Technical Services

Expenditure: Favourable variance of \$ 1.13 million

Revenue: Favourable variance of \$ 3.20 million

The large favourable expenditure variance is mainly due to not receiving in time the invoices for rubbish collection and tipping fees for the month of July. These will be picked up in August.

The large favourable revenue variance is due to the fact that the revenue for sanitation services was not profiled to reflect the fact that the bulk of the charges are levied in July. This will be rectified in the next report.

Capital Works Programme

Infrastructure projects require detailed operational planning and mobilisation once they have been approved by Council. As with previous years, very little construction work is done in the first two months of the financial year. Moreover, invoices for work done in July are invariably received only in August. Thus, at the end of July only \$139,393 of capital expenditure is shown in the report.

Conclusion

The financial statements for the first month indicate that operating expenses for the month were well below the pro-rata Budget. This is largely a timing issue due to the profiling of the Budget and the late receipt of invoices for purchase of services and products in July. This is to be expected in the first month of the financial year and is not a cause for concern.

The revenue is approximately 81 % of the Budget, and reflects that the Rates and Sanitation charges for the whole year were levied in July as planned.

Attachments

1. Financial Summary (Operating) By Business Units as at 31 July 2012
2. Capital Works & Acquisitions as at 31 July 2012

Operating Summary by Business Units

CITY OF NEDLANDS
FINANCIAL SUMMARY - OPERATING - BY BUSINESS UNITS
YTD JULY 2012

	Jul YTD Actuals	Jul YTD Budgets	July YTD Variance	Commitments	Annual Budgets
	\$	\$	\$	\$	\$
COMMUNITY SERVICES					
Support and Media					
Support and Media					
Expenditure					
28321 Other Employee Costs - Marketing & Communicati	0	0	0	1,200	0
28323 Office - Marketing & Communications	1,802	7,350	5,548	866	70,400
28325 Depreciation - Marketing & Communications	42	42	0	0	500
28327 Finance - Marketing & Communications	3,217	3,217	0	0	38,600
28330 Other - Marketing & Communications	0	0	0	4,882	11,600
28350 Special Projects - Marketing & Communications	0	0	0	21,818	0
Expenditure Total	5,061	10,609	5,548	28,766	121,100
Support and Media Total	5,061	10,609	5,548	28,766	121,100
Support and Media Total	5,061	10,609	5,548	28,766	121,100
Community Services Administration					
Community Services Administration					
Expenditure					
28420 Salaries - Community Services Aministration	32,821	24,664	(8,157)	1,440	319,500
28421 Other Employee Costs - Community Services Admi	3,992	4,366	374	1,580	76,500
28423 Office - Community Services Administration	493	750	257	136	9,000
28424 Motor Vehicles - Community Services Administratio	2,830	2,983	153	0	35,800
28425 Depreciation - Community Services Administration	42	42	0	0	500
28427 Finance - Community Services Administration	9,750	9,750	0	0	117,000
28430 Other - Community Services Administration	0	108	108	0	1,300
28434 Professional Fees - Community Services Admin	0	400	400	0	4,800
28437 Donations - Community Services Administration	0	2,475	2,475	6,279	29,700
28450 Special Projects - Community Services Admin	505	567	62	0	6,800
Expenditure Total	50,433	46,105	(4,328)	9,435	600,900
Income					
58420 Positive Ageing Revenue	(776)	(333)	443	0	(4,000)
Income Total	(776)	(333)	443	0	(4,000)
Community Services Administration Total	49,657	45,772	(3,885)	9,435	596,900
Community Services Administration Total	49,657	45,772	(3,885)	9,435	596,900
Community Service Centres					
Library Services					
Expenditure					
28523 Office - Mt Claremont Library	427	1,782	1,355	3,379	21,400
28525 Depreciation - Mt Claremont Library	400	400	0	0	4,800
28526 Utility - Mt Claremont Library	0	1,209	1,209	0	6,800
28530 Other - Mt Claremont Library	260	2,217	1,957	6,405	26,600
28535 ICT Expenses - Mt Claremont Library	0	3,108	3,108	20	14,100
28720 Salaries - Library Services	53,440	47,547	(5,893)	0	605,700
28721 Other Employee Costs - Library Services	7,916	5,817	(2,099)	0	69,800
28723 Office - Nedlands Library	954	4,625	3,671	4,611	55,500
28724 Motor Vehicles - Nedlands Library	698	967	270	0	11,600
28725 Depreciation - Nedlands Library	1,492	1,492	0	0	17,900
28726 Utility - Nedlands Library	973	2,392	1,420	0	28,700

Operating Summary by Business Units

YTD JULY 2012

	Jul YTD Actuals	Jul YTD Budgets	July YTD Variance	Commitments	Annual Budgets
	\$	\$	\$	\$	\$
28727 Finance - Nedlands Library	34,617	34,617	0	0	415,400
28730 Other - Nedlands Library	424	6,893	6,469	14,783	82,700
28731 Grants Expenditure - Nedlands Library	0	167	167	0	2,000
28734 Professional Fees - Nedlands Library	0	100	100	1,000	1,200
28735 ICT Expenses - Nedlands Library	0	16,733	16,733	8,735	32,200
28750 Special Projects - Nedlands Library	0	242	242	0	2,900
Expenditure Total	101,600	130,308	28,708	38,934	1,399,300
Income					
58501 Fees & Charges - Mt Claremont Library	(43)	(42)	1	0	(500)
58510 Sundry Income - Mt Claremont Library	0	(8)	(8)	0	(100)
58511 Fines & Penalties - Mt Claremont Library	(41)	(66)	(25)	0	(800)
58701 Fees & Charges - Nedland Library	(633)	(375)	258	0	(4,500)
58704 Grants Operating - Nedlands Library	0	(166)	(166)	0	(2,000)
58710 Sundry Income - Nedlands Library	(309)	(458)	(149)	0	(5,500)
58711 Fines & Penalties - Nedlands Library	(490)	(375)	115	0	(4,500)
Income Total	(1,516)	(1,490)	26	0	(17,900)
Library Services Total	100,084	128,818	28,734	38,934	1,381,400
Nedlands Community Care					
Expenditure					
28620 Salaries - NCC	47	0	(47)	0	0
28621 Other Employee Costs - NCC	4,812	0	(4,812)	0	0
28623 Office - NCC	280	0	(280)	0	0
28626 Utility - NCC	2,523	0	(2,523)	0	0
28664 Hacc Unit Cost - NCC / PC66	73,385	91,646	18,261	22,400	1,099,800
Expenditure Total	81,047	91,646	10,599	22,400	1,099,800
Income					
58601 Fees & Charges - NCC	(2,516)	(25,001)	(22,485)	0	(100,000)
58604 Grants Operating - NCC	(262,486)	(216,623)	45,863	0	(866,500)
58610 Sundry Income - NCC	0	(166)	(166)	0	(2,000)
Income Total	(265,002)	(241,790)	23,212	0	(968,500)
Nedlands Community Care Total	(183,955)	(150,144)	33,811	22,400	131,300
Point Resolution Occasional Care					
Expenditure					
28820 Salaries - Point Resolution	16,793	23,407	6,614	0	303,200
28821 Other Employee Costs - Point Resolution	2,051	2,675	624	245	32,900
28823 Office - Point Resolution	142	891	749	124	11,700
28825 Depreciation - Point Resolution	133	133	0	0	1,600
28826 Utility - Point Resolution	583	458	(125)	704	5,500
28827 Finance - Point Resolution	2,500	2,500	0	0	30,000
28830 Other - Point Resolution	442	125	(317)	6,581	12,200
28835 ICT Expenses - Point Resolution	0	0	0	0	1,000
Expenditure Total	22,644	30,189	7,545	7,654	398,100
Income					
58801 Fees & Charges - Point Resolution	(12,714)	(26,667)	(13,953)	0	(320,000)
Income Total	(12,714)	(26,667)	(13,953)	0	(320,000)
Point Resolution Occasional Care Total	9,930	3,522	(6,408)	7,654	78,100

Operating Summary by Business Units

YTD JULY 2012

	Jul YTD Actuals	Jul YTD Budgets	July YTD Variance	Commitments	Annual Budgets
	\$	\$	\$	\$	\$
Volunteer Services					
Expenditure					
29220 Salaries - Volunteer Services NVS	1,694	1,594	(100)	0	20,700
29221 Other Employee Costs - Volunteer Services NVS	0	225	225	0	2,700
29223 Office - Volunteer Services NVS	0	325	325	0	3,900
29227 Finance - Volunteer Services NVS	2,058	2,058	0	0	24,700
29230 Other - Volunteer Services NVS	236	326	90	80	3,900
29250 Special Projects - Volunteer Services	0	325	325	0	3,900
Expenditure Total	3,989	4,853	864	80	59,800
Volunteer Services Total	3,989	4,853	864	80	59,800
Community Service Centres Total	(69,952)	(12,951)	57,001	69,068	1,650,600
Community Development					
Community Development					
Expenditure					
28120 Salaries - Community Development	25,465	22,952	(2,513)	0	296,900
28121 Other Employee Costs - Community Development	3,649	3,183	(466)	0	38,200
28123 Office - Community Development	23	301	278	0	3,600
28125 Depreciation - Community Development	642	642	0	0	7,700
28127 Finance - Community Development	10,458	10,458	0	0	125,500
28130 Other - Community Development	0	567	567	1,102	6,800
28137 Donations - Community Development	12,050	1,000	(11,050)	0	304,400
28151 OPRL Activities - Community Development / PC82-	0	11,949	11,949	5,115	126,700
29320 Salaries - Volunteer Services VRC	4,180	4,735	555	0	61,300
29321 Other Employee Cost - Volunteer Services VRC	0	658	658	145	7,900
29323 Office - Volunteer Services VRC	22	408	386	107	7,200
29327 Finance - Volunteer Services VRC	2,758	2,758	0	0	33,100
29330 Other - Volunteer Services VRC	0	50	50	513	15,100
29335 ICT Expenses - Volunteer Services VRC	37	0	(37)	0	0
Expenditure Total	59,284	59,661	377	6,982	1,034,400
Income					
58101 Fees & Charges - Community Development	(2,046)	(1,800)	246	0	(5,400)
58104 Grants Operating - Community Development	0	(5,200)	(5,200)	0	(32,200)
59304 Grants Operating - Volunteer Services VRC	(6,776)	0	6,776	0	(27,000)
Income Total	(8,822)	(7,000)	1,822	0	(64,600)
Community Development Total	50,462	52,661	2,199	6,982	969,800
Community Facilities					
Income					
58201 Fees & Charges - Community Facilities	(851)	0	851	0	(10,000)
58206 Contrib'n Reim & Donation Op -Community Facilities	(15,175)	(500)	14,675	0	(6,000)
58209 Council Property - Community Facilities	(14,921)	(11,493)	3,428	0	(142,500)
Income Total	(30,947)	(11,993)	18,954	0	(158,500)
Community Facilities Total	(30,947)	(11,993)	18,954	0	(158,500)
Tresillian					
Expenditure					
29120 Salaries - Tresillian CC	12,446	11,447	(999)	0	148,000
29121 Other Employee Costs - Tresillian CC	2,209	2,225	16	0	19,900
29123 Office - Tresillian CC	313	2,342	2,029	1,017	9,900

Operating Summary by Business Units

YTD JULY 2012

	Jul YTD Actuals	Jul YTD Budgets	July YTD Variance	Commitments	Annual Budgets
	\$	\$	\$	\$	\$
29125 Depreciation - Tresillian CC	608	608	0	0	7,300
29126 Utility - Tresillian CC	1,557	1,312	(245)	0	11,400
29127 Finance - Tresillian CC	5,775	7,400	1,625	0	69,400
29130 Other - Tresillian CC	143	4,616	4,473	45	20,400
29135 ICT Expenses - Tresillian CC	64	1,683	1,619	280	7,000
29136 Courses - Tresillian CC	2,741	30,525	27,784	3,315	122,100
29150 Exhibition	0	2,675	2,675	0	10,700
Expenditure Total	25,855	64,833	38,978	4,658	426,100
Income					
59101 Fees & Charges - Tresillian CC	(21,582)	(55,725)	(34,143)	0	(231,400)
59109 Council Property - Tresillian CC	(2,113)	(2,075)	38	0	(24,900)
59110 Sundry Income - Tresillian CC	0	(83)	(83)	0	(1,000)
Income Total	(23,695)	(57,883)	(34,188)	0	(257,300)
Tresillian Total	2,161	6,950	4,789	4,658	168,800
Community Development Total	21,675	47,618	25,943	11,640	980,100
Community Services Total	6,441	91,048	84,607	118,908	3,348,700
CORPORATE & STRATEGY					
Finance					
General Finance					
Expenditure					
21420 Salaries - Finance	38,208	42,017	3,809	0	545,000
21421 Other Employee Costs - Finance	5,593	6,500	907	750	87,700
21423 Office - Finance	3,580	11,675	8,095	21,226	140,100
21424 Motor Vehicles - Finance	914	1,150	236	0	13,800
21425 Depreciation - Finance	717	717	0	0	8,600
21426 Utility - Finance	2,567	575	(1,992)	0	6,900
21427 Finance - Finance	(74,188)	(72,667)	1,521	6,585	(872,000)
21428 Insurance - Finance	1,492	333	(1,159)	0	4,000
21430 Other - Finance	0	475	475	325	1,900
21434 Professional Fees - Finance	3,625	3,308	(317)	9,839	61,400
21450 Special Projects - Finance	0	0	0	0	24,300
Expenditure Total	(17,493)	(5,917)	11,576	38,726	21,700
Income					
51401 Fees & Charges - Finance	(5,118)	(5,750)	(632)	0	(69,000)
51410 Sundry Income - Finance	0	0	0	0	(40,000)
Income Total	(5,118)	(5,750)	(632)	0	(109,000)
General Finance Total	(22,611)	(11,667)	10,944	38,726	(87,300)
General Purpose					
Expenditure					
21631 Interest - General Purpose	0	(61,167)	(61,167)	0	378,400
Expenditure Total	0	(61,167)	(61,167)	0	378,400
Income					
51602 Service Charges - General Purpose	(2)	0	2	0	0
51604 Grants Operating - General Purpose	0	0	0	0	(760,000)
51606 Contrib'n Reim & Donations Oper - General Purpos	0	(500)	(500)	0	(6,000)
51607 Interest - General Purpose	(43,944)	0	43,944	0	(895,000)

Operating Summary by Business Units

YTD JULY 2012

	Jul YTD Actuals	Jul YTD Budgets	July YTD Variance	Commitments	Annual Budgets
	\$	\$	\$	\$	\$
Income Total	(43,945)	(500)	43,445	0	(1,661,000)
General Purpose Total	(43,945)	(61,667)	(17,722)	0	(1,282,600)
Rates					
Expenditure					
21920 Salaries - Rates	5,511	4,929	(582)	0	63,800
21921 Other Employee Costs - Rates	571	566	(5)	0	6,800
21927 Finance - Rates	5,425	9,074	3,649	0	108,900
21930 Other - Rates	0	0	0	0	24,300
21934 Professional Fees - Rates	0	1,216	1,216	1,168	14,600
Expenditure Total	11,507	15,785	4,278	1,168	218,400
Income					
51908 Rates - Rates	(17,836,578)	(17,781,511)	55,067	0	(18,045,500)
Income Total	(17,836,578)	(17,781,511)	55,067	0	(18,045,500)
Rates Total	(17,825,071)	(17,765,726)	59,345	1,168	(17,827,100)
Shared Services					
Expenditure					
21523 Office - Shared Services	2,299	223	(2,076)	5,942	48,500
21534 Professional Fees - Shared Services	0	2,425	2,425	0	38,800
Expenditure Total	2,299	2,648	349	5,942	87,300
Shared Services Total	2,299	2,648	349	5,942	87,300
Finance Total	(17,889,328)	(17,836,412)	52,916	45,836	(19,109,700)
Corporate Services					
Corporate Services					
Expenditure					
21220 Salaries - Corporate Services	11,812	9,650	(2,162)	0	124,900
21221 Other Employee Costs - Corporate Services	2,139	1,242	(897)	0	25,700
21223 Office Corporate Service	87	100	13	0	1,200
21224 Motor Vehicles - Corporate Service	730	983	253	0	11,800
21250 Special Projects - Corporate Service / PC68	0	2,650	2,650	40,000	45,000
Expenditure Total	14,768	14,625	(143)	40,000	208,600
Corporate Services Total	14,768	14,625	(143)	40,000	208,600
Customer Services					
Expenditure					
21320 Salaries - Customer Service	17,574	16,215	(1,359)	0	207,900
21321 Other Employee Costs - Customer Service	2,194	2,742	548	120	26,900
21323 Office - Customer Service	252	709	457	3,183	8,500
21325 Depreciation - Customer Service	25	25	0	0	300
21327 Finance - Customer Service	(20,384)	(20,383)	1	0	(244,600)
21330 Other - Customer Service	0	83	83	0	1,000
Expenditure Total	(338)	(609)	(271)	3,303	0
Customer Services Total	(338)	(609)	(271)	3,303	0
ICT					
Expenditure					

Operating Summary by Business Units

YTD JULY 2012

	Jul YTD Actuals	Jul YTD Budgets	July YTD Variance	Commitments	Annual Budgets
	\$	\$	\$	\$	\$
21720 Salaries - ICT	14,652	18,961	4,309	0	245,500
21721 Other Employee Costs - ICT	1,682	2,950	1,268	0	41,300
21723 Office - ICT	286	566	280	45	6,800
21724 Motor Vehicles - ICT	0	717	717	0	8,600
21725 Depreciation - ICT	13,183	13,183	0	0	158,200
21727 Finance - ICT	(103,483)	(103,483)	0	0	(1,241,800)
21730 Other - ICT	0	83	83	0	1,000
21734 Professional Fees - ICT	0	808	808	0	9,700
21735 ICT Expenses - ICT	4,913	46,842	41,929	178,850	562,100
Expenditure Total	(68,767)	(19,373)	49,394	178,895	(208,600)
ICT Total	(68,767)	(19,373)	49,394	178,895	(208,600)
Ranger Services					
Expenditure					
21120 Salaries - Ranger Services	31,434	31,893	459	0	410,000
21121 Other Employee Costs - Ranger Services	7,143	5,099	(2,044)	2,876	64,300
21123 Office - Ranger Services	708	1,933	1,225	1,029	19,700
21124 Motor Vehicles - Ranger Services	4,213	6,208	1,995	0	74,500
21125 Depreciation - Ranger Services	4,933	4,933	0	0	59,200
21127 Finance - Ranger Services	16,620	12,893	(3,727)	0	154,700
21130 Other - Ranger Services	1,307	1,941	634	8,553	65,200
21134 Professional Fees - Ranger Services	0	442	442	4,818	5,300
21135 ICT Expenses - Ranger Services	0	1,459	1,459	0	17,500
21137 Donations - Ranger Services	0	1,000	1,000	0	1,000
21150 Special Projects - Ranger Services / PC69	0	2,425	2,425	38	29,100
Expenditure Total	66,358	70,226	3,868	17,314	900,500
Income					
51101 Fees & Charges - Ranger Services	(914)	(2,842)	(1,928)	0	(48,500)
51106 Contrib'n Reim & Donations Oper - Rangers Service	0	(1,750)	(1,750)	0	(21,000)
51110 Sundry Income - Ranger Services	(5)	(17)	(12)	0	(200)
51111 Fines & Penalties - Rangers Services	(37,578)	(22,208)	15,370	0	(249,500)
Income Total	(38,496)	(26,817)	11,679	0	(319,200)
Ranger Services Total	27,862	43,409	15,547	17,314	581,300
Records					
Expenditure					
22020 Salaries - Records	14,712	15,010	299	0	192,700
22021 Other Employee Costs - Records	1,843	2,883	1,040	10,000	34,600
22023 Office - Records	19	8	(11)	0	400
22025 Depreciation - Records	25	25	0	0	300
22027 Finance - Records	(24,533)	(24,533)	0	0	(294,400)
22030 Other - Records	0	1,491	1,491	6,568	17,900
22034 Professional Fees - Records	0	408	408	0	4,900
22035 ICT Expenses - Records	1,250	3,717	2,467	12,330	44,600
Expenditure Total	(6,684)	(991)	5,693	28,899	1,000
Income					
52001 Fees & Charges - Records	(285)	0	285	0	(1,000)
Income Total	(285)	0	285	0	(1,000)
Records Total	(6,969)	(991)	5,978	28,899	0

Operating Summary by Business Units

YTD JULY 2012

	Jul YTD Actuals	Jul YTD Budgets	July YTD Variance	Commitments	Annual Budgets
	\$	\$	\$	\$	\$
Corporate Services Total	(33,445)	37,061	70,506	268,411	581,300
Corporate Services Total	(17,922,773)	(17,799,351)	123,422	314,247	(18,528,400)
DEVELOPMENT SERVICES					
Property					
Council Buildings					
Expenditure					
24120 Salaries - Council Buildings	12,931	13,300	369	0	172,500
24121 Other Employee Costs - Council Buildings	1,372	2,200	828	158	26,400
24123 Office - Council Buildings	71	317	246	0	3,800
24124 Motor Vehicles - Council Buildings	3,009	2,900	(109)	0	34,800
24125 Depreciation - Council Buildings	43,667	43,666	(1)	0	524,000
24127 Finance - Council Buildings	10,008	10,008	0	0	120,100
24128 Insurance - Council Buildings	0	1,425	1,425	0	17,100
24130 Other - Council Buildings	703	367	(336)	0	4,400
24133 Building - Council Buildings / PC58	37,120	91,034	53,914	84,769	1,092,400
24134 Professional Fees - Council Buildings	2,240	0	(2,240)	2,633	0
Expenditure Total	111,121	165,217	54,096	87,560	1,995,500
Income					
54109 Council Property - Council Buildings	(16,270)	(16,084)	186	0	(193,000)
Income Total	(16,270)	(16,084)	186	0	(193,000)
Council Buildings Total	94,851	149,133	54,282	87,560	1,802,500
Property Services					
Expenditure					
24420 Salaries - Property Services	20,451	28,776	8,325	0	373,300
24421 Other Employee Costs - Property Services	2,128	5,150	3,022	1,561	75,000
24423 Office - Property Services	97	1,800	1,703	371	21,600
24424 Motor Vehicles - Property Services	1,597	1,958	361	0	23,500
24425 Depreciation - Property Services	33	33	0	0	400
24427 Finance - Property Services	17,553	15,200	(2,353)	0	182,400
24430 Other - Property Services	0	283	283	0	3,400
24434 Professional Fees - Property Services	0	11,559	11,559	4,887	138,700
Expenditure Total	41,859	64,759	22,900	6,820	818,300
Income					
54401 Fees & Charges - Property Services	(50,236)	(38,958)	11,278	0	(467,500)
54410 Sundry Income - Property Services	(1,005)	(833)	172	0	(10,000)
54411 Fines & Penalties - Property Services	0	(1,210)	(1,210)	0	(14,500)
Income Total	(51,240)	(41,001)	10,239	0	(492,000)
Property Services Total	(9,382)	23,758	33,140	6,820	326,300
Property Total	85,469	172,891	87,422	94,379	2,128,800
Planning Services					
Statutory Planning					
Expenditure					
24320 Salaries - Statutory Planning	25,253	29,358	4,105	0	352,300
24321 Other Employee Costs - Statutory Planning	1,984	3,488	1,504	0	41,875
24334 Professional Fees - Statutory Planning	0	7,499	7,499	0	90,000

Operating Summary by Business Units

YTD JULY 2012

	Jul YTD Actuals	Jul YTD Budgets	July YTD Variance	Commitments	Annual Budgets
	\$	\$	\$	\$	\$
Expenditure Total	27,237	40,345	13,108	0	484,175
Statutory Planning Total	27,237	40,345	13,108	0	484,175
Strategic Planning					
Expenditure					
24920 Salaries - Strategic Planning	29,504	29,499	(5)	0	354,000
24921 Other Employee Costs - Strategic Planning	2,535	3,513	978	0	42,175
24934 Professional Fees - Strategic Planning	0	4,407	4,407	303	52,900
Expenditure Total	32,039	37,419	5,380	303	449,075
Strategic Planning Total	32,039	37,419	5,380	303	449,075
Town Planning - Administration					
Expenditure					
24820 Salaries - Town Planning Admin	8,612	11,482	2,870	0	137,800
24821 Other Employee Costs-Town Planning Admin	4,695	3,336	(1,359)	2,895	67,550
24823 Office - Town Planning Admin	548	2,374	1,826	2,414	28,500
24824 Motor Vehicles - Town Planning Admin	3,899	5,217	1,318	0	62,600
24825 Depreciation - Town Planning Admin	325	325	0	0	3,900
24827 Finance - Town Planning Admin	30,563	30,692	130	0	368,300
24830 Other - Town Planning Admin	0	575	575	721	6,900
24834 Professional Fees - Town Planning Admin	0	0	0	1,841	0
24857 Strategic Projects - Strategic Planning / PC61	0	12,109	12,109	26,675	145,300
24861 Town Planning Scheme - Statutory Planning / PC63	0	0	0	14,026	0
Expenditure Total	48,642	66,110	17,468	48,572	820,850
Income					
54801 Fees & Charges - Town Planning Admin	(74,428)	(47,583)	26,845	0	(571,000)
Income Total	(74,428)	(47,583)	26,845	0	(571,000)
Town Planning - Administration Total	(25,786)	18,527	44,313	48,572	249,850
Planning Services Total	33,490	96,291	62,801	48,875	1,183,100
Development Services Total	118,959	269,182	150,223	143,254	3,311,900
GOVERNANCE					
Members Of Council					
Members Of Council					
Expenditure					
20323 Office - MOC	205	483	278	553	5,800
20325 Depreciation - MOC	17	17	0	0	200
20329 Members of Council - MOC	27,882	18,058	(9,824)	0	216,700
20330 Other - MOC	0	408	408	0	4,900
Expenditure Total	28,104	18,966	(9,138)	553	227,600
Members Of Council Total	28,104	18,966	(9,138)	553	227,600
Members Of Council Total	28,104	18,966	(9,138)	553	227,600
Human Resources					
Human Resources					
Expenditure					
20520 Salaries - HR	20,284	16,713	(3,571)	0	217,000

Operating Summary by Business Units

YTD JULY 2012

	Jul YTD Actuals	Jul YTD Budgets	July YTD Variance	Commitments	Annual Budgets
	\$	\$	\$	\$	\$
20521 Other Employee Costs - HR	18,107	12,676	(5,431)	6,234	122,000
20522 Staff Recruitment - HR	6,918	12,018	5,100	3,825	144,200
20523 Office - HR	45	1,633	1,588	0	19,600
20524 Motor Vehicles - HR	942	1,075	133	0	12,900
20525 Depreciation - HR	92	92	0	0	1,100
20527 Finance - HR	(47,183)	(47,183)	0	0	(566,200)
20530 Other - HR	0	234	234	0	2,800
20534 Professional Fees - HR	6,900	2,267	(4,633)	16,073	27,200
20550 Special Projects - HR	0	1,616	1,616	0	19,400
Expenditure Total	6,104	1,141	(4,963)	26,132	0
Human Resources Total	6,104	1,141	(4,963)	26,132	0
Human Resources Total	6,104	1,141	(4,963)	26,132	0
Governance					
Governance					
Expenditure					
20420 Salaries - Governance	28,092	44,567	16,475	0	578,100
20421 Other Employee Costs - Governance	5,614	7,684	2,070	0	145,000
20423 Office - Governance	2,081	1,317	(764)	1,505	15,800
20424 Motor Vehicles - Governance	0	1,217	1,217	0	14,600
20425 Depreciation - Governance	5,683	5,683	0	0	68,200
20427 Finance - Governance	10,217	10,217	0	0	122,600
20428 Insurance - Governance	0	5,467	5,467	1,364	65,600
20430 Other - Governance	11,713	5,000	(6,713)	12,064	60,000
20434 Professional Fees - Governance	1,277	3,641	2,364	0	43,700
20450 Special Projects - Governance / PC93	18,903	13,750	(5,153)	30,991	120,000
Expenditure Total	83,581	98,543	14,962	45,924	1,233,600
Income					
50410 Sundry Income - Governance	55	(417)	(472)	0	(5,000)
Income Total	55	(417)	(472)	0	(5,000)
Governance Total	83,635	98,126	14,491	45,924	1,228,600
Governance Total	83,635	98,126	14,491	45,924	1,228,600
Governance Total	117,843	118,233	390	72,610	1,456,200
TECHNICAL SERVICES					
Reserves					
Parks and Ovals					
Expenditure					
26360 Depreciation - Parks & Reserves	48,825	48,825	0	0	585,900
26365 Maintenance - Parks & Ovals / PC59	158,234	305,461	147,227	435,764	3,638,100
Expenditure Total	207,059	354,286	147,227	435,764	4,224,000
Income					
56306 Contrib'n Reim & Donations Op - Parks & Ovals	(2,229)	(24,000)	(21,771)	0	(24,000)
56309 Council Property - Parks & Ovals	(2,714)	(5,702)	(2,988)	0	(68,400)
56310 Sundry Income - Parks & Ovals	(158)	(42)	116	0	(500)
Income Total	(5,101)	(29,744)	(24,643)	0	(92,900)
Parks and Ovals Total	201,958	324,542	122,584	435,764	4,131,100

Operating Summary by Business Units

YTD JULY 2012

	Jul YTD Actuals	Jul YTD Budgets	July YTD Variance	Commitments	Annual Budgets
	\$	\$	\$	\$	\$
Reserves Total	201,958	324,542	122,584	435,764	4,131,100
Engineering					
Infrastructure Services					
Expenditure					
26220 Salaries - Infrastructure Services	59,089	73,771	14,682	0	933,800
26221 Other Employee Costs - Infrastructure Services	27,326	81,658	54,332	7,322	395,900
26222 Staff Recruitment - Infrastructure Services	0	0	0	574	0
26223 Office - Infrastructure Services	2,070	48,700	46,630	11,143	48,700
26224 Motor Vehicles - Infrastructure Services	7,012	6,208	(804)	0	74,500
26225 Depreciation - Infrastructure Services	1,417	1,417	0	0	17,000
26227 Finance - Infrastructure Services	(11,252)	65,176	76,428	0	(1,348,900)
26228 Insurance - Infrastructure Services	0	7,842	7,842	0	94,100
26230 Other - Infrastructure Services	0	107,300	107,300	4,068	107,300
26234 Professional Fees - Infrastructure Services	0	150,400	150,400	81,928	150,400
26235 ICT Expenses - Infrastructure Services	0	4,000	4,000	265	4,000
Expenditure Total	85,662	546,472	460,810	105,299	476,800
Infrastructure Services Total	85,662	546,472	460,810	105,299	476,800
Plant Operating					
Expenditure					
26525 Depreciation - Plant Operating	47,767	47,766	(1)	0	573,200
26527 Finance - Plant Operating	(93,169)	(79,166)	14,003	0	(945,300)
26532 Plant - Plant Operating	50,917	65,018	14,101	22,573	598,700
26533 Minor Parts & Workshop Tools - Plant Operating	220	408	188	1,610	12,500
26549 Loss On Sale of Fixed Assets - Plant Operating	0	0	0	0	4,900
Expenditure Total	5,734	34,026	28,292	24,183	244,000
Income					
56501 Fees & Charges - Plant Operating	(1,413)	(1,000)	413	0	(12,000)
56515 Profit On Sale of Fixed Assets - Plant Operating	0	(2,917)	(2,917)	0	(35,000)
Income Total	(1,413)	(3,917)	(2,504)	0	(47,000)
Plant Operating Total	4,321	30,109	25,788	24,183	197,000
Streets Roads and Depots					
Expenditure					
26625 Depreciation - Streets Roads & Depots	352,033	352,032	(1)	0	4,224,400
26626 Utility - Streets Roads & Depots	553	41,083	40,530	2,153	493,000
26630 Other	420	50,800	50,380	0	50,800
26640 Reinstatement - Streets Roads & Depot	2,526	12,200	9,674	1,640	12,200
26667 Road Maintenance / PC51	8,175	37,408	29,233	19,369	448,900
26668 Drainage Maintenance / PC52	0	9,558	9,558	8,386	114,700
26669 Footpath Maintenance / PC53	13,536	18,325	4,789	1,152	219,900
26670 Parking Signs / PC54	5,791	11,100	5,309	0	133,200
26671 Right of Way Maintenance / PC55	3,457	5,358	1,901	0	64,300
26672 Bus Shelter Maintenance / PC56	2,916	2,500	(416)	0	30,000
26673 Graffiti Control / PC57	0	4,242	4,242	370	50,900
26674 Streets Roads & Depot / PC89	5,221	6,666	1,445	10,382	80,000
Expenditure Total	394,629	551,272	156,643	43,451	5,922,300
Income					
56601 Fees & Charges - Streets Roads & Depots	(13,099)	(74,000)	(60,901)	0	(74,000)

Operating Summary by Business Units

YTD JULY 2012

	Jul YTD Actuals	Jul YTD Budgets	July YTD Variance	Commitments	Annual Budgets
	\$	\$	\$	\$	\$
56606 Contrib'n Reim & Don Op - Streets Roads & Depots	(673)	(407)	266	0	(10,300)
56610 Sundry Income - Streets Roads & Depots	0	(2,000)	(2,000)	0	(2,000)
Income Total	(13,772)	(76,407)	(62,635)	0	(86,300)
Streets Roads and Depots Total	380,857	474,865	94,008	43,451	5,836,000
Engineering Total	470,841	1,051,446	580,605	172,934	6,509,800
Sustainable Nedlands					
Environmental Health					
Expenditure					
24720 Salaries - Environmental Health	14,689	18,430	3,741	0	239,300
24721 Other Employee Costs - Environmental Health	2,146	3,107	961	0	37,300
24723 Office - Environmental Health	68	216	148	0	2,600
24725 Depreciation - Environmental Health	408	408	0	0	4,900
24727 Finance - Environmental Health	6,700	6,700	0	0	80,400
24730 Other - Environmental Health	29	2,625	2,596	19,648	31,500
24734 Professional Fees - Environmental Health	0	242	242	908	2,900
24751 OPRL Activities - Environmental Health PC76 & 77	0	158	158	2,695	1,900
Expenditure Total	24,041	31,886	7,845	23,250	400,800
Income					
54701 Fees & Charges - Environmental Health	(430)	(4,583)	(4,153)	0	(55,000)
54710 Sundry Income - Environmental Health	(170)	(417)	(247)	0	(5,000)
Income Total	(600)	(5,000)	(4,400)	0	(60,000)
Environmental Health Total	23,441	26,886	3,445	23,250	340,800
Natural Areas					
Expenditure					
24221 Other Employee Costs - Natural Areas	0	333	333	0	4,000
24223 Office - Natural Areas	0	133	133	0	1,600
24227 Finance - Natural Areas	3,517	3,517	0	0	42,200
24230 Other - Natural Areas	0	167	167	0	2,000
24237 Donations - Natural Areas	0	42	42	0	500
24251 Operational Activities - Natural Areas / PC80	11,990	78,748	66,758	204,531	472,500
Expenditure Total	15,507	82,940	67,433	204,531	522,800
Income					
54204 Grants Operating - Natural Areas	0	(2,358)	(2,358)	0	(100,000)
54210 Sundry Income - Natural Areas	(45)	0	45	0	(4,700)
Income Total	(45)	(2,358)	(2,313)	0	(104,700)
Natural Areas Total	15,462	80,582	65,120	204,531	418,100
Sanitation					
Expenditure					
24520 Salaries - Sanitation	20,336	16,127	(4,209)	0	208,800
24521 Other Employee Costs - Sanitation	571	2,084	1,513	0	25,000
24525 Depreciation - Sanitation	7,558	7,558	0	0	90,700
24527 Finance - Sanitation	18,233	18,233	0	0	218,800
24530 Other - Sanitation	130	0	(130)	0	0
24538 Purchase of Product - Sanitation	376	1,133	757	1,355	13,600
24552 Residential Kerbside - Sanitation / PC71	0	195,049	195,049	731,951	2,340,600
24553 Residential Bulk - Sanitation / PC72	0	37,100	37,100	227,966	445,200

Operating Summary by Business Units

YTD JULY 2012

	Jul YTD Actuals	Jul YTD Budgets	July YTD Variance	Commitments	Annual Budgets
	\$	\$	\$	\$	\$
24554 Commercial - Sanitation / PC73	0	11,476	11,476	50,719	137,700
24555 Public Waste - Sanitation / PC74	364	7,433	7,069	52,816	89,200
24556 Waste Strategy - Sanitation / PC75	0	3,233	3,233	16,732	38,800
Expenditure Total	47,568	299,426	251,858	1,081,539	3,608,400
Income					
54501 Fees & Charges - Sanitation	(3,603,237)	(305,474)	3,297,763	0	(3,665,700)
Income Total	(3,603,237)	(305,474)	3,297,763	0	(3,665,700)
Sanitation Total	(3,555,669)	(6,048)	3,549,621	1,081,539	(57,300)
Sustainability and Environment					
Expenditure					
24620 Salaries - Sustainability & Environmental	634	7,225	6,591	0	93,800
24621 Other Employee Costs - Sustainability & Env	3,562	1,683	(1,879)	181	32,900
24623 Office - Sustainability & Environmental	0	340	340	136	4,100
24624 Motor Vehicles - Sustainability & Environmental	1,614	2,600	986	0	31,200
24625 Depreciation - Sustainability & Environmental	400	400	0	0	4,800
24627 Finance - Sustainability & Environmental	3,717	3,717	0	0	44,600
24630 Other - Sustainability & Environmental	0	408	408	866	4,900
24638 Operational Activities - Sust & Environ	0	3,390	3,390	9,752	40,700
24639 Travelsmart - Sust & Environmental / PC88	909	2,425	1,516	455	29,100
Expenditure Total	10,835	22,188	11,353	11,390	286,100
Income					
54601 Fees & Charges - Sustainability & Environmental	0	(83)	(83)	0	(1,000)
54610 Sundry Income -Sustainability & Environmental	0	(167)	(167)	0	(2,000)
Income Total	0	(250)	(250)	0	(3,000)
Sustainability and Environment Total	10,835	21,938	11,103	11,390	283,100
Sustainable Nedlands Total	(3,505,931)	123,358	3,629,289	1,320,709	984,700
Technical Services Total	(2,833,132)	1,499,346	4,332,478	1,929,406	11,625,600
Total	(20,512,662)	(15,821,542)	4,691,120	2,578,425	1,214,000

Capital Works Acquisitions

CITY OF NEDLANDS
SUMMARY OF CAPITAL WORKS AND ACQUISITIONS
YTD JULY 2012

Project/Location	Jul YTD Actuals	Annual Original Budget	Commitments
	\$	\$	\$
Expenditure			
02 - Footpath Rehabilitation			
2014 - Aberdare Rd	0	10,000	0
2017 - Loch Street	0	30,000	0
2019 - Princess Road	0	5,000	0
2025 - Verdun Street	0	0	2,727
2028 - Dalkeith Road	0	0	1,818
2033 - Gordon Street	0	20,000	0
2048 - Kirwan St	0	30,000	0
2083 - Haldane St	0	30,000	0
2124 - Kingston St	0	10,000	0
2166 - Hooley Street	0	0	17,149
2167 - Swansea Street	0	20,000	13,194
2179 - Lemnos Street	0	0	10,546
4020 - 71 Stirling Highway - Administration	0	40,000	0
02 - Footpath Rehabilitation Total	0	195,000	45,434
03 - Road Rehabilitation			
2003 - Alfred Road	0	0	-11
2013 - North Street	0	0	155,006
2033 - Gordon Street	0	0	42,395
2037 - Elizabeth Street	0	318,500	0
2049 - Asquith Street	0	260,700	0
2053 - Curlew Road	0	133,200	0
2056 - Tyrell Street	0	8,000	0
2058 - Archdeacon Street	1,686	0	2,409
2085 - Walpole Street	0	224,400	0
2097 - Whitfeld St	0	297,900	0
2146 - Erica Ave	0	130,300	0
2153 - Garland Rd	0	117,900	0
2170 - James Rd	0	186,200	0
2173 - Reeve St	0	117,900	0
2189 - Adams Road	0	0	8,605
2300 - Acacia Lane	0	220,000	0
03 - Road Rehabilitation Total	1,686	2,015,000	208,404
04 - Drainage Rehabilitation			
2113 - Loftus St	0	0	14,875
2190 - Riverview Ct	0	100,000	0
9000 - City Wide	17,762	210,000	13,021

Capital Works Acquisitions

Project/Location	Jul YTD Actuals	Annual Original Budget	Commitments
	\$	\$	\$
04 - Drainage Rehabilitation Total	17,762	310,000	27,896
06 - Grant Funded Projects			
2003 - Alfred Road	0	25,000	0
2019 - Princess Road	909	0	9,018
2020 - Monash Avenue	0	0	10,746
2037 - Elizabeth Street	0	0	7,200
2054 - Broome Street	0	0	1,364
2057 - Florence Street	455	0	4,509
2205 - Montgomery Ave	0	438,400	0
2400 - INTXN - Railway Rd/Aberdare Rd	0	208,000	0
2401 - INTXN - Brockway/Brookdale /Underwood	0	350,000	0
2402 - INTXN - Stirling Hwy/Vincent St	0	19,000	0
2403 - INTXN - Gugerl St/Railway Rd/Loch St	0	115,000	0
06 - Grant Funded Projects Total	1,364	1,155,400	32,836
10 - Road Improvement			
2175 - Swanbourne	838	0	0
10 - Road Improvement Total	838	0	0
11 - Building Construction			
4000 - John Leckie Pavilion	0	40,000	286,598
4001 - Allen Park Lower Pavilion	0	70,000	0
4003 - Council Depot	0	22,500	15,482
4004 - Drabble House	0	18,000	0
4006 - Hackett Playcentre	0	15,000	0
4008 - Nedlands Library	0	150,000	0
4009 - PROCC	0	28,000	22,623
4011 - Mt Claremont Library	0	40,000	0
4018 - Tresillian	0	0	8,415
4019 - Cruickshank Reserve Pavilion	0	0	23,558
4020 - 71 Stirling Highway (Administration)	5,519	125,000	3,727
4021 - 110 Smyth Road (Cottage)	0	0	26,880
4025 - Allen Park Tennis Club	0	40,000	0
9000 - City Wide	0	125,000	10,588
11 - Building Construction Total	5,519	673,500	397,871
12 - Off Street Parking			
2182 - The Esplanade	38,949	0	19,207
12 - Off Street Parking Total	38,949	0	19,207
14 - Parks & Reserves Construction			
2132 - Beecham Road	736	500,000	37,855

Capital Works Acquisitions


Project/Location	Jul YTD Actuals	Annual Original Budget	Commitments
	\$	\$	\$
4012 - Mt Claremont Community Centre	0	13,500	0
4052 - Allen Park	14,098	0	0
4055 - Asquith Park	12,295	0	1,405
4057 - Beaton Park	0	0	38,381
4059 - Beatrice Road Reserve	0	0	1,896
4067 - Campsie Park	137	0	9,073
4069 - Carrington Park	0	59,400	1,750
4072 - College Park	0	126,900	0
4091 - Highview Park	0	237,600	1,750
4101 - Melvista Park	0	0	1,315
4105 - Mossvale Gardens	373	0	38,612
4108 - Mt Claremont Oval	0	167,300	0
4118 - Peace Memorial Rose Garden	0	6,400	0
4119 - Pine Tree Park	0	11,100	2,550
4131 - Street Gardens and Verges	0	34,200	0
4139 - Tresillian Community Centre Surrounds	0	0	13,940
4142 - Zamia Park	0	0	9,926
4169 - River Wall Maintenance - CPTL	0	689,400	119,323
14 - Parks & Reserves Construction Total	27,639	1,845,800	277,774
15 - Plant & Equipment			
7500 - Technical Svs - Engineering	18,936	114,500	0
7501 - Development Svs - Town Planning	0	35,000	0
7507 - Development Svs - Sustainable Nedlands	0	24,000	0
7509 - Technical Svs - Parks Svs	7,173	162,500	65,580
15 - Plant & Equipment Total	26,109	336,000	65,580
16 - ICT Capital Projects			
6032 - IT Project 2	0	260,000	960
6034 - IT Project 4	0	90,000	0
6035 - IT Project 5	0	33,000	0
16 - ICT Capital Projects Total	0	383,000	960
17 - Greenway Development			
4052 - Allen Park	0	105,000	16,152
4161 - Railway Reserve	0	70,000	0
17 - Greenway Development Total	0	175,000	16,152
18 - Furniture & Fixture			
4008 - Nedlands Library	13,891	0	0
7504 - Community Svs - NCC (HACC Funded)	5,636	0	0
18 - Furniture & Fixture Total	19,527	0	0

Capital Works Acquisitions

Project/Location	Jul YTD Actuals	Annual Original Budget	Commitments
	\$	\$	\$
Expenditure Total	139,393	7,088,700	1,092,114
Total	139,393	7,088,700	1,092,114

CP39.12	Investment Report – July 2012
----------------	--------------------------------------

Committee	11 September 2012
Council	25 September 2012

Applicant	City of Nedlands
Owner	City of Nedlands
Officer	Rajah Senathirajah – Manager Finance
Director	Darla Blake – A/Director Corporate & Strategy
Director Signature	
File ref.	Fin/071-07
Previous Item No's	Nil
Disclosure of Interest	No officer involved in the preparation of this report had any interest which required it to be declared in accordance with the provisions of the <i>Local Government Act (1995)</i> .

Purpose

In accordance with the Council's Investment Policy, Administration is required to present a summary of investments to Council on a monthly basis.

Recommendation to Committee

Council receives the Investment Report for the period ended 31 July 2012 (refer to attachment).

Strategic Plan

KFA5: Governance
 5.1: Manage the City's resources in a sustainable and responsible manner.

This report is in accordance with the Council's Investment Policy and demonstrates the investment of City's surplus cash in a sustainable and responsible manner.

Background

Council's Investment Policy requires a summary of investments to be presented to Council on a monthly basis.

Proposal Detail

Not applicable.

Consultation

Required by legislation: Yes No

Required by City of Nedlands policy: Yes No

Legislation

Not applicable.

Budget/Financial implications

Investment income will be reviewed against progressive budget throughout the year.

Risk Management

The Investment Policy of the City, which is reviewed each year by the Audit and Risk Committee of Council, is structured so as to minimise any risks associated with the City’s cash investments. The officers adhere to this Policy, and continuously monitor market conditions to ensure that the City obtains attractive yields without compromising on risk management.

Discussion

The Investment Summary shows that as at 31 July 2012 the City held the following funds in investments:

Municipal Funds	\$ 4,928,817
Reserve Funds	\$ 5,235,827
Other Restricted Funds	<u>\$ 100,376</u>
Total	<u>\$ 10,265,020</u>

The total interest earned from investments for the month was \$38,450.

Following Council’s decision in April 2012, investments are being redirected to the ‘big four’ banks as individual Term Deposits mature. As at the end of July all Term Deposits are with only the four big banks. With only four banks available to invest surplus funds, it is possible that on certain days the percentage of total investment with a bank may be marginally above the 30% limit. This will be rectified as soon as possible without “breaking” any of the Term Deposits.

The Investment Portfolio comprises holdings in the following institutions:

Financial Institution	Funds Invested	Interest Rate	Proportion of Portfolio
NAB	\$ 3,595,026	5.20% - 5.65%	35.02%
Westpac	\$ 3,457,590	5.05% - 5.49%	33.68%
ANZ	\$ 1,432,599	5.11%	13.96%
CBA	\$ 1,779,805	4.76% - 5.35%	17.34%
Total	\$ 10,265,020		100.00%

Conclusion

The Investment Report is presented to Council.

Attachments

1. Investment Report for the period ended 31 July 2012

**INVESTMENTS REPORT
FOR THE PERIOD ENDED 31 JULY 2012**


No.	Particulars	Current Interest Rate	Invest. Date	Maturity Date	Investment Period Days					YTD Accum. Interest
						NAB	Westpac	ANZ	CBA	
						\$	\$	\$	\$	\$
	RESTRICTED FUNDS									
4	Trust - Adelma	4.57%	1-Jul-12	1-Jan-13	184		\$100,375.61			\$100,375.61
	TOTAL RESTRICTED FUNDS					\$0.00	\$100,375.61	\$0.00	\$0.00	\$100,375.61
	RESERVE INVESTMENTS									
10	City Development Reserve - Western Zone	4.76%	4-May-12	1-Nov-12	181				\$333,365.03	\$333,365.03
16	Services General (a)	5.65%	10-Apr-12	10-Oct-12	183	\$303,410.44				\$303,410.44
26	North Street Reserve	5.50%	1-May-12	1-Nov-12	184	\$1,078,192.42				\$1,078,192.42
41	Swanbourne Reserve	5.49%	30-Apr-12	30-Oct-12	183	\$107,030.88				\$107,030.88
42	City Building Reserve	4.76%	4-May-12	1-Nov-12	181				\$543,245.45	\$543,245.45
52	Plant Replacement Reserve	5.11%	13-Jul-12	11-Oct-12	90			\$220,540.86		\$220,540.86
53	City Development Reserve	5.11%	13-Jul-12	11-Oct-12	90			\$1,160,142.54		\$1,160,142.54
55	Insurance Reserve	5.11%	13-Jul-12	11-Oct-12	90			\$51,915.77		\$51,915.77
57	Welfare NCC Reserve	5.49%	30-Apr-12	30-Oct-12	183	\$140,348.55				\$140,348.55
58	Waste Management	5.49%	30-Apr-12	30-Oct-12	183	\$140,645.51				\$140,645.51
60	Welfare	5.49%	30-Apr-12	30-Oct-12	183	\$253,794.47				\$253,794.47
78	Services General (b)	5.35%	19-Mar-12	19-Sep-12	184				\$903,194.59	\$903,194.59
	TOTAL RESERVE INVESTMENTS					\$2,023,422.26	\$0.00	\$1,432,599.17	\$1,779,805.06	\$5,235,826.49
	MUNICIPAL INVESTMENTS									
76	Municipal Investment #76 - Westpac ***Account Closed on 25/07/12***	4.44%	23-May-12	23-Jul-12	61			\$0.00		\$0.00
81	Municipal Investment #81 - Westpac	5.25%	30-Jul-12	30-Jan-13	184			\$1,041,637.99		\$1,041,637.99
83	Municipal Investment #83 - NAB	5.20%	9-May-12	7-Aug-12	90	\$1,055,795.93				\$1,055,795.93
94	Municipal Investment #94 - NAB	5.21%	11-May-12	9-Aug-12	90	\$515,807.62				\$515,807.62
98	Municipal Investment #98 - Westpac	5.05%	17-Jul-12	15-Oct-12	90			\$1,015,575.95		\$1,015,575.95
99	Municipal Investment #99 - Westpac	5.25%	31-Jul-12	31-Dec-12	153			\$1,300,000.00		\$1,300,000.00
						\$1,571,603.55	\$3,357,213.95	\$0.00	\$0.00	\$4,928,817.49
	TOTAL					\$3,595,025.81	\$3,457,589.56	\$1,432,599.17	\$1,779,805.06	\$10,265,019.60

Current Proportion of Portfolio

35.02% 33.68% 13.96% 17.34%

CP40.12	List of Accounts Paid – July 2012
----------------	------------------------------------------

Committee	11 September 2012
Council	25 September 2012

Applicant	City of Nedlands
Owner	City of Nedlands
Officer	Rajah Senathirajah – Manager Finance
Director	Darla Blake – A/Director Corporate & Strategy
Director Signature	
File ref.	Fin/072-17
Previous Item No's	Nil
Disclosure of Interest	No officer involved in the preparation of this report had any interest which required it to be declared in accordance with the provisions of the <i>Local Government Act (1995)</i> .

Purpose

In accordance with Regulation 13 of the Local Government (Financial Management) Regulations 1996 Administration is required to present the List of Accounts Paid for the month to Council.

Recommendation to Committee

Council receives the List of Accounts Paid for the month of July 2012. (Refer to Attachment)

Strategic Plan

KFA 5: Governance
 5.6: Ensure compliance with statutory requirements and guidelines.

This report will ensure the City meets its statutory requirements.

Background

Regulation 13 of the Local Government (Financial Management) Regulations 1996 requires a list of accounts paid to be prepared each month showing each account paid since the last list was prepared:

1. the payee's name;
2. the amount of the payment;
3. the date of the payment; and
4. sufficient information to identify the transaction.

The list is to be presented to the Council at the next ordinary meeting of the Council after the list is prepared and recorded in the minutes of that meeting.

Proposal Detail

Not applicable.

Consultation

Required by legislation: Yes No

Required by City of Nedlands policy: Yes No

Legislation

- This report meets the requirements of *Regulation 13 of the Local Government (Financial Management) Regulations 1996*.

Budget/Financial implications

Not applicable.

Risk Management

The Accounts Payable procedures ensure that no fraudulent payments are made by the City, and these procedures are strictly adhered to by the officers. These include the final vetting of approved invoices by the Finance Manager and the Director of Corporate Services (or designated alternative officers).

Discussion

The list of accounts for July 2012 has been prepared in accordance with Regulation 13 of the Local Government (Financial Management) Regulations 1996 and is now presented to Council.

Conclusion

The list of accounts paid for the month of July 2012 complies with the relevant legislation and can be received by Council.

Attachments

1. List of Accounts Paid – July 2012



CITY OF NEDLANDS

All Payments 1/07/2012 to 31/07/2012

Database: LIVE

Page: 1

<u>Chq/Ref</u>	<u>Pavee</u>	<u>Date</u>	<u>Amount</u>	<u>Tran</u>	<u>Description</u>	<u>Amount</u>
NAB - Municipal Account						
CHEQUE						
57770	ALINTA GAS	10/07/2012	-121.65	INV	GAS CHARGES 9/3-8/6/12 DRABBLE HSE	19.20
				INV	GAS 14/3-14/6/12 CRUICKSHANK CHNG RMS	84.05
				INV	GAS CHARGES 6/3-7/6/12	18.40
57771	CITY OF NEDLANDS TRUST FUND	10/07/2012	-19,260.31	INV	T/F FUNDS FROM MUNI TO TRUST W/E 29/6/12	19,054.31
				INV	STALE CHQ 56145-T/F TO UNCLAIMED MONIES	18.00
				INV	STALE CHQ 55065-T/F TO UNCLAIMED MONIES	188.00
57772	CITY OF NEDLANDS PETTY CASH	10/07/2012	-1,301.00	INV	RECOUP PETTY CASH 29/6/12 ADMIN	343.55
				INV	RECOUP PETTY CASH 29/6/12 ADMIN	466.80
				INV	RECOUP PETTY CASH W/E 6/7/12 NCC	344.65
				INV	RECOUP PETTY CASH W/E 6/7/12 WELL AGED	146.00
57773	COVS PARTS PTY LTD	10/07/2012	-386.51	INV	6X AIR FILTER AFA184MC	250.80
				INV	BOSCH WIPER BLADE 500MM	19.51
				INV	10X SPARK PLUGS-CJ6,CJ8,N9YX BOSCH WIPER BLADE	116.20
57774	MS H J DEAN	10/07/2012	-720.00	INV	TERM 2 2012 POTTERY	720.00
57775	DEPT OF TRANSPORT	10/07/2012	-17,158.00	INV	BULK LICENSE RENEWAL 8/11-7/12	17,158.00
57776	COUNCILLOR B G HODSDON	10/07/2012	-737.49	INV	COUNCILLORS ALLOWANCE JULY 2012	737.49
57777	IINET LTD	10/07/2012	-282.78	INV	COMPUTER NETWORK FEES	282.78
57778	LOCAL GOVT COMPLIANCE INC	10/07/2012	-250.00	INV	SEMINAR-ISSUES RELATING TO BLDG ACT 2011 2X	250.00
57779	NAPOLEON STREET NEWSAGENCY	10/07/2012	-523.29	INV	MAGAZINE SUBSCRIPTION MAY LIB	369.25
				INV	MAGAZINE SUBSCRIPTION MAY MT	154.04
57780	NEDLANDS GOLF CLUB	10/07/2012	-520.00	INV	ROOM HIRE & CATERING	520.00
57781	PLANTRITE	10/07/2012	-769.56	INV	PLANT STOCK	769.56
57782	PROWORD ENTERPRISES	10/07/2012	-2,065.00	INV	DVD/CD OF VAR INTERVIEWS	65.00
				INV	TRANSCRIPTION ORAL HISTORY	2,000.00
57783	SOIL AINT SOILS	10/07/2012	-344.90			
57784	SWANBOURNE HARDWARE	10/07/2012	-138.00	INV	BUSHCARE MATERIALS	138.00
57785	SYBA SIGNS PTY LTD	10/07/2012	-332.20	INV	PROMO MATERIAL / BANNERS	332.20



CITY OF NEDLANDS

All Payments 1/07/2012 to 31/07/2012

Database: LIVE

Page: 2

Chq/Ref	Pavee	Date	Amount	Tran	Description	Amount
57786	SYNERGY	10/07/2012	-1,951.45	INV	ELECTRICITY 11/4-12/6/12 MAISONETTES	25.50
				INV	ELECTRICITY 8/4-12/6/12 ADMIN COTTAGE	370.40
				INV	ELECTRICITY 13/4-13/6/12 DARBBLE HSE	375.50
				INV	ELECTRICITY 13/4-13/6/12 R/SIDE LIONS	1,180.05
57787	ALINTA GAS	17/07/2012	-20.30	INV	GAS CHARGES 14/3-18/6/12	20.30
57788	AUST INSTITUTE OF BUILDING SURVEYOR	17/07/2012	-105.00	INV	EXPERT PANEL TRAINING	105.00
57789	BRIGHTSOLID ONLINE PUBLISHING	17/07/2012	-1,614.00	INV	FINDMYPAST SUBSRIPTION	1,614.00
57790	CITY OF NEDLANDS PETTY CASH	17/07/2012	-622.00	INV	RECOUP PETTY CASH W/E 6/7/12 TRESILLIAN	270.95
				INV	RECOUP PETTY CASH W/E 13/6/12 PROCC	118.40
				INV	RECOUP PETTY CASH W/E 13/7/12	232.65
57791	CITY OF PERTH	17/07/2012	-313.50	INV	BUSINESS BEAT FOLDERS	313.50
57792	FINES ENFORCEMENT REGISTRY	17/07/2012	-172.00	INV	LODGEMENT UNPAID INFRINGEMENTS	172.00
57793	HEWLETT-PACKARD AUSTRALIA PTY LTD	17/07/2012	-14,183.51	INV	145 TRIM LICENSES 1/7-30/6/13	14,183.51
57794	KMART INNALOO	17/07/2012	-73.00	INV	DRC ACTIVITIES	73.00
57795	MAGPIES MAGAZINE PTY LTD	17/07/2012	-185.00	INV	SUBSCRIPTION MAGPIES MAG	185.00
57796	MCINERNEY FORD	17/07/2012	-1,456.40	INV	TRANSMISSION O/HAUL	1,456.40
57797	MERCHANDISING LIBRARIES	17/07/2012	-2,607.85	INV	LIBRARY SIGNAGE	2,427.85
				INV	ADJ INV/CRD ENTERED INC	180.00
57798	STATE LAW PUBLISHER	17/07/2012	-240.85	INV	ORDER OF ACTS	240.85
57799	SYNERGY	17/07/2012	-724.50	INV	ELECTRICITY 17/4-14/6/12	403.40
				INV	ELECTRICITY 19/5-21/6/12	321.10
57800	TELSTRA CORPORATION LTD	17/07/2012	-64.11	INV	1/7-1/8/12 DESKTOP SMS	4.16
				INV	MTC LIB INTERNET 17/6-16/7/12	59.95
57801	PIERS LEWIS 2D ROCKTON ROAD	17/07/2012	-1,500.00	INV	2D ROCKTON RD-F/PATH REFUND	1,500.00
57802	RED INK HOMES 18 SANGIORGIO COURT	17/07/2012	-384.34	INV	CANCELLED BA REFUND	384.34
57803	WILLIAM NG 59 ESPLANADE	17/07/2012	-2,211.00	INV	CANCELLED PLANNING APP REFUND	2,211.00
57804	ROSS MCMULLIN 19 O'GRADY STREET	17/07/2012	-70.00	INV	LOCAL STOCK	70.00



CITY OF NEDLANDS

All Payments 1/07/2012 to 31/07/2012

Database: LIVE

Page: 3

Chq/Ref	Pavee	Date	Amount	Tran	Description	Amount
57805	BANNERSHOP INTERNATIONAL PTY LTD	19/07/2012	-525.50	INV	BANNER/A FRAME FOR AFFINITY CLUB	525.50
57806	MJ & DA ANDERSON	20/07/2012	-1,881.75	INV	REFUND OF OVERPAID RATES	1,881.75
57807	ALINTA GAS	24/07/2012	-119.10	INV	GAS CHARGES 11/4-11/7/12	22.15
				INV	GAS CHARGES 30/3-2/7/12	96.95
57808	CITY OF NEDLANDS PETTY CASH	24/07/2012	-631.75	INV	RECOUP PETTY CASH 17/07/12 ADMIN	471.75
				INV	RECOUP PETTY CASH W/E 20/7/12 NCC	160.00
57809	COVS PARTS PTY LTD	24/07/2012	-35.87	INV	3X OIL FILTER	35.87
57810	IINET LTD	24/07/2012	-71.44	INV	NCC INET 20/06/12 - 20/07/12	71.44
57811	SANNYS ORIGAMI	24/07/2012	-270.00	INV	TERM 2 TUTOR FEES	270.00
57812	J R STEWART	24/07/2012	-221.25	INV	TENNIS COURT BOOKINGS JUNE 2012	61.75
				INV	TENNIS COURT BOOKINGS MAY 2012	159.50
57813	SYNERGY	24/07/2012	-44,199.75	INV	ELECTRICITY 06/5-09/07/12	85.50
				INV	ELECTRICITY 10/05-09/07/12	65.20
				INV	STREETLIGHT TARIFF CHARGE	42,664.25
				INV	ELECTRICITY 01/6-05/07/12	577.10
				INV	ELECTRICITY 10/05-09/07/12	780.25
				INV	ELECTRICITY 10/5-9/7/12	27.45
57814	TELSTRA CORPORATION LTD	24/07/2012	-1,786.82	INV	JUNE 2012 MOBILE PHONE CHARGES	1,786.82
57815	***** CANCELLED *****	24/07/2012	0.00			
57816	WATER CORPORATION	24/07/2012	-41,019.60			
57817	WATER CORPORATION	24/07/2012	-40,691.35			
57818	WATER CORPORATION	24/07/2012	-40,363.10	INV	SERVICE CHARGES 1/7/12-30/6/13	689.20
				INV	12/13 WATER SVCE CHGS-11 SAYER ST	798.80
				INV	12/13 WATER SVCE CHGS-67 STIRLING	3,201.00
				INV	12/13 WATER SVCE CHGS-BEATON PARK	777.70
				INV	12/13 WATER SVCE CHGS-INFANT HEALTH	2,523.40
				INV	12/13 WATER SVCE CHGS-MELVISTA AVE	388.10
				INV	12/13 WATER SVCE CHGS-60 STIRLING	972.50
				INV	12/13 WATER SVCE CHGS-62 STIRLING	1,167.30
				INV	12/13 WATER SVCE CHGS-DALKEITH BWL	1,362.15
				INV	12/13 WATER SVCE CHGS-EDUCATION DEPT	582.90



CITY OF NEDLANDS

All Payments 1/07/2012 to 31/07/2012

Database: LIVE

Page: 4

<u>Chq/Ref</u>	<u>Pavee</u>	<u>Date</u>	<u>Amount</u>	<u>Tran</u>	<u>Description</u>	<u>Amount</u>
				INV	12/13 WATER SVCE CHGS-1670 PRINCESS RD	777.70
				INV	12/13 WATER SVCE CHGS-JUTLAND DAYCARE	582.90
				INV	12/13 WATER SVCE CHGS-INFANT HEALTH	193.30
				INV	12/13 WATER SVCE CHGS-ADDERLEY ST	3,692.25
				INV	12/13 WATER SVCE CHGS-1500 HALDANE	5.90
				INV	12/13 WATER SVCE CHGS-KIRKWOOD PARK	777.70
				INV	12/13 WATER SVCE CHGS-SCOUTS ASSOC	777.70
				INV	12/13 WATER SVCE CHGS-DRAPER TENNIS CRTS	388.10
				INV	12/13 WATER SVCE CHGS-INFANT HEALTH	193.30
				INV	12/13 WATER SVCE CHGS-MONTGOMERY RESERVE	273.25
				INV	12/13 WATER SVCE CHGS-SUBURBAN HOCKEY	972.50
				INV	12/13 WATER SVCE CHGS-YARD	388.10
				INV	12/13 WATER SVCE CHGS-69-71 OFFICES	1,549.35
				INV	12/13 WATER SVCE CHGS-21-23 TYRELL ST	1,556.95
				INV	12/13 WATER SVCE CHGS-1-9 STIRLING	388.10
				INV	12/13 WATER SVCE CHGS-CLMT FOOTBALL	1,744.20
				INV	12/13 WATER SVCE CHGS-NED TENNIS	777.70
				INV	12/13 WATER SVCE CHGS-R/SIDE HOCKEY	1,751.75
				INV	12/13 WATER SVCE CHGS-140 MELVISTA	1,362.15
				INV	12/13 WATER SVCE CHGS-DALKEITH TENNIS	1,167.30
				INV	12/13 WATER SVCE CHGS-HOLLYWOOD BWL	989.30
				INV	12/13 WATER SVCE CHGS-SSLSC	1,751.75
				INV	12/13 WATER SVCE CHGS-SPORTS GROUND	1,363.75
				INV	12/13 WATER SVCE CHGS-AMENITIES	1,362.70
				INV	12/13 WATER SVCE CHGS-NED CROQ CLUB	777.70
				INV	12/13 WATER SVCE CHGS-ASSOC RUGBY	1,362.15
				INV	12/13 WATER SVCE CHGS-PLAYLOVERS	972.50
57819	IINET LTD	25/07/2012	-69.95	INV	NCC INET 20/07/12 - 20/08/12	69.95
57820	FINES ENFORCEMENT REGISTRY	18/07/2012	-4,730.00	INV	UNPAID INFRINGEMENTS	4,730.00
57821	JENNY EYRE 7 OAKLAND CLOSE	27/07/2012	-237.60	INV	VOLUNTEER REIMBURSEMENT	237.60
57822	AARON ARCHIBALD SMITH 155 CORFIELD	27/07/2012	-360.00	INV	BALLOON TWISTING WORKSHOP	360.00
57823	ROSS MCMULLIN 19 O'GRADY STREET	27/07/2012	-65.00	INV	LOCAL STOCK PURCHASE	65.00



CITY OF NEDLANDS

All Payments 1/07/2012 to 31/07/2012

Database: LIVE

Page: 5

Chq/Ref	Pavee	Date	Amount	Tran	Description	Amount
57824	ASN CONFERENCES PTY LTD 3056 FRANKS	27/07/2012	-1,235.00	INV	EMERGENCY MANAGEMENT CONFERENCE	1,235.00
57825	DEBORAH MCKAY 8 SWANSEA STREET	27/07/2012	-80.48	INV	INFRINGEMENT REFUND	80.48
57826	F TIZON 57/203 NICHOLSON RD	27/07/2012	-108.90	INV	VOLUNTEER VEHICLE REIMBURSEMENT	108.90
57827	MS S HUGHES 41 BROOME STREET	27/07/2012	-42.00	INV	COURSE REFUND	42.00
57828	MS C OMALLEY-SUDLOW 7 LOTON RD	27/07/2012	-42.00	INV	COURSE REFUND	42.00
57829	MS M MACDONALD 155 ADELMA RD	27/07/2012	-42.00	INV	COURSE REFUND	42.00
57830	MS P DALYSMITH 13 COMMERCIAL RD	27/07/2012	-196.80	INV	COURSE REFUND	196.80
57831	ROD HAWKER UNIT 6/7 VICTORIA AVENUE	27/07/2012	-57.62	INV	VOLUNTEER VEHICLE REIMBURSEMENT	57.62
57832	MAURANT BUSINESS ASSOCIATES 108/1 R	27/07/2012	-95.00	INV	YOGA TRAINING	95.00
57833	MS E STEINHARDT 24 OLD JACARANDA RD	27/07/2012	-54.00	INV	COURSE REFUND	54.00
57834	MS M HINWOOD 77/6 TIGHE STREET	27/07/2012	-115.20	INV	COURSE REFUND	115.20
57835	MS K BOURNE 53 ROSALIE STREET	27/07/2012	-94.00	INV	COURSE REFUND	94.00
57836	HELEN RODDA 25 SHEAHAN WAY	27/07/2012	-300.00	INV	STUDENT EXHIBITION 2012-ITEM SOLD	300.00
57837	JAN ADAMS PO BOX 413	27/07/2012	-135.00	INV	STUDENT EXHIBITION 2012-ITEM SOLD	135.00
57838	JEAN SIMMONDS 2 BRACKEN COURT	27/07/2012	-487.50	INV	STUDENT EXHIBITION 2012-ITEM SOLD	487.50
57839	HELEN DEAN 61 CORNWALL STREET	27/07/2012	-142.50	INV	STUDENT EXHIBITION 2012-ITEM SOLD	142.50
57840	CLANCY HENDERSON 45 SMYTH ROAD	27/07/2012	-322.50	INV	STUDENT EXHIBITION 2012-ITEM SOLD	322.50
57841	BARBARA LEONARD 13 HOOLEY STREET	27/07/2012	-9.00	INV	STUDENT EXHIBITION 2012-ITEM SOLD	9.00
57842	MARGARET PASS 138 HOLLAND STREET	27/07/2012	-105.00	INV	STUDENT EXHIBITION 2012-ITEM SOLD	105.00
57843	VERONICA BELLEMORE 82 THE AVENUE	27/07/2012	-225.00	INV	STUDENT EXHIBITION 2012-ITEM SOLD	225.00
57844	IDA KILLIGREW 4 RIVER WAY	27/07/2012	-93.75	INV	STUDENT EXHIBITION 2012-ITEM SOLD	93.75
57845	SARAH-MAY BAXTER 53 LOCH STREET	27/07/2012	-375.00	INV	STUDENT EXHIBITION 2012-ITEM SOLD	375.00
57846	PETER JANNEY 9 HAMMOND ROAD	27/07/2012	-202.50	INV	STUDENT EXHIBITION 2012-ITEM SOLD	202.50
57847	ALIX KORTE 2 GOONANG ROAD	27/07/2012	-802.50	INV	STUDENT EXHIBITION 2012-ITEM SOLD	802.50



CITY OF NEDLANDS

All Payments 1/07/2012 to 31/07/2012

Database: LIVE

Page: 6

Chq/Ref	Pavee	Date	Amount	Tran	Description	Amount
57848	JENNI LYONS 3 CATESBY STREET	27/07/2012	-90.00	INV	STUDENT EXHIBITION 2012-ITEM SOLD	90.00
57849	JUDY BROWN 13/160 HAMPDEN ROAD	27/07/2012	-93.75	INV	STUDENT EXHIBITION 2012-ITEM SOLD	93.75
57850	RENATA GOLAWSKI 30 MARTIN AVENUE	27/07/2012	-352.00	INV	REPLACEMENT TREE	352.00
57851	JUNDAO HEE 45 FOLLAND PARADE	27/07/2012	-140.00	INV	REIMBURSED FEES	140.00
57852	ELIZABETH MATTHEWS 127 VICTORIA AVE	27/07/2012	-250.00	INV	12/13 SPONSOR INITIATIVES FUND	250.00
57853	HAMISH ST GEORGE 29 NEVILLE ROAD	27/07/2012	-250.00	INV	12/13 SPONSOR YOUTH INITIATIVE	250.00
57854	MITCH BARRINGTON 5 JUTLAND PARADE	27/07/2012	-250.00	INV	12/13 SPONSOR YOUTH INITIATIVE	250.00
57855	BRENDAN MASCARENHAS 12 WILLIAMS ROA	27/07/2012	-250.00	INV	12/13 SPONSOR YOUTH INITIATIVE	250.00
57856	THOMAS FORBES 36 LANGHAM STREET	27/07/2012	-250.00	INV	12/13 SPONSOR YOUTH INITIATIVE	250.00
57857	COMPASS POOLS PERTH 79 FURNISS RD	27/07/2012	-112.50	INV	OVERPAID PLANNING APPLICATION	112.50
57858	OLD MACDONALDS FARMS PO BOX 2139	27/07/2012	-400.00	INV	DRC ACTIVITIES	400.00
57859	MS E STEINHARDT 24 OLD JACARANDA WA	27/07/2012	-67.50	INV	COURSE REFUND	67.50
57860	MS M PASS 138 HOLLAND STREET	27/07/2012	-200.00	INV	COURSE REFUND	200.00
57861	COVS PARTS PTY LTD	30/07/2012	-82.76	INV	6X 7 POLE PLUG-METAL SMALL	82.76
57862	MS H J DEAN	30/07/2012	-376.00	INV	SCHOOL HOL WK 1&2 TERM 3	376.00
57863	FORESHORE REHABILITATION & LANDSCAP	30/07/2012	-4,378.00	INV	SWANBOURNE FENCING	4,378.00
57864	COUNCILLOR B G HODSDON	30/07/2012	-737.49	INV	COUNCILLORS ALLOWANCE AUGUST 2012	737.49
57865	MCINERNEY FORD	30/07/2012	-808.85	INV	AUTO TRANSMISSION SERVICE	808.85
57866	NAPOLEON STREET NEWSAGENCY	30/07/2012	-529.30	INV	MAGAZINE SUBSCRIPTIONS JUNE 2012	395.77
				INV	MAGAZINE SUBSCRIPTIONS JUNE 2012	133.53
57867	SYNERGY	30/07/2012	-3,613.75	INV	ELECTRICITY 16/5-16/7/12	543.05
				INV	ELECTRICITY 17/5-16/7/12	23.45
				INV	ELECTRICITY 17/5-14/7/12	58.75
				INV	ELECTRICITY 17/5-14/7/12	68.30



CITY OF NEDLANDS

All Payments 1/07/2012 to 31/07/2012

Database: LIVE

Page: 7

Chq/Ref	Pavee	Date	Amount	Tran	Description	Amount
				INV	ELECTRICITY 20/5-16/7/12	199.45
				INV	ELECTRICITY 17/5-16/7/12	108.10
				INV	ELECTRICITY 18/5-16/7/12	2,268.55
				INV	ELECTRICITY 17/5-14/7/12	42.80
				INV	ELECTRICITY 17/5-14/7/12	81.95
				INV	ELECTRICITY 17/5-16/7/12	149.90
				INV	ELECTRICITY 17/5-16/7/12	69.45
57868	TOWN OF CLAREMONT	30/07/2012	-257.93	INV	NATIONAL YOUTH WEEK APRIL12	257.93
57869	CITY OF NEDLANDS PETTY CASH	30/07/2012	-616.10	INV	RECOUP PETTY CASH W/E WAA	84.55
				INV	RECOUP PETTY CASH W/E 27/07/12 TRESILLIAN	243.55
				INV	RECOUP PETTY CASH W/B 30/07/12 ADMIN	288.00
	Total CHEQUE		-\$270,158.51			
EFT						
PY01-01	NAB - MUNICIPAL ACCOUNT	03/07/2012	-247,681.44			
PY01-02	NAB - MUNICIPAL ACCOUNT	17/07/2012	-248,188.69			
PY01-03	NAB - MUNICIPAL ACCOUNT	31/07/2012	-248,300.96			
550	EFT TRANSFER: - 10/07/2012	10/07/2012	-752,271.44	550.10024	Lawn Doctor	
				INV	LAWNMOWING MAY 2012	4,199.93
				550.10405	White Eagle Commercial Cleaning	
				INV	CLEANING NEDLANDS LIB 1/6-30/6/12	1,882.10
				550.10731	Green Skills (Eco Jobs)	
				INV	TREE PLANTING MAY/JUNE 2012	15,950.00
				550.11296	Budget Rent a Car	
				INV	VEHICLE RENTAL 1DIZ410 24/5/12	1,524.60
				550.11634	Councillor N Horley	
				INV	COUNCILLORS ALLOWANCE JULY 2012	737.49
				550.11804	West Australian Local Government Assoc	
				INV	DEVELOPMENT COURSE	225.00
				INV	MARKETFORCE ADVERT MAY 2012	1,573.00
				INV	ADVERTISING LEVY DIFF RATES	1,192.82
				INV	NATIONAL VOLUNTEER WEEK	370.33
				INV	MEETING PROCEDURES 25/6/12	434.50
				550.11975	JLR PUMPS	
				INV	INSTALL S/S GRUNDFOS SP8	8,753.80



CITY OF NEDLANDS

All Payments 1/07/2012 to 31/07/2012

Database: LIVE

Page: 8

<u>Chq/Ref</u>	<u>Pavee</u>	<u>Date</u>	<u>Amount</u>	<u>Tran</u>	<u>Description</u>	<u>Amount</u>
550.12038					WA ENERGY CONSULTANTS PTY LTD	
	INV				MAR-MAY 2012 METER READINGS	108.90
550.12118					Councillor I Argyle	
	INV				COUNCILLORS ALLOWANCE JULY 2012	737.49
550.12232					Dymocks Claremont	
	INV				LOCAL BOOK STOCK	11.96
	INV				LOCAL STOCK RESOURCES	445.55
550.12532					TOTAL EDEN PTY LTD	
	INV				FITTINGS FOR MASONS GARDENS	10,877.20
	INV				FITTINGS FOR CARRINGTON PARK	1,807.38
	INV				FITTINGS FOR THE MARLOWS	4,783.06
	INV				FITTINGS FOR JONES PARK	1,218.42
	INV				FITTINGS FOR GENESTA PARK	1,170.27
550.12544					Councillor T P James	
	INV				COUNCILLORS ALLOWANCE JULY 2012	737.49
550.12546					Greenway Enterprises	
	INV				KNAPSACK SPRAYER 12LTR	229.16
550.12551					Weston Road Systems	
	INV				LINEMARKING LOUISE & JENKINS AVE	775.50
	INV				LINEMARKING VINCENT & JENKINS ST	924.00
	INV				LINEMARKING JENKINS & MOUNTJOY RD	775.50
	INV				LINEMARKING DALKEITH & JENKINS AVE	693.00
550.1260					Choice One Pty Ltd	
	INV				DUMAS WAGES 01/06/12	311.85
550.12677					Wilson Security	
	INV				NED/LIB PATROL SERVICE 1/5-31/5/12	304.89
550.12777					PERTH IRRIGATION CENTRE	
	INV				FITTINGS & CONVERTER	384.58
	INV				IRRIGATION CONVERTER	521.20
	INV				CONTROL FOR MOSSVALE GARDENS	981.75
550.12847					LANIER (AUSTRALIA) PTY LTD	
	INV				COPIER/PRINTER LEASES & COPY CHGS-31/5/12	9,426.79
550.12885					Raeco/CEI Pty Ltd	
	INV				HINGE TAPE	87.22
	INV				NEDLANDS LIB RAECO	272.35
550.12890					Mr M R Cole	
	INV				INTERNET REIMBURSEMENT 7/5-7/6/12	69.95
550.12941					ISIS CAPITAL LIMITED	



CITY OF NEDLANDS

All Payments 1/07/2012 to 31/07/2012

Database: LIVE

Page: 9

<u>Chq/Ref</u>	<u>Pavee</u>	<u>Date</u>	<u>Amount</u>	<u>Tran</u>	<u>Description</u>	<u>Amount</u>
				INV	SOFTWARE RENTAL 1/5-31/7/12	3,136.38
				INV	SOFTWARE RENTAL 1/6-31/8/12	9,811.73
				550.12970	Cardno (WA) Pty Ltd	
				INV	APR-MAY'12 SURVEY SERVICES	13,395.25
				550.12985	Mr R M Hipkins	
				INV	MAYORAL ALLOWANCE JULY 2012	4,833.33
				550.13278	LANDFILL GAS AND POWER PTY LTD	
				INV	NED/LIB A/CON ELECTRICITY 1/5-1/6/12	2,114.30
				550.13289	Graffiti Systems Australia	
				INV	GRAFFITI REMOVAL MAY 2012	2,214.74
				550.13305	Councillor K E Collins	
				INV	COUNCILLORS ALLOWANCE JULY 2012	1,465.82
				550.13306	Mr R M Binks	
				INV	COUNCILLORS ALLOWANCE JULY 2012	737.49
				550.13307	M L Somerville-Brown	
				INV	COUNCILLORS ALLOWANCE JULY 2012	737.49
				550.13316	SAFETY WORLD	
				INV	SAFETY WEAR	625.90
				550.13369	DATA#3 LIMITED	
				INV	NOKIA C1-01 WARM GREY HANDSET	66.00
				INV	3X SAMSUNG 22" LED,LEADTEK PCLE QUADRO 300NVS	1,123.83
				INV	REMOTE OPERATIONS MNGMNT SVCE	32,563.60
				550.13381	Carrington's Traffic Services	
				INV	28/5/12-1/6/12 TRAFFIC MANAGEMENT	13,373.03
				550.13384	Harvey Fresh	
				INV	MILK SUPPLY	66.15
				INV	MILK SUPPLY	66.15
				INV	MILK SUPPLY	66.15
				550.13412	QUICK CORPORATE AUSTRALIA	
				INV	STATIONERY/PLANNING	772.73
				INV	30RM PAPER A4 CANE FIELDS 80 GSM WHT	131.67
				550.13476	ROAD SIGNS AUSTRALIA PTY LTD	
				INV	SAFETY SIGNS	126.72
				INV	RE BAND STREET BLADES	158.73
				550.13521	ESSENTIAL OFFICE PRODUCTS	
				INV	SERVICE - REPAIR SI299 INVERTER	242.00
				550.13534	Nu-Trac Rural Contracting	



CITY OF NEDLANDS

All Payments 1/07/2012 to 31/07/2012

Database: LIVE

Page: 10

<u>Chq/Ref</u>	<u>Pavee</u>	<u>Date</u>	<u>Amount</u>	<u>Tran</u>	<u>Description</u>	<u>Amount</u>
				INV	SWANBOURNE BEACH CLEANING 1/6/12	620.13
550.13568					Digital Mapping Solutions	
				INV	DMS - Intramap Public Implementation for Nedlands	5,016.00
550.13713					Kinetic Health Group Pty Ltd	
				INV	MEDICAL FEES	554.90
550.13735					Information Proficiency	
				INV	COMPLIANCE CONSULTANT 6/5-19/5	907.50
550.13755					Analytical Reference Laboratory (WA	
				INV	ASBESTOS ID-PLM	60.50
550.13772					Ms D E Blake	
				INV	INTERNET REIMBURSEMENT 19/5-19/06/12	69.95
550.13828					Safer Sands Pty Ltd	
				INV	MACHINE CLEAN SAND PIT	1,659.60
550.13845					Councillor K E Walker	
				INV	COUNCILLORS ALLOWANCE JULY 2012	737.49
550.13846					Councillor N W Shaw	
				INV	COUNCILLORS ALLOWANCE JULY 2012	737.49
550.13854					Gavin Construction	
				INV	JOHN LECKIE PAV REFURB	403,685.88
550.13856					Councillor J Porter	
				INV	COUNCILLORS ALLOWANCE JULY 2012	737.49
550.13857					Councillor L McManus	
				INV	COUNCILLORS ALLOWANCE JULY 2012	737.49
550.13872					Councillor B Hassell	
				INV	COUNCILLORS ALLOWANCE JULY 2012	737.49
550.13931					Enviro Sweep	
				INV	SWEEPING SERVICE 1/5-31/5/12	14,769.23
				INV	MONTHLY SWEEPING MAY2012	2,702.01
550.13934					PETER MICKLESON	
				INV	INTERNET REIMBURSEMENT	50.00
550.13936					Tenderlink.com	
				INV	M'SHIP PAYMENT-TRAINING	2,750.00
550.13960					Parking Association of Aust Inc	
				INV	MEMBERSHIP 12/13 PARKING ASSOC	220.00
550.2075					Landgate	
				INV	TITLE SEARCHES MAY 2012	192.00
550.210					Apace Aid Inc	
				INV	PLANT SUBSIDY SCHEME 2012	2,943.00



CITY OF NEDLANDS

All Payments 1/07/2012 to 31/07/2012

Database: LIVE

Page: 11

<u>Chq/Ref</u>	<u>Pavee</u>	<u>Date</u>	<u>Amount</u>	<u>Tran</u>	<u>Description</u>	<u>Amount</u>
			550.2262		Elliott's Irrigation Pty Ltd	
			INV		IRRIGATION REPAIRS	109.14
			550.3055		Holton Connor Pty Ltd	
			INV		ARCHITECTURAL SVCES-J LECKIE PAV CLM 23	2,530.00
			550.350		Aust Institute of Management	
			INV		WORK PRIORITIES ASSESSMENT 1/5-30/5/12	220.00
			550.3660		Harbottle On-Premise	
			INV		10 PK HYLAS SPR/WTR STILL PET 600ML-ISP W/SHOPS	96.00
			550.380		Australian Taxation Office	
			INV		Payroll Deduction	67,753.58
			550.4150		LO-GO Appointments	
			INV		W/E 16/6/12 M ROACH CASUAL	1,892.00
			INV		W/E 2/6/12 M ROACH CASUAL	1,892.00
			INV		W/E 9/6/12 M ROACH CASUAL	1,513.60
			INV		CASUAL STAFF D TRANQUILLE W/E 16/6/12	1,465.20
			INV		CASUAL STAFF D TRANQUILLE W/E 2/6/12	671.55
			INV		CASUAL STAFF D TRANQUILLE W/E 9/6/12	1,383.80
			550.4500		McLeods Barristers & Solicitors	
			INV		LEGAL SERVICES TICKET MACHINES	575.85
			550.4527		MEN OF THE TREES	
			INV		PLANT STOCK	7,778.00
			550.4548		MICROCOM PTY LTD	
			INV		THIN WALLED ROAD TUBE	176.00
			550.5592		PLACER MANAGEMENT GROUP	
			INV		AMANDA CRONIN 18/6-22/6/12	1,763.44
			550.5716		Professional PC Support	
			INV		COMPUTER EQUIPMENT/MTCE	455.00
			550.6560		Southern Scene Pty Ltd	
			INV		MT CLARE LIBRARY STOCK	108.37
			INV		LOCAL STOCK	54.19
			550.6820		Swanbourne Veterinary Centre	
			INV		POUND FEES	434.50
			550.741		Boyan Electrical Services	
			INV		REPLACE IGNITER LAMP	578.60
			INV		RESET CIRCUIT BREAKER	88.00
			INV		CALLOUT FOR LIGHT DISCONNECTION	88.00
			INV		REWired LIGHTS BIRDWOOD PDE	982.30



CITY OF NEDLANDS

All Payments 1/07/2012 to 31/07/2012

Database: LIVE

Page: 12

<u>Chq/Ref</u>	<u>Pavee</u>	<u>Date</u>	<u>Amount</u>	<u>Tran</u>	<u>Description</u>	<u>Amount</u>
				INV	REPLACE RCD'S ON SWITCHBOARD	940.50
				550.8010	Corporate Express Australia Ltd	
				INV	PROCC KLEENEX TOWELS	116.67
				INV	COPIER LABELS	88.41
				INV	COUNCIL KITCHEN SUPPLIES	176.82
				550.8242	West Metro Regional Council	
				INV	WASTE DISPOSAL	9,482.54
				INV	WASTE DISPOSAL 1/6-8/6/12	22,416.76
				INV	WASTE DISPOSAL 18/6-22/6/12	16,037.75
				550.860	Bunnings Group Limited	
				INV	DRILL BITS, HASP & STAPLE	27.26
				INV	MASONRY DRILL BIT & ANCHORS	18.56
				INV	BUILDING SUPPLIES	44.14
				INV	BUILDING SUPPLIES	56.91
				INV	BUILDING SUPPLIES	59.93
				INV	BUILDING SUPPLIES	22.00
				INV	BUILDING SUPPLIES	26.70
				550.9872	Civica Pty Ltd	
				INV	MS - DR & ADMIN SVCES JULY 2012	7,931.00
551	EFT TRANSFER: -	18/07/2012				
		16/07/2012	-300,874.30	551.100	Advantech Mobile Auto Electrics	
				INV	VEHICLE REPAIRS	776.00
				551.10210	EDUCATIONAL EXPERIENCE PTY LTD	
				INV	TOYS & EQUIP FOR TRESILLIAN PLAY CNTR	438.50
				551.10248	MIRACLE RECREATION EQUIPMENT	
				INV	REMOVAL OF SHADE SAILS	2,200.00
				551.1080	Carramar Coastal Nursery	
				INV	PURCHASE OF VARIOUS PLANTS	9,540.30
				551.10994	Westside Fire Services	
				INV	TEST FIRE EQUIPMENT 1/6-31/8/12	332.75
				INV	TEST FIRE EQUIPMENT 1/6-31/8/12	323.40
				551.11255	Tim Eva's Nursery	
				INV	PURCHASE OF VARIOUS PLANTS	3,729.00
				551.11272	FURNACE TECHNOLOGIES PTY LTD	
				INV	CALL OUT TO CHECK KILNS	132.00
				551.11284	Australia Post	
				INV	POSTAGE	5,044.94
				551.11353	DICK SMITH ELECTRONICS PTY LTD	
				INV	INET COMPUTER CLASSES	514.14



CITY OF NEDLANDS

All Payments 1/07/2012 to 31/07/2012

Database: LIVE

Page: 13

<u>Chq/Ref</u>	<u>Pavee</u>	<u>Date</u>	<u>Amount</u>	<u>Tran</u>	<u>Description</u>	<u>Amount</u>
			551.115		AJ Auto & Marine Upholstery	
			INV		TOYOTA HIACE REPAIRS	352.00
			551.11795		James Donaldson	
			INV		RUBBISH COLLECTION 6/7-27/7/12	400.00
			INV		RUBBISH COLLECTION 1/06-30/06/12	900.00
			INV		RUBBISH COLLECTION 1/05-28/05/12	800.00
			551.11804		West Australian Local Government Assoc	
			INV		POST NEWSPAPERS	930.18
			INV		RFT 11/12 JETTING/EDUCTING	685.04
			INV		WALGA BREAKFAST SERIES	77.00
			INV		WALGA BREAKFAST SERIES	77.00
			INV		DRAFT OLD SWANBOURNE HOSPITAL	762.76
			INV		TONI JAMES COURSES	929.50
			INV		LAND PLANNING SEMINAR	395.00
			INV		EMERGENCY MANAGEMENT FORUM	95.00
			INV		MARKETFORCE ADVERTISING MAY12	654.13
			INV		WEST AUSTRALIAN 07/04/12	594.66
			INV		WEST AUSTRALIAN 31/03/12	299.21
			INV		LG VACANCIES PAGE DEVELOPMENT	654.13
			INV		DEVELOPMENT COMPLIANCE AD	5,110.12
			INV		THE WEST ADVERTISEMENT	654.13
			INV		ADVERTISEMENT TECHNICAL DIRECTOR	10,841.68
			551.11822		SEEK LIMITED	
			INV		JOB AD PACK X10	1,848.00
			551.11975		JLR PUMPS	
			INV		INSTALL S/S GRUNDFOS SP5	7,470.10
			551.12026		Bolinda Publishing Pty Ltd	
			INV		LIBRARY LOCAL STOCK	108.46
			INV		LIBRARY LOCAL STOCK	54.23
			551.12079		COMPLETE PEST MANAGEMENT SERVICES	
			INV		MONTHLY PEST INSPECTION	181.50
			INV		MONTHLY PEST INSPECTION	181.50
			INV		MONTHLY PEST INSPECTION	181.50
			551.12222		Conservation Volunteers Australia	
			INV		PROJ CONTRIBUTION-SWANB DUNES	2,640.00
			551.12232		Dymocks Claremont	
			INV		LOCAL BOOK STOCK	23.96
			551.12284		Pusey's Puffs	



CITY OF NEDLANDS

All Payments 1/07/2012 to 31/07/2012

Database: LIVE

Page: 14

<u>Chq/Ref</u>	<u>Pavee</u>	<u>Date</u>	<u>Amount</u>	<u>Tran</u>	<u>Description</u>	<u>Amount</u>
				INV	CATERING	66.00
551.12317					TECHSAND PTY LTD	
				INV	CONSTRUCT FOOTPATH 20/03/12	16,172.72
551.12333					City Rubber Stamps & Trophies	
				INV	BLUE P24 CORPORATE STAMP	51.00
				INV	3X 2860 CLASSIC LINE DATE STAMPS-BLDG	126.00
551.1235					CBCA WA Branch Inc	
				INV	VARIOUS BOOKS	70.00
551.12357					Nedlands Newspaper Delivery	
				INV	NEDLANDS LIB NPAPER 20/5-16/6/12	214.04
551.12358					SORENSEN SHORT & ASSOC	
				INV	FEATURE & CONTOUR SURVEY	1,705.00
551.12413					Cannon Hygiene Australia Pty Ltd	
				INV	NCC SANITARY UNIT DISPOSAL	1,086.85
551.12456					WA PROFILING	
				INV	BOBCAT HIRE NTH ST COTTESLOE	1,064.21
				INV	HIRE W210 NTH ST COTTESLOE	10,731.93
				INV	BOBCAT HIRE NTH ST COTTESLOE	2,251.48
551.12546					Greenway Enterprises	
				INV	40 BAMBOO STAKES	989.90
551.12563					AZ Clear	
				INV	REMOVE ASBESTOS SHEETS-CLELAND ST	275.00
551.12580					LG NET	
				INV	ONLINE ADVERTISING	132.00
				INV	ONLINE ADVERTISING	132.00
				INV	ONLINE ADVERTISING	132.00
551.12622					Charles Service Company	
				INV	CLEANING TRESILLIAN MAY 2012	1,894.08
551.12735					COMFORT KEEPERS	
				INV	CARE SVCES MAY 2010 - HACC CLIENTS	1,590.76
551.12762					Assa Abloy Entrance Systems Aust Ptd Ltd	
				INV	SERVICED AUTO DOORS	215.60
				INV	SERVICED AUTO DOORS	107.80
551.12835					Information Enterprises Australia Pty Ltd	
				INV	DISASTER WORKSHOP 22/06/12	385.00
551.12885					Raeco/CEI Pty Ltd	
				INV	MT CLAREMONT BOOKGUARD	410.08
551.12960					Atlantic Therapy Services	



CITY OF NEDLANDS

All Payments 1/07/2012 to 31/07/2012

Database: LIVE

Page: 15

<u>Chq/Ref</u>	<u>Pavee</u>	<u>Date</u>	<u>Amount</u>	<u>Tran</u>	<u>Description</u>	<u>Amount</u>
				INV	ASSIST W/DAY RESPITE @NCC	263.92
				551.13010	Quick Colourprint	
				INV	NAME BADGES	45.90
				INV	NAME BADGE	71.80
				INV	500 BUSINESS CARDS	356.00
				551.13015	Austral Mercantile Collections Pty	
				INV	RATES COLLECTION FEES JUNE12	2,099.16
				551.13042	TOTALLY WORKWEAR	
				INV	WORKWEAR	1,070.45
				551.13093	D & T ASPHALT PTY LTD	
				INV	SUPPLY/LAY ASPHALT NED RUGBY	1,897.50
				INV	SUPPLY/LAY ASPHALT	2,536.38
				551.13095	Rentokil Initial Pty Ltd	
				INV	JUN 12 INDOOR PLANT HIRE & MAINT-CRP/SVCE	198.14
				551.13123	TOLL PRIORITY	
				INV	NEDLANDS - LEEDERVILLE 13/6/12	25.21
				551.13218	FAST FINISHING SERVICES	
				INV	BINDING - COUNCIL MINUTES VOL 278-281	254.10
				551.13267	Dept of Transport	
				INV	PERTH CYCLE MAPS	132.00
				551.13268	PPC WORLDWIDE PTY LTD	
				INV	EAP AGREEMENT 1/7/12-30/6/13	8,340.20
				551.13290	Mr V R Senathirajah	
				INV	MOBILE REIMBURSEMENT MAY 2012	80.95
				INV	MOBILE PHONE REIMBURSEMENT JUNE 12	72.99
				551.13296	DAVID KELSALL	
				INV	HERITAGE ADVICE	198.00
				551.13381	Carrington's Traffic Services	
				INV	TRAFFIC MANAGEMENT LISLE ST	415.25
				INV	TRAFFIC MANAGEMENT NORTH ST	1,764.81
				INV	TRAFFIC CONTROL UNDERWOOD AVE	332.20
				551.13384	Harvey Fresh	
				INV	MILK SUPPLY	69.39
				551.13412	QUICK CORPORATE AUSTRALIA	
				INV	PLANNING - STATIONERY	155.71
				551.13476	ROAD SIGNS AUSTRALIA PTY LTD	
				INV	SAFETY SIGNS	28.60
				INV	NUTS, BOLTS & WASHERS	1,608.75



CITY OF NEDLANDS

All Payments 1/07/2012 to 31/07/2012

Database: LIVE

Page: 16

<u>Chq/Ref</u>	<u>Pavee</u>	<u>Date</u>	<u>Amount</u>	<u>Tran</u>	<u>Description</u>	<u>Amount</u>
				INV	PARKING SIGN PLATES	827.20
			551.13477		Youth Affairs Council of WA	
				INV	REG FEES FOR YACWA	506.00
			551.13581		Captain Stirling IGA Supermarket	
				INV	CATERING SUPPLIES	109.18
			551.13628		Liquor Barons Dalkeith	
				INV	12 BOTTLES OF WINE	221.76
			551.13693		Elan Media Partners Pty Ltd	
				INV	LIBRARY DVDS	73.62
				INV	LIBRARY DVDS	80.72
			551.13713		Kinetic Health Group Pty Ltd	
				INV	CARIS CHAMBERLAIN MEDICAL	236.50
				INV	TANJA RIESCH MEDICAL	148.50
				INV	AMINA SYED MEDICAL	148.50
				INV	JANET HARRIS WORK ASSESSMENT	220.00
				INV	HAMISH MACARTHUR MEDICAL	148.50
			551.13728		FOI (WA) Services, Advice & Solutions - Consultants	
				INV	FOI CONSULTANT 1/5-12/6/12	2,700.00
			551.13733		West Coast Spring Water P/L	
				INV	15LTR WATER PROCC	13.50
				INV	COOLER RENTAL	187.30
			551.13741		Dave's Landscaping & Brickpaving	
				INV	LIFT PAVING & REMOVE ROOTS	297.00
			551.13765		Officino	
				INV	DELTA DRAFTING STOOLS	627.50
			551.13802		Kool Digital Graphics	
				INV	10,000 NEWSLETTERS	4,400.00
			551.13818		Civic Legal	
				INV	LEGAL FEES AGAINST CITY	1,900.25
			551.13824		ALS Library Services Pty Ltd	
				INV	LOCAL STOCK RESOURCES	24.79
				INV	LOCAL STOCK RESOURCES	122.40
			551.13861		ADT Security	
				INV	ALARM RESPONSE-23/3/12 DEPOT FENCE	93.50
			551.13869		Instant Products Hire	
				INV	2 ROOM SITE OFFICE 001578	14,575.00
			551.13883		Oliver's Lawn & Landscaping Pty Ltd	
				INV	IRRIGATION MAINTENANCE JUNE 2012	3,080.00



CITY OF NEDLANDS

All Payments 1/07/2012 to 31/07/2012

Database: LIVE

Page: 17

<u>Chq/Ref</u>	<u>Pavee</u>	<u>Date</u>	<u>Amount</u>	<u>Tran</u>	<u>Description</u>	<u>Amount</u>
551.13887					Shamrock Tyres	
	INV				BORE STAIN REMOVAL	1,408.00
551.13906					Studio Baan Architects Pty Ltd	
	INV				CRUICKSHANK DESIGN	2,019.60
	INV				COMPLETION OF CRUICKSHANK DESIGN	1,100.00
551.13914					Maryann Pragnell	
	INV				COMPUTING INTRO 7/5-2/6/12	720.00
551.13915					Schmick Steel Work	
	INV				BUSH TO BEACH SIGNAGE	2,202.75
551.13918					Pirtek Malaga	
	INV				HOSE ASSEMBLY-DINGO MINI LOADER	214.79
551.13937					Doghouse Media Pty Ltd	
	INV				WEBSITE REDESIGN	23,000.00
551.13957					Doak-Smith Architecture	
	INV				ENERGY EFFICIENCY REVIEW/REPORT-CLB RENOVATIONS	440.00
551.1427					City of Stirling	
	INV				153X DELIVERED MEALS FOR DRC MAY 2012	1,071.00
	INV				157X DELIVERED MEALS FOR DRC JUN 2012	1,099.00
	INV				FOOD SERVICES MAY 2012	1,278.90
551.2685					GALLERY 360 PTY LTD	
	INV				HOOKS & WIRES - HANGING EXHIB	502.40
551.346					AHRI Ltd	
	INV				WORKSHOPS 25&28/9/12	1,640.00
551.350					Aust Institute of Management	
	INV				FACILITATION SKILLS 9/07-11/07/12	1,020.00
	INV				DECISION MAKING COURSE 3/5-4/5/12	150.00
551.360					Australia Post	
	INV				REPLY PAID LETTERS	11.54
	INV				BPAY/CCARD TRANSACTION FEE	27.28
551.4150					LO-GO Appointments	
	INV				CASUAL STAFF M ROACH 18/6-22/6/12	1,892.00
	INV				CASUAL STAFF M ROACH 25/6-29/6/12	1,892.00
	INV				CASUAL STAFF M ROACH 2/7-6/7/12	1,892.00
551.4500					McLeods Barristers & Solicitors	
	INV				COMPLIANCE-STRZELECKI HOLDINGS	370.26
	INV				SAT REVIEW NOTICE TYRELL ST	2,003.43
	INV				SHORT STAY ACCOM NO.2 HYNES RD DALKEITH	676.22



CITY OF NEDLANDS

All Payments 1/07/2012 to 31/07/2012

Database: LIVE

Page: 18

<u>Chq/Ref</u>	<u>Pavee</u>	<u>Date</u>	<u>Amount</u>	<u>Tran</u>	<u>Description</u>	<u>Amount</u>
				INV	ANOMALIES - WARATAH AVE	2,671.20
				INV	FRANCO 38/40 JUTLAND PDE	92.52
				INV	MELVISTA LDE MULTI DWELLINGS	512.67
				INV	BREACH BUILDING REGS 129 VIC AVENUE	1,533.31
				INV	NON COMPLIANT SWIMMING POOL	198.00
				INV	SWANBOURNE BEACH PROPOSAL	1,038.73
				INV	29 BROADWAY BUILDING ORDER	1,038.75
				551.4527	MEN OF THE TREES	
				INV	VARIOUS PLANTS	3,906.00
				551.4660	MODERN TEACHING AIDS PTY LTD	
				INV	OUTSIDE TOYS	163.48
				551.4959	NEDLANDS TYRE SERVICE	
				INV	TYRES 2X 245/75R 16 CONTI VANCO 4SEASON	754.00
				INV	TYRES 1X 215/50R17 V04L KH17 91V	265.00
				INV	TYRES 4X BSTONE 245/70R16 D694	1,293.00
				551.5341	PARK MOTOR BODY BUILDERS	
				INV	REPAIR TO HINO/BRUSHCUTTER/BLOWER	1,210.00
				551.5592	PLACER MANAGEMENT GROUP	
				INV	AMANDA CRONIN 4/6-8/6/12	1,410.75
				INV	AMANDA CRONIN 11/6-15/6/12	1,763.44
				INV	MARIANNA LEACH 11/6-15/6/12	1,993.20
				INV	MARIANNA LEACH 29/5-1/6/12	1,584.00
				INV	AMANDA CRONIN 25-29/6/12	1,457.78
				INV	MARIANNA LEACH 25-29/6/12	2,032.80
				INV	MARIANNA LEACH 18-22/6/12	910.80
				INV	TIM REYNOLDS FINANCE	1,881.00
				551.6491	SIGMA DATA SOLUTIONS	
				INV	KOFAX ASCENT LICENSE/SUPPORT	4,191.00
				551.6600	St John Ambulance Australia	
				INV	REFRESHER FIRST AID	137.50
				551.760	Brealey Plumbing Service	
				INV	SUPPLY DOWNPIPES & SOAKWELLS	1,485.00
				INV	UNBLOCK SEWER	286.00
				INV	MTC PLAYGROUP MAINTENANCE	198.00
				INV	PLUMBING MAINT-BEATON PK	143.00
				551.7675	Landgate - GRV	
				INV	GRV'S 26/5-8/6/12 SCHDL G2012/12	390.65
				551.800	Brown McAllister Surveyors	



CITY OF NEDLANDS

All Payments 1/07/2012 to 31/07/2012

Database: LIVE

Page: 19

<u>Chq/Ref</u>	<u>Pavee</u>	<u>Date</u>	<u>Amount</u>	<u>Tran</u>	<u>Description</u>	<u>Amount</u>
				INV	SURVEY OF ROAD CLOSURE	3,025.00
				551.8010	Corporate Express Australia Ltd	
				INV	NEDLANDS LIB STATIONERY	799.72
				INV	NEDLANDS LIB STATIONERY	1,421.74
				INV	MTC LIBRARY STATIONERY	184.31
				INV	PROCC CLEANING	116.66
				551.8240	Western Educing Service	
				INV	RUBBISH COLLECTION 18/6-20/6/12	7,643.02
				INV	RUBBISH COLLECTION 11/06-13/06/12	11,328.68
				INV	RUBBISH COLLECTION 11/06-14/06/12	9,227.90
				INV	RUBBISH COLLECTION AREA 11	10,516.66
				551.8242	West Metro Regional Council	
				INV	WASTE DISPOSAL	787.39
				INV	WASTE DISPOSAL 11/6-15/6/12	17,805.48
				551.860	Bunnings Group Limited	
				INV	BUILDING PRODUCTS & MATERIALS	85.03
				INV	BUILDING SUPPLIES	57.77
				INV	BUILDING SUPPLIES	31.40
				INV	BUILDING SUPPLIES	21.00
				INV	BUILDING SUPPLIES	43.72
				INV	BUILDING SUPPLIES	89.35
				INV	BUILDING SUPPLIES	65.00
				INV	BUILDING SUPPLIES	69.18
				INV	BUILDING SUPPLIES	37.49
				INV	BUILDING SUPPLIES	23.83
				INV	BUILDING SUPPLIES	50.43
				INV	BUILDING SUPPLIES	45.29
				INV	BUILDING SUPPLIES	371.10
				551.8759	MP Electrolocation Pty Ltd	
				INV	REVERSE CR 8159-S/BE AN INVOICE	1,035.00
				INV	SCANNING SERVICES-ARCHDEACON ST	1,325.00
552	EFT TRANSFER: - 24/07/2012	23/07/2012	-275,816.60	552.100	Advantech Mobile Auto Electrics	
				INV	SUP/FIT DELCO BATTERY FLT 1290	253.00
				552.10192	Local Govt Planners Association	
				INV	PLANNING & BUILDING LAW SEMINAR	300.00
				552.10495	PERTH FLYING SQUADRON YACHT CLUB (I	
				INV	STRATEGIC CATERING/ROOM HIRE	1,620.00
				552.10787	DOWNER EDI WORKS PTY LTD	



CITY OF NEDLANDS

All Payments 1/07/2012 to 31/07/2012

Database: LIVE

Page: 20

<u>Chq/Ref</u>	<u>Pavee</u>	<u>Date</u>	<u>Amount</u>	<u>Tran</u>	<u>Description</u>	<u>Amount</u>
				INV	NORTH ST SWANBOURNE	14,900.02
			552.10895		State Library of WA	
				INV	MT CLARE INTER LIB LOAN	411.30
			552.11029		DELSHINE PRODUCTS WA	
				INV	200LTR TRUCK WASH	510.00
			552.11421		COOL CLEAR WATER GROUP LTD	
				INV	170ML PAPER CUPS	132.00
			552.11660		PERTH AUTO ALLIANCE PTY LTD	
				INV	LAMP ASSEMBLY UD2D 51170C	125.11
			552.11804		West Australian Local Government Assoc	
				INV	NEWSPAPER ADVERTISING	1,239.90
				INV	RECYCLE ME MURAL ADVERTISING	2,323.88
			552.11958		Asphaltech Pty Ltd	
				INV	SUPPLY/LAY ASPHALT LISLE ST	10,155.15
			552.12026		Bolinda Publishing Pty Ltd	
				INV	LIBRARY LOCAL STOCK	44.42
			552.12117		SAI Global Ltd	
				INV	MEMBERSHIP FEE-BUYER ADV PROGRAM	448.01
			552.12180		Artist's Chronicle	
				INV	ANNUAL LISTING JULY 2012	435.00
			552.12222		Conservation Volunteers Australia	
				INV	PROJ CONTRIBUTION-SWANB DUNES	3,300.00
			552.12278		Classic Tree Services	
				INV	SECTOR 4 STREET PRUNING	2,002.00
			552.12284		Pusey's Puffs	
				INV	CATERING	90.00
			552.12292		CHARLES & VERONICA SOTO	
				INV	STUDENT TUTOR EXHIBITION CATERING	500.00
			552.12317		TECHSAND PTY LTD	
				INV	CONCRETE WORK MTC	4,532.66
				INV	CONCRETE WORK	1,166.72
			552.12362		VEHEQUIP	
				INV	C2 MOBILE PHONE & H/FREE KIT	698.00
			552.12551		Weston Road Systems	
				INV	JENKINS AVE/ROCKON RD	775.50
				INV	JENKINS AVE/WAROONGA RD	775.50
				INV	JENKINS AVE/BULIMBA RD	775.50
				INV	JENKINS AVE/TAYLOR RD	775.50



CITY OF NEDLANDS

All Payments 1/07/2012 to 31/07/2012

Database: LIVE

Page: 21

<u>Chq/Ref</u>	<u>Pavee</u>	<u>Date</u>	<u>Amount</u>	<u>Tran</u>	<u>Description</u>	<u>Amount</u>
				INV	JENKINS AVE/MARITA RD	775.50
				INV	JENKINS AVE/DOONAN RD	775.50
				INV	SWANBOURNE TOP CARPARK	7,018.00
				INV	HIBBERTIA LANE	990.00
				INV	GORDAN ST	759.00
				INV	NEDLANDS PRIMARY SCHOOL	990.00
				INV	ELIZABETH ST/VIEW WAY	990.00
				INV	ELIZABETH ST/BRUCE ST	891.00
				INV	PRINCESS VIEW WAY	979.00
				INV	PRINCESS/KINGSWAY ST	887.70
				INV	ELIZABETH ST/BROADWAY	910.80
				INV	ELIZABETH ST/KINGSWAY ST	957.00
				552.12622	Charles Service Company	
				INV	CLEANING TRESILLIAN JUNE 2012	1,511.28
				552.12735	COMFORT KEEPERS	
				INV	PETROL SURCHARGE	979.44
				INV	PETROL PROVISION HACC CLIENTS	484.79
				552.12749	Australian Native Nurseries Group	
				INV	PLANT STOCK	4,564.56
				552.12754	Armaguard	
				INV	SECURITY DAILY TAKINGS 21/5-22/6/12	1,105.50
				552.12765	PERTHWASTE PTY LTD	
				INV	TRANSPORT OF WASTE	6,646.59
				INV	WASTE, RECYCLING & GREENWASTE JUNE 2012	38,941.91
				552.12885	Raeco/CEI Pty Ltd	
				INV	MTC LIB MAY	115.75
				INV	NEDLANDS LIBRARY BOOKGUARDS ETC	162.71
				552.12914	The Worm Shed	
				INV	41 WELD ST WORM FARM	1,242.00
				552.13016	OPUS INTERNATIONAL CONSULT (PCA) LTD	
				INV	DAMIEN DOUGLAS ROMAN II SERVICES	5,948.80
				552.13060	DVA FABRICATIONS	
				INV	SLATWALL WALL PANEL	1,175.00
				552.13093	D & T ASPHALT PTY LTD	
				INV	SUPPLY & LAY BITUMEN RESOLUTION PATH 2	3,903.07
				INV	SUPPLY & LAY BITUMEN MTC FOOTPATH	3,573.90
				INV	SUPPLY/LAY BITUMEN BIRDWOOD FOOTPATH	2,821.50
				552.13095	Rentokil Initial Pty Ltd	



CITY OF NEDLANDS

All Payments 1/07/2012 to 31/07/2012

Database: LIVE

Page: 22

<u>Chq/Ref</u>	<u>Pavee</u>	<u>Date</u>	<u>Amount</u>	<u>Tran</u>	<u>Description</u>	<u>Amount</u>
				INV	CONTRACT CHARGES JULY 2012	198.14
			552.13220		Lightning Towing	
				INV	TOW AWAY FORD FESTIVA	121.00
			552.13327		By Word of Mouth Catering	
				INV	STRATEGIC CATERING FOR WORKSHOP	200.00
				INV	CATERING FOR 30 PEOPLE 1/5/12	1,405.25
			552.13347		SPEEDY HIRE	
				INV	TOILET HIRE JUNE 2012	188.56
			552.13369		DATA#3 LIMITED	
				INV	VERBATIM CD-R	132.00
			552.13381		Carrington's Traffic Services	
				INV	UNDERWOOD AVE TRAFFIC CONTROL	547.80
				INV	TRAFFIC MANAGEMENT-GORDON ST	791.59
			552.13384		Harvey Fresh	
				INV	MILK SUPPLY	69.39
			552.13476		ROAD SIGNS AUSTRALIA PTY LTD	
				INV	SAFETY SIGNS	132.00
			552.13508		Jude Ewen	
				INV	FABRIC ART CLASSES TERM 3 2012	1,128.00
			552.13558		Engagement Plus	
				INV	COUNCILLOR/EXECUTIVE TRAINING	2,026.00
			552.13568		Digital Mapping Solutions	
				INV	GIS CONSULTING SERVICES	1,672.00
			552.13581		Captain Stirling IGA Supermarket	
				INV	NCC KITCHEN SUPPLIES	172.01
				INV	CATERING FOR EVENTS	489.01
			552.13645		Environmental Health (SA) Inc	
				INV	AFSA FOOD INSPECTION PADS	765.10
			552.13650		Keepad Interactive	
				INV	STRATEGIC KEEPAD HIRE	3,638.80
			552.13653		Achievability Pty Ltd	
				INV	CERTIFICATE IN ACCESS AUDITING	1,300.00
			552.13713		Kinetic Health Group Pty Ltd	
				INV	ANDY DRANE/REBECCA BOLEY MEDICALS	385.00
				INV	LEON FLANAGAN MEDICAL	148.50
			552.13723		WILROOF Australia	
				INV	REPLACEMENT ROOF COVERING	4,840.00
			552.13733		West Coast Spring Water P/L	



CITY OF NEDLANDS

All Payments 1/07/2012 to 31/07/2012

Database: LIVE

Page: 23

<u>Chq/Ref</u>	<u>Pavee</u>	<u>Date</u>	<u>Amount</u>	<u>Tran</u>	<u>Description</u>	<u>Amount</u>
				INV	15LTR WATER PROCC	6.75
				INV	2X 15L BOTTLE SPRING WATER-PROCC	13.50
				552.13803	Snap Printing Northbridge	
				INV	A3/A4 POSTERS & BROCHURES	1,979.00
				INV	THE BUZZ BOOKLETS WINTER 2012	1,778.00
				INV	RECYCLE ME POSTCARDS	188.00
				552.13824	ALS Library Services Pty Ltd	
				INV	LOCAL BOOK STOCK	276.35
				INV	LOCAL STOCK RESOURCES	15.70
				INV	LOCAL STOCK RESOURCES	170.94
				552.13865	Expect Australia Pty Ltd	
				INV	JAPTAG 22/5-22-5	264.26
				INV	JESSICA REID TEMP	1,038.18
				552.13922	Diesel Motors Passenger	
				INV	SPARE WHEEL / TYRE	1,944.35
				552.13927	Miss Maud	
				INV	FOOD FOR COMMITTEE MEETING	245.35
				INV	CATERING COUNCILLOR W/SHOP 19/6/12	362.05
				552.13977	Engineering Approvals	
				INV	CONSULTANCY WORK	332.50
				552.1428	City of Subiaco	
				INV	KIDSPORT FUNDING	4,400.00
				INV	ROBSON REPORT CAMPAIGN-RECOUP EXPENDITURE LINC	4,467.00
				552.2077	DOMUS NURSERY	
				INV	PURCHASE OF VARIOUS PLANTS	344.91
				552.3616	J & K HOPKINS	
				INV	OFFICE DESK CHAIR	249.00
				552.4040	The Lane Bookshop	
				INV	LIBRARY LOCAL STOCK BOOKS	139.94
				INV	LIBRARY LOCAL STOCK BOOKS	78.27
				552.4150	LO-GO Appointments	
				INV	CASUAL STAFF D TRANQUILLE 18/6-22/6/12	1,729.75
				INV	CASUAL STAFF O REECE 7/6-8/6/12	691.90
				INV	CASUAL STAFF O REECE 18/6-22/6/12	1,729.75
				INV	CASUAL STAFF O REECE 11/6-14/6/12	1,343.10
				INV	CASUAL STAFF O REECE 28/5-1/6/12	1,709.40
				INV	CASUAL STAFF O REECE 20/2-24/2/12	1,709.40



CITY OF NEDLANDS

All Payments 1/07/2012 to 31/07/2012

Database: LIVE

Page: 24

<u>Chq/Ref</u>	<u>Pavee</u>	<u>Date</u>	<u>Amount</u>	<u>Tran</u>	<u>Description</u>	<u>Amount</u>
				INV	CASUAL STAFF S MCLOUGHLIN 28/5-1/6/12	1,709.40
				INV	CASUAL STAFF S MCLOUGHLIN 18/6-22/6/12	1,729.75
				INV	CASUAL STAFF S MCLOUGHLIN 5/6-8/6/12	1,383.80
				INV	CASUAL STAFF S MCLOUGHLIN 11/6-15/6/12	1,587.30
				INV	CASUAL STAFF G HOSSACK 20/2-24/2/12	1,383.80
				INV	CASUAL STAFF J MARSLAND 5/6-6/6/12	610.50
				INV	CASUAL STAFF J MARSLAND 28/5-31/5/12	915.75
				INV	CASUAL STAFF J MARSLAND	1,119.25
			552.4548		MICROCOM PTY LTD	
				INV	6V WELDED BATTERY PACK	343.20
			552.4660		MODERN TEACHING AIDS PTY LTD	
				INV	ART & CRAFT SUPPLIES	161.28
			552.4972		Neverfail Springwater Ltd	
				INV	11LTR SPRINGWATER	84.00
			552.6560		Southern Scene Pty Ltd	
				INV	LIBRARY PROMO POSTERS	604.51
			552.681		BGC Cement	
				INV	FAST SETTING CONC 20KG	769.82
			552.741		Boyan Electrical Services	
				INV	REPLACE LIGHT ON N/WEST POLE	1,566.40
				INV	RETERMINATED ELEMENTS ON BBQ	173.80
				INV	24 LED LIGHTS IN CHAMBERS	4,798.20
			552.760		Brealey Plumbing Service	
				INV	PUMP TEST-NAKED FIG CAFE	555.50
				INV	PLUMBING	1,435.50
				INV	REPLACE LEAKING TAP AT LIBRARY	157.30
				INV	PLUMBING REPAIRS	159.50
			552.8170		Westcare Industries	
				INV	ENVELOPES	272.80
			552.8242		West Metro Regional Council	
				INV	WASTE DISPOSAL 2011/2012	65,016.26
			552.8639		Aged & Community Services WA Inc	
				INV	2012-2013 MEMBERSHIP RENEWAL	1,238.69
			552.880		Bunzl Limited	
				INV	PAPER TOILET SUPPLIES	2,093.32
553	EFT TRANSFER: -	30/07/2012	-604,638.92	553.10210	EDUCATIONAL EXPERIENCE PTY LTD	
				INV	ARTS & CRAFTS	660.72
				553.10994	Westside Fire Services	



CITY OF NEDLANDS

All Payments 1/07/2012 to 31/07/2012

Database: LIVE

Page: 25

<u>Chq/Ref</u>	<u>Pavee</u>	<u>Date</u>	<u>Amount</u>	<u>Tran</u>	<u>Description</u>	<u>Amount</u>
				INV	REPAIRED ZONE 1 ALARM	121.06
				INV	FIRE PANEL SERVICE MAY 2012	104.50
				INV	FIRE PANEL SERVICE JUNE 2012	104.50
				553.11009	Worldwide Online Printing	
				INV	PVC M'SHIP CARDS	1,360.00
				553.11078	HAEFELI-LYSNAR	
				INV	GPS H/WARE & S/WARE M'TENANCE	2,296.80
				553.11182	Toolmart Australia Pty Ltd	
				INV	SPECIALISED TOOLS	2,210.00
				553.11421	COOL CLEAR WATER GROUP LTD	
				INV	MAINTENANCE/SERVICE 1/07-31/07/12	498.30
				553.11559	Icon Septech Pty Ltd	
				INV	VAR TOOLS	7,657.55
				INV	VARIOUS TOOLS	6,614.08
				INV	VARIOUS TOOLS	3,307.04
				553.11634	Councillor N Horley	
				INV	COUNCILLORS ALLOWANCE AUGUST 2012	737.49
				553.11686	Mercer (Australia) Pty Ltd	
				INV	REMUNERATION REPORT 12/13	4,400.00
				553.11804	West Australian Local Government Assoc	
				INV	A MELVILLE & MARIA SIR J STEWART OBE	270.00
				INV	RFT 2011/12.11 CONSTRUCTION ADVERT	719.40
				INV	SOCIAL SUPPORT ADVERTISEMENT	654.13
				INV	NCC ADMIN OFFICER ADVERT	442.76
				INV	PROPERTY SERVICES ADVERTISEMENT	5,364.74
				INV	NEWSPAPER ADVERTISING	316.36
				INV	MARKETFORCE ADVERTISING	1,573.00
				INV	SHAPING THE FUTURE ADVERTISING	1,138.50
				INV	CHANGE OF DATE ADVERTISING	1,255.49
				INV	SPECIAL NOTICE NEWSPAPER ADVERT	247.80
				INV	POST ADVERTISING	1,924.02
				553.11958	Asphaltech Pty Ltd	
				INV	NORTH ST COTTESLOE 7MM GR SMA	34,326.06
				553.11975	JLR PUMPS	
				INV	S/S GRUNDFOS SP PUMP	7,971.70
				553.12026	Bolinda Publishing Pty Ltd	
				INV	NEDLANDS LIB STOCK	1,000.00
				553.12079	COMPLETE PEST MANAGEMENT SERVICES	



CITY OF NEDLANDS

All Payments 1/07/2012 to 31/07/2012

Database: LIVE

Page: 26

<u>Chq/Ref</u>	<u>Pavee</u>	<u>Date</u>	<u>Amount</u>	<u>Tran</u>	<u>Description</u>	<u>Amount</u>
				INV	PEST INSPECTIONS	181.50
				INV	PEST INSPECTIONS	181.50
				553.12118	Councillor I Argyle	
				INV	COUNCILLORS ALLOWANCE AUGUST 2012	737.49
				553.12179	Records & Information Mngmnt	
				INV	LISA OLIVER MEMBERSHIP	330.00
				553.12212	PROTECTION 1 PTY LTD	
				INV	MONITORING FEES	726.01
				INV	MONITORING FEES	82.50
				INV	MONITORING FEES	85.80
				553.12215	Martins Environmental Services	
				INV	WEED SPRAYING BIRDWOOD PDE	6,000.01
				INV	WEED SPRAYING ALLEN PARK	9,100.00
				553.12222	Conservation Volunteers Australia	
				INV	AUSTRALIA PLANTING WORK	2,640.00
				553.12232	Dymocks Claremont	
				INV	NEDLANDS LIB LOCAL BOOK STOCK	1,628.06
				INV	NEDLANDS LIB LOCAL BOOK STOCK	802.96
				553.12350	Capital Recycling	
				INV	CARTAGE CONCRETE/SAND	2,371.60
				553.12411	L7 Solutions Pty Ltd	
				INV	BUSINESS PROCESS MODELLING	1,413.50
				INV	TRAINING 2/5-3/5/12	1,413.50
				INV	TRAINING 14/5-16/5/12	3,190.00
				553.12425	PSV Design	
				INV	BUILDING SERVICES JUNE 2012	2,464.00
				553.12450	DEXION	
				INV	COMPACTUS REPAIR	181.50
				553.12451	GHD PTY LTD	
				INV	INSPECTION OF ADAMS RD	1,617.00
				553.12456	WA PROFILING	
				INV	HIRE OF MACHINERY	4,339.50
				553.12544	Councillor T P James	
				INV	COUNCILLORS ALLOWANCE AUGUST 2012	737.49
				553.12604	DOMINO'S PIZZA AUST-FORTUNE TREE P/L	
				INV	CATERING	58.10
				553.12622	Charles Service Company	
				INV	CLEANING SERVICES JUNE 2012	10,513.97



CITY OF NEDLANDS

All Payments 1/07/2012 to 31/07/2012

Database: LIVE

Page: 27

<u>Chq/Ref</u>	<u>Pavee</u>	<u>Date</u>	<u>Amount</u>	<u>Tran</u>	<u>Description</u>	<u>Amount</u>
				INV	CLEANING SERVICES MAY 2012	10,730.30
				553.12677	Wilson Security	
				INV	11 SAYER ST MOBILE PATROLS	2,559.42
				INV	11 SAYER ST MOBILE PATROLS	702.62
				553.12701	Westpark Services	
				INV	SUPPLY/INSTALL RUBBER	16,830.00
				553.12735	COMFORT KEEPERS	
				INV	HACC PETROL SURCHARGE	601.49
				553.12749	Australian Native Nurseries Group	
				INV	PLANT STOCK	3,511.20
				553.12769	SAFETY ZONE AUSTRALIA PTY LTD	
				INV	UNIFORM FAITH TAYLOR	65.12
				INV	SAFETY BOOTS	165.00
				INV	SAFETY TROUSERS	61.60
				INV	SUPPLY OF PPE	227.04
				INV	SUPPLY OF PPE	110.55
				INV	SUPPLY OF PPE	104.50
				553.12777	PERTH IRRIGATION CENTRE	
				INV	IRRIGATION CONTROLLER - MOSSVALE	981.75
				553.12928	Biodiversafety Pty Ltd	
				INV	WEED CONTROL WORKS	2,500.00
				INV	WEED CONTROL SHENTON BUSH	5,000.00
				553.12985	Mr R M Hipkins	
				INV	MAYORAL ALLOWANCE AUGUST 2012	4,833.33
				553.13010	Quick Colourprint	
				INV	NAME BADGE VOLUNTEER	389.85
				INV	NAME BADGE/BUSINESS CARDS	128.65
				553.13079	Harvey Norman Electrics - Osbourne Park	
				INV	TV'S FOR NEDLANDS LIBRARY	2,733.00
				553.13093	D & T ASPHALT PTY LTD	
				INV	SUPPLY/LAY BITUMEN	2,194.50
				553.13305	Councillor K E Collins	
				INV	COUNCILLORS ALLOWANCE AUGUST 2012	1,539.32
				553.13306	Mr R M Binks	
				INV	COUNCILLORS ALLOWANCE AUGUST 2012	737.49
				553.13307	M L Somerville-Brown	
				INV	COUNCILLORS ALLOWANCE AUGUST 2012	737.49
				553.13364	Dingle Bird Environmental Pty Ltd	



CITY OF NEDLANDS

All Payments 1/07/2012 to 31/07/2012

Database: LIVE

Page: 28

<u>Chq/Ref</u>	<u>Pavee</u>	<u>Date</u>	<u>Amount</u>	<u>Tran</u>	<u>Description</u>	<u>Amount</u>
				INV	AIR MONITORING CLEARANCE	2,750.00
			553.13369		DATA#3 LIMITED	
				INV	SEAGATE BARRACUDA 2TB	203.50
			553.13381		Carrington's Traffic Services	
				INV	ELECTRONIC NOTIFICATION BOARDS	12,672.00
			553.13392		UNIVERSAL FENCING	
				INV	111Mx1.8M HIGH FENCING	1,665.00
			553.13416		Mrs J Day	
				INV	REIMBURSED MOBILE PHONE JULY 2012	92.00
			553.13428		Lock Stock & Farrell Locksmith Pty Ltd	
				INV	SUPPLY NEW KEY SYSTEM	672.15
			553.13437		MOWMASTER TURF EQUIPMENT	
				INV	Edger blade discs c/w nuts and washers for Edgers	134.70
			553.13451		Biowise	
				INV	AS COURSE MULCH	165.00
			553.13536		Recovre Pty Ltd	
				INV	CONSULTING SVCES JUNE 2012	66.00
				INV	MEGAN CHITTOCK ASSESSMENT	478.50
			553.13537		FIRST FIVE MINUTES PTY LTD	
				INV	2012/2013 SERVICE FEE	460.01
				INV	2012/2013 SERVICE FEE	460.01
				INV	2012/2013 SERVICE FEE	460.01
				INV	2012/2013 SERVICE FEE	460.01
				INV	2012/2013 SERVICE FEE	460.01
				INV	2012/2013 SERVICE FEE	460.01
				INV	2012/2013 SERVICE FEE	460.01
			553.13610		Tim Muirhead & Associates Pty Ltd	
				INV	COMMUNITY PLAN MAY/JUNE'12	4,312.00
			553.13628		Liquor Barons Dalkeith	
				INV	EVENT ALCOHOL	449.88
			553.13652		Sustainable Outdoors	
				INV	SEEDING, SPRAYING & PLANTING 11/6-22/6/12	7,588.11
				INV	80 HRS PLANTING WORK	5,500.00
			553.13713		Kinetic Health Group Pty Ltd	
				INV	JAMES PASCO MEDICAL	236.50
			553.13733		West Coast Spring Water P/L	
				INV	15 LTR COOLER PROCC	55.00
			553.13735		Information Proficiency	



CITY OF NEDLANDS

All Payments 1/07/2012 to 31/07/2012

Database: LIVE

Page: 29

<u>Chq/Ref</u>	<u>Pavee</u>	<u>Date</u>	<u>Amount</u>	<u>Tran</u>	<u>Description</u>	<u>Amount</u>
				INV	3/6-16/6/12 TRIM UPGRADE	1,804.69
				INV	TRIM 7.1.1 IMPLEMENTATION	1,512.50
				INV	TRIM TRAINING JULY 2012	7,040.00
				553.13738	CJS Limestone Contractors Pty Ltd	
				INV	MT CLARE PATH REPAIRS	5,984.00
				INV	CLEMENTS ST PATH REPAIRS	1,047.20
				INV	BRIDGE CLUB PATH REPAIRS	6,956.40
				INV	BIRDWOOD PDE PATH REPAIRS	5,816.80
				INV	GOAT TRACK PATH REPAIRS	3,828.00
				INV	ALLEN PARK PATH REPAIRS	4,991.20
				553.13746	Petrol Pump Repairs Pty Ltd	
				INV	REPLACE NORTH SIDE PUMP DISPLAY	448.69
				553.13769	EEO Specialists Pty Ltd	
				INV	SOCIAL MEDIA TEMPLATE	214.50
				553.13802	Kool Digital Graphics	
				INV	WASTE CALENDAR 12/13	5,885.00
				553.13803	Snap Printing Northbridge	
				INV	20 A5 LANDSCAPE PADS	234.00
				INV	1500X BOOKLETS A5 TRESILLIAN TERM 3 2012	4,067.00
				553.13824	ALS Library Services Pty Ltd	
				INV	LOCAL STOCK	44.09
				INV	YOUNG PEOPLE LOCAL STOCK	296.52
				553.13827	DZOLV Products Pty Ltd	
				INV	100 DOGGY DUMPAGE UNITS	6,292.00
				553.13840	Hans M J Andresen	
				INV	CHERRY PICKER HIRE	409.20
				553.13845	Councillor K E Walker	
				INV	REIMBURSE LGPA FORUM	60.00
				INV	COUNCILLORS ALLOWANCE AUGUST 2012	737.49
				553.13846	Councillor N W Shaw	
				INV	COUNCILLORS ALLOWANCE AUGUST 2012	737.49
				553.13856	Councillor J Porter	
				INV	COUNCILLORS ALLOWANCE AUGUST 2012	737.49
				553.13857	Councillor L McManus	
				INV	COUNCILLORS ALLOWANCE AUGUST 2012	737.49
				553.13872	Councillor B Hassell	
				INV	COUNCILLORS ALLOWANCE AUGUST 2012	737.49
				553.13874	Environmental Health Aust (NSW) Inc	



CITY OF NEDLANDS

All Payments 1/07/2012 to 31/07/2012

Database: LIVE

Page: 30

<u>Chq/Ref</u>	<u>Pavee</u>	<u>Date</u>	<u>Amount</u>	<u>Tran</u>	<u>Description</u>	<u>Amount</u>
				INV	ONLINE FOOD SAFETY TRAINING	550.00
				553.13882	Commercial Cleaning Services (WA) P/L	
				INV	CLEANING SERVICES JUNE 2012	7,227.00
				553.13883	Oliver's Lawn & Landscaping Pty Ltd	
				INV	IRRIGATION MAINTENANCE JUNE 2012	3,041.50
				INV	IRRIGATION MAINTENANCE JUNE 2012	3,080.00
				553.13887	Shamrock Tyres	
				INV	REMOVAL OF BORE WATER STAINS	350.00
				553.13895	Ms M B Hulls	
				INV	JUNE PHONE/INTERNET REIMBURSEMENT	42.28
				553.13912	Stirling Irrigation	
				INV	UNDERVALUED INITIAL QUOTE-BORE VARIANCE	4,624.42
				INV	MOSS VALE GARDENS BORE	13,150.50
				553.13931	Enviro Sweep	
				INV	SWEEPING SERVICES 1/6-30/6/12	14,769.23
				INV	ADDITIONAL SWEEPING LEMNOS STREET	2,168.67
				553.13932	Information Management Group Pty Ltd	
				INV	ARCHIVE STORAGE 1/6-30/6/12	625.24
				553.13936	Tenderlink.com	
				INV	TENDERLINK SAAS SCE X1 TENDER	165.00
				553.13945	Italia Stone Group Pty Ltd	
				INV	BEECHAM RD RETAINING WALL	125,036.99
				553.13946	Plants and Garden Rentals	
				INV	VARIOUS PLANTS	281.60
				553.13949	Marketintel	
				INV	COMMUNITY PERCEPTION SURVEY	5,280.00
				553.13955	EXCLUSIVE TROPHIES	
				INV	TROPHY, CUP & BASE	106.38
				553.13976	Morrison Low Consultants Pty Ltd	
				INV	AUTON/BUNTING PROFESSIONAL SERVICES	4,815.31
				553.13977	Engineering Approvals	
				INV	CONSULTANCY WORK	280.00
				553.1427	City of Stirling	
				INV	FOOD SERVICES JUNE 2012	1,205.40
				553.2240	EDUCATIONAL ART SUPPLIES COMPANY	
				INV	NEDLANDS LIBRARY ART SUPPLIES	396.09
				553.2262	Elliott's Irrigation Pty Ltd	
				INV	IRRIGATION REPAIR TO SWANSEA ST	2,025.08



CITY OF NEDLANDS

All Payments 1/07/2012 to 31/07/2012

Database: LIVE

Page: 31

<u>Chq/Ref</u>	<u>Pavee</u>	<u>Date</u>	<u>Amount</u>	<u>Tran</u>	<u>Description</u>	<u>Amount</u>
				553.2583	Forestvale Trees Pty Ltd	
				INV	CALLISTEMON KPS	2,580.60
				INV	PURCHASE OF VARIOUS PLANTS	704.00
				553.3055	Holton Connor Pty Ltd	
				INV	ARCHITECT FEES 1/6-30/6/12	3,300.00
				553.3615	JJ CLEANING PTY LTD	
				INV	CLEANING COMMUNITY CENTRE JUNE12	1,996.00
				553.380	Australian Taxation Office	
				INV	Payroll Deduction	66,126.38
				553.4040	The Lane Bookshop	
				INV	LIBRARY LOCAL STOCK BOOKS	2,250.07
				553.4120	Lightning Laundry	
				INV	LAUNDRY SERVICE 1/5-29/5/12	375.00
				INV	LAUNDRY SERVICE 1/6-29/6/12	345.00
				553.4440	McDowall Affleck Pty Ltd	
				INV	ADAMS RD CONSTRUCTION PHASE	1,454.75
				553.4959	NEDLANDS TYRE SERVICE	
				INV	TYRES 4X BSTONE 245/70R 16 D694	1,293.00
				553.5080	OCE AUSTRALIA LTD	
				INV	COPY/USAGE CHARGES 01/06-31/07/12	110.00
				553.5120	Office Line	
				INV	WHITEBOARD 1800MMx1200MM	1,105.50
				553.5592	PLACER MANAGEMENT GROUP	
				INV	AGENCY STAFF AMANDA CRONIN 2/7-6/7/12	1,763.44
				INV	AGENCY STAFF MARIANNA LEACH 2/7-5/7/12	1,847.56
				INV	AGENCY STAFF TIM REYNOLDS 2/7-6/7/12	1,782.00
				INV	MARIANNA LEACH 16/7-20/7/12	2,255.11
				INV	AMANDA CRONIN 16/7-20/7/12	1,839.75
				INV	TIM REYNOLDS 16/7-20/7/12	1,856.25
				INV	TIM REYNOLDS 9/7-13/7/12	1,856.25
				INV	MARIANNA LEACH 8/7-13/7/12	1,874.73
				INV	AMANDA CRONIN 9/7-13/7/12	1,839.75
				553.5687	Printsource Design Service	
				INV	VEHICLE REMOVAL BOOKS	610.00
				553.6560	Southern Scene Pty Ltd	
				INV	MT CLARE LIBRARY STOCK	291.59
				INV	NEDLANDS LIB LOCAL STOCK	644.93
				553.6820	Swanbourne Veterinary Centre	



CITY OF NEDLANDS

All Payments 1/07/2012 to 31/07/2012

Database: LIVE

Page: 32

<u>Chq/Ref</u>	<u>Pavee</u>	<u>Date</u>	<u>Amount</u>	<u>Tran</u>	<u>Description</u>	<u>Amount</u>
				INV	POUND FEES 26/6-12/7/12	1,938.98
				553.711	Boc Limited	
				INV	CONTAINER CHARGE FOR CYLINDERS	773.12
				553.741	Boyan Electrical Services	
				INV	REPLACE DEPOT LIGHTING	1,524.60
				INV	DEPOT ELECTRICAL MAINTENANCE	192.50
				553.760	Brealey Plumbing Service	
				INV	PLUMBING	157.30
				INV	TRESILLIAN MAINTENANCE	253.00
				INV	MTC PLAYGROUPO MAINTENANCE	374.00
				INV	PROCC MAINTENANCE	126.50
				553.7675	Landgate - GRV	
				INV	GRV VALUATIONS	227.12
				553.8010	Corporate Express Australia Ltd	
				INV	NEDLANDS LIB STATIONERY	15.36
				INV	RANGERS STATIONERY	6.03
				INV	RANGERS STATIONERY	181.36
				INV	RANGERS STATIONERY	183.54
				553.8170	Westcare Industries	
				INV	ADDRESS LABELS	285.46
				553.8913	Dept of Environment & Conservation	
				INV	FREIGHT CHARGES	153.06
				553.9876	PRIESTMAN & SHARP	
				INV	PANEL & PAINT REPAIRS	648.78
				553.9894	Churches Commission on Education (Inc)	
				INV	COST OF YOUTH CARE SCHOOL	11,880.00
					Total EFT	
						<u><u>-\$2,677,772.35</u></u>
					TOTAL PAYMENTS	
						<u><u>-\$2,947,930.86</u></u>
NAB - Trust Account						
CHEQUE						
11393	P L SUAN	11/07/2012	-1,500.00	RFND	73 MERIWA STREET - FOOTPATH REFUND	1,500.00
11394	MR M D PAYNE	11/07/2012	-1,500.00	RFND	38 CLEMENT STREET - FOOTPATH REFUND	1,500.00
11395	ADVANCED ROOF RESTORATION	11/07/2012	-1,500.00	RFND	25 LOFTUS STREET - FOOTPATH REFUND	1,500.00



CITY OF NEDLANDS

All Payments 1/07/2012 to 31/07/2012


Database: LIVE

Page: 33

<u>Chq/Ref</u>	<u>Pavee</u>	<u>Date</u>	<u>Amount</u>	<u>Tran</u>	<u>Description</u>	<u>Amount</u>
11396	WESTERN PROJECTS PTY LTD	11/07/2012	-1,500.00	RFND	19 STIRLING HIGHWAY - FOOTPATH REFUND	1,500.00
11397	DALE ALCOCK HOME IMPROVEMENT	11/07/2012	-1,500.00	RFND	5A SHANN STREET - FOOTPATH REFUND	1,500.00
11398	GLENWAY HOMES	11/07/2012	-1,500.00	RFND	112 DALKEITH ROAD - FOOTPATH REFUND	1,500.00
11399	TARINKA PTY LTD	11/07/2012	-1,500.00	RFND	8 ROBINSON STREET - FOOTPATH REFUND	1,500.00
11400	APV CONSTRUCTIONS PTY LTD	11/07/2012	-1,500.00	RFND	70 HOBBS AVENUE - FOOTPATH REFUND	1,500.00
11401	CONSTRUCTION TRAINING FUND PO BOX 7	11/07/2012	-11,746.14	INV	RECONCILIATION & RETURN JUNE12	11,746.14
11402	DEPT OF COMMERCE LOCKED BAG 12	11/07/2012	-4,754.00	INV	RECONCILIATION & RETURN JUNE12	4,754.00
11403	SEACREST HOMES 69 CHALLENGE BLVD	31/07/2012	-120.00	INV	OVERPAID VERGE PERMIT	120.00
11404	D LOWE	31/07/2012	-150.00	RFND	REFUND ROOM HIRE BOND	150.00
11405	D LOWE	31/07/2012	-55.00	RFND	REFUND KEY BOND	55.00
11406	DAVE WALLING BUILDING SERVICES	31/07/2012	-1,500.00	RFND	6 ASHBRIDGE RETREAT - FOOTPATH REFUND	1,500.00
11407	NEDLANDS CROQUET CLUB	31/07/2012	-1,500.00	RFND	123 MELVISTA AVE - FOOTPATH REFUND	1,500.00
11408	ATRIUM HOMES	31/07/2012	-1,500.00	RFND	12 STRICKLAND STREET - FOOTPATH REFUND	1,500.00
11409	ATRIUM HOMES	31/07/2012	-1,500.00	RFND	75 WARATAH AVENUE - FOOTPATH REFUND	1,500.00
11410	MRS D M CATLING	31/07/2012	-1,500.00	RFND	18 COLIN STREET - FOOTPATH REFUND	1,500.00
11411	IMPERIAL POOLS	31/07/2012	-1,500.00	RFND	14 LYNTON STREET - FOOTPATH REFUND	1,500.00
11412	S R CUSHION	31/07/2012	-1,500.00	RFND	16 KARELLA STREET - FOOTPATH REFUND	1,500.00
11413	MR G L ANDRE	31/07/2012	-1,500.00	RFND	57 GOLDSMITH ROAD - FOOTPATH REFUND	1,500.00
11414	S M CRANSTON	31/07/2012	-1,500.00	RFND	93 MERIWA STREET - FOOTPATH REFUND	1,500.00
11415	MARTELL BUILDERS PTY LTD	31/07/2012	-1,500.00	RFND	25 JOHN XXIII AVENUE - FOOTPATH REFUND	1,500.00
11416	MR D E DONATI	31/07/2012	-1,500.00	RFND	40 TYRELL STREET - FOOTPATH REFUND	1,500.00
11417	MR A G HASLUCK	31/07/2012	-1,500.00	RFND	49 KINGSWAY - FOOTPATH REFUND	1,500.00
11418	MRS J M LUSCOMBE	31/07/2012	-1,500.00	RFND	8 GRANBY CRESCENT - FOOTPATH REFUND	1,500.00
Total CHEQUE			-48,325.14			
TOTAL PAYMENTS			-48,325.14			

CP41.12	Policy Review
----------------	----------------------

Committee	11 September 2012
Council	25 September 2012

Applicant	City of Nedlands
Owner	City of Nedlands
Coordinator	Phoebe Huigens – A/Coordinator Corporate & Strategy
Director	Darla Blake – A/Director Corporate & Strategy
Director Signature	
File ref	CRS/055
Previous Item No's	Nil
Disclosure of Interest	No officer involved in the preparation of this report had any interest which required it to be declared in accordance with the provisions of the <i>Local Government Act (1995)</i> .

Purpose

All Council Policies are required to be reviewed regularly and approved by Council. The Policies contained in this report have been discussed at Councillor Policy Workshops.

Recommendation to Committee

1. **Council approves the following policies:**
 - a. **Deputations to Council;**
 - b. **State Administrative Tribunal – Response to Appeals;**
 - c. **Development of Policies and Administrative Protocols;**
and
 - d. **Dinghy Storage on River Foreshore Reserves**

Strategic Plan

- KFA 5: Governance
- 5.1 Manage the City's resources in a sustainable and responsible manner.
 - 5.4 Monitor and review business processes, systems, structure and policies to ensure effective service delivery and organisational performance.
 - 5.6 Ensure compliance with statutory requirements and guidelines.

Background

Under the *Local Government Act 1995* 2.7, one of the roles of Council is to:

(2b) *Determine the local government's policies*

Council commenced the policy review process in December 2009. Council policies are now continuously reviewed to ensure they reflect the strategic nature and responsibilities of Council and is kept up to date.

The following are parameters as part of the review process, determining how and when reviewed policies will be presented to Committee and then Council:

- All outstanding policies presented to Council will be transferred over to the new Council template;
- Policies will be discussed by Council at workshops;
- Where a number of policies have common themes, these policies will be combined to establish a new policy. The Committee will be asked to recommend the revocation of the old policy and recommend to Council the approval of the new replacement policy;
- Administration may, at times, recommend a policy be revoked with no Council Policy to replace it. This recognises the policy is operational or covered under legislation and/or the responsibility under the *Local Government Act 1995*, of the Chief Executive Officer – there are no such recommendations in this report.

Proposal Detail

Consultation

Required by legislation: Yes No

Required by City of Nedlands policy: Yes No

Legislation

- *Local Government Act 1995*
- *State Administrative Tribunal Act 2004*
- *Swan and Canning Rivers Management Act 2006*
- *Western Australian Marine Act 1982*
- Local Law Relating to Reserves, Foreshores and Beaches

Budget/financial implications

Budget:

Within current approved budget: Yes No

Requires further budget consideration: Yes No

Financial:

Nil

Risk Management

Risk management processes are built into operational guidelines where appropriate.

Regularly reviewing and updating Council Policies reduces risk to Council and the City.

Discussion

Policy statements should provide guidance for decision making by Council and demonstrate the transparency of the decision making process.

Policy drafts are attached. Outlined below, is summary information for each policy:

1. Deputations to Council

- The Deputations to Council policy has been through the Elected Member Policy Workshop process (2 August 2012). Following discussion, minor amendments discussed at the workshop have been included in to the proposed policy.

2. State Administrative Tribunal – Response to Appeals

- The State Administrative Tribunal – Response to Appeals policy has been through the Elected Member Policy Workshop process (2 August 2012). Following discussion, amendments discussed at the workshop have been included in to the proposed policy. Class 1 and Class 2 applications have been dealt with separately within the policy as requested. Reference to Code of Conduct has also been included as requested.

3. Development of Policies and Administrative Protocols

- The Development of Policies and Administrative Protocols policy is a new policy. It has been through the Elected Member Policy Workshop process (2 August 2012). Following discussion, minor amendments discussed at the workshop have been included in to the proposed policy.

4. Dinghy Storage on River Foreshore Reserves

- The Dinghy Storage on River Foreshore Reserves policy is a new policy. It has been through the Elected Member Policy Workshop process (7 August 2012). Following discussion, minor amendments discussed at the workshop have been included in to the proposed policy.

Conclusion

Council policy is continuously reviewed to ensure policies are current and that effective service delivery and organisational performance is maintained, in accordance with the City of Nedlands Strategic Plan.

The Committee is asked to recommend that Council approves the four (4) policies discussed in this report.

Once approved by Council, the appropriate procedures will be updated or developed by Administration to reflect the new policies.

Attachments

1. Deputations to Council
2. State Administrative Tribunal – Response to Appeals
3. Development of Policies and Administrative Protocols
4. Dinghy Storage on River Foreshore Reserves

DEPUTATIONS

KFA: Governance

Status: Council

**Responsible
Division:** Corporate & Strategy

Objective: To establish the criteria for considering requests for deputations to Council and Committees.

Context: The City of Nedlands Standing Orders Local Law provides for deputations to Council and Committee meetings, including Special Council and Committee meetings.

A deputation to Council may relate to any subject within the Council's jurisdiction. However, deputations to the Committee of the Whole Council and other Committees must only relate to items on the agenda of that Committee meeting.

Statement: Any request for a deputation wishing to be received by the Council or a committee must be submitted in writing to the CEO who is to forward the request to the Mayor, or the Presiding Member of the Committee as the case may be.

The Mayor, or the Presiding Member of the Committee, may either approve the request, in which event the CEO is to invite the deputation to attend a meeting of the Council or committee as the case may be, or may instruct the CEO to refer the request to the Council or committee to decide by simple majority whether or not to receive the deputation.

A deputation invited to attend a Council or committee meeting –

1. is not to exceed 5 persons, only 2 of whom may address the Council or committee, although others may respond to specific questions from the members; and
2. is not to address the Council or committee for a period exceeding 15 minutes without the agreement of the Mayor, the Presiding Member, the Council or the committee as the case requires.

Any matter which is the subject of a deputation to the Council or a committee is not to be decided by the Council or that committee until the deputation has completed its presentation.

Related Documentation

Nil

Related Local Law / Legislation

Section 5.25 of the Local Government Act 1995

Related delegation

Nil

Issued:

Amendments:

State Administrative Tribunal - Response To Appeals

Kfa: KFA 5 Governance

Status: Council

Responsible Division: Planning and **Development Services**

Objective: The policy outlines the approach to the Councils handling of matters in the State Administrative Tribunal.

Context: The State Administrative Tribunal (SAT) was established in Western Australia in 2005 as an independent body that makes and reviews a range of administrative decisions.

Decisions on planning applications made by the City are subject to the *State Administrative Tribunal Act 2004* and the *State Administrative Tribunal (Conferral of Jurisdiction) Amendment and Repeal Act 2004* (Conferral Act). Decision made by the City can be appealed.

Three (3) categories of decisions made by Council are dealt with differently by the City in regards to the SAT.

They are:

- Decisions made under delegation
- Decisions made by Council aligned with the Administration recommendation
- Decisions made by Council contrary to the Administration recommendation

Statement: These categories are handled by the City as follows:

Decisions made under delegation

Where a Council decision is made under delegation then an officer as nominated by the CEO shall act on behalf of the Council and make the decision as if it was made by the Council, and attend a mediation or tribunal hearing to represent Council's position.

Decisions made by Council aligned to the Administration recommendation

Where a Council decision is essentially the same as the Administration recommendation, then an officer as nominated by the CEO shall act on behalf of the Council and attend a mediation or tribunal hearing to represent Council's position.

Decisions made by Council contrary to the Administration recommendation

Where a decision of the Council is contrary to the recommendation of Administration then the Council may be represented by up to 2 elected members or by a Consultant. Administration will not be requested to represent the City. Where a decision of the Council is the subject of a right of review by the State Administrative Tribunal and that decision is contrary to the recommendation of Administration then the Chief Executive Officer shall arrange for Council to be represented in the following ways.

- The Mover and Secunder of the relevant motion shall be responsible for attending as a witness or in any other capacity necessary to a mediation or tribunal hearings and represent the Council's position. Where the Mover and/or Secunder are not available an alternative Elected Member may act in this capacity.
- Where no members of Council are prepared to represent the Council's position at the mediation or tribunal hearings then the Chief Executive Officer shall appoint a private consultant or advocate to act on the Council's behalf and attend any mediation or tribunal hearings as an expert witness.
- Council officers shall provide all necessary information to the nominated Member of the Council, consultant or advocate to assist in the compilation of a response or a witness statement.
- Council officers, if required, or subpoenaed can give evidence at a tribunal hearing in support of the officer's recommendation despite the fact that the evidence given may be contrary to the Council decision, and the subject of the appeal.

- Class 1 Applications - In accordance with the *State Administrative Tribunal Act 2004*, the Council can receive legal representation only if the applicant chooses to elect that parties be represented by a lawyer.
- Class 2 Applications _ In accordance with the *State Administrative Tribunal Act 2004*, the Council may choose to be represented by a legal representative in place of, or in addition to, a private consultant or advocate.
- Upon receipt of an invitation from the SAT to reconsider the matter under s31 of the *State Administration Act 2004*, the officer and/or Council representative shall write a report for Council's reconsideration.

For all decisions, legal representation and/or relevant consultant/s may be used to handle SAT matters to support the officer or Council representatives, in accordance with the *State Administrative Act 2004 and Regulations*.

Where legal representation is so engaged, no elected member participating in a State Administrative Tribunal hearing shall act contrary to legal advice.

Where a Councillor is representing the Council's position at the State Administrative Tribunal they are not permitted to discuss the application with any person not directly involved in the SAT process.

Elected Members and employees involved in State Administrative Tribunal matters are reminded that they are to adhere to the City of Nedlands Code of Conduct, paying particular attention to clause 9.4:

- 9.4 *Elected Members and employees are bound by Council and shall not engage in any communications or practices which are contrary to the effect of the Council decision.*

Related Documentation:

Council's Code of Conduct

Related Local Law / Legislation:

The SAT was established by the *State Administrative Tribunal Act 2004* and the *State Administrative Tribunal (Conferral of Jurisdiction) Amendment and Repeal Act 2004* (Conferral Act)

Related Delegation:

Nil

Issued:

Amendments:

Development of Policies and Administrative Protocols

KFA	KFA 5 - Governance
Status	Council
Responsible division	Office of the CEO, Corporate & Strategy and Community & Organisational Development (for protocols)
Objective	<p>To establish a policy framework that aims to set an overarching governance hierarchy enabling the Council and Administrations to collectively:</p> <ul style="list-style-type: none">• Provide effective and accountable strategic leadership• Make decisions based on principles of equity, fairness, natural justice, transparency of decision making and good government, as well as meeting statutory requirements.

Context

Council Policies and Administrative Protocols enable effective and efficient management of Council resources and assist staff and Council to achieve an equitable decision making process.

Statement

In respect to policy development and implementation, the intent outlined in the Local Government Act 1995 (section 2.7 (2b) and 5.41) is for Council to set the strategy and policy direction with the implementation of that direction and the day to day operations resting with the Chief Executive Officer (CEO).

Council Policies – approved by Council:

- Are strategic, outcome focused and set governing principles guiding the direction of the organisation
- Have a strategic external focus
- Align with community values and aspirations
- Are clearly linked to the role of Council
- Are focused on alignment with the Strategic Plan and Strategic Financial Plan of Council
- Do not prevail over or contradict the Local Planning Scheme.

Their intent is to have Council Policies that drive and align with the seven key focus areas of the Strategic Plan:

- KFA 1 Infrastructure
- KFA 2 Natural Environment

- KFA 3 Built Environment
- KFA 4 Community Wellbeing
- KFA 5 Governance
- KFA 6 Community Engagement
- KFA 7 Economic Development

Council policies are developed through a Council workshop process and/or the administration and adopted by Council.

Council Policies provide general guidance without directing operational activities.

Administrative Protocols

- Are developed for administrative and operational imperatives
- Have an internal focus
- Are developed by the administration
- Are endorsed by the Executive and approved by the CEO.

Procedures

Procedures are the administrative guidelines for the implementation of Council Policies and Administration Protocols, supporting sound administration of the City (generally technical and/or operational in nature). They are endorsed by the Executive and approved by the CEO.

Related documentation

Review of Policies

Related Local Law/legislation

Local Government Act 1995 (section 2.7 (2b) and 5.41)

Related delegation

Nil

Issued

Date approved by Council

Amendments

Nil

Dinghy Storage on River Foreshore Reserves

KFA KFA 5 Governance

Status Council

Responsible Division Technical Services

Objective The policy seeks to define Council's approach to the management of dinghy storage on river foreshore reserves under its care and control.

Context

Though it has been a common practice for some time, there is no established entitlement or protocol for the community to store private dinghies on public foreshore reserves which are under the care and control of the City.

The City's foreshore reserves sit within the Swan Canning Riverpark and are subject to the jurisdictional powers of the Swan River Trust as set out by the *Swan and Canning Rivers Management Act 2006*. The Swan River Trust introduced policy *SRT/D26 - Dinghy Management along the Swan Canning Riverpark Shoreline* in 2010. The policy requires the City to develop a management system to control dinghy storage on the Swan River foreshore if this is to remain a permissible practice.

For the purposes of this policy dinghy means a single hull watercraft no longer than 3.5m in length.

Statement

The City will develop and implement a management system for the storage of private dinghies on river foreshore reserves that:

- Complies with the requirements of the Swan River Trust's policies and, in doing so, allows the opportunity for the storage of dinghies, by its residents, on the river foreshore to continue;
- Allows only for licensed dinghies and/or tenders to larger vessels where they are used specifically for ship to shore transport and where its parent vessel's number is displayed on each side of the boat, forward of the transom;
- Gives consideration to the preservation of the Riverpark environment and to public amenity and access to foreshore reserves;
- Consults with the community regarding key decisions;

- Is matched to the requirements of demand for dinghy storage on the foreshore to the extent possible;
- Promotes equitable access to storage facilities and is managed as a “user pays” facility;
- Requires owners to accept liability for loss or damage to dinghies stored on foreshore reserves; and
- Involves the scheduled auditing of foreshore reserves for compliance.

Related documentation

Dinghy Storage Management Plan

Related Local Law/legislation

- *Local Government Act 1995*
- *Swan and Canning Rivers Management Act 2006*
- *Western Australian Marine Act 1982*
- Local Law Relating to Reserves, Foreshores and Beaches

Related delegation

Nil

Issued


Day Month Year (Report xx)

Amendments

Nil

CP42.12	Review of Council's Delegated Authorities – July 2012
----------------	--------------------------------------------------------------

Committee	11 September 2012
Council	25 September 2012

Applicant	City of Nedlands
Owner	City of Nedlands
Officer	Phoebe Huigens – A/Coordinator Corporate Services
Director	Darla Blake – A/Director Corporate & Strategy
Director Signature	
File ref.	CRS/058
Previous Item No's	Nil
Disclosure of Interest	No officer involved in the preparation of this report had any interest which required it to be declared in accordance with the provisions of the <i>Local Government Act (1995)</i> .

Purpose

The purpose of this report is to review delegations that have been made in accordance with section 5.46 of the *Local Government Act 1995*.

Recommendation to Committee

Council

1. **Revokes the numbering on Delegations.**
2. **Retains the following Delegations of Authority without amendment:**
 - a. **Requests for Financial Assistance;**
 - b. **Landscaping River Foreshores;**
 - c. **Issuing Section 3.25 Notices;**
 - d. **Signing of Metropolitan Region Scheme Form 1 Applications;**
 - e. **Liquor Licensing Act Functions; and**
 - f. **Active Recreation Area Use.**

3. **Amends the Delegated Authority – Private Works - by replacing the words “provided such works can be fitted into the works programme without undue disruption; such works may only be for properties within the City of Nedlands” with the words “provided that: such works can be fitted into the works programme without undue disruption; such works may only be for properties within the City of Nedlands, and; that the works are charged on a cost recovery basis, and that these fees are included in the City’s schedule of fees and charges”.**
4. **Amends the Delegated Authority – Traffic Management Committee - by removing the word “Committee” from the title, and by replacing “Traffic Management Committee” with “Chief Executive Committee”.**
5. **Amends the Delegated Authority – *Use of Reserves during Building Operations on Adjacent Property* - by adding the words “in consultation with the Mayor” after the words “Chief Executive Officer”**
6. **Amends the Delegated Authority – Town Planning Scheme No. 2 (TPS2) – Approval and Refusal of Planning Applications - by:**
 - a. **From 1a), deleting the word “where” from “where after advertising where no valid objections”;**
 - b. **Replacing 1c) “Developments involving subdivision, producing up to four lots or amalgamations of up to four lots and recommendations to the Western Australian Planning Committee of such subdivisions and amalgamations and that a copy of comments be made available to Elected Members as they are made available to the WAPC” with “Developments in accordance with the RCodes, involving subdivision or amalgamations, and any recommendations made to the Western Australian Planning Committee of such subdivisions and amalgamations, provided that a copy of comments be made available to Elected Members as they are made to the WAPC”;**
 - c. **In 1e), add the words “after advertising” after the words “comply with Council Policy”;**
 - d. **In 1h), replace “four (4) or less submissions” with “two (2) or less submissions”; and**
 - e. **Further delegating to Planning Officers, 1b), 1e), 1f), 1g) (single storey developments only) and 1h) (single storey developments only)**

7. **Amends the Delegated Authority – *Trading in Public Places* - by adding “charitable organisation” as defined by the City of Nedlands Local Law Relating to Trading in Public Places” after the words “charitable organisation”**
8. **Amends the following Delegations of Authority by adding the words “in consultation with the Mayor” after the word “Fund”**
 - **Community Grants; and**
 - **Sponsorship of Youth Initiatives Fund**

Strategic Plan

KFA 5: Governance

5.6 - Ensure compliance with statutory requirements and guidelines.

The review of the Delegated Authority Manual by Administration and by Council will ensure the City meets its statutory requirements.

Background

The delegated authorities have been adopted by Council to assist in the efficient administration of the City and are published as the Council Delegated Authority Manual on the Council’s website.

Proposal Detail

Not applicable.

Consultation

Required by legislation: Yes No

Required by City of Nedlands policy: Yes No

Legislation

This report meets the requirements of Section 5.44 and 5.46 of the *Local Government Act 1995*.

Budget/financial implications

Not applicable.

Risk Management

Not applicable.

Discussion

The Local Government Act 1995 (the Act) sets out the local government's power to delegate to the Chief Executive Officer the exercise of any of its powers or the discharge of any of its duties, with some exceptions as listed in Section 5.43. Delegation of certain powers is common across local governments and facilitates good governance.

In addition, Section 5.44 of the Act allows the Chief Executive Officer to further delegate to any employee of the local government the exercise of any of the Chief Executive Officer's powers other than that of delegation.

Under Section 5.46 of the Act, a local government is required to review each financial year delegations that have been made. Council is also required to review annually the delegations it has made to the Chief Executive Officer.

At Council Meeting 22 May 2012, 13 Delegated Authorities were referred back to Administration for a Council Workshop. These 13 Delegated Authorities were workshoped on Tuesday 31 July 2012.

Changes made to Delegated Authorities are discussed below:

Amends the Delegated Authority – Private Works - by replacing the words “provided such works can be fitted into the works programme without undue disruption; such works may only be for properties within the City of Nedlands” with the words “provided that: such works can be fitted into the works programme without undue disruption; such works may only be for properties within the City of Nedlands, and; that the works are charged on a cost recovery basis, and that these fees are included in the City's schedule of fees and charges”

1. Amends the Delegated Authority – Traffic Management Committee - by removing the word “Committee” from the title, and by replacing “Traffic Management Committee” with “Chief Executive Committee”
2. Amends the Delegated Authority – Use of Reserves during Building Operations on Adjacent Property - by adding the words “in consultation with the Mayor” after the words “Chief Executive Officer”
3. Amends the Delegated Authority – Town Planning Scheme No. 2 (TPS2) – Approval and Refusal of Planning Applications - by:
 - From 1a), deleting the word “where” from “where after advertising where no valid objections”;
 - Replacing 1c) “Developments involving subdivision, producing up to four lots or amalgamations of up to four lots

and recommendations to the Western Australian Planning Committee of such subdivisions and amalgamations and that a copy of comments be made available to Elected Members as they are made available to the WAPC” with “Developments in accordance with the RCodes, involving subdivision or amalgamations, and any recommendations made to the Western Australian Planning Committee of such subdivisions and amalgamations, provided that a copy of comments be made available to Elected Members as they are made to the WAPC”;

- In 1e), add the words “after advertising” after the words “comply with Council Policy”;
- In 1h), replace “four (4) or less submissions” with “two (2) or less submissions”; and
- Further delegating to Planning Officers, 1b), 1e), 1f), 1g) (single storey developments only) and 1h) (single storey developments only).

In order to improve the time frames for processing Development Applications, it is proposed to include Planning Officers in the delegation to approve minor development applications. This will provide for the minor applications to be processed in a much timelier manner, avoiding the often lengthy delays of applications waiting for final signatures from 1-2 senior staff.

Providing for minor applications to be approved by a planning officer will improve flexibility (when senior officers are required to prioritise other requests, on leave etc) and will result in enhanced customer service, especially in regard to minor applications such as pools and patios. Officers will be able to move these minor applications through the system quickly, without the need to wait in line behind the large scale developments.

It will remain normal practice that the officer signing the final approval under delegation will be different to the officer processing the application. This means that an application is always checked by two people before it is approved.

The overall result will be increased resource and cost efficiencies within the planning team and enhanced customer service to the ratepayers.

4. Amends the Delegated Authority – Trading in Public Places - by adding “(“charitable organisation” as defined by the City of Nedlands Local Law Relating to Trading in Public Places” after the words “charitable organisation”

5. Amends the following Delegated Authorities by adding the words “in consultation with the Mayor” after the word “Fund”
 - Community Grants; and
 - Sponsorship of Youth Initiatives Fund

In addition to these changes, Council requested clarification of items contained within a number of Delegated Authorities which are below:

1. Town Planning Scheme No. 2 (TPS2) – Approval and Refusal of Planning Applications
 - Council requested confirmation that section 4.a and 4.b does not delegate authority to Administration to set, approve or reject operating hours for a premise with a Liquor License or Gaming License.
 - Sections 4.a and 4.b do not delegate authority to Administration to set, approve or reject operating hours. Section 40. Certificates only provide confirmation to the Liquor Licensing Authority that the Applicant has already complied with the Town Planning Scheme and already has the relevant development approvals in place.
2. Trading in Public Places
 - Council requested the following: inclusion of a definition of “charitable organisation” and; substitution of “charitable organisation” with “not-for-profit organisation”.
 - The definition of “charitable organisation” is as it appears in the City of Nedlands Local Law Relating to Trading in Public Places, and is copied below:
 - “charitable organisation” means a charitable, benevolent, religious, recreational or other voluntary institution, association, society or body, whether incorporated or not, whose members are not entitled nor permitted to receive any pecuniary profit from the transactions;
 - A substitution of “charitable organisation” for “not-for-profit organisation” is not possible, as this would be inconsistent with the City of Nedlands Local Law Relating to Trading in Public Places.
3. Active Recreation Area Use
 - Council requested clarification regarding what this Delegation of Authority refers to. This refers to the City of Nedlands Administration Protocol – Recreation: Physical. A copy of this Protocol is attached for your reference.

4. Retaining the following Delegations of Authority, unchanged, are recommended:
- Requests for Financial Assistance
 - Landscaping River Foreshores
 - Issuing Section 3.25 Notices
 - Signing of Metropolitan Region Scheme Form 1 Applications
 - Liquor Licensing Act Functions
 - Active Recreation Area Use

Administration recommends the removal of the numbering of Delegations, as the numbers do not link to the relevant Council Policies, as numbering of Council Policies has already previously been revoked.

Conclusion

A review of Delegation is required to be undertaken each financial year. At the Council Meeting 22 May 2012, a number of Delegated Authorities were referred back to Administration to be workshopped with Council. This workshop was held on Tuesday 31st July 2012, and these Delegations of Authority are now being re-presented to Council for adoption.

Attachments

1. Requests for Financial Assistance
2. Private Works
3. Traffic Management
4. Use of Reserves during Building Operations on Adjacent Property
5. Landscaping River Foreshores
6. Town Planning Scheme No. 2 – Approval and Refusal of Planning Applications
7. Trading in Public Places
8. Issuing Section 3.25 Notices
9. Signing of Metropolitan Region Scheme Form 1 Applications
10. Liquor Licensing Act Functions
11. Active Recreation Area Use
12. Community Grants
13. Sponsorship of Youth Initiatives Fund
14. Administration Protocol – Recreation: Physical

3C Requests for Financial Assistance

Delegate

Chief Executive Officer

Delegated Authority

The Chief Executive Officer is authorised to refuse all requests for donations that do not meet the requirements of Council's Policy 10.26 - Subsidies and Donations, or Council's Policy 10.27 - Cultural and Community Development Fund, unless the Mayor or a Councillor requests that the matter be considered by Council, or if the Chief Executive Officer believes the request has some merit worthy of further Council consideration.

The Chief Executive Officer may exercise his discretion in relation to any advice or request in relation to the Lord Mayor's Disaster Relief Fund referred to him under Policy 10.26 to either refuse the application and not place it before Council or, if he considers the matter worthy of consideration by Council, to arrange for an appropriate report to be placed before Council for its consideration.

Further Delegation

Nil

Legislation

Local Government Act

Duration

Indefinite

Record

Central Records
Cheque Copy held in Strong Room

Date originally adopted/amended

22 June 1999 – C69.99
26 November 2002 (Report C94.02)

Review history - no changes

14 November 2000 – (Report C140.00)
23 October 2001 (Report C101.01)
25 November 2003 (Report C74.03)
23 November 2004 (Report C65.04)
24 June 2008 (Report CP27.08)
30 June 2009 (Report CP29.09)
22 June 2010 (Report CP19.10)
24 May 2011 (Report CP20.11)
22 May 2012 (CEO Report)

4F Private Works

Delegate

Chief Executive Officer

Delegated authority

Authority is delegated to the Chief Executive Officer to authorise the carrying out of private works in accordance with Section 3.18(2) of the Local Government Act provided such works can be fitted into the works programme without undue disruption; such works may only be for properties within the City of Nedlands

Further Delegation

Director Development Services

Legislation

Local Government Act 1995

Duration

Indefinite

Record

Central Records
Property Files

Date originally adopted/amended

22 July 1997 (Report C108.97)
24 June 2008 (Report CP27.08)

Review history - no changes

28 October 2003 (Report T29.03)
23 November 2004 (Report T34.04)
30 June 2009 (Report CP29.09)
22 June 2010 (Report CP19.10)
24 May 2011 (Report CP20.11)
22 May 2012 (CEO Report)

4G Traffic Management Committee

Delegate

Traffic Management Committee

Delegated authority

The Traffic Management Committee (The Committee) is appointed by Council to investigate traffic management issues in the City of Nedlands and consider options to address these issues and to submit recommendations to Council for the allocation of funds and the setting of priorities.

The Committee has delegated authority to approve the following, in accordance with the budget as adopted by Council:

- Minor works
- Parking alterations
- Signage
- Traffic Counts

Further Delegation

Nil

Legislation

Local Government Act 1995

Duration

Indefinite, subject to Terms of Reference review

Record

Central Records
Street Files

Date originally adopted/amended

22 September 2009 (Item 12.3, T15.09)

Review History - No Changes

23 February 2010 (Item 12.3, T02.10)
22 June 2010 (Report CP19.10)
24 May 2011 (Report CP20.11)
22 May 2012 (CEO Report)

5A Use of Reserves during Building Operations on Adjacent Property

Delegate

Chief Executive Officer

Delegated authority

Authority is delegated to the Chief Executive Officer to grant approval for requests for the use of Reserves by Builders or others to gain access to adjoining properties.

The Chief Executive Officer may require:

1. The applicant to pay a Reserve Access Fee and a Reserve Access Bond as set out in the City's annual Schedule of Fees and Charges.
2. The applicant to provide insurance indemnifying the City against any public liability incurred through the operations.
3. Access to be supervised by a Council employee at the cost of the applicant.

Further delegation

Director Technical Services
Manager Engineering Services

Legislation

Local Government Act 1995

Duration

Indefinite

Record

Central Records
Reserve File

Date originally adopted/amended

22 July 1997 (Report C108.97)
23 November 1999 (Report T61.99)
23 November 2004 (Report T34.04)
24 June 2008 (Report CP27.08)
30 June 2009 (Report CP29.09)

Review history – no changes

28 October 2003 (Report T29.03)
23 November 2004 (Report T34.04)
22 June 2010 (Report CP19.10)
24 May 2011 (Report CP20.11)
22 May 2012 (CEO Report)

5B Landscaping River Foreshore

Delegate

Chief Executive Officer

Delegated Authority

Provided that a resident will agree to the conditions below the Chief Executive Officer may grant approval to care for the area abutting that residence:

1. The foreshore area will as near as possible be maintained in its natural state;
2. No physical or implied restriction of public access is allowed;
3. There shall be no rubbish dumping (including garden debris);
4. The resident accepts responsibility for litter collection including transporting it to convenient collection points (collections would be in conjunction with the residents' own rubbish);
5. No unauthorised vehicles are permitted;
6. No storage of any timber or building materials is permitted;
7. No buildings are permitted;
8. A plan submitted and approved prior to any work commencing;
9. The natural contours are not altered;
10. The provision of water and the planting of indigenous plant species;
11. Automatic watering systems may be used between the hours of 12.00 a.m. and 5.00 a.m.;
12. Administration may install foreshore marker posts to define public land from Foreshore Reserve; and
13. The resident must obtain written approval from the Swan River Trust prior to receiving approval from Council.

Further delegation

Director Technical Services
Manager Engineering Services

Legislation

Local Government Act 1995

Duration

Indefinite

Record

Central Records
Reserve Files

Date originally adopted/amended

22 July 1997 (Report C108.97)
23 November 1999 (Report T61.99)
12 June 2001 (Report T27.01)
24 June 2008 (Report CP27.08)
30 June 2009 (Report CP29.09)

Review history - no changes

28 October 2003 (Report T29.03)
23 November 2004 (Report T34.04)
22 June 2010 (Report CP19.10)
24 May 2011 (Report CP20.11)
22 May 2012 (CEO Report)

6A Town Planning Scheme No. 2 - Approval and Refusal of Planning Applications

Delegate

Manager Statutory Planning or Manager Strategic Planning.

Delegated authority

In accordance with Clause 6.7 of Town Planning Scheme No. 2, authority is delegated to the officer/person holding the Office of Manager Statutory Planning or Manager Strategic Planning and in the absence of those persons the delegated authority is to the officer/person for the time being holding the Office of Director Development Services to:

1. determine planning applications in the following categories:
 - a) Developments, including retrospective developments, which are classified 'P' in the Use Class Table and AA use where after advertising where no valid objections relating to the proposal were received.
 - b) Developments, including retrospective developments, involving uses which are incidental to the predominant uses already existing.
 - c) Developments involving subdivision producing up to four lots or amalgamations of up to four lots and recommendations to the Western Australian Planning Committee of such subdivisions and amalgamations and that a copy of comments be made available to Elected Members as they are made to the WAPC.
 - d) Clearance of conditions for all subdivisions and amalgamations.
 - e) Home Businesses, including retrospective approvals, which comply with Council Policy provided there are no objections.
 - f) Overheight side boundary fencing, including retrospective approval, not exceeding 3 metres where no objections have been received and both parties have agreed to the proposal.
 - g) All single houses, grouped dwellings (maximum 4), alterations/extensions to houses, outbuildings, garages, carports, swimming pools, front fences, retaining walls including retrospective approvals, which comply, or could be made to comply by imposing conditions, with the provisions of Council's Town Planning Scheme, policies and the Acceptable Development Criteria of the Residential Design Codes.
 - h) All single houses, grouped dwellings (maximum 4), alterations/extensions to houses, outbuildings, garages, carports,

swimming pools, front fences, retaining walls including retrospective approvals, which require variations to the Acceptable Development Criteria of the Residential Design Codes, the Town Planning Scheme and Council's policies, but where, after advertising no objections have been received; , or where four (4) or less submissions are received relating to the development (which are not specifically related to a variation to the Council's Town Planning Scheme, policies and/or the Acceptable Development Criteria of the Residential Design Codes), or where objections have been satisfactorily overcome by negotiation.

- i) Events, including indoor events not likely to create a noise disturbance to neighbours or not involving the use of fireworks.
2. refuse planning applications that do not comply with the Council's Town Planning Scheme and the Residential Design Codes - Acceptable Development Criteria where no discretion exists for Council to approve the variations.
 3. to enforce and to implement the conditions of planning approval and to ensure that the works required are carried out satisfactorily to the City's standards and specifications.
 4. To issue approval under:
 - a) Section 40 of the Liquor Licensing Act 1988 – Certificate of Local Planning Authority provided the premises does not contravene the City's Town Planning Scheme No. 2;
 - b) Section 55 of the Gaming Commission Act 1987 – Certification of Local Government Authority provided that the use of the premises for gaming activities does not contravene the City's Town Planning Scheme No. 2.

Further delegation

Senior Statutory Planner (for categories 1. b), 1. e), 1. f), 1. g), 1. h) and 3.).

Legislation

Town Planning and Development Act
Town Planning Scheme No 2

Duration

Indefinite

Record

Delegated Authority Register
Central Records System

Date originally adopted/amended

12 December 2000 (Report E253.00)
24 June 2008 (Report CP27.08)
15 December 2009 (Item 15.1)
22 June 2010 (Report CP19.10)
24 May 2011 (Report CP20.11)

Review history – no changes

25 November 2003 (Report E109.03)
26 October 2004 (Report E129.04)
23 May 2006 (Report D40.06)
27 June 2007 (Report D40.07)
30 June 2009 (Report CP29.09)
22 May 2012 (CEO Report)

6B Trading in Public Places

Delegate

Chief Executive Officer

Delegated authority

Where activities requiring licensing under the Local Law Relating to Trading in Public Places are to be conducted by a charitable organisation and/or are of up to 3 days duration, the Chief Executive Officer has the delegated authority to approve the same.

Further delegation

Manager Sustainable Nedlands

Legislation

Local Government Act 1995

Duration

Indefinite

Record

Central Records

Date originally adopted/amended

12 December 2000 (Report E253.00)

Review history - no changes

10 December 2002 (Report E156.02)

25 November 2003 (Report E108.03)

26 October 2004 (Report E111.04)

24 June 2008 (Report CP27.08)

30 June 2009 (Report CP29.09)

22 June 2010 (Report CP19.10)

24 May 2011 (Report CP20.11)

22 May 2012 (CEO Report)

7E Issuing Section 3.25 Notices

Delegate

Chief Executive Officer

Delegated authority

The Chief Executive Officer is authorised to sign notices requiring the owner/s or occupier/s of land to undertake actions (listed in Schedule 3.1 Division 1) as the City requires in accordance with section 3.25 of the Local Government Act 1995.

Further delegation

Manager Property Services

Legislation

Local Government Act 1995

Duration:

Indefinite

Record

Central Records
Property Files

Date originally adopted/amended

13 December 2005 (Report CP36.05)

Review history - no changes

24 June 2008 (Report CP27.08)
30 June 2009 (Report CP29.09)
22 June 2010 (Report CP19.10)
24 May 2011 (Report CP20.11)
22 May 2012 (CEO Report)

7F Signing of Metropolitan Region Scheme Form 1 Applications

Delegate

Chief Executive Officer

Delegated authority

The Chief Executive Officer is authorised to sign Metropolitan Region Scheme Form 1 Applications on behalf of the Council for all developments on land owned by or vested in Council in accordance with Section 5.42 of the Local Government Act 1995.

Further delegation

Nil

Legislation

Local Government Act 1995

Duration

Indefinite

Record

Central Records
Property Files

Date originally adopted/amended

23 May 2006 (Report D40.06)

Review history - no changes

24 June 2008 (Report CP27.08)
30 June 2009 (Report CP29.09)
22 June 2010 (Report CP19.10)
24 May 2011 (Report CP20.11)
22 May 2012 (CEO Report)

8B Liquor Licensing Act Functions

Delegate

Chief Executive Officer

Delegated authority

The City of Nedlands as the Local Health Authority delegates the authorising of Certificates of the Local Health Authority, pursuant to Section 39 of the Liquor Licensing Act 1988, to the Chief Executive Officer.

The City of Nedlands delegates to the Chief Executive Officer authority to approve applications referred by the Director of Liquor Licensing for Extended Trading Permits and One-Off Variations – Sunday Trading on Long Weekends (as amended at 1 December 2002), provided the conditions relating to live entertainment and the one hour limit are adhered to. Where more than one hour of additional trading is sought the matter shall be referred to Council.

Further delegation

Manager Sustainable Nedlands

Legislation

Local Government Act 1995
Liquor Licensing Act 1988

Duration

Indefinite
Record
Central Records
Property Files

Date originally adopted/amended

8 August 2000 (Report E174.00)
26 August 2003 (Report E71.03)

Review history - no changes

10 December 2002 (Report E156.02)
23 October 2001 (Report E150.01)
25 November 2003 (Report E108.03)
26 October 2004 (Report E111.04)
24 June 2008 (Report CP27.08)
22 May 2012 (CEO Report)

30 June 2009 (Report CP29.09)
22 June 2010 (Report CP19.10)
24 May 2011 (Report CP20.11)

10C Active Recreation Area Use

Delegate

Chief Executive Officer

Delegated authority

The Chief Executive Officer is delegated the authority to administer the provisions of Protocol – Recreation: Physical

Further delegation

Director Community and Organisational Development
Manager Community Development
Coordinator Community Development
Senior Customer Service Officer

Legislation

Local Government Act

Duration

Indefinite

Record

Central Records
Reserve File
Booking Register

Date originally adopted/amended

22 July 1997 (Report C108.97)
11 February 2003 (Report C3.03)
23 November 2004 (Report C67.04)
24 June 2008 (Report CP27.08)
30 June 2009 (Report CP29.09)
28 June 2011 (Report CM03.11)

Review history - no changes

12 June 2001 (Report T27.01)
12 February 2002 (Report C1.02)
11 February 2003 (Report C3.03)
25 November 2003 (Report C70.03)
23 November 2004 (Report C67.04)
22 June 2010 (Report CP19.10)
24 May 2011 (Report CP20.11)
22 May 2012 (CEO Report)

10E Community Grants

Delegate

Chief Executive Officer

Delegated authority

The Chief Executive Officer has delegated authority to approve grant applications to the Community Grants Fund.

Further delegation

Director Community and Strategy
Manager Community Development

Legislation

Local Government Act 1995

Duration

Indefinite

Record

Central Records
Register of Delegated Authorities

Date originally adopted/amended

26 October 2010 (Report CM25.10)

Review history - no changes

24 May 2011 (Report CP20.11)
22 May 2012 (CEO Report)

10F Sponsorship of Youth Initiatives Fund

Delegate

Chief Executive Officer

Delegated authority

The Chief Executive Officer has delegated authority to approve grant applications from the Sponsorship of Youth Initiatives Fund.

Further delegation

Director Community and Strategy
Manager Community Development

Legislation

Local Government Act 1995

Duration

Indefinite

Record

Central Records
Register of Delegated Authorities

Date originally adopted/amended

22 February 2005 (Report C12.05)
24 June 2008 (Report CP27.08)
30 June 2009 (Report CP29.09)

Review history - no changes

22 June 2010 (Report CP19.10)
24 May 2011 (Report CP20.11)
22 May 2012 (CEO Report)



Recreation: Physical

KFA	Community Wellbeing
Status	Administration
Responsible sub unit	Community Development
Objective	To provide guidance on the provision of sport and non-structured recreational services provided by the City.

Context

The City ensures community access to a wide range of physical recreational opportunities. These include participation in structured sporting clubs and unstructured recreation (e.g. walking, cycling).

Statement

The City's main role in relation to physical recreation is to ensure access to facilities.

These facilities may include:

- Reserves and ovals
- Pavilions and clubrooms
- Footpaths and cycle ways
- Aquatic facilities.

Exclusive use:

Where a sporting club requires exclusive use of a facility (e.g. a bowling club) the City may grant exclusive use through a standard lease.

The key features of the lease will be:

- No rent to be paid by the Club
- All building maintenance and utilities costs to be paid by the Club.

The underlying principle of the standard lease is "at no cost to Council".

Non exclusive use:

Where a sporting club requires non-exclusive use of a facility (e.g. seasonal club) the City may grant one-off or regular hire through the City's bookings system. A hire fee will apply. Facilities available for hire are maintained by the City.



Facility Development:

Sporting Clubs may apply to Council for grant assistance towards their facility development. Council may endorse the club's facility development without providing a financial contribution towards it. Applications for facility funding will be considered against the following criteria:

- Impact on physical activity levels
- Priority rating in the Strategic Recreation Plan
- Multi-use
- Community impact

Applications from sporting clubs for facility funding will be considered only as part of the Department of Sport and Recreation's CSRFF (Community Sport and Recreation Facilities Fund) funding rounds.

Related documentation

- Strategic Recreation Plan - M11/4502
- Standard Lease - D11/6146

Related local law and legislation

Nil

Related delegation

10 C – Recreation: Physical (formerly Active Recreation Area Use)

Issued

Approved by Executive 19 July 2011

Amendments

Nil
