

Corporate Services Reports


Committee Consideration – 8 February 2011
Council Resolution – 22 February 2011

Table of Contents

Item No.	Page No.
CP01.11 Standing Orders Amendment Local Law 2010.....	2
CP02.11 Monthly Financial Report – November 2010	7
CP03.11 Investment Report – November 2010	11
CP04.11 List of Accounts Paid - November 2010	14
CP05.11 Monthly Financial Report – December 2010	16
CP06.11 Investment Report – December 2010	21
CP07.11 List of Accounts Paid - December 2010	24

CP01.11	<i>Standing Orders Amendment Local Law 2010</i>
----------------	--

Committee	8 February 2011
Council	22 February 2011

Applicant	City of Nedlands
Owner	City of Nedlands
A/CEO	Mike Cole – Acting Chief Executive Officer
A/CEO Signature	
File ref:	LEG021-02
Previous Item No's	CP33.10 28 September 2010
Disclosure of Interest	No officer involved in the preparation of this report had any interest which required it to be declared in accordance with the provisions of the Local Government Act (1995).

Purpose

The purpose of this report is to approve the City of Nedlands Standing Orders Amendment Local Law 2010 in accordance with the requirements of the Local Government Act 1995 and the Local Government Operational Guidelines Number 16 issued by the Department of Local Government.

Recommendation to Committee

Council approves the City of Nedlands Standing Orders Amendment Local Law 2011 as contained in the attachment, in accordance with the requirements of Section 3.12(4) of the Local Government Act 1995.

Strategic Plan

KFA 5: Governance

5.6 - Ensure compliance with statutory requirements and guidelines.

This report will ensure the City meets its statutory requirements for a review of the City of Nedlands Standing Orders Local Law 2009 requested by Council.

Background

At their meeting of 27 April 2010, in response to a Notice of Motion, Council resolved to review the City of Nedlands Standing Orders Local Law in regard to the requirements for Notices of Motion.

In order to comply with the Local Government Act 1995 and Local Government Operational Guidelines Number 16 issued by the Department of Local Government, a subsequent report was then presented to Council on 25 May 2010 to enable the Mayor to give notice of the purpose and effect of the local

law and authorising the Chief Executive Officer to give statewide and local public notice of the proposal to review the local law.

In addition to the requirement to review notice required for a notice of motion, the following amendments were proposed:

1. Amend clause 3.9 – by amending the notice required for a notice of motion to be at least 7 clear working days, instead of at the meeting before and a second minor amendment to correct an error, where it should refer to 3.9 (6) and not 3.9 (a).
2. Amend clause 3.10 – by clarifying that elected members can accept only urgent business by a decision of elected members, unless that urgent business is accepted with the consent of the Presiding Member.
3. Insert new clause 10.1A – requiring elected members to submit substantial amendments and/or alternative resolutions to recommendations on Council agendas to the Chief Executive Officer, with supporting reasons, by 12 noon on the day before each Council meeting.
4. Amend clause 10.21 - to clarify conflicting clauses 10.13 and 10.21 with an amendment to clause 10.21 that will allow the mover to exercise the right of reply, even if they have spoken to an amendment.

The purpose of this period of advertising is to inform the general public of the proposed review of the local law, to seek comments on the proposed changes and seek any further submissions on the local law. Statewide and local public notice was given and the comments /submission period closed on 19 July 2010.

At the close of submissions, no further comments or submissions had been received and the proposed City of Nedlands Standing Orders Amendment Local Law was presented to Council on 28 September 2010 for approval to advertise the final draft.

Statewide and local public notice was given and the comments /submission period closed on Monday 29 November 2010. At the close of submissions the only response received was from the Department of Local Government with a number of minor changes to the wording in order to conform to the current Parliamentary Counsel Office drafting standards. These drafting standards are intended to make amendments to local laws concise and straightforward.

In addition to this feedback from the Department, it was also discovered that the second minor change to clause 3.9 was not required. The error had been identified at the time of printing the Government Gazette but that change had not been incorporated in the City's printed version. As the printed version in the Government Gazette is the official version, the City needs only update clause 3.9(7) of the version published on the City's website without amending the local law.

Proposal Detail

The draft City of Nedlands Standing Orders Amendment Local Law has been amended to take into account suggested changes to the wording provided by the Department of Local Government and is included as Attachment 1.

In accordance with the requirements of Section 3.12 and 3.16 of the Local Government Act 1995 and Local Government Operational Guidelines Number 16 issued by the Department of Local Government, the City of Nedlands Standing Orders Amendment Local Law 2011 is now presented to Council for approval.

Consultation

Required by legislation:	Yes <input checked="" type="checkbox"/>	No <input type="checkbox"/>
Required by City of Nedlands policy:	Yes <input type="checkbox"/>	No <input checked="" type="checkbox"/>

The review of a local law requires a period of at least 6 weeks to allow for submissions on the existing local law and a further period of at least 6 weeks for submissions on the proposed local law.

Legislation

This report meets the requirements of Section 3.12 and 3.16 of the Local Government Act 1995 and Local Government Operational Guidelines Number 16 issued by the Department of Local Government.

Budget/Financial implications

Not applicable.

Risk Management

All local laws are required to be submitted to the Delegated Legislation Committee of State Parliament and there is a risk that any changes proposed by the Council may be disallowed by the Committee and referred back to Council. This risk is increased if the process as outlined in the Local Government Act 1995 is not followed.

Discussion

The process for the review of a local law is as follows:

1. A report to Council is to be submitted recommending the review/amendment of a local law (in this case a review is due as per section 3.16 of the Local Government Act 1995), and the Presiding Member is to give notice of the purpose and effect of the local law;
2. Statewide and local public notice is to be given of the review, inviting submissions over a period of not less than 6 weeks;

3. A copy of the current local law is to be forwarded to the Minister for Local Government as well as any other Minister that administers the Act under which the Local Law is made advising them that the Local Law is being reviewed and a new Local Law is proposed;
4. After the advertising period is complete, an assessment of any submissions is to be made and the new Local Law is to be written;
5. A report to Council is submitted recommending the advertisement of the new Local Law that takes into account any submissions made during the initial advertising period;
6. Statewide and local public notification of the proposed/amended Local Law is to be given, inviting submissions over a period of not less than 6 weeks;
7. A copy of the proposed/amended Local Law and National Competition form is forwarded to the Minister of Local Government as well as any other Minister that administers the act under which the Local Law is made.
8. Upon completion of the advertising period for the proposed/amended Local Law, an assessment of any submissions is made;
9. Providing the submissions are not major, or cause any significant alterations to the advertised Local Law, a report is presented requesting Council to make the Local Law by resolution by absolute majority. If alterations are significant, the process is to recommence from the beginning;
10. The adopted Local Law signed and sealed by the Mayor and CEO;
11. A copy of the adopted Local Law is published in the Government Gazette;
12. A copy of the gazetted Local Law is forwarded to the Minister of Local Government as well as any other Minister that administers the Act under which the Local Law is made;
13. A copy of the Local Law, the Explanatory Memorandum and the Explanatory Memorandum checklist is forwarded to the Committee Clerk of the of the Joint Standing Committee on Delegated Legislation; and
14. The Local Law adopted by Council by absolute majority is advertised by local public notice outlining the title, purpose and effect, date the local law comes into operation and advising that copies may be inspected or obtained from the office of the local government.

This report represents the completion of steps 1 to 9 outlined above and Council approval is now required to approve the proposed local law.

Conclusion

Any review of a local law is required meet statutory requirements and this process is outlined in the Sections 3.12 and 3.16 of the Local Government Act 1995 and Local Government Operational Guidelines Number 16 issued by the Department of Local Government. Having completed steps 1 to 8 outlined

above, Council is now requested to adopt the City of Nedlands Standing Orders Amendment Local Law 2011.

Attachments

1. City of Nedlands Standing Orders Amendment Local Law 2011

LOCAL GOVERNMENT ACT 1995

CITY OF NEDLANDS

STANDING ORDERS AMENDMENT LOCAL LAW 2011

Under the powers of the *Local Government Act 1995* and by all other powers, the Council of the City of Nedlands resolved on _____ to make the following local law.

1. Citation

This local law may be cited as the *City of Nedlands Standing Orders Amendment Local Law 2011*.

2. Commencement

This local law comes into operation 14 days after the date of its publication in the *Government Gazette*.

3. Principal Local Law

In this local law, the *City of Nedlands Standing Orders Local Law 2009* as published in the *Government Gazette* on 13 May 2009 is referred to as the principal local law. The principal local law is amended.

4. Clause 3.9 amended

In clause 3.9(2) delete “at the meeting held immediately prior to” and insert “at least 7 clear working days before”.

5. Clause 3.10 amended

In clause 3.10, after “Member” insert “or a decision of”.

6. Clause 10.1A inserted

Before clause 10.1, insert -

10.1A Alternative motions/amendments

Elected members are to submit material amendments and alternative resolutions to recommendations on Council agendas to the Chief Executive Officer, with supporting reasons, by 12 noon on the day before each Council meeting, so they can be distributed to other elected members to give them an opportunity to reflect on the proposed changes.

7. Clause 10.21 amended

In clause 10.21(b) delete “, providing that they have not spoken during the debate on any amendment”.

Dated: _____ 2011


The Common Seal of the City of Nedlands was hereunto affixed by authority of a resolution of the Council of -

SHERYL FROESE, Mayor

GRAHAM FOSTER, Chief Executive Officer

CP02.11	Monthly Financial Report – November 2010
----------------	---

Committee	8 February 2011
Council	22 February 2011

Applicant	City of Nedlands
Owner	City of Nedlands
Officer	Rajah Senathirajah – Manager Finance
Director	Michael Cole – Director Corporate Service
Director Signature	
File ref:	Fin/072-16
Previous Item No's	Nil
Disclosure of Interest	No officer involved in the preparation of this report had any interest which required it to be declared in accordance with the provisions of the Local Government Act (1995).

Purpose

Administration is required to provide Council with a monthly financial report in accordance with Regulation 34(1) of the Local Government (Financial Management) Regulations 1996.

Recommendation to Committee

Council receives the Monthly Financial Report for November 2010.

Strategic Plan

KFA 5: Governance

5.6 – Ensure compliance with statutory requirements and guidelines.

This report will ensure the City meets its statutory requirements.

Background

Regulation 34(1) of the Local Government (Financial Management) Regulations 1996 requires a local government to prepare a monthly statement of financial activity reporting on the revenue and expenditure, as set out in the annual budget.

A statement of financial activity and any accompanying documents are to be presented to the Council at the next ordinary meeting of the Council following the end of the month to which the statement relates, or to the next ordinary meeting of the council after that meeting.

In addition to the above and in accordance with Regulation 34(5) of the Local Government (Financial Management) Regulations 1996, each year Council is required to adopt a percentage or value to be used in the reporting of material variances. For this financial year the amount is \$10,000 or 10% whichever is the greater.

Proposal Detail

Not applicable.

Consultation

Required by legislation: Yes No
 Required by City of Nedlands policy: Yes No

Legislation

The monthly financial management report meets the requirements of Regulation 34(1) and 34(5) of the Local Government (Financial Management) Regulations 1996.

Budget/Financial Implications

As outlined in the Monthly Financial Report.

Risk Management

The monthly financial variance from the budget of each business unit is reviewed with the respective manager to identify the need for any remedial action. Significant variances are highlighted to Council in the Monthly Financial Report.

Discussion

This report covers the first five months of the 2010/11 Financial Year.

The operating revenue for the period was \$21.71 million, which is approximately 93% of the annual 2010/11 Budget. Following the adoption of the Budget in June 2010, rates and sanitation services charges were levied and these form the bulk of the revenue.

The total operating expenses for the five months, based on invoices received and processed as at the end of November, was \$10.47 million. This is approximately 44% of the annual Budget, and reflects that overall expenses are marginally over the pro-rata Budget.

The attached operating statement compares “Actual” with “Budget” by Business Units.

Variations from the Budget of revenue and expenses by Directorates are highlighted in the following paragraphs.

Governance

Expenditure: Unfavourable variance of \$ 51,416

Revenue: Favourable variance of \$ 7,153

The unfavourable expenditure variance is due to timing differences between the actual expenses and budget profiling, and increase in employee costs.

Corporate Services

Expenditure: Favourable variance of \$ 117,087

Revenue: Favourable variance of \$ 485,902

The favourable expenditure variance is due to timing differences in the payment of IT licences, interest on loans, and professional fees.

Early adoption of the Budget, leading in turn to the early receipt of rates payments, has resulted in the City receiving higher than budgeted interest income from the investment of funds surplus to the immediate needs of the City. The partial recovery of merchant fees on credit card payments is also another contributing factor to the favourable revenue variance, as well as the better than expected impact of interim rates on rates revenue.

Community and Strategy

Expenditure: Favourable variance of \$ 157,821

Revenue: Favourable variance of \$ 86,584

The favourable expenditure variance is largely one of timing; a substantial part of the community donations had not been released at the end of November, and there was a seasonal decline in the demand for HACC services from Nedlands Community Care.

The favourable revenue variance is due primarily to the receipt of the second quarterly instalment of the HACC grant, as well as the increased revenue from sale of art works at Tresillian exhibitions.

Development Services

Expenditure: Favourable variance of \$ 420,997

Revenue: Favourable variance of \$ 411,381

The delay in receiving and processing of invoices from sanitation service contractors continues to show an exaggerated favourable expenses variance for this Directorate. The delayed start of some of the projects in Planning and Health has also contributed to the favourable variance.

Building Permits and Development Application levies have been better than expected, and have contributed to the favourable revenue variance. The bulk of the favourable variance is due to the levies for the provision of sanitation services to the commercial / industrial properties in the City.

Technical Services

Expenditure: Unfavourable variance of \$ 1,010,500
 (Excluding infrastructure depreciation, unfavourable variance of \$10,500.)
 Revenue: Favourable variance of \$ 20,250

The higher depreciation charges on infrastructure assets are the main reason for the unfavourable expenditure variance. Revaluation of roads and drainages influence the higher depreciation charges and hence this has to be adjusted during the Mid-Year Budget review. However, the overall cash position will not be affected as this is a non-cash item. Maintenance works on roads and drainage have also progressed at a faster rate than budgeted, contributing to the unfavourable expenses variance.

The small favourable revenue variance shown is largely due the increase in reinstatement fees and fees for advertisements on bus shelters.

Capital Works Programme

Work on capital infrastructure projects are behind schedule due to priority being given to extensive community consultation. However, Management is confident of carrying out most of the planned work, subject to the outcomes from the consultation process.

Net Current Assets

Net Current Assets as at 30 November 2010 was \$18.17 million, of which \$3.98 million were restricted funds. This compares with Net Current Assets of \$19.96 million at the end of the previous month. This gradual decline is to be expected, as the resources are utilised for the provision of services and the completion of the Capital Works Program.

Conclusion

The financial statements for the five months indicate that operating expenses, excluding depreciation charges, are slightly under the pro-rata Budget. The statements also illustrate that the annual rates and sanitation revenues have been levied, and the other revenues are in line with Budget.

Attachments

1. Operating Expenses & Revenue YTD to 30 November 2010
2. Net Current Assets as at 30 November 2010
3. Capital Works 2010/2011 as at 30 November 2010

CITY OF NEDLANDS
OPERATING EXPENSES & REVENUE - BY BUSINESS UNITS
AS AT 30 NOVEMBER 2010

	YTD ACTUAL \$	YTD BUDGET \$	YTD VARIANCE \$	ANNUAL BUDGET \$	BALANCE AVAILABLE \$
Governance					
Governance					
0					
Expenses					
20420 Salaries - Governance	227,164	229,977	2,813	543,800	316,636
20421 Other Employee Costs - Governance	75,195	75,165	-30	180,400	104,693
20423 Office - Governance	15,394	2,080	-13,314	5,000	-15,170
20424 Motor Vehicles - Governance	5,659	7,165	1,506	17,200	11,541
20425 Depreciation - Governance	16,720	13,335	-3,385	32,000	15,280
20427 Finance - Governance	61,333	61,335	2	147,200	85,867
20428 Insurance - Governance	56,396	33,000	-23,396	66,000	9,604
20430 Other - Governance	26,575	20,835	-5,740	50,000	15,800
20434 Professional Fees - Governance	10,609	8,330	-2,279	20,000	6,210
Expenses Total	495,044	451,222	-43,822	1,061,600	550,461
Revenue					
50410 Sundry Income - Governance	-9,238	-2,085	7,153	-5,000	4,238
Revenue Total	-9,238	-2,085	7,153	-5,000	4,238
0 Total	485,806	449,137	-36,669	1,056,600	554,699
Total	485,806	449,137	-36,669	1,056,600	554,699
Governance Total	485,806	449,137	-36,669	1,056,600	554,699
Human Resources					
0					
Expenses					
20520 Salaries - HR	76,484	76,488	4	180,900	104,416
20521 Other Employee Costs - HR	63,281	48,670	-14,611	93,500	29,110
20522 Staff Recruitment - HR	20,663	29,915	9,252	60,000	26,181
20523 Office - HR	7,969	7,389	-580	17,800	9,734
20524 Motor Vehicles - HR	4,647	4,165	-482	10,000	5,353
20525 Depreciation - HR	448	500	52	1,200	752
20527 Finance - HR	-123,625	-123,625	0	-296,700	-173,075
20530 Other - HR	0	4,315	4,315	10,300	10,300
20534 Professional Fees - HR	5,925	1,250	-4,675	2,500	-5,243
20550 Special Projects - HR	0	4,165	4,165	10,000	10,000
Expenses Total	55,791	53,232	-2,559	89,500	17,528
0 Total	55,791	53,232	-2,559	89,500	17,528
Total	55,791	53,232	-2,559	89,500	17,528
Human Resources Total	55,791	53,232	-2,559	89,500	17,528
Members Of Council					
0					
Expenses					
20323 Office - MOC	8,354	1,040	-7,314	2,500	-6,719

20325	Depreciation - MOC	88	85	-3	200	112
20329	Members of Council - MOC	101,038	102,090	1,052	214,200	113,162
20330	Other - MOC	569	3,335	2,766	8,000	7,431
20334	Professional Fees - MOC	1,535	0	-1,535	0	-1,535
Expenses Total		111,584	106,550	-5,034	224,900	112,451
0 Total		111,584	106,550	-5,034	224,900	112,451
Total		111,584	106,550	-5,034	224,900	112,451
Members Of Council Total		111,584	106,550	-5,034	224,900	112,451
Governance Total		653,181	608,919	-44,262	1,371,000	684,678
791 Total		653,181	608,919	-44,262	1,371,000	684,678
#	Corporate Services					
	Corporate Services					
	Corporate Services					
	##					
	Expenses					
21220	Salaries - Corporate Services	31,395	28,338	-3,057	67,000	35,605
21221	Other Employee Costs - Corporate Services	11,484	10,215	-1,269	21,000	9,516
21223	Office Corporate Service	101	350	249	400	299
21224	Motor Vehicles - Corporate Service	3,603	5,500	1,897	13,200	9,597
21235	ICT Expenses - Corporate Service	71,355	85,650	14,295	204,600	97,945
21250	Special Projects - Corporate Service	19,681	27,075	7,394	65,000	34,107
Expenses Total		137,618	157,128	19,510	371,200	187,070
801 Total		137,618	157,128	19,510	371,200	187,070
Corporate Services Total		137,618	157,128	19,510	371,200	187,070
	Customer Services					
	##					
	Expenses					
21320	Salaries - Customer Service	81,199	78,926	-2,273	186,900	105,701
21321	Other Employee Costs - Customer Service	11,198	14,720	3,522	36,600	25,402
21323	Office - Customer Service	811	5,000	4,189	12,000	9,094
21325	Depreciation - Customer Service	113	125	13	300	188
21327	Finance - Customer Service	-91,083	-91,290	-207	-219,100	-128,017
21330	Other - Customer Service	855	250	-605	2,100	1,245
Expenses Total		3,093	7,731	4,638	18,800	13,612
804 Total		3,093	7,731	4,638	18,800	13,612
Customer Services Total		3,093	7,731	4,638	18,800	13,612
	ICT					
	##					
	Expenses					
21720	Salaries - ICT	56,487	54,920	-1,567	129,900	73,413
21721	Other Employee Costs - ICT	8,969	19,625	10,656	27,500	18,531
21723	Office - ICT	2,305	2,125	-180	5,100	2,795
21725	Depreciation - ICT	72,839	77,085	4,246	185,000	112,161
21727	Finance - ICT	-363,875	-363,876	-1	-873,300	-509,425
21730	Other - ICT	0	415	415	1,000	256

21735	ICT Expenses - ICT	154,911	115,585	-39,326	265,200	-27,604
21749	Loss On Sale of Fixed Assets - ICT	0	3,750	3,750	9,000	9,000
Expenses Total		-68,364	-90,371	-22,007	-250,600	-320,872
802 Total		-68,364	-90,371	-22,007	-250,600	-320,872
ICT Total		-68,364	-90,371	-22,007	-250,600	-320,872
Ranger Services						
##						
Expenses						
21120	Salaries - Ranger Services	148,257	163,951	15,694	388,200	239,943
21121	Other Employee Costs - Ranger Services	28,417	26,000	-2,417	53,300	21,983
21123	Office - Ranger Services	6,609	9,124	2,515	20,100	11,748
21124	Motor Vehicles - Ranger Services	15,514	32,085	16,571	77,000	61,486
21125	Depreciation - Ranger Services	14,273	14,165	-108	34,000	19,727
21127	Finance - Ranger Services	73,836	73,540	-296	176,500	102,664
21130	Other - Ranger Services	53,797	51,880	-1,917	76,500	15,090
21134	Professional Fees - Ranger Services	0	2,085	2,085	5,000	5,000
21135	ICT Expenses - Ranger Services	0	0	0	0	-3,337
21137	Donations - Ranger Services	1,000	1,500	500	1,500	500
21149	Loss On Sale of Fixed Assets - Ranger Services	751	0	-751	0	-751
21150	Special Projects - Ranger Services	4,124	0	-4,124	0	-10,415
Expenses Total		346,579	374,330	27,751	832,100	463,637
Revenue						
51101	Fees & Charges - Ranger Services	-20,192	-25,170	-4,978	-31,000	-10,808
51106	Contrib'n Reim & Donations Oper - Rangers Service	-17,222	0	17,222	0	17,222
51110	Sundry Income - Ranger Services	-64	-415	-351	-1,000	-936
51111	Fines & Penalties - Rangers Services	-83,472	-59,375	24,097	-148,800	-65,329
Revenue Total		-120,949	-84,960	35,989	-180,800	-59,851
803 Total		225,629	289,370	63,741	651,300	403,786
Ranger Services Total		225,629	289,370	63,741	651,300	403,786
Records						
##						
Expenses						
22020	Salaries - Records	60,290	60,596	306	143,400	83,110
22021	Other Employee Costs - Records	13,610	15,209	1,599	34,900	21,290
22023	Office - Records	21,474	24,050	2,576	51,300	15,775
22025	Depreciation - Records	113	125	13	300	188
22027	Finance - Records	-99,333	-99,335	-2	-238,400	-139,067
22030	Other - Records	8,600	12,750	4,150	25,000	7,770
22034	Professional Fees - Records	2,703	0	-2,703	0	-2,703
22050	Special Projects - Records	0	5,085	5,085	12,200	12,200
Expenses Total		7,455	18,480	11,025	28,700	-1,436
Revenue						
52001	Fees & Charges - Records	1,288	-625	-1,913	-1,500	-2,788
Revenue Total		1,288	-625	-1,913	-1,500	-2,788

805 Total		8,743	17,855	9,112	27,200	-4,224
Records Total		8,743	17,855	9,112	27,200	-4,224
Corporate Services Total		306,719	381,713	74,994	817,900	279,371
Finance						
General Finance						
##						
Expenses						
21420	Salaries - Finance	207,151	214,677	7,526	508,000	300,849
21421	Other Employee Costs - Finance	41,748	28,875	-12,873	68,200	25,608
21423	Office - Finance	58,681	64,505	5,824	154,300	5,465
21424	Motor Vehicles - Finance	8,194	9,790	1,596	23,500	15,306
21425	Depreciation - Finance	3,339	3,540	201	8,500	5,161
21426	Utility - Finance	3,583	3,075	-508	3,800	217
21427	Finance - Finance	-494,391	-490,506	3,885	-1,177,200	-692,634
21428	Insurance - Finance	4,338	5,460	1,122	13,100	8,762
21430	Other - Finance	513	999	486	2,000	603
21434	Professional Fees - Finance	27,222	34,900	7,678	77,000	35,485
21435	ICT Expenses - Finance	2,517	2,000	-517	15,000	4,475
21450	Special Projects - Finance	0	12,500	12,500	30,000	30,000
Expenses Total		-137,104	-110,185	26,919	-273,800	-260,704
Revenue						
51401	Fees & Charges - Finance	-29,108	-18,250	10,858	-27,000	2,108
51410	Sundry Income - Finance	-81,212	-20,210	61,002	-20,500	60,712
Revenue Total		-110,320	-38,460	71,860	-47,500	62,820
807 Total		-247,424	-148,645	98,779	-321,300	-197,884
General Finance Total		-247,424	-148,645	98,779	-321,300	-197,884
General Purpose						
##						
Expenses						
21627	Finance - General Purpose	893	0	-893	0	-893
21631	Interest - General Purpose	73,712	111,950	38,238	268,700	194,988
Expenses Total		74,605	111,950	37,345	268,700	194,095
Revenue						
51602	Service Charges - General Purpose	-433	0	433	0	433
51604	Grants Operating - General Purpose	-269,150	-270,750	-1,601	-541,500	-272,351
51606	Contrib'n Reim & Donations Oper - General Purpos	-44,363	-20,000	24,363	-40,000	4,363
51607	Interest - General Purpose	-384,253	-237,500	146,753	-570,000	-185,747
Revenue Total		-698,198	-528,250	169,948	-1,151,500	-453,302
808 Total		-623,593	-416,300	207,293	-882,800	-259,207
General Purpose Total		-623,593	-416,300	207,293	-882,800	-259,207
Rates						
##						
Expenses						
21920	Salaries - Rates	24,065	23,178	-887	54,800	30,735
21921	Other Employee Costs - Rates	0	2,040	2,040	4,900	4,900
21927	Finance - Rates	118,487	107,250	-11,237	257,400	138,913

	21930	Other - Rates	18,807	17,500	-1,307	25,000	6,193
	21934	Professional Fees - Rates	1,678	0	-1,678	103,000	101,322
	Expenses Total		163,038	149,968	-13,070	445,100	282,062
	Revenue						
	51908	Rates - Rates	-15,556,583	-15,346,565	210,018	-15,309,000	235,295
	Revenue Total		-15,556,583	-15,346,565	210,018	-15,309,000	235,295
	806 Total		-15,393,545	-15,196,597	196,948	-14,863,900	517,358
	Rates Total		-15,393,545	-15,196,597	196,948	-14,863,900	517,358
	Shared Services						
	##						
	Expenses						
	21523	Office - Shared Services	10,655	26,040	15,385	62,500	48,777
	21534	Professional Fees - Shared Services	0	12,500	12,500	40,000	40,000
	21535	Finance - Shared Services 2	0	415	415	1,000	1,000
	21540	Major Incident Expenses	3,325	0	-3,325	0	-7,244
	Expenses Total		13,979	38,955	24,976	103,500	82,533
	851 Total		13,979	38,955	24,976	103,500	82,533
	Shared Services Total		13,979	38,955	24,976	103,500	82,533
	Finance Total		-16,250,583	-15,722,587	527,996	-15,964,500	142,800
	Corporate Services Total		-15,943,864	-15,340,874	602,990	-15,146,600	422,171
	792 Total		-15,943,864	-15,340,874	602,990	-15,146,600	422,171
	#						
	Community Services						
	Community Development						
	Community Development						
	##						
	Expenses						
	28120	Salaries - Community Development	106,504	101,655	-4,849	240,400	133,896
	28121	Other Employee Costs - Community Development	11,229	11,125	-104	26,600	14,789
	28123	Office - Community Development	676	1,000	324	1,000	-80
	28125	Depreciation - Community Development	3,449	3,790	341	9,100	5,651
	28127	Finance - Community Development	32,667	32,665	-2	78,400	45,733
	28130	Other - Community Development	521	3,115	2,594	7,000	5,808
	28137	Donations - Community Development	53,942	136,010	82,068	149,700	95,758
	28151	Operational Activities - Community Development	62,648	79,055	16,407	135,800	39,316
	29320	Salaries - Volunteer Services VRC	18,436	17,133	-1,303	40,500	22,064
	29321	Other Employee Cost - Volunteer Services VRC	355	1,875	1,520	4,500	3,699
	29323	Office - Volunteer Services VRC	851	1,990	1,139	3,600	2,263
	29325	Depreciation - Volunteer Services VRC	0	85	85	200	200
	29327	Finance - Volunteer Services VRC	5,625	5,625	0	13,500	7,875
	29328	Insurance - Volunteer Services VRC	0	350	350	700	700
	29330	Other - Volunteer Services VRC	-310	1,150	1,460	2,300	2,610
	29335	ICT Expenses - Volunteer Services VRC	186	150	-36	300	114
	28152	Community Visioning	457	0	-457	0	-457
	Expenses Total		297,236	396,773	99,537	713,600	379,939

Revenue						
58101	Fees & Charges - Community Development	-971	0	971	0	971
58104	Grants Operating - Community Development	-15,401	-52,210	-36,809	-70,500	-55,099
58110	Sundry Income - Community Development	-2,248	-1,000	1,248	-1,000	1,248
59304	Grants Operating - Volunteer Services VRC	-14,042	-13,000	1,042	-26,000	-11,958
58105	Community Development Income	0	-2,100	-2,100	-5,200	-5,200
Revenue Total		-32,662	-68,310	-35,648	-102,700	-70,038
815 Total		264,574	328,463	63,889	610,900	309,901
Community Development Total		264,574	328,463	63,889	610,900	309,901
Community Facilities						
Expenses						
28251	Operational Activities - Community Facilities	0	0	0	0	0
Expenses Total		0	0	0	0	0
Revenue						
58201	Fees & Charges - Community Facilities	-1,749	-8,400	-6,651	-16,800	-15,051
58206	Contrib'n Reim & Donation Op -Community Facilitie	-7,874	-6,460	1,414	-15,500	-7,626
58209	Council Property - Community Facilities	-63,216	-63,115	101	-151,200	-87,984
Revenue Total		-72,839	-77,975	-5,136	-183,500	-110,661
813 Total		-72,839	-77,975	-5,136	-183,500	-110,661
Community Facilities Total		-72,839	-77,975	-5,136	-183,500	-110,661
Tresillian						
Expenses						
29120	Salaries - Tresillian CC	62,162	60,023	-2,139	142,000	79,838
29121	Other Employee Costs - Tresillian CC	9,179	8,100	-1,079	18,800	9,621
29123	Office - Tresillian CC	3,214	4,764	1,550	9,700	6,486
29125	Depreciation - Tresillian CC	3,559	4,585	1,026	11,000	7,441
29126	Utility - Tresillian CC	6,247	4,850	-1,397	12,000	5,753
29127	Finance - Tresillian CC	29,174	31,585	2,411	74,000	44,826
29130	Other - Tresillian CC	60,967	24,249	-36,718	48,500	-13,055
29135	ICT Expenses - Tresillian CC	1,602	3,600	1,998	8,700	-3,228
29136	Courses - Tresillian CC	42,042	36,250	-5,792	72,500	19,643
29150	Exhibition	45	0	-45	0	-45
Expenses Total		218,192	178,006	-40,186	397,200	157,279
Revenue						
59101	Fees & Charges - Tresillian CC	-146,208	-103,916	42,292	-210,000	-63,792
59109	Council Property - Tresillian CC	-7,682	-9,710	-2,028	-23,300	-15,618
59110	Sundry Income - Tresillian CC	-5,817	-835	4,982	-2,000	3,817
Revenue Total		-159,708	-114,461	45,247	-235,300	-75,592
814 Total		58,484	63,545	5,061	161,900	81,687
Tresillian Total		58,484	63,545	5,061	161,900	81,687
Community Development Total		250,219	314,033	63,814	589,300	280,927
Community Service Centres						
Library Services						

##						
Expenses						
28523	Office - Mt Claremont Library	7,974	9,750	1,776	23,400	14,380
28525	Depreciation - Mt Claremont Library	2,334	2,500	166	6,000	3,666
28526	Utility - Mt Claremont Library	1,705	3,250	1,545	7,800	6,095
28530	Other - Mt Claremont Library	8,002	10,335	2,333	24,800	8,820
28535	ICT Expenses - Mt Claremont Library	6,722	10,130	3,408	24,300	11,085
28720	Salaries - Library Services	228,900	225,741	-3,159	535,100	306,200
28721	Other Employee Costs - Library Services	33,953	29,290	-4,663	70,300	36,075
28723	Office - Nedlands Library	21,232	23,000	1,768	55,200	29,727
28724	Motor Vehicles - Nedlands Library	3,443	4,750	1,308	11,400	7,958
28725	Depreciation - Nedlands Library	11,476	12,085	609	29,000	17,524
28726	Utility - Nedlands Library	0	7,960	7,960	19,100	19,100
28727	Finance - Nedlands Library	141,667	141,666	-1	340,000	198,333
28730	Other - Nedlands Library	26,331	38,585	12,254	92,600	42,462
28734	Professional Fees - Nedlands Library	0	650	650	1,300	550
28735	ICT Expenses - Nedlands Library	22,081	24,090	2,009	57,800	13,731
28750	Special Projects - Nedlands Library	14,292	7,915	-6,377	19,000	3,408
28731	Grants Expenditure - Nedlands Library	0	830	830	2,000	2,000
Expenses Total		530,112	552,527	22,415	1,319,100	721,113
Revenue						
58501	Fees & Charges - Mt Claremont Library	-186	-250	-64	-600	-414
58510	Sundry Income - Mt Claremont Library	-36	-40	-4	-100	-64
58511	Fines & Penalties - Mt Claremont Library	-487	-210	277	-500	-13
58701	Fees & Charges - Nedland Library	-2,077	-11,250	-9,173	-27,000	-24,923
58704	Grants Operating - Nedlands Library	0	-835	-835	-2,000	-2,000
58710	Sundry Income - Nedlands Library	-3,121	-4,585	-1,464	-11,000	-7,879
58711	Fines & Penalties - Nedlands Library	-1,831	-1,875	-44	-4,500	-2,669
Revenue Total		-7,739	-19,045	-11,306	-45,700	-37,961
816 Total		522,374	533,482	11,108	1,273,400	683,152
Library Services Total		522,374	533,482	11,108	1,273,400	683,152
Nedlands Community Care						
##						
Expenses						
28620	Salaries - NCC	93	0	-93	0	-93
28621	Other Employee Costs - NCC	7,584	0	-7,584	0	-7,584
28623	Office - NCC	1,445	0	-1,445	0	-1,445
28625	Depreciation - NCC	2,261	0	-2,261	0	-2,261
28626	Utility - NCC	1,136	0	-1,136	0	-1,136
28635	ICT Expenses - NCC	0	0	0	0	0
28664	Hacc Unit Cost - NCC	352,952	415,000	62,048	996,000	609,423
Expenses Total		365,473	415,000	49,527	996,000	596,902
Revenue						
58601	Fees & Charges - NCC	-35,311	-44,165	-8,854	-106,000	-70,689

58604	Grants Operating - NCC	-448,803	-346,790	102,013	-832,300	-383,497
58610	Sundry Income - NCC	0	-835	-835	-2,000	-2,000
68603	Grant Capital - NCC	0	0	0	0	0
Revenue Total		-484,114	-391,790	92,324	-940,300	-456,186
818 Total		-118,642	23,210	141,852	55,700	140,717
Nedlands Community Care Total		-118,642	23,210	141,852	55,700	140,717
Point Resolution Occasional Care						
##						
Expenses						
28820	Salaries - Point Resolution	79,978	96,428	16,450	228,100	148,122
28821	Other Employee Costs - Point Resolution	10,958	7,585	-3,373	19,500	8,542
28823	Office - Point Resolution	1,548	2,856	1,308	6,500	1,319
28825	Depreciation - Point Resolution	669	665	-4	1,600	931
28826	Utility - Point Resolution	525	1,585	1,060	3,800	3,275
28827	Finance - Point Resolution	19,583	19,585	2	47,000	27,417
28830	Other - Point Resolution	18,316	11,499	-6,817	24,000	5,062
28835	ICT Expenses - Point Resolution	0	0	0	1,500	1,500
Expenses Total		131,577	140,203	8,626	332,000	196,168
Revenue						
58801	Fees & Charges - Point Resolution	-109,146	-106,000	3,146	-240,000	-130,854
Revenue Total		-109,146	-106,000	3,146	-240,000	-130,854
817 Total		22,431	34,203	11,772	92,000	65,314
Point Resolution Occasional Care Total		22,431	34,203	11,772	92,000	65,314
Volunteer Services						
##						
Expenses						
29220	Salaries - Volunteer Services NVS	12,848	11,036	-1,812	26,100	13,252
29221	Other Employee Costs - Volunteer Services NVS	943	1,565	622	3,600	2,657
29223	Office - Volunteer Services NVS	2,207	1,274	-933	2,700	283
29227	Finance - Volunteer Services NVS	5,750	5,750	0	13,800	8,050
29228	Insurance - Volunteer Services NVS	0	1,900	1,900	1,900	1,900
29230	Other - Volunteer Services NVS	390	1,000	610	2,300	1,592
29235	ICT Expenses - Volunteer Services NVS	0	50	50	700	700
Expenses Total		22,138	22,575	437	51,100	28,434
819 Total		22,138	22,575	437	51,100	28,434
Volunteer Services Total		22,138	22,575	437	51,100	28,434
Community Service Centres Total		448,302	613,470	165,168	1,472,200	917,616
Community Services Administration						
##						
Expenses						
28420	Salaries - Community Services Administration	77,790	77,457	-333	183,200	105,410
28421	Other Employee Costs - Community Services Administration	40,296	21,455	-18,841	51,500	11,204
28423	Office - Community Services Administration	3,348	3,840	492	9,200	5,164
28424	Motor Vehicles - Community Services Administration	14,826	9,585	-5,241	23,000	8,174

28425	Depreciation - Community Services Administration	200	0	-200	0	-200
28427	Finance - Community Services Administration	57,917	57,915	-2	139,000	81,083
28430	Other - Community Services Administration	35	415	380	1,000	965
28434	Professional Fees - Community Services Admin	1,000	1,670	670	4,000	3,000
28435	ICT Expenses - Community Services Administration	720	1,040	320	7,500	-415
28437	Donations - Community Services Administration	7,287	16,170	8,883	38,800	17,026
28450	Special Projects - Community Services Admin	713	3,865	3,152	7,300	6,447
Expenses Total		204,131	193,412	-10,719	464,500	237,859
Revenue						
58420	Positive Ageing Revenue	-1,823	-1,665	158	-4,000	-2,177
58421	Safer Seniors Revenue	0	-2,200	-2,200	-3,300	-3,300
Revenue Total		-1,823	-3,865	-2,042	-7,300	-5,477
823 Total		202,308	189,547	-12,761	457,200	232,382
Community Services Administration Total		202,308	189,547	-12,761	457,200	232,382
Community Services Administration Total		202,308	189,547	-12,761	457,200	232,382
Support and Media						
Support and Media						
##						
Expenses						
28320	Salaries - Marketing & Communications	15,323	14,977	-346	35,400	20,077
28323	Office - Marketing & Communications	20,213	32,500	12,287	78,000	18,992
28325	Depreciation - Marketing & Communications	200	210	11	500	301
28330	Other - Marketing & Communications	3,768	1,250	-2,518	3,000	-3,395
28334	Professional Fees - Marketing & Communications	0	4,165	4,165	10,000	6,455
28350	Special Projects - Marketing & Communications	0	14,585	14,585	35,000	35,000
Expenses Total		39,503	67,687	28,184	161,900	77,429
822 Total		39,503	67,687	28,184	161,900	77,429
Support and Media Total		39,503	67,687	28,184	161,900	77,429
Support and Media Total		39,503	67,687	28,184	161,900	77,429
Community Services Total		940,331	1,184,737	244,406	2,680,600	1,508,354
793 Total		940,331	1,184,737	244,406	2,680,600	1,508,354
#						
Development Services						
Property						
Council Buildings						
##						
Expenses						
24120	Salaries - Council Buildings	44,519	45,768	1,249	108,300	63,781
24121	Other Employee Costs - Council Buildings	7,042	6,774	-268	16,200	9,158
24123	Office - Council Buildings	1,314	1,250	-64	3,000	1,186
24124	Motor Vehicles - Council Buildings	14,849	13,750	-1,099	33,000	18,151
24125	Depreciation - Council Buildings	141,549	140,625	-924	337,500	195,951
24126	Utility - Council Buildings	196	0	-196	0	-196
24127	Finance - Council Buildings	13,333	13,335	2	32,000	18,667
24128	Insurance - Council Buildings	6,183	0	-6,183	0	-6,183
24130	Other - Council Buildings	1,864	2,500	636	6,000	3,727

24133	Building - Council Buildings	505,957	425,225	-80,732	1,016,400	405,236
Expenses Total		736,807	649,227	-87,580	1,552,400	709,477
Revenue						
54109	Council Property - Council Buildings	-46,210	-61,665	-15,455	-148,000	-101,790
Revenue Total		-46,210	-61,665	-15,455	-148,000	-101,790
833 Total		690,597	587,562	-103,035	1,404,400	607,687
Council Buildings Total		690,597	587,562	-103,035	1,404,400	607,687
Property Services						
##						
Expenses						
24420	Salaries - Property Services	148,799	167,819	19,020	397,000	248,201
24421	Other Employee Costs - Property Services	30,402	40,039	9,637	95,900	63,313
24423	Office - Property Services	2,955	6,132	3,177	14,500	8,664
24424	Motor Vehicles - Property Services	8,581	8,960	379	21,500	12,919
24425	Depreciation - Property Services	113	125	13	300	188
24427	Finance - Property Services	76,174	77,915	1,741	187,000	110,826
24430	Other - Property Services	1,967	1,270	-697	3,000	320
24434	Professional Fees - Property Services	54,194	43,750	-10,444	105,000	-28,170
Expenses Total		323,185	346,010	22,825	824,200	416,261
Revenue						
54401	Fees & Charges - Property Services	-254,216	-211,665	42,551	-508,000	-253,784
54410	Sundry Income - Property Services	-8,420	-6,250	2,170	-15,000	-6,580
54411	Fines & Penalties - Property Services	2,689	-4,165	-6,854	-10,000	-12,689
Revenue Total		-259,947	-222,080	37,867	-533,000	-273,053
832 Total		63,238	123,930	60,692	291,200	143,208
Property Services Total		63,238	123,930	60,692	291,200	143,208
Property Total		753,835	711,492	-42,343	1,695,600	750,895
Sustainable Nedlands						
Environmental Health						
##						
Expenses						
24720	Salaries - Environmental Health	53,682	70,190	16,508	165,900	112,218
24721	Other Employee Costs - Environmental Health	19	51	32	100	81
24723	Office - Environmental Health	976	1,055	79	2,400	1,194
24725	Depreciation - Environmental Health	890	875	-15	2,100	1,210
24730	Other - Environmental Health	325	10,950	10,625	21,900	14,337
24751	Operational Activities - Environmental Health	10,724	32,915	22,191	79,000	68,056
Expenses Total		66,616	116,036	49,420	271,400	197,097
Revenue						
54701	Fees & Charges - Environmental Health	0	-65,000	-65,000	-65,000	-65,000
54710	Sundry Income - Environmental Health	-302	-2,085	-1,783	-5,000	-4,698
54711	Fines & Penalties - Environmental Health	0	-4,165	-4,165	-10,000	-10,000
Revenue Total		-302	-71,250	-70,948	-80,000	-79,698
830 Total		66,314	44,786	-21,528	191,400	117,399
Environmental Health Total		66,314	44,786	-21,528	191,400	117,399

Natural Areas						
##						
Expenses						
24223	Office - Natural Areas	0	600	600	1,200	1,200
24251	Operational Activities - Natural Areas	282,863	275,773	-7,090	501,030	92,723
Expenses Total		282,863	276,373	-6,490	502,230	93,923
Revenue						
54204	Grants Operating - Natural Areas	-65,580	-23,950	41,630	-47,900	17,680
54210	Sundry Income - Natural Areas	-4,669	-2,300	2,369	-4,600	69
Revenue Total		-70,249	-26,250	43,999	-52,500	17,749
831 Total		212,615	250,123	37,508	449,730	111,671
Natural Areas Total		212,615	250,123	37,508	449,730	111,671
Sanitation						
##						
Expenses						
24520	Salaries - Sanitation	90,661	83,106	-7,555	196,500	105,839
24521	Other Employee Costs - Sanitation	5,060	1,915	-3,145	4,600	-460
24523	Office - Sanitation	5	0	-5	0	-5
24525	Depreciation - Sanitation	37,766	37,750	-16	90,600	52,834
24527	Finance - Sanitation	103,605	103,665	60	248,800	145,195
24538	Purchase of Product - Sanitation	1,824	0	-1,824	0	-2,012
24552	Residential Kerbside - Sanitation	734,466	781,040	46,574	1,874,500	575,175
24553	Residential Bulk - Sanitation	52,155	233,540	181,385	560,500	18,707
24554	Commercial - Sanitation	36,515	39,170	2,655	94,000	-39,371
24555	Public Waste - Sanitation	33,308	40,420	7,112	97,000	-105,648
24556	Waste Strategy - Sanitation	8,018	33,540	25,522	80,500	32,394
Expenses Total		1,103,383	1,354,146	250,763	3,247,000	782,649
Revenue						
54501	Fees & Charges - Sanitation	-3,318,604	-3,005,485	313,119	-3,083,400	235,204
54510	Sundry Income - Sanitation	-33,749	-14,585	19,164	-35,000	-1,251
Revenue Total		-3,352,352	-3,020,070	332,282	-3,118,400	233,952
828 Total		-2,248,970	-1,665,924	583,046	128,600	1,016,601
Sanitation Total		-2,248,970	-1,665,924	583,046	128,600	1,016,601
Sustainability and Environment						
##						
Expenses						
24620	Salaries - Sustainability & Environmental	8,178	34,976	26,798	82,700	74,522
24621	Other Employee Costs - Sustainability & Env	31,442	28,666	-2,776	66,800	32,628
24623	Office - Sustainability & Environmental	334	4,503	4,169	9,000	8,147
24624	Motor Vehicles - Sustainability & Environmental	7,964	8,750	786	21,000	13,036
24625	Depreciation - Sustainability & Environmental	2,044	1,540	-504	3,700	1,656
24627	Finance - Sustainability & Environmental	62,083	62,085	2	149,000	86,917
24630	Other - Sustainability & Environmental	180	37,623	37,443	85,900	81,085
24634	Professional Fees - Sustainability & Env	0	2,499	2,499	5,000	5,000
24635	ICT Expenses - Sustainability & Environmental	0	0	0	0	0

	24639	Travelsmart - Sustainability & Environmental	23,224	35,540	12,316	85,300	61,464
Expenses Total			135,449	216,182	80,733	508,400	364,455
Revenue							
	54601	Fees & Charges - Sustainability & Environmental	-40,652	-415	40,237	-1,000	39,652
	54609	Council Property - Sustainability & Environmental	0	0	0	0	0
	54610	Sundry Income - Sustainability & Environmental	-5	-501	-496	-1,000	-995
Revenue Total			-40,657	-916	39,741	-2,000	38,657
829 Total			94,791	215,266	120,475	506,400	403,113
Sustainability and Environment Total			94,791	215,266	120,475	506,400	403,113
Sustainable Nedlands Total			-1,875,250	-1,155,749	719,501	1,276,130	1,648,784
Town Planning							
Town Planning							
##							
Expenses							
	24820	Salaries - Town Planning	204,759	226,384	21,625	535,300	328,862
	24821	Other Employee Costs - Town Planning	46,780	47,072	292	111,100	62,761
	24822	Staff Recruitment - Town Planning	3,250	0	-3,250	0	-3,250
	24823	Office - Town Planning	2,554	9,915	7,361	23,500	15,865
	24824	Motor Vehicles - Town Planning	22,001	20,835	-1,166	50,000	27,999
	24825	Depreciation - Town Planning	2,405	2,585	180	6,200	3,795
	24827	Finance - Town Planning	104,677	105,705	1,028	253,700	149,023
	24830	Other - Town Planning	807	2,500	1,693	6,000	4,876
	24834	Professional Fees - Town Planning	31,279	60,420	29,141	145,000	102,935
	24857	Strategic Projects - Town Planning	75,797	88,545	12,748	212,500	133,703
	24861	Town Planning Scheme - Town Planning	0	41,675	41,675	100,000	92,727
Expenses Total			494,310	605,636	111,326	1,443,300	919,296
Revenue							
	54801	Fees & Charges - Town Planning	-271,391	-219,161	52,230	-526,000	-254,609
	54810	Sundry Income - Town Planning	0	-8,335	-8,335	-20,000	-20,000
Revenue Total			-271,391	-227,496	43,895	-546,000	-274,609
827 Total			222,919	378,140	155,221	897,300	644,687
Town Planning Total			222,919	378,140	155,221	897,300	644,687
Town Planning Total			222,919	378,140	155,221	897,300	644,687
Development Services Total			-898,496	-66,117	832,379	3,869,030	3,044,366
794 Total			-898,496	-66,117	832,379	3,869,030	3,044,366
#							
Technical Services							
Technical Services							
Infrastructure Services							
##							
Expenses							
	26220	Salaries - Infrastructure Services	396,583	416,810	20,227	990,000	591,477
	26221	Other Employee Costs - Infrastructure Services	181,517	146,069	-35,448	363,100	178,320
	26222	Staff Recruitment - Infrastructure Services	0	0	0	0	0
	26223	Office - Infrastructure Services	16,665	30,728	14,064	62,300	42,661
	26224	Motor Vehicles - Infrastructure Services	35,353	30,000	-5,353	72,000	36,647

26225	Depreciation - Infrastructure Services	10,312	24,835	14,523	59,600	49,288
26227	Finance - Infrastructure Services	-688,453	-538,666	149,787	-1,292,800	-604,347
26228	Insurance - Infrastructure Services	85,472	44,800	-40,672	89,600	4,128
26230	Other - Infrastructure Services	44,974	11,383	-33,591	64,600	16,657
26231	Interest - Infrastructure Services	272	0	-272	0	-272
26234	Professional Fees - Infrastructure Services	47,875	93,753	45,879	216,000	143,101
26235	ICT Expenses - Infrastructure Services	7,507	8,540	1,033	20,500	-4,617
26249	Loss On Sale of Fixed Assets - Infrastructure Serv	246	0	-246	0	-246
Expenses Total		138,323	268,252	129,929	644,900	452,796
836 Total		138,323	268,252	129,929	644,900	452,796
Infrastructure Services Total		138,323	268,252	129,929	644,900	452,796
Plant Operating						
##						
Expenses						
26525	Depreciation - Plant Operating	205,148	188,335	-16,813	452,000	246,852
26527	Finance - Plant Operating	-360,321	-419,916	-59,595	-1,007,800	-647,479
26532	Plant - Plant Operating	305,192	250,005	-55,187	600,000	293,462
26549	Loss On Sale of Fixed Assets - Plant Operating	71,405	12,500	-58,905	30,000	-41,405
Expenses Total		221,424	30,924	-190,500	74,200	-148,570
Revenue						
56501	Fees & Charges - Plant Operating	-5,979	-5,000	979	-12,000	-6,021
56515	Profit On Sale of Fixed Assets - Plant Operating	-20,838	-28,750	-7,912	-69,000	-48,162
Revenue Total		-26,818	-33,750	-6,933	-81,000	-54,183
838 Total		194,606	-2,826	-197,432	-6,800	-202,752
Plant Operating Total		194,606	-2,826	-197,432	-6,800	-202,752
Streets Roads and Depots						
##						
Expenses						
26625	Depreciation - Streets Roads & Depots	1,762,485	620,876	-1,141,609	1,490,100	-272,385
26626	Utility - Streets Roads & Depots	54,673	163,625	108,952	395,400	-36,232
26630	Other	10,358	18,335	7,977	52,300	41,741
26640	Reinstatement - Streets Roads & Depot	1,582	1,628	47	20,600	17,291
26667	Road Maintenance	296,226	179,960	-116,266	431,900	120,658
26668	Drainage Maintenance	181,467	104,335	-77,132	250,400	16,876
26669	Footpath Maintenance	80,875	97,915	17,040	235,000	142,257
26670	Parking Signs	28,893	31,835	2,942	76,400	46,387
26671	Right of Way Maintenance - Pavement	45,999	34,625	-11,374	83,100	34,104
26672	Bus Shelter Maintenance	11,734	16,000	4,266	38,400	26,569
26673	Graffiti Control	15,088	22,625	7,537	54,300	37,232
26674	Depot	44,856	42,750	-2,106	102,600	56,316
Expenses Total		2,534,234	1,334,509	-1,199,725	3,230,500	230,813
Revenue						
56601	Fees & Charges - Streets Roads & Depots	-37,337	-15,165	22,172	-42,000	-4,663
56604	Grants Operating - Streets Roads & Depots	0	0	0	-8,000	-8,000

56606	Contrib'n Reim & Don Op - Streets Roads & Depots	-31,394	-28,300	3,094	-58,000	-26,606
56610	Sundry Income - Streets Roads & Depots	-319	-4,415	-4,096	-10,600	-10,281
66603	Grant Capital - Streets Roads & Depots	-158,608	0	158,608	0	158,608
Revenue Total		-227,657	-47,880	179,777	-118,600	109,057
837 Total		2,306,576	1,286,629	-1,019,947	3,111,900	339,870
Streets Roads and Depots Total		2,306,576	1,286,629	-1,019,947	3,111,900	339,870
Technical Services Total		2,639,506	1,552,055	-1,087,451	3,750,000	589,914
Reserves						
Parks and Ovals						
##						
Expenses						
26365	Maintenance - Parks & Ovals	1,372,784	1,514,375	141,591	3,634,500	1,985,290
26360	Depreciation - Parks & Reserves	48,631	156,835	108,205	376,400	327,770
Expenses Total		1,421,415	1,671,210	249,795	4,010,900	2,313,059
Revenue						
56306	Contrib'n Reim & Donations Op - Parks & Ovals	-15,061	-10,290	4,771	-30,900	-15,839
56309	Council Property - Parks & Ovals	-29,271	-22,680	6,591	-51,900	-25,040
56310	Sundry Income - Parks & Ovals	0	-7,349	-7,349	-9,800	-9,800
56311	Grants Capital	-6,235	0	6,235	0	6,235
Revenue Total		-50,567	-40,319	10,248	-92,600	-44,444
839 Total		1,370,848	1,630,891	260,043	3,918,300	2,268,615
Parks and Ovals Total		1,370,848	1,630,891	260,043	3,918,300	2,268,615
Reserves Total		1,370,848	1,630,891	260,043	3,918,300	2,268,615
Technical Services Total		4,010,354	3,182,946	-827,408	7,668,300	2,858,529
795 Total		4,010,354	3,182,946	-827,408	7,668,300	2,858,529
Grand Total		-11,238,493	-10,430,389	808,104	442,330	8,518,098

CITY OF NEDLANDS
NET CURRENT ASSETS
AS AT 30 NOVEMBER 2010

	2010/2011 YTD 30 November 10	2010/2011 YTD 31 October 10
Current Assets		
Cash at Bank	\$2,004,654	\$2,993,308
Cash Investments	\$16,726,612	\$16,647,380
Other Financial Assets		
Debtors - Rates Receivable	\$4,330,110	\$4,709,260
Debtors - Other	\$327,310	\$304,789
Prepayments		
Stock	\$10,226	\$6,694
	\$23,398,912	\$24,661,431
Current Liabilities		
Creditors	\$2,181,909	\$1,708,977
Payroll Deductions		
Staff Provisions	\$1,223,573	\$1,210,678
Accruals and Provisions - General		
Income in Advance		
Borrowings	\$72,020	\$92,563
Other	\$1,750,929	\$1,685,935
	\$5,228,431	\$4,698,153
Net Current Assets	\$18,170,481	\$19,963,278
Less Restricted Reserves	\$3,978,919	\$3,959,978
	\$14,191,562	\$16,003,300

CAPITAL WORKS 2010/2011

AS AT 30 NOVEMBER 2010


			Year to Date Actual	Year to Date Budget	Committed Balance	Annual Budget	Balance Available
2	Footpath Rehabilitation		16,310	249,585	18,426	599,223	564,487
	2003	Alfred Road	0	0	0	0	0
	2225	Stephenson Avenue	0	0	0	0	0
	2558	Bus Shelters	218	0	0	0	(218)
	2006	Stubbs Terrace	0	39,570	255	95,000	94,745
	2025	Verdun Street	0	31,240	0	75,000	75,000
	2028	Dalkeith Road	0	21,660	0	52,000	52,000
	2037	Elizabeth Street	4,417	42,900	5,584	103,000	93,000
	2040	Webster Street	0	7,215	0	17,323	17,323
	2200	John XXII Avenue	0	32,030	0	76,900	76,900
	2334	Oleria Lane	11,675	74,970	12,587	180,000	155,738
3	Road Rehabilitation		187,268	799,345	187,718	1,919,200	1,544,213
	2003	Alfred Road	0	0	0	0	0
	2053	Curlew Road	(552)	0	0	0	552
	2131	Sherwood Road	1,252	0	0	0	(1,252)
	2145	Zamia Road	44,312	37,775	0	90,700	46,388
	2182	The Esplanade	0	0	0	0	0
	2189	Adams Road	0	91,630	0	220,000	220,000
	2028	Dalkeith Road	0	53,605	0	128,700	128,700
	2024	Carrington Street	44,008	99,875	84,398	239,800	111,394
	2036	Gallop Road	0	101,170	0	242,900	242,900
	2042	Stanley Street	51,338	191,340	102,043	459,400	306,018
	2043	Carroll Street	0	40,275	0	96,700	96,700
	2162	Wattle Avenue	0	36,235	0	87,000	87,000
	2166	Hooley Street	46,909	32,485	1,277	78,000	29,814
	2191	Bishop Road	0	34,405	0	82,600	82,600
	2195	Circle Circle South	0	80,550	0	193,400	193,400
4	Drainage Rehabilitation		61,862	87,465	53,484	210,000	94,653
	9000	City Wide	61,862	87,465	53,484	210,000	94,653
5	Street Furniture		0	49,980	0	120,000	120,000
	9000	City Wide	0	49,980	0	120,000	120,000
6	Grant Funded Projects		46,260	686,520	581,820	1,648,300	1,020,220
	2003	Alfred Road	0	31,240	5,559	75,000	69,442
	2010	Broadway	4,993	84,965	0	204,000	199,007
	2225	Stephenson Avenue	6,798	164,060	262,727	393,900	124,374
	2028	Dalkeith Road	0	16,660	33,904	40,000	6,096
	2001	Railway Road	0	41,235	0	99,000	99,000
	2018	Underwood Avenue	1,293	267,145	264,596	641,400	375,511
	2030	Beatrice Road	33,175	34,985	12,834	84,000	37,991
	2179	Lemnos Street	0	36,235	2,200	87,000	84,800
	2198	Hamden Road	0	9,995	0	24,000	24,000
9	Road Resurfacing		0	0	0	0	0
	2087	Vix Street	0	0	0	0	0
10	Road Improvement		76,992	141,200	8,617	339,000	253,391

			Year to Date Actual	Year to Date Budget	Committed Balance	Annual Budget	Balance Available
	2023	Bruce Street	65,139	10,415	0	25,000	(40,139)
	2049	Asquith Street	0	2,915	0	7,000	7,000
	2175	Swanbourne	1,851	20,825	0	50,000	48,149
	9000	City Wide	0	12,495	0	30,000	30,000
	2189	Adams Road	8,630	0	2,333	0	(10,963)
	2037	Elizabeth Street	620	19,575	5,376	47,000	41,004
	2001	Railway Road	753	64,560	908	155,000	153,339
	2095	Hardy Road	0	10,415	0	25,000	25,000
11	Building Construction		262,445	590,020	45,702	1,416,577	1,108,431
	4001	Allen Park Lower Pavilion	6,209	20,825	0	50,000	43,791
	4002	Dalkeith Hall	0	5,830	0	14,000	14,000
	4003	Council Depot	21,419	18,745	0	45,000	23,581
	4004	Drabble House	0	31,240	2,727	75,000	72,273
	4006	Hackett Playcentre	0	3,750	0	9,000	9,000
	4007	JC Smith Pavilion	42,962	33,405	19,719	80,200	17,519
	4008	Nedlands Library	(5,456)	6,415	17,892	15,400	2,964
	4009	PROCC	7,920	5,375	0	12,900	4,980
	4010	NCC	27,739	9,165	0	22,000	(5,739)
	4012	Mt Claremont Community Centre	0	22,490	0	54,000	54,000
	4016	67 Stirling Highway (Maisonettes)	18,054	108,290	0	260,000	241,946
	4018	Tressilian	6,073	87,445	0	209,949	203,876
	4020	71 Stirling Highway (Administration)	982	26,240	0	63,000	62,018
	4022	Public Facilities (Public Toilets)	0	20,825	0	50,000	50,000
	4046	Community Buildings	26,551	22,910	0	55,000	28,449
	4047	Nedlands Yatch Club	59,439	0	0	0	(59,439)
	4101	Melvista Reserve	12,128	5,050	0	12,128	0
	4108	Mt Claremont Oval	37,659	156,190	5,364	375,000	331,977
	4164	College Park Family Centre	766	5,830	0	14,000	13,234
12	Off Street Parking		55,581	16,660	0	40,000	(15,581)
	4003	Council Depot	55,581	16,660	0	40,000	(15,581)
14	Parks & Reserves Construction		401,077	487,250	90,150	1,169,860	678,633
	2132	Beecham Road	0	157,020	5,273	377,000	371,727
	4012	Mt Claremont Community Centre	7,170	0	0	0	(7,170)
	4052	Allen Park	0	0	0	0	0
	4062	Blain Park	17,554	17,910	0	43,000	25,446
	4072	College Park	11,094	6,620	256	15,900	4,550
	4079	David Cruickshank Reserve	23,003	13,620	3,000	32,700	6,697
	4085	Genesta Park	0	13,620	0	32,700	32,700
	4091	Highview Park	226,095	130,850	14,488	314,160	73,577
	4092	Hollywood Tennis Court Reserve	0	0	0	0	0
	4093	Mt Claremont	0	36,860	66,448	88,500	22,052
	4109	Nardina Crescent Reserve	0	0	0	0	0
	4111	Nedlands Library Surrounds	8,597	23,200	685	55,700	46,418
	4112	Nedlands Park	46,481	20,825	0	50,000	3,519
	4118	Peace Memorial Rose Garden	20,333	11,455	0	27,500	7,167
	4130	St Peters Square Gardens	13,025	0	0	0	(13,025)
	4137	Swanbourne Beach Reserve	16,410	13,620	0	32,700	16,290
	4169	River Wall Maintenance	11,316	41,650	0	100,000	88,684
15	Plant & Equipment		294,533	241,570	0	580,000	285,467

			Year to Date Actual	Year to Date Budget	Committed Balance	Annual Budget	Balance Available
	7500	Engineering Services	174,097	149,105	0	358,000	183,903
	7501	Town Planning	65,879	14,580	0	35,000	(30,879)
	7502	Property Services	22,182	0	0	0	(22,182)
	7503	Corporate Services	0	0	0	0	0
	7505	Rangers	0	49,980	0	120,000	120,000
	4250	Development Services	0	27,905	0	67,000	67,000
	7508	Finance	32,375	0	0	0	(32,375)
16	<i>ICT Capital Projects</i>		61,964	39,580	2,059	95,000	30,976
	6031	IT Project 1	0	6,250	0	15,000	15,000
	6032	IT Project 2	8,301	4,165	1,559	10,000	140
	6033	IT Project 3	3,878	2,085	0	5,000	1,122
	6034	IT Project 4	1,388	1,250	500	3,000	1,112
	6035	IT Project 5	47,444	20,830	0	50,000	2,555
	6036	IT Project 6	953	5,000	0	12,000	11,047
17	<i>Greenway Development</i>		2,428	52,895	11,268	127,000	113,304
	4052	Allen Park	0	5,830	9,750	14,000	4,250
	4154	Hollywood Reserve	0	15,825	0	38,000	38,000
	2205	Montgomery Ave	2,428	31,240	1,518	75,000	71,054
18	<i>Furniture & Fixture</i>		20,992	11,245	(977)	27,000	6,985
	4008	Nedlands Library	0	4,165	0	10,000	10,000
	4020	Administration Building	8,675	0	0	0	(8,675)
	7502	Property Services	3,293	2,915	0	7,000	3,707
	7503	Corporate Services	0	0	0	0	0
	7504	Nedlands Community Care	9,024	4,165	(977)	10,000	1,953
TOTAL CAPITAL WORKS			1,487,713	3,453,315	998,268	8,291,160	5,805,179

CP03.11	<i>Investment Report – November 2010</i>
----------------	---

Committee	8 February 2011
Council	22 February 2011

Applicant	City of Nedlands
Owner	City of Nedlands
Officer	Rajah Senathirajah – Manager Finance
Director	Michael Cole – Director Corporate Service
Director Signature	
File ref:	Fin/072-16
Previous Item No's	Nil
Disclosure of Interest	No officer involved in the preparation of this report had any interest which required it to be declared in accordance with the provisions of the Local Government Act (1995).

Purpose

In accordance with the Council’s investment Policy, Administration is required to present a summary of investments to Council on a monthly basis.

Recommendation to Committee

Council receives the Investment Report for the period ended 30 November 2010.

Strategic Plan

KFA5: Governance

5.1 – Manage the City’s resources in a sustainable and responsible manner.

This report is in accordance with the Council’s Investment Policy and demonstrates the investment of City’s surplus cash in a sustainable and responsible manner.

Background

Council’s Investment Policy requires a summary of investments to be presented to Council on a monthly basis.

Proposal Detail

Not applicable.

Consultation

Required by legislation: Yes No
 Required by City of Nedlands policy: Yes No

Legislation

Not applicable.

Budget/Financial Implications

Investment income will be reviewed against progressive budget throughout the year.

Risk Management

The Investment Policy of the City, which is reviewed each year by the Audit and Risk Committee of Council, is structured so as to minimise any risks associated with the City’s cash investments. The officers adhere to this Policy, and continuously monitor market conditions to ensure that the City obtains attractive yields without compromising on risk management.

Discussion

The Investment Summary shows that as at 30 November 2010 the City held the following funds in investments:

Municipal Funds	\$ 12,747,693
Reserve Funds	\$ 3,877,802
Other Restricted Funds	\$ 101,117
Total	<u>\$ 16,726,612</u>

The Investment Portfolio comprises Investments in the following institutions:

Financial Institution	Funds Invested	Interest Rate	Proportion of Portfolio
NAB	\$ 4,439,936	5.19% - 6.19%	26.54%
Suncorp	\$ 1,226,818	5.80% - 6.25%	7.33%
St George	\$ 1,966,040	5.75% - 5.91%	11.75%
Citibank	\$ 1,059,563	5.90%	6.33%
Westpac	\$ 4,429,315	6.00% - 6.53%	26.48%
ANZ	\$ 230,443	5.18%	1.38%
AMP	\$ 289,608	5.25 %	1.73%
CBA	\$ 2,065,182	4.80% - 6.00%	12.35%
BankWest	\$ 1,019,706	5.85%	6.10 %
Total	\$ 16,726,612		100.00%

The Council's Audit and Risk Committee, in reviewing the City's Investment Portfolio, agreed to expand the number of financial institutions and utilise the Government Guarantee for deposits up to \$1 million for institutions other than NAB, CBA, ANZ and Westpac. For NAB, CBA, ANZ and Westpac these investments may exceed \$1 million, and be invested at the non-guarantee interest rate.

Conclusion

The Investment Report is presented to Council.

Attachments

1. Investment Report for the period ended 30 November 2010

**INVESTMENTS REPORT
FOR THE PERIOD ENDED 30 NOVEMBER 2010**


No.	Particulars	Current Interest Rate	Invest. Date	Maturity Date	Investment Period Days	NAB	Suncorp	St George	Citibank	Westpac	ANZ	AMP	CBA	BANKWEST	Total	YTD Accum. Interest	General Ledger as at 30 NOV
						\$	\$	\$	\$	\$	\$	\$	\$	\$	\$		
RESTRICTED INVESTMENTS																	
4	Trust - Adelma	6.47%	28-Sep-10	28-Mar-11	181					\$101,116.73					\$101,116.73	\$2,539.47	\$101,116.73
TOTAL TRUST INVESTMENTS						\$0.00	\$0.00	\$0.00	\$0.00	\$101,116.73	\$0.00	\$0.00	\$0.00	\$0.00	\$101,116.73	\$2,539.47	\$101,116.73
RESERVE INVESTMENTS																	
10	Resv - City Dev - Western Zone	6.25%	23-Aug-10	22-Feb-11	183		\$366,673.19								\$366,673.19	\$9,233.28	\$366,673.19
16	Resv - Serv General	5.25%	29-Mar-10	Oncall								\$274,189.05			\$274,189.05	\$5,971.34	\$274,189.05
26	North Street Reserve No 1	5.91%	8-Nov-10	8-Mar-11	120			\$662,690.07							\$662,690.07	\$16,940.77	\$662,690.06
41	Swanbourne Reserve	5.78%	30-Sep-10	30-Dec-10	91	\$96,892.91									\$96,892.91	\$2,243.90	\$96,892.91
42	City Building Reserve	6.25%	23-Aug-10	22-Feb-11	183		\$688,930.19								\$688,930.19	\$17,702.83	\$688,930.19
52	Plant Replacement Reserve	5.75%	28-Sep-10	4-Jan-11	98			\$200,643.62							\$200,643.62	\$4,378.64	\$200,643.63
53	City Development Reserve	5.75%	28-Sep-10	4-Jan-11	98			\$1,055,474.24							\$1,055,474.24	\$23,529.66	\$1,055,474.25
55	Insurance Reserve	5.75%	28-Sep-10	4-Jan-11	98			\$47,231.92							\$47,231.92	\$1,052.81	\$47,231.92
57	Welfare NCC Reserve	6.00%	24-Jun-10	24-Dec-10	183	\$127,325.73									\$127,325.73	\$3,121.98	\$127,325.74
58	Waste Management	6.00%	24-Jun-10	24-Dec-10	183	\$127,307.73									\$127,307.73	\$3,121.57	\$127,307.73
60	Welfare	5.18%	27-Sep-10	27-Jan-11	122						\$230,443.45				\$230,443.45	\$4,913.82	\$230,443.45
TOTAL RESERVE INVESTMENTS						\$351,526.37	\$1,055,603.38	\$1,966,039.85	\$0.00	\$0.00	\$230,443.45	\$274,189.05	\$0.00	\$0.00	\$3,877,802.10	\$92,210.61	\$3,877,802.12
MUNICIPAL INVESTMENTS																	
42a	Municipal Investment #42a - Suncorp	5.80%	23-Oct-10	24-Jan-11	93		\$171,214.60								\$171,214.60	\$4,236.62	\$171,214.60
44	Municipal Investment #44 - Citibank	5.90%	5-Nov-10	7-Mar-11	122				\$1,059,563.37						\$1,059,563.37	\$23,827.77	\$1,059,563.38
48	Municipal Investment #48 - Westpac	6.00%	30-Aug-10	28-Feb-11	182					\$1,068,505.46					\$1,068,505.46	\$25,833.67	\$1,068,505.46
50	Municipal Investment #50 - NAB	5.19%	21-Nov-10	21-Dec-10	30	\$531,158.93									\$531,158.93	\$11,836.25	\$531,158.93
61	Municipal Investment #61 - AMP	5.25%	17-Mar-10	On-Call								\$15,419.41			\$15,419.41	\$337.97	\$15,419.40
62	Municipal Investment #62 - CBA	4.80%	23-Nov-09	On-call									\$33,067.57		\$33,067.57	\$90.49	\$33,067.57
65	Municipal Investment #65 - Westpac	6.33%	20-Sep-10	21-Mar-11	182					\$1,021,922.63					\$1,021,922.63	\$21,922.63	\$1,021,922.63
66	Municipal Investment #66 - Bankwest	5.85%	28-Sep-10	4-Jan-11	98								\$1,019,705.64		\$1,019,705.64	\$19,709.75	\$1,019,705.65
67	Municipal Investment #67 - Westpac	6.06%	8-Nov-10	7-Feb-11	91					\$1,221,828.86					\$1,221,828.86	\$21,828.87	\$1,221,828.86
68	Municipal Investment #68 - CBA	6.00%	17-Nov-10	17-Jun-11	212							\$1,016,029.62			\$1,016,029.62	\$16,029.62	\$1,016,029.62
69	Municipal Investment #69 - NAB	5.76%	3-Nov-10	1-Feb-11	90	\$1,017,954.54									\$1,017,954.54	\$17,954.54	\$1,017,954.54
70	Municipal Investment #70 - NAB	5.19%	17-Nov-10	17-Dec-10	30	\$1,001,848.49									\$1,001,848.49	\$30,155.34	\$1,001,848.49
71	Municipal Investment #71 - CBA	5.70%	19-Aug-10	20-Jan-11	154								\$1,016,084.93		\$1,016,084.93	\$16,084.93	\$1,016,084.93
72	Municipal Investment #72 - Westpac	6.53%	17-Nov-10	16-May-11	180					\$508,033.61					\$508,033.61	\$8,033.61	\$508,033.61
73	Municipal Investment #73 - Westpac	6.47%	28-Sep-10	28-Mar-11	181					\$507,908.08					\$507,908.08	\$7,908.08	\$507,908.08
74	Municipal Investment #74 - NAB	5.59%	24-Nov-10	23-Jan-11	60	\$506,873.60									\$506,873.60	\$6,873.59	\$506,873.60
75	Municipal Investment #75 - NAB	6.19%	17-Nov-10	17-May-11	181	\$1,030,573.91									\$1,030,573.91	\$2,267.06	\$1,030,573.91
TOTAL						\$4,088,409.48	\$171,214.60	\$0.00	\$1,059,563.37	\$4,328,198.66	\$0.00	\$15,419.41	\$2,065,182.12	\$1,019,705.63	\$12,747,693.27	\$242,348.59	\$12,747,693.26

Current Proportion of Portfolio

26.54% 7.33% 11.75% 6.33% 26.48% 1.38% 1.73% 12.35% 6.10%

CP04.11	List of Accounts Paid - November 2010
----------------	--

Committee	8 February 2011
Council	22 February 2011

Applicant	City of Nedlands
Owner	City of Nedlands
Officer	Rajah Senathirajah – Manager Finance
Director	Michael Cole – Director Corporate Service
Director Signature	
File ref:	Fin/072-16
Previous Item No's	Nil
Disclosure of Interest	No officer involved in the preparation of this report had any interest which required it to be declared in accordance with the provisions of the Local Government Act (1995).

Purpose

In accordance of Regulation 13 of the Local Government (Financial Management) Regulations 1996 Administration is required to present the List of Accounts Paid for the month to Council.

Recommendation to Committee

Council receives the List of Accounts Paid for the month of November 2010.

Strategic Plan

KFA 5: Governance

5.6 - Ensure compliance with statutory requirements and guidelines.

This report will ensure the City meets its statutory requirements.

Background

Regulation 13 of the Local Government (Financial Management) Regulations 1996 requires a list of accounts paid to be prepared each month showing each account paid since the last list was prepared:

- a) the payee's name;
- b) the amount of the payment;
- c) the date of the payment; and
- d) sufficient information to identify the transaction.

The list is to be presented to the Council at the next ordinary meeting of the Council after the list is prepared and recorded in the Minutes of that meeting.

Proposal Detail

Not applicable.

Consultation

Required by legislation: Yes No
 Required by City of Nedlands policy: Yes No

Legislation

This report meets the requirements of Regulation 13 of the Local Government (Financial Management) Regulations 1996.

Budget/Financial Implications

Not applicable.

Risk Management

The Accounts Payable procedures ensure that no fraudulent payments are made by the City, and these procedures are strictly adhered to by the officers. These include the final vetting of approved invoices by the Finance Manager and the Director of Corporate Services (or designated alternative officers).

Discussion

The list of accounts for November 2010 has been prepared in accordance with Regulation 13 of the Local Government (Financial Management) Regulations 1996 and is now presented to Council.

Conclusion

The list of accounts paid for the month of November 2010 complies with the relevant legislation and can be received by Council.

Attachments

1. List of Accounts Paid – November 2010



CITY OF NEDLANDS

All Payments 1/11/2010 to 30/11/2010

Database: LIVE

Page: 1

<u>Chq/Ref</u>	<u>Pavee</u>	<u>Date</u>	<u>Amount</u>	<u>Tran</u>	<u>Description</u>	<u>Amount</u>
NAB - Municipal Account						
CHEQUE						
55037	ALINTA GAS	09/11/2010	-13.75	INV	GAS CHARGES 16/7-12/10/10 HACKET HALL-PLY LOVERS	13.75
55038	ARROW PRESSURE WASH	09/11/2010	-467.50	INV	CHECK ELECTRICS. SUP/FIT NEW VALVES TO PMP	467.50
55039	AUST COMMUNICATIONS & MEDIA AUTH	09/11/2010	-404.00	INV	LAND MOBILE LICENCE RENEWAL TO 17/11/11	404.00
55040	AUSTRALIA POST	09/11/2010	-864.43	INV	OCT 10 REPLY PAID LETTERS	57.19
				INV	OCT 10 COUNTER B/PAY & C/CARD TRANS FEE	807.24
55041	B J FAIRCLOUGH PTY LTD	09/11/2010	-660.00	INV	PHOTOGRAPHY-FAMILY FUN DAY-2030	660.00
55042	BUILDERS REGISTRATION BOARD OF WA	09/11/2010	-1,645.00	INV	OCT 2010 RECONCILIATION & RETURN	1,645.00
55043	CITY OF NEDLANDS PETTY CASH	09/11/2010	-1,166.30	INV	RECOUP PETTY CASH W/E 5/11/10 DEPOT	445.80
				INV	RECOUP PETTY CASH W/E 5/11/10 ADMIN	459.85
				INV	RECOUP PETTY CASH W/E 28/10/10 NCC	260.65
55044	CONSTRUCTION TRAINING FUND	09/11/2010	-24,431.47	INV	OCT 2010 RECONCILIATION & RETURN	24,431.47
55045	DICKIES TREE SERVICE	09/11/2010	-720.23	INV	REIMBURSEMENT-ACCIDENT DAMAGES	720.23
55046	DEE DRAKE-BROCKMAN	09/11/2010	-262.50	INV	PROCEEDS FROM SALE OF ARTWORKS	262.50
55047	AILSA EVANS	09/11/2010	-608.00	INV	TERM 4 2010 TUTOR FEES	608.00
55048	COUNCILLOR B G HODSDON	09/11/2010	-727.50	INV	COUNCILLORS ALLOWANCE NOV 2010	727.50
55049	MRS B L HUNT	09/11/2010	-1,640.00	INV	TERM 4 2010 TUTOR FEES	1,640.00
55050	LANDGATE - GRV	09/11/2010	-462.80	INV	GRV'S 18/9-1/10/10 SCHDL G2010/20	462.80
55051	JODY PEARL LANGE	09/11/2010	-912.00	INV	TERM 4 2010 TUTOR FEES	912.00
55052	MARTINEAUS PATISSERIE	09/11/2010	-339.70	INV	CATERING-STAFF TRAINING 30X	339.70
55053	ELIZABETH SUZANNE MULRONEY	09/11/2010	-2,610.00	INV	PROCEEDS FROM SALE OF ARTWORKS	2,610.00
55054	EILEEN POGSON	09/11/2010	-50.63	INV	20/9-3/10/10 COMMISSION-HWD TENNIS CRT BOOKINGS	50.63
55055	SOIL AINT SOILS	09/11/2010	-216.50	INV	SPECIAL LAWN MIX 3M	216.50
55056	J R STEWART	09/11/2010	-271.87	INV	8/10 COMMISSION-LAWLER PK TENNIS BOOKINGS	135.06
				INV	9/10 COMMISSION-LAWLER PK TENNIS BOOKINGS	136.81



CITY OF NEDLANDS

All Payments 1/11/2010 to 30/11/2010

Database: LIVE

Page: 2

<u>Chq/Ref</u>	<u>Pavee</u>	<u>Date</u>	<u>Amount</u>	<u>Tran</u>	<u>Description</u>	<u>Amount</u>
55057	SYNERGY	09/11/2010	-4,975.65	INV	ELECTRICITY 11/8-8/10/10 DRABBLE HSE	397.40
				INV	ELECTRICITY 12/8-11/10/10 DALK HALL	848.45
				INV	ELECTRICITY 10/8-6/10/10 MAISONNETTES	22.20
				INV	ELECTRICITY 11/8-8/10/10 RIVERSIDE LIONS HOCKEY	306.00
				INV	ELECTRICITY 12/8-11/10/10 PRINCESS RD	804.55
				INV	ELECT 10/8-9/10/10 PT RES RSV-SUPPLY CHG ONLY	22.15
				INV	ELECTRICITY 12/8-11/10/10 NCC	1,250.05
				INV	ELECT 12/8-11/10/10 COLLEGE PK OVAL LIGHTS	78.10
				INV	ELECTRICITY 12/8-11/10/10 GENESTA CRS	35.70
				INV	ELECTRICITY 7/8-5/10/10 SUB HOCKEY CLB	322.85
				INV	ELECTRICITY 11/8-8/10/10 CHARLES CRT RSV	256.30
				INV	ELECTRICITY 12/8-9/10/10 BEATRICE RD	289.00
				INV	ELECTRICITY 14/9-14/10/10 FORESHORE 3	342.90
55058	B TYSON	09/11/2010	-527.50	INV	COUNCILLORS ALLOWANCE NOV 2010	527.50
55059	VINSAN CORPORATION PTY LTD	09/11/2010	-1,500.00	fund	10 JACARANDA AVE - FOOTPATH REFUND	1,500.00
55060	WA EARTHMOVING CONTRACTORS P/L	09/11/2010	-4,114.00	INV	HIRE SCREENING PLANT 8.25 DAYS	4,114.00
55061	GREG KELLEHER HOMES	09/11/2010	-1,500.00	RFND	26 DOONAN RD - FOOTPATH REFUND	1,500.00
55062	MR G J COLLETT	09/11/2010	-1,500.00	RFND	72 MOUNTJOY RD - FOOTPATH REFUND	1,500.00
55063	K MULGREN	09/11/2010	-1,500.00	RFND	12 SWANSEA ST - FOOTPATH REFUND	1,500.00
55064	MS D C KENNEDY 155 VICTORIA AVE	09/11/2010	-248.51			
55065	ZION PRAISE HARVEST INC	09/11/2010	-188.00	RFND	REFUND HALL & KEY BOND	188.00
55066	J BRANDNER	09/11/2010	-188.00			
55067	P BRADBURY	09/11/2010	-188.00	RFND	REFUND HALL & KEY BOND	188.00
55068	MARGARET GARDNER 24 KINGSWAY	09/11/2010	-28.00	INV	REFUND - LOST BOOK RETURNED	28.00
55069	NICOLE CERIANI 20 KEBROYD WAY	09/11/2010	-15.00	INV	REFUND - LOST BOOK RETURNED	15.00
55070	KAREN BEAMANT 7 MYERA STREET	09/11/2010	-15.00	INV	REFUND - LOST BOOK RETURNED	15.00
55071	WILLEMINA FOEKEN 3 NOLAN AVENUE	09/11/2010	-300.00	INV	PROCEEDS FROM SALE OF ARTWORKS	300.00
55072	CY ROCCHI 152 GLOSTER STREET	09/11/2010	-2,325.00	INV	PROCEEDS FROM SALE OF ARTWORKS	2,325.00
55073	ELIZABETH RICHARDS 84 ESSEX STREET	09/11/2010	-3,105.75	INV	PROCEEDS FROM SALE OF ARTWORKS	3,105.75



CITY OF NEDLANDS

All Payments 1/11/2010 to 30/11/2010

Database: LIVE

Page: 3

Chq/Ref	Pavee	Date	Amount	Tran	Description	Amount
55074	KRIS KEEN 1 CROYDON STREET	09/11/2010	-427.50	INV	PROCEEDS FROM SALE OF ARTWORKS	427.50
55075	JUDY ROGERS 6 HUDLESTON RISE	09/11/2010	-2,250.00	INV	PROCEEDS FROM SALE OF ARTWORKS	2,250.00
55076	ROSEMARY MOSTYN 63 ARCHDEACON STREE	09/11/2010	-810.00	INV	PROCEEDS FROM SALE OF ARTWORKS	810.00
55077	LYNNE MITCHELL PO BOX 307	09/11/2010	-150.00	INV	PROCEEDS FROM SALE OF ARTWORKS	150.00
55078	HELEN CUNNINGHAM 6 LANGHAM STREET	09/11/2010	-132.30	INV	CRECHE FEES REFUND TERM 3 2010	132.30
55079	N J WADDINGHAM 8 CAVENDISH RISE	09/11/2010	-36.00	INV	REFUND OVERPAID DOG REGISTRATION	36.00
55080	JUDITH CARGILL 11 BROMILOW GREEN	09/11/2010	-6.00	INV	REFUND PARTIAL DOG REG FEES ID 1361 TAG 120021	6.00
55081	KIM UMANA 26 MERIWA STREET	09/11/2010	-127.00	INV	COURSE REFUND TERM 4 2010	127.00
55082	D BURKE 2A JUTLAND PARADE	09/11/2010	-12.00	INV	REFUND PARTIAL DOG REG	12.00
55083	E M HOBSON 159 VICTORIA AVENUE	09/11/2010	-150.00	INV	REFUND RE 13 DAVIES RD PLAN RETRIEVAL FEE	150.00
55084	M P KUMARASINGHE 27 RIVERSEA VIEW	09/11/2010	-3,742.68			
55085	MR K WULFF	09/11/2010	-1,500.00	RFND	6 GRAINGER DR - FOOTPATH REFUND	1,500.00
55086	P RICH	09/11/2010	-1,500.00	RFND	7 BENTLEY CLOSE - FOOTPATH REFUND	1,500.00
55087	S B EDMONDS	09/11/2010	-1,500.00	RFND	50 LANGHAM ST - FOOTPATH REFUND	1,500.00
55088	MRS K J BUFFHAM	09/11/2010	-1,500.00	RFND	5/59 DALKEITH RD - FOOTPATH REFUND	1,500.00
55089	D WORTHINGTON	09/11/2010	-188.00	RFND	REFUND HALL & KEY BOND	188.00
55090	MR R ARNASON	09/11/2010	-188.00	RFND	REFUND HALL & KEY BOND	188.00
55091	CITY OF NEDLANDS PETTY CASH	12/11/2010	-361.65	INV	RECOUP PETTY CASH W/E 12/11/10 NCC	361.65
55092	BAY ROAD PANTRY	16/11/2010	-125.00	INV	TO 18/10/10 COMMISSION-TENNIS CRT COLLEGE PK	125.00
55093	CITY OF NEDLANDS MUNI FUND	16/11/2010	-200.00	INV	11/10 RECEIPT TO ASSESS 161000 - CR TYSON	200.00
55094	MARTINEAUS PATISSERIE	16/11/2010	-136.30	INV	CATERING-RTG MEETING - 14/10/10	136.30
55095	CHARLES & VERONICA SOTO	16/11/2010	-108.50	INV	JUL 10 CATERING - VOLUNTEERS	25.20
				INV	SEP 2010 CATERING - VOLUNTEERS	83.30
55096	TELSTRA CORPORATION LTD	16/11/2010	-4,650.65	INV	MTC LIB BROADBAND 17/10-16/11/10	59.95
				INV	OCTOBER 10 MOBILE PHONE CHARGES	4,590.70
55097	MS C CZICHY	16/11/2010	-188.00	RFND	REFUND HALL & KEY BOND	188.00



CITY OF NEDLANDS

All Payments 1/11/2010 to 30/11/2010

Database: LIVE

Page: 4

Chq/Ref	Pavee	Date	Amount	Tran	Description	Amount
55098	CITY OF NEDLANDS	16/11/2010	-176.00	RFND	REFUND HALL & KEY BOND- PAY OUTSTANDING	176.00
55099	MR R C FARMER	16/11/2010	-1,500.00	RFND	3 CARRINGTON ST - FOOTPATH REFUND	1,500.00
55100	MR G MATSON	16/11/2010	-1,500.00	RFND	40 LUPIN HILL GROVE - FOOTPATH REFUND	1,500.00
55101	B Y LAU	16/11/2010	-1,660.66	RFND	OVERPAYMENT REFUND	1,660.66
55102	H BODDY	16/11/2010	-188.00	RFND	HALL & KEY BOND REFUND DALKEITH HALL	188.00
55103	TISH LEES 112 KARAWATHA DRIVE	16/11/2010	-59.90	INV	2X "LONELY FOR MY LAND" - TISH LEES	59.90
55104	M BERINI	16/11/2010	-1,500.00	RFND	46 ARCHDEACON ST - FOOTPATH REFUND	1,500.00
55105	CITY OF NEDLANDS PETTY CASH	18/11/2010	-1,533.00	INV	RECOUP PETTY CASH W/E 19/11/10 ADMIN	474.30
				INV	RECOUP PETTY CASH W/E 19/11/10 NCC	348.40
				INV	RECOUP PETTY CASH W/E 19/11/10 NVS	58.85
				INV	RECOUP PETTY CASH W/E 19/11/10 N/LIB	326.70
				INV	RECOUP PETTY CASH W/E 19/11/10 TRESILLIAN	324.75
55106	CITY OF NEDLANDS-PLEASE PAY CASH	24/11/2010	-300.00	INV	CASH-PRIZE 2030 CHILDREN'S ART COMP	300.00
55107	ALINTA GAS	25/11/2010	-12.25	INV	GAS CHARGES 12/8-5/11/10 ALLEN PK CHNG RMS	12.25
55108	BETA SOUVENIERS	25/11/2010	-30.25	INV	10X CLIP KOALA - CITIZENSHIOP CEREMONY	30.25
55109	BIODIVERSAFETY PTY LTD	25/11/2010	-3,103.10	INV	GRASS & GEOPHYTE CONTROL PINETREE	690.80
				INV	GRASS & GEOPHYTE CONTROL MOORO PK	690.80
				INV	GRASS & GEOPHYTE CONTROL MOORO PK	690.80
				INV	WEED CONTROL NEDLANDS BUSHLAND RESERVES	1,030.70
55110	ERIC CALABRESE	25/11/2010	-1,137.50	INV	OCT 10 GARDENING SVCES	140.00
				INV	OCT 10 GARDENING SVCES	210.00
				INV	OCT 10 GARDENING SVCES	175.00
				INV	OCT 10 GARDENING SVCES	210.00
				INV	OCT 10 GARDENING SVCES	140.00
				INV	OCT 10 GARDENING SVCES	140.00
				INV	OCT 10 GARDENING SVCES	122.50
55111	CANTERBURY CIVIL DESIGN & DRAFTING	25/11/2010	-600.00	INV	DESIGN SVCES-ROAD CROSSING LOCH/RAILWAY	600.00
55112	CITY OF NEDLANDS PETTY CASH	25/11/2010	-352.90	INV	RECOUP PETTY CASH W/E 26/11/10 ADMIN	221.65
				INV	PETTY CASH RECOUP W/E 26/11/10 PROC	131.25
55113	CITY OF NEDLANDS SOCIAL CLUB	25/11/2010	-418.00	INV	PAYROLL DEDUCTION	208.00



CITY OF NEDLANDS

All Payments 1/11/2010 to 30/11/2010

Database: LIVE

Page: 5

Chq/Ref	Pavee	Date	Amount	Tran	Description	Amount
				INV	PAYROLL DEDUCTION	210.00
55114	CITY OF STIRLING	25/11/2010	-5,200.50	INV	1087X DELIVERED MEAL SUBSIDIES SEP 10	2,174.00
				INV	101X DELIVERED MEALS FOR DRC SEP 10	656.50
				INV	1185X DELIVERED MEAL SUBSIDIES JUL 10	2,370.00
55115	JUDE EWEN	25/11/2010	-912.00	INV	TUTOR FEES TERM 4 2010 FUN FABRIC	912.00
55116	FORESHORE REHABILITATION & LANDSCAP	25/11/2010	-21,271.36	INV	BCH & BAP FENCING/FENCE REPAIRS SWANB	21,271.36
55117	GLOBE SUBSCRIPTION AGENCY P/L	25/11/2010	-665.21	INV	SUBSCRIP-AUS BK RVW,BK SEL & PUB,TIMES LIT SUP	665.21
55118	IAN HAMILTON	25/11/2010	-95.94	INV	REIMBURSE BROADBAND5/10-6/11/10	95.94
55119	LANDGATE - GRV	25/11/2010	-494.24	INV	GRV'S 2/10-29/10/10 SCHD G2010/21 & G2010/22	494.24
55120	LOCAL SUPER	25/11/2010	-1,902.39	INV	ADMINISTRATION - ADMINISTRATIO - 60-11-10-11-60	1,902.39
55121	MARTINEAUS PATISSERIE	25/11/2010	-176.50	INV	CATERING-RISK MNGMNT TRAINING	176.50
55122	PBTL-LIFETIME SUPERANNUATION FUND	25/11/2010	-145.95	INV	PBTL - LIFETIME SUPERANNUATION - 62-11-10-11-62	145.95
55123	PERTH BEARING CO	25/11/2010	-180.44	INV	FL 207 HOUSINGS, UC207 BEARINGS	180.44
55124	EILEEN POGSON	25/11/2010	-98.06	INV	7/10-29/10/10 COMMISSION-HWD TENNIS CRT BOOKINGS	98.06
55125	PATRICIA SCHUTTLER	25/11/2010	-4,494.00	INV	TUTOR FEES TERM 4 2010 CARTOONING	486.00
				INV	TERM 3 2010 TUTOR FEES	2,064.00
				INV	TERM 4 2010 TUTOR FEES	1,944.00
55126	SILVER CHAIN NURSING ASSOCIATION	25/11/2010	-250.25	INV	17/10/10-16/11/11 CLMON E JACOBS	50.05
				INV	16/10/10-15/10/11 CLMON JACKIE FAIRLEY	200.20
55127	CHARLES & VERONICA SOTO	25/11/2010	-450.00	INV	CATERING STUDIO ARTIST EXHIBITION	450.00
55128	SPEARWOOD DRAINAGE CO	25/11/2010	-47,610.82	INV	DRAINAGE IMPROVEMENT WKS-HOLLYWOOD	28,514.82
				INV	DRAINAGE WORKS -CARRINGTON/WELD	19,096.00
55129	SPORTS TURF TECHNOLOGY P/L	25/11/2010	-3,355.00	INV	8X LYSIMETER INSTALLATIONS + SOIL ANALYSIS	3,355.00
55130	SYNERGY	25/11/2010	-12,763.40	INV	ELECTRICITY 1/9-2/11/10 LAWLER PK TENNIS	73.90
				INV	ELECTRICITY 2/9-2/11/10 MOSSVALE RSV	39.65
				INV	ELECTRICITY 3/9-2/11/10 ROGERSON GDNS	85.05
				INV	ELECTRICITY 9/9-8/11/10 ALLEN PK	542.05
				INV	ELECTRICITY 9/9-8/11/10 SWAN BCH RSV	595.80



CITY OF NEDLANDS

All Payments 1/11/2010 to 30/11/2010

Database: LIVE

Page: 6

<u>Chq/Ref</u>	<u>Pavee</u>	<u>Date</u>	<u>Amount</u>	<u>Tran</u>	<u>Description</u>	<u>Amount</u>
				INV	ELECTRICITY 9/9-6/11/10 STUBBS TCE	87.90
				INV	ELECTRICITY 10/9-9/11/10 HAMILTON PK	188.70
				INV	ELECTRICITY 10/9-9/11/10 NEW CRT GRN	162.10
				INV	ELECTRICITY 10/9-9/11/10 MTC OVAL	337.10
				INV	ELECTRICITY 10/9-9/11/10 JONES PK	54.10
				INV	ELECTRICITY 10/9-9/11/10 MTC PONDS/PUMPS	3,801.05
				INV	ELECTRICITY 10/9-9/11/10 HARRIS PK LIGHTS	59.30
				INV	ELECTRICITY 9/9-10/11/10 CALADENIA GDNS	68.15
				INV	ELECTRICITY 10/9-9/11/10 HARRIS PK	381.70
				INV	ELECT 9/9-9/11/10 ZAMIA PK-SUPPLY CHG ONLY	22.50
				INV	ELECTRICITY 9/9-9/11/10 ST PETERS SQ BORE	217.05
				INV	ELECTRICITY 10/9-9/11/10 BAINS PK	116.30
				INV	ELECTRICITY 9/9-9/11/10 LESLEY GRAHAM RSV	147.70
				INV	ELECT 9/6-8/11/10 GROUPE	5,783.30
55131	TELSTRA CORPORATION LTD	25/11/2010	-4,790.12	INV	PHONE CHARGES-USE TO 13/11,SVC TO 13/12/10	4,790.12
55132	TREE PLANTING & WATERING	25/11/2010	-1,537.25	INV	HIRE OF WATER TRUCK 26 & 29/10/10	1,108.25
				INV	20/10 HIRE WATER TRUCK	429.00
55133	WALGS PLAN	25/11/2010	-100,370.51	INV	COMMUNITY SERVICES - 50-11-10-11-50	46,939.19
				INV	WALG PLAN ENVIRON SERV - PLANN - 51-11-10-11-51	53,431.32
55134	MRS L BYARS	26/11/2010	-188.00	RFND	REFUND HALL & KEY BOND MCCC	188.00
55135	ROBYN ELLIS 115 CIRCE CIRCLE	26/11/2010	-97.02	INV	REIMBURSE VOL EXPENSES	97.02
55136	W P HASSALL	26/11/2010	-1,500.00	RFND	7 FINSBURY GROVE - FOOTPATH REFUND	1,500.00
55137	MR A DE FANCESCO	26/11/2010	-1,500.00	RFND	46 LISLE STREET - FOOTPATH REFUND	1,500.00
55138	SUMMIT HOMES GROUP	26/11/2010	-1,500.00	RFND	3 STRICKLAND ST - FOOTPATH REFUND	1,500.00
55139	WEST COAST SWIM CLUB - CHALLENGE	26/11/2010	-66.00	RFND	KEY BOND FOR MCC BANKSIA	66.00
55140	A W COOPER	26/11/2010	-1,500.00	RFND	56 GALLOP RD - FOOTPATH REFUND	1,500.00
55141	AUSTRALIAN RENOVATION GROUP PTY LTD	26/11/2010	-1,500.00	RFND	11 DAVIES RD - FOOTPATH REFUND	1,500.00
55142	NEW 2 YOU P/L	26/11/2010	-1,500.00	RFND	54 CLEMENT ST - FOOTPATH REFUND	1,500.00
55143	MS J DUFFY	26/11/2010	-205.00	RFND	KEY BOND & ROOM HIRE BOND RETURN	205.00
55144	MS M JAYAMAHA	26/11/2010	-205.00	RFND	KEY BOND & ROOM HIRE BOND RETURN	205.00



CITY OF NEDLANDS

All Payments 1/11/2010 to 30/11/2010

Database: LIVE

Page: 7

Chq/Ref	Pavee	Date	Amount	Tran	Description	Amount
55145	MS L MALE	26/11/2010	-150.00	RFND	ROOM HIRE BOND RETURN	150.00
55146	MR E SANTELLI	26/11/2010	-500.00	RFND	63 VINCENT ST - FOOTPATH REFUND	500.00
55147	JANE MCKAY PO BOX 7118	26/11/2010	-5,406.50	INV	PROCEEDS FROM SALE OF ARTWORKS	5,406.50
55148	MR G T FOSTER 16 WARDIE ST	26/11/2010	-1,358.18	RFND	REFUND SALARY SACRIFICE - LAPTOP PURCHASE	1,358.18
55149	AUSTRALIA POST	29/11/2010	-5,066.76	INV	BULK POSTAGE OCT 10	5,066.76
55150	PERTHWASTE PTY LTD	29/11/2010	-291,110.00			
55151	PERTHWASTE PTY LTD	29/11/2010	-80,100.66	INV	WASTE REMOVAL SVCES PRE PAY 12/10	80,100.66
Total CHEQUE			-\$694,970.79			

EFT

PY01-10	NAB - MUNICIPAL ACCOUNT	09/11/2010	-235,161.33			
PY01-11	NAB - MUNICIPAL ACCOUNT	23/11/2010	-232,437.90			
452	EFT TRANSFER: - 08/11/2010	04/11/2010	-79,081.62	452.8242	West Metro Regional Council	
				INV	WASTE DISPOSAL 1 - 12/9/10	25,494.29
				INV	WASTE DISPOSAL 13 - 19/9/10	16,643.95
				INV	WASTE DISPOSAL 20 - 30/9/10	36,943.38
453	EFT TRANSFER: - 10/11/2010	10/11/2010	-366,372.29	453.10024	Lawn Doctor	
				INV	35 SQM KIKUYU ROLL-ON TURF	175.00
				453.10405	WHITE EAGLE COMMERCIAL CLEANING	
				INV	CLEANING OCT 2010 N/LIB	1,972.85
				453.10539	PORTER CONSULTING ENGINEERS	
				INV	ROAD DESIGN-STIRL HWY/HAMPDEN/BROADWAY	1,100.00
				453.11035	TOTAL PACKAGING (WA) PTY LTD	
				INV	100 DOG POO BAGS	2,145.00
				453.11107	Western Chainwire	
				INV	INSTALL SINGLE GATE-ROGERSON GDNS	599.50
				453.11187	WORK CLOBBER	
				INV	1PR SAFETY BOOTS- BROWN	129.00
				INV	SAFETY CLOTHING	478.10
				453.11421	COOL CLEAR WATER GROUP LTD	
				INV	OCT 10 WATER (FILTERED) SVCES	498.30
				INV	AUG 10 WATER (FILTERED) SVCES	498.30
				453.11565	WELLINGTON SURPLUS STORES (PERTH)	
				INV	PATROL BAG, BOOTS, UNDER BELT	322.30



CITY OF NEDLANDS

All Payments 1/11/2010 to 30/11/2010

Database: LIVE

Page: 8

<u>Chq/Ref</u>	<u>Pavee</u>	<u>Date</u>	<u>Amount</u>	<u>Tran</u>	<u>Description</u>	<u>Amount</u>
			453.11577	Burkeair		
			INV		COMPRESSOR REPLACEMENT MAIN A/COND	5,252.50
			453.11634	Councillor N HORLEY		
			INV		COUNCILLORS ALLOWANCE NOV 2010	727.50
			453.11636	Councillor I Tan		
			INV		COUNCILLORS ALLOWANCE NOV 2010	727.50
			453.11733	CELLARBRATIONS		
			INV		2030 - WINE FOR EVENT	179.88
			453.11781	DEPT OF PREMIER & CABINET		
			INV		GOV GAZETTE ADV 24/9/10	419.10
			453.11804	West Australian Local Government As		
			INV		SEP 2010 ADVERTISING	11,479.75
			453.11938	GILDEN TREE FARM		
			INV		23X 45LT JACARANDA	1,606.00
			453.12067	Michelle Kelly		
			INV		TERM 4 2010 TUTOR FEES	456.00
			453.12090	ACTION GLASS PTY LTD		
			INV		RPR & RPLC BROKEN GLASS-6.76 CATHEDRAL LAMINATED	506.00
			453.12118	IAN ARGYLE		
			INV		COUNCILLORS ALLOWANCE NOV 2010	727.50
			453.12119	Councillor J D Bell		
			INV		COUNCILLORS ALLOWANCE NOV 2010	727.50
			453.12138	RAPTOR PRESENTATIONS		
			INV		RAPTOR PRESENTATION FOR GREEN CORP TEAM	198.00
			453.12212	PROTECTION 1 PTY LTD		
			INV		SUP/INSTALL/MONITOR SECURITY SYS NCC	5,040.59
			INV		SUP/INSTALL/MONITOR SECURITY SYS PROCC	2,083.18
			INV		SUP/INSTALL UPGRADE SECURITY SYSTEM-COLL PK	842.27
			INV		SOLUTION LINK SOFTWARE & 25 TOKENS	422.50
			453.12346	UGHETTA NOLI DODDS		
			INV		TERM 4 2010 TUTOR FEES	1,376.00
			453.12427	ROD HAWKER		
			INV		REIMBURSE VOL EXPENSES	163.48
			453.12459	Western Suburbs Building & Landscap		
			INV		4 CBM LANDSCAPE MIX	280.00
			453.12463	GEODETC SUPPLY & REPAIR PTY LTD		
			INV		PROTIMETER MINI 2000	451.00
			453.12497	STEAM WAND INT PTY LTD		



CITY OF NEDLANDS

All Payments 1/11/2010 to 30/11/2010

Database: LIVE

Page: 9

<u>Chq/Ref</u>	<u>Pavee</u>	<u>Date</u>	<u>Amount</u>	<u>Tran</u>	<u>Description</u>	<u>Amount</u>
				INV	STEAM WEEDING-COASTAL WARD	12,221.00
				453.12507	Carpet Force (Commercial) Pty Ltd	
				INV	INSTALL VINYL - NCC	330.00
				INV	INSTALL VINYL - NEDLANDS LIBRARY	242.00
				INV	SUP/INSTALL 200 SQM TAJINE COL MASALA	13,970.00
				453.12532	TOTAL EDEN PTY LTD	
				INV	IRRIGATION FITTINGS FOR VERGES	64.90
				INV	SPRINKLER PARTS MTC VERGE	6,227.76
				453.12551	Weston Road Systems	
				INV	HARDY ST - 1X LINEMARK YELLOW LINE,1X TC	275.00
				INV	6X SLOW 20, 1X YELLOW LINEMARK,1X T/C	1,650.00
				INV	1X LM Y/L, 1X T/C - CIRCE CIRCLE	275.00
				453.12622	CHARLES SERVICE COMPANY	
				INV	SEP 2010 CLEANING	12,846.66
				453.12628	DIAMOND HIRE	
				INV	SCAFFOLD HIRE 23/9-24/9/10	429.00
				453.12666	COVERUP BOOKCOVERING	
				INV	157 BOOKS COVERED	204.10
				453.12677	Wilson Security	
				INV	27-30/9/10 ADDITIONAL SEC PATROLS MTC	264.00
				INV	SEP 10 MOBILE SECURITY PATROLS	2,187.33
				INV	8/10 SECURITY MOBILE PATROLS	2,053.03
				453.12831	Mrs P E Panayotou	
				INV	REIMBURSE EXPENSES-CATERING & STATIONERY	117.10
				453.12847	LANIER (AUSTRALIA) PTY LTD	
				INV	31/8-30/9/10 COPY CHGS CIT041/26 W/SHOP	27.56
				INV	COPIER LEASE 5730-000 TRESILLIAN	269.50
				INV	LEASE 6799-001, 6799-002 W/SHP,B/MNT.PLAN	191.40
				INV	31/8-30/9/10 COPY CHGS CIT041/27 BLDG	40.00
				453.12914	CHITTERING VALLEY WORM FARM	
				INV	3X WORM CAFE	620.99
				453.12918	GROUNDS & GARDENS PTY LTD	
				INV	1/7-30/9/10 MOWING SWANB BCH RSV	500.51
				INV	SEP 2010 LAWN MAINTENANCE	9,213.05
				453.12929	EMERSON NETWORK POWER AUST P/L	
				INV	1/10 - 31/12/10 PREVENTATIVE AIR MAINT N/LIB	408.10
				453.12936	M S NEGUS	
				INV	COUNCILLORS ALLOWANCE NOV 2010	727.50
				453.12944	RELIANCE PETROLEUM	



CITY OF NEDLANDS

All Payments 1/11/2010 to 30/11/2010

Database: LIVE

Page: 10

<u>Chq/Ref</u>	<u>Pavee</u>	<u>Date</u>	<u>Amount</u>	<u>Tran</u>	<u>Description</u>	<u>Amount</u>
				INV	12200 L BP 10 PPM DIESEL	14,932.43
			453.12958		DINGO AUSTRALIA	
				INV	BUCKET 300MM K9 DIGGER-DRG ABH208	838.64
			453.12981		COUNTRY KITCHEN CATERING	
				INV	CATERING-28/9/10 COMMITTEE MEETING	740.00
				INV	CATERING-26/10/10 COUNCIL MEETING	810.00
			453.12985		Mr R M Hipkins	
				INV	COUNCILLORS ALLOWANCE NOV 2010	1,555.00
			453.12986		K A SMYTH	
				INV	COUNCILLORS ALLOWANCE NOV 2010	727.50
			453.13010		Quick Colourprint	
				INV	2030 FACT SHEETS	3,542.00
				INV	100 INVITATIONS-VOLUNTEERS B/FAST	130.00
				INV	BANNER STAND	159.00
				INV	2030 BANNERS,NOTEPADS,POST IT	8,154.00
			453.13042		TOTALLY WORKWEAR	
				INV	1PR SAFETY BOOTS	150.00
				INV	Protective Clothing for Works Team	441.01
				INV	3X HIVIS POLO	80.57
				INV	MAYA 518172 SAFETY BOOT SZ7	157.50
			453.13160		RENT A FENCE AUSTRALIA PTY LTD	
				INV	9/10 REHIRE TEMP FENCE-OLD SWN BWL SITE	508.75
			453.13247		TOLL TRANSPORT PTY LTD	
				INV	COURIERS - 5 & 8/10/10	223.91
			453.13263		BLJ AUSTRALIA	
				INV	REVIEW ELECTRICITY COSTS JUL-SEP 10	638.00
			453.13267		Department of Transport	
				INV	SEP 10 SEARCH FOR VEHICLE OWNERSHIP	456.00
			453.13278		LANDFILL GAS AND POWER PTY LTD	
				INV	ELECTRICITY 1/8-1/09/10 MTC LIB, C/CNTR	1,615.83
				INV	ELECTRICITY 1/9-1/10/10 MTC LIB, C/CNTR	1,318.91
			453.13289		GRAFFITI SYSTEMS AUSTRALIA	
				INV	GRAFFITI REMOVAL SEP 2010	1,947.00
			453.13305		Councillor K E Collins	
				INV	COUNCILLORS ALLOWANCE NOV 2010	727.50
			453.13306		R M BINKS	
				INV	COUNCILLORS ALLOWANCE NOV 2010	727.50
			453.13307		M L Somerville-Brown	
				INV	COUNCILLORS ALLOWANCE NOV 2010	727.50



CITY OF NEDLANDS

All Payments 1/11/2010 to 30/11/2010

Database: LIVE

Page: 11

<u>Chq/Ref</u>	<u>Pavee</u>	<u>Date</u>	<u>Amount</u>	<u>Tran</u>	<u>Description</u>	<u>Amount</u>
			453.13316		SAFETY WORLD	
				INV	SAFETY BOOTS	253.34
			453.13327		BY WORD OF MOUTH CATERING	
				INV	CATERING-2030 BUSINESS CONSULTATION	123.20
			453.13342		Shawmac Pty Ltd	
				INV	PREP-ASPHALT PROG DESIGN DRAWINGS	4,505.60
			453.13362		KWIK TRANSPORT & CRANE HIRE	
				INV	CRANE & OPERATOR-UNLOAD PRE-CAST WALLS	517.28
			453.13381		Carrington's Traffic Services	
				INV	TRAFFIC MNGMNT PLAN - OLEARIA LANE	544.50
				INV	TRAFFIC MNGMNT -ROCKTON RD	2,034.77
				INV	TRAFFIC MNGMNT PLAN-STANLEY ST	544.50
			453.13384		HARVEY FRESH	
				INV	MILK SUPPLY 20/10/10	64.26
			453.13420		ELEMENTAURS	
				INV	TUTOR FEE - JULY 10 SCHOOL HOLIDAYS	330.00
			453.13438		PETROL PUMP REPAIRS	
				INV	SUP/INSTALL PUMPS,REELERS,GUNS-BULK TANKS	5,285.50
				INV	MODIFY VENT PIPE SYSTEM	7,403.33
				INV	SUP/FIT RPLCMNT ELECTROLINE TWIN PUMP UPL BWSR	5,474.36
			453.13451		BIOWISE	
				INV	6 MT COARSE SOMPOST	158.40
				INV	40 MT COURSE COMPOST	1,078.00
			453.13471		Roberts Luxury Tours	
				INV	GOING PLACES TOUR 43 PEOPLE	2,141.50
			453.13489		ARTCRAFT PTY LTD	
				INV	30X SIGNS/STANDS-FERTILISER & HERBICIDE APPLICATI	2,260.50
			453.13534		NU-TRAC RURAL CONTRACTING	
				INV	SWANB BCH CLEANING 13 & 27/8/10	110.00
			453.13553		JJWORKS PTY LTD	
				INV	66X PARKING SIGNS & POST	3,630.00
			453.13565		West Aussie Reptiles Pty Ltd	
				INV	REPTILE EDUCATION TRAINING GREEN CORPS	300.00
			453.13566		ADASOUND PUBLIC ADDRESS	
				INV	HIRE-PORTABLE PA SYSTEM 8/10/10	99.00
			453.13578		Ambience Air Pty Ltd	
				INV	SUP/INSTALL BREEZAIR EVAP A/COND EXH210	5,170.00



CITY OF NEDLANDS

All Payments 1/11/2010 to 30/11/2010

Database: LIVE

Page: 12

<u>Chq/Ref</u>	<u>Pavee</u>	<u>Date</u>	<u>Amount</u>	<u>Tran</u>	<u>Description</u>	<u>Amount</u>
			453.13582		D & L Software Pty Ltd	
				INV	OZIEXPLOER SOFTWARE FOR GPS MAPPING	130.00
			453.13583		Ashphalt In A Bag	
				INV	50X 20KG BAGS ASPHALT	1,686.30
			453.13589		Garth Harvey	
				INV	BEEES TREATMENT CNR CAMELIA/BROMLEY MTC	240.00
			453.13590		Frederique Tutton	
				INV	TERM 4 2010 TUTOR FEES	4,048.00
			453.1447		CJD EQUIPMENT PTY LTD	
				INV	TILT CIRCUIT DRIFTING-INVESTIGATE/RECTIFY	961.05
			453.1800		COVENTRYS	
				INV	6X POLYGLAZE 400G MAG,2 DISPOSABLE GLOVES	114.10
				INV	HIGH OUTPUT LED STROBE LIGHT (AMBER)	545.56
			453.2257		ELLENBY TREE FARM	
				INV	SAPIUM SEBIFERUM CHINESE TALLOW 75L	363.00
				INV	PLATANUS ACERIFOLIA 100L INCL PLANTING	363.00
				INV	ULMUS PARVIFOLIA CHINESE ELM 75L	363.00
				INV	PYRUS NIVALIS SNOW PEAR 100L INCL PLANTING	363.00
				INV	CORYMBIA FICIFOLIA GRAFTED ORANGE SPLENDOR 75L	363.00
				INV	MAGNOLIA GRANDIFLORA 75L	363.00
				INV	SAPIUM SEBIFERUM CHINESE TALLOW 75L	363.00
				INV	DELONIX REGIA POINSIANA 75L INCL PLANTING	412.50
			453.2287		ERS AUSTRALIA PTY LTD	
				INV	DISPOSE OLD/SUP NEW SOLVENT-PARTS WASHER BATH	147.95
			453.2583		FORESTVALE TREES	
				INV	2X MELALEUCA QUINQUENERVIA 100L	484.00
			453.2616		S A FROESE	
				INV	MAYORAL ALLOWANCE NOV 2010	4,621.67
			453.3055		Holton Connor Pty Ltd	
				INV	SEP 10 ARCHITECTURAL SVCES-J LECKIE PAV-7	6,270.00
			453.3200		HYDRO-PLAN PTY LTD	
				INV	DESIGN & DRAWING N/LIB IRRIGATION SYSTEM	2,805.00
			453.350		AUST INSTITUTE OF MANAGEMENT	
				INV	M CULHANE CONT'S IMPROV'T 1-31/10/10	220.00
				INV	K HAUGHEY WORD INTRO 22/10/10	350.00
			453.3616		J & K HOPKINS	
				INV	JASTEK PERPETUAL CALENDAR CLOCK 0346050	129.00



CITY OF NEDLANDS

All Payments 1/11/2010 to 30/11/2010

Database: LIVE

Page: 13

<u>Chq/Ref</u>	<u>Pavce</u>	<u>Date</u>	<u>Amount</u>	<u>Tran</u>	<u>Description</u>	<u>Amount</u>
				INV	T/CHAIR,CHAIRMAT,WHITEBOARD	416.00
			453.3660		HARBOTTLE ON-PREMISE	
				INV	10 CTN BOTTLED WATER	96.00
			453.4037		LANDSCAPE DEVELOPMENT	
				INV	AUG 10 LANDSCAPE MAINT SVCES	2,655.09
				INV	SEP 10 LANDSCAPE MAINT SVCES	2,655.09
			453.4040		The Lane Bookshop	
				INV	LOCAL STOCK RESOURCES OCT 2010 MTC LIB	195.04
				INV	LOCAL STOCK RESOURCES OCT 2010 N/LIB	268.60
				INV	LOCAL STOCK RESOURCES OCT 10	98.37
				INV	LOCAL STOCK RESOURCES OCT 10	62.39
			453.4150		LO-GO Appointments	
				INV	W/E 2/10/10 M ROACH CASUAL STAFF	1,513.60
				INV	W/E 9/10/10 M ROACH CASUAL STAFF	1,892.00
				INV	W/E 16/10/10 M ROACH CASUAL STAFF	1,892.00
			453.4160		LOCAL HEALTH AUTH ANALYTICAL CO	
				INV	ANALYTICAL SERVICES 2010/2011	4,687.76
			453.4500		MCLEODS BARRISTERS & SOLICITORS	
				INV	ADVICE-TENDER/LEASE-MTC OASIS CAFE	142.64
				INV	PROPOSED LEASE-COLLEGIANS FC	228.44
				INV	PROSECUTION-28 GENESTA-BOUNDRY WALL CONSTRUCTION	499.95
				INV	ADVICE-CODE OF CONDUCT 28121	674.60
				INV	RATES ADVICE DICOM FACILITY	1,846.04
			453.4788		LGIS WORKCARE	
				INV	10/11 2ND INST LGIS WORKCARE SCHEME	77,918.50
			453.4959		NEDLANDS TYRE SERVICE	
				INV	TYRES-2X CONTI 235/75R15 CONTITRAC SUV	714.00
			453.4972		NEVERFAIL WA PTY LTD	
				INV	SPRINGWATER 4X 15L BTL	45.60
			453.5080		OCE AUSTRALIA LTD	
				INV	PLAN COPIER CHG OCT 10,9/10 COPIES	73.47
			453.5120		OFFICE LINE	
				INV	FREE STANDING SCREEN 1500HX900W	255.20
				INV	PROFILE STATIONERY CUPBOARD 1950H/4 SHELVES	374.00
			453.6820		Swanbourne Veterinary Centre	
				INV	POUND FEES	918.50
			453.7280		TOTAL TURF	
				INV	1 X 10 LITRE MILLENIUM HERBICIDE	393.25



CITY OF NEDLANDS

All Payments 1/11/2010 to 30/11/2010

Database: LIVE

Page: 14

<u>Chq/Ref</u>	<u>Pavee</u>	<u>Date</u>	<u>Amount</u>	<u>Tran</u>	<u>Description</u>	<u>Amount</u>
				INV	4X ROUNDUP BI-ACTIVE	589.60
			453.741		BOYAN ELECTRICAL SERVICES	
				INV	ELECTRICAL MAINT-NCC	228.80
				INV	RE FITTED LIGHT COVER AT NEDLANDS LIBRARY	143.00
				INV	ELECT MAINT-ESPLANADE BLISTER ISLAND	82.50
				INV	CHESSINGTON GDNS-RPLCD FAULTY PE CELL	154.00
				INV	ELECT MAINT-ESPLANADE BLISTER ISLAND	82.50
				INV	FRASERIANA LANE-ELECT MAINTENANCE	82.50
				INV	ALTER LIGHTING AT NEW COURT GARDENS GAZEBO	124.30
				INV	RECONNECT PUMP AT FORESHORE 3	82.50
				INV	ELECTRICAL MAINT-NEDLANDS LIB	165.00
				INV	ELECTRICAL MAINT-TRESILLIAN	415.80
			453.760		BREALEY PLUMBING SERVICE	
				INV	RPLC SMASHED PAN, CLEARED BLOCKAGE	495.00
				INV	PLUMBING MAINT-N/LIB & ALLEN PK LOWER	275.00
			453.7990		WA TREASURY CORPORATION	
				INV	#179 NOV 2010 LOAN REPAYMENT	38,406.48
			453.8240		Western Educting Service	
				INV	HARD & GREEN WASTE COLLECTION	6,930.88
			453.860		BUNNINGS GROUP LIMITED	
				INV	BUILDING SUPPLIES	56.74
				INV	2X HINGES-RISING BUTT WRB2100 100MM L/H	27.30
				INV	BUILDING SUPPLIES	40.11
				INV	BUILDING SUPPLIES	56.88
				INV	BUILDING SUPPLIES	18.98
				INV	5 PR SAFETY GLOVES LEATHER RIGGERS	65.45
			453.8759		MP Electrolocation	
				INV	SCANNING FOR CONSEALED SVCES-ROCKTON RD	275.00
				INV	SCANNING FOR CONSEALED SVCES-ABERDARE RD	649.00
				INV	SCANNING FOR CONSEALED SVCES-MONTGOMERY	275.00
			453.897		CABCHARGE AUSTRALIA PTY LTD	
				INV	20/9-17/10/10 SVCE FEE & TAXI FARES	151.03
454	EFT TRANSFER: -	17/11/2010	-252,876.36	454.10787	DOWNER EDI WORKS PTY LTD	
				INV	30MM FACE SEMI MOUNT 30MM DROP OFF HOTMIX	1,218.25
				INV	50MM FACE SEMI MOUNT KERB-WILLIAMS RD	1,390.40
				454.11320	SEMINARS AUSTRALIA P/L	
				INV	EMPLOYER SUPERANNUATION-P GREEN	375.00
				454.11733	CELLARBRATIONS	



CITY OF NEDLANDS

All Payments 1/11/2010 to 30/11/2010

Database: LIVE

Page: 15

<u>Chq/Ref</u>	<u>Pavee</u>	<u>Date</u>	<u>Amount</u>	<u>Tran</u>	<u>Description</u>	<u>Amount</u>
				INV	CATERING-PROP SVCES TEAM RECOGNITION	115.96
454.11934					GEOFF HAND & ASSOCIATES PTY LTD	
				INV	CONSULTANCY SVCES R MOORE 5/7 & 2/8/10	1,000.00
454.12433					BALE DATA SERVICES	
				INV	48X 76MMX76MMX12.7MM CORE 2 PLY PAPER	110.68
454.12532					TOTAL EDEN PTY LTD	
				INV	IRRIGATION FITTINGS-DOT BENNETT PK	603.64
				INV	IRRIGATION FITTINGS FOR PAIERA PARK	756.74
454.1260					CHOICE ONE PTY LTD	
				INV	TEMP STAFF WAGES C DZVANGAH 13 & 14/10/10	623.70
454.12628					DIAMOND HIRE	
				INV	15/10/10 HIRE BRICK CUTTER W/- DIAMOND BLADE	99.00
454.12648					Mt Claremont Newsround	
				INV	19/9-16/10/10 NEWSPAPER DELIVERY MTC LIB	86.28
454.12677					Wilson Security	
				INV	2-10/10/10 SECURITY PATROLS MTC	330.00
				INV	13-24/10/10 SECURITY PATROLS MTC	385.00
454.12765					PERTHWASTE PTY LTD	
				INV	OCT 2010 WASTE REMOVAL SVCES	35,764.01
454.12831					Patricia E Panayotou	
				INV	REIMBURS-CATERING/MAGAZINES/POLICE CLEAR	81.75
				INV	REIMBURS-CATERNG/GIFT VOUCHER	145.85
454.12847					LANIER (AUSTRALIA) PTY LTD	
				INV	COPY CHGS 31/7-18/10/10 CIT041/12 HR	100.51
				INV	COPIER LEASE 6780-000 NCC DAY CNTR	134.28
				INV	COPIER LEASES-5290-011 & 012 (HR & PROCC)	277.20
454.12974					OUTSOURCE BUSINESS SUPPORT SOLUTION	
				INV	CONSULTING SVCES-AUTHORITY/FINANCE	440.00
454.13010					Quick Colourprint	
				INV	SING JOBS LARGE ROSTER SIGNS - 501550	319.00
454.13123					TOLL PRIORITY	
				INV	10/10 MAIL PICK UP & DELIVERY	345.47
454.13220					LIGHTNING TOWING	
				INV	TOWING SVC-ABANDONED VEHICLES-FRM BP BROOME	209.00
				INV	7NC467 TOWING SVC-ABANDONED VEHICLES	66.00
454.13384					HARVEY FRESH	
				INV	MILK SUPPLY 3/11/10	64.26
454.13412					QUICK CORPORATE AUSTRALIA	



CITY OF NEDLANDS

All Payments 1/11/2010 to 30/11/2010

Database: LIVE

Page: 16

<u>Chq/Ref</u>	<u>Pavee</u>	<u>Date</u>	<u>Amount</u>	<u>Tran</u>	<u>Description</u>	<u>Amount</u>
				INV	3X BINDER A4 INSERT LEVER ARCH WHITE	19.67
				INV	25RM COPY PAPER A4	137.50
				INV	CATERING SUPPLIES	119.83
				INV	25RM COPY PAPER A4	137.50
				INV	25RM COPY PAPER A4	137.50
				INV	CATERING FOR EXECUTIVE	64.82
				454.13428	LOCK STOCK & FARRELL LOCKSMITH P/L	
				INV	6X ABUS 83/45 PADLOCK LSF,6X MARINER	775.50
				454.13531	FAMILY NURTURING CENTRE	
				INV	BABY YOGA SESSION 21/9/10	120.00
				454.13612	Sajeewani Kodagoda	
				INV	REIMBURS-CATERING DEBRIEF 27/10/10	179.00
				454.380	Australian Taxation Office	
				INV	Payroll Deduction	62,615.15
				454.4040	The Lane Bookshop	
				INV	LOCAL STOCK RESOURCES OCT 10 N/LIB	263.01
				454.4120	LIGHTNING LAUNDRY	
				INV	LAUNDRY SERVICE SEP 10 PROCC	322.00
				454.4440	McDOWALL AFFLECK PTY LTD	
				INV	8-10/10 ADAMS RD-PUBLIC CONSULTATION	3,806.00
				454.4500	MCLEODS BARRISTERS & SOLICITORS	
				INV	26223 NED AGED PERSONS HOMES TRUST	1,847.45
				INV	LEASE-NEDLANDS GOLF CLUB	4,071.65
				INV	LEASE - TOM COLLINS HOUSE	602.80
				454.4783	LGIS LIABILITY	
				INV	INSURANCE LIABILITY 2ND 10/11	73,260.00
				454.4945	SHEPPARD'S NEWSROUND	
				INV	12/9-9/10/10 NEWSPAPER DELIVERY	32.32
				454.4959	NEDLANDS TYRE SERVICE	
				INV	TYRES-1X 215/60R16 DUNLOP SP 95V	238.50
				454.5970	Holcim (Australia) Pty Ltd	
				INV	SIDE ENTRY FRAMES & LIDS, SLABS	9,692.10
				INV	10X SIDE ENTRY FRAMES & LIDS	2,783.00
				454.7340	Martins Trailer Parts Pty Ltd	
				INV	VEHICLE PARTS	95.33
				454.741	BOYAN ELECTRICAL SERVICES	
				INV	ELECTRICAL MAINT-KARRAKATTA PUMP	165.00
				INV	ELECTRICAL MAINT-VINCENT/MELVISTA	176.00
				INV	ELECTRICAL MAINT-CARRINGTON/DALK	176.00



CITY OF NEDLANDS

All Payments 1/11/2010 to 30/11/2010

Database: LIVE

Page: 17

<u>Chq/Ref</u>	<u>Pavee</u>	<u>Date</u>	<u>Amount</u>	<u>Tran</u>	<u>Description</u>	<u>Amount</u>
				INV	ELECTRICAL MAINT-GUN PARK	176.00
				INV	ELECTRICAL MAINT-BEATON PK	176.00
				INV	ELECTRICAL MAINT-HAMPDEN RD GDN LIGHTS	82.50
			454.760		BREALEY PLUMBING SERVICE	
				INV	MTCCC-RPR CISTERN & SVCE TAP	236.50
			454.8010		CORPORATE EXPRESS AUSTRALIA LTD	
				INV	2 CTN DISPOSABLE APRON 71X117CM	45.72
			454.8242		West Metro Regional Council	
				INV	WASTE DISPOSAL 1-10/10/10	20,076.66
				INV	WASTE DISPOSAL 11-17/10/10	24,203.37
			454.9876		PRIESTMAN & SHARP	
				INV	INS EXCESS RE CLAIM 633061056TB 1CYU538	1,000.00
455	EFT TRANSFER: -	25/11/2010	-594,049.37	455.10141	SIGNATURE SECURITY GROUP	
				INV	NOV 10 SECURITY-DEPOT FENCE LEASE	928.27
				INV	RANDOM PATROLS REQUESTED BY J ANTHONY	47.30
				455.10192	LOCAL GOVT PLANNERS ASSOCIATION	
				INV	B/FAST FORUM - M DEAL	55.00
				455.10221	HIRE SOCIETY	
				INV	2030 - TABLECLOTHS & WINE GLASSES RENTAL	122.31
				455.10248	MIRACLE RECREATION EQUIPMENT	
				INV	AUSPLAY SQUARE DECK D50	687.50
				455.10662	B & J Illustrations	
				INV	PROCEEDS FROM SALE OF ARTWORKS	3,930.00
				455.10731	Green Skills (Eco Jobs)	
				INV	CASUAL STAF FOR BUSHCARE WORK 13-26/10/10	14,608.55
				455.10787	DOWNER EDI WORKS PTY LTD	
				INV	75MM FACE SEMI MOUNT KERB-PARK RD	1,841.40
				INV	KERBING-GREENVILLE/HOOLEY	2,917.75
				455.11076	BIDVEST AUST LTD	
				INV	3X 10LTR BIRKO COMMERCIAL URN	746.63
				455.11295	ITT WATER & WASTEWATER AUST LTD	
				INV	SERVICE PUMP STATION-BEATON PK	792.00
				455.11296	BUDGET CAR RENTAL	
				INV	EQUIPMENT HIRE 5/10-2/11/10 1DIL010	1,113.04
				INV	EQUIPMENT HIRE 27/8-25/9/10 1DBV276	1,044.89
				INV	EQUIPMENT HIRE 25/9-23/10/10 1DBV276	1,044.89
				INV	EQUIPMENT HIRE 7/9-5/10/10 1DIL010	1,113.04
				455.11421	COOL CLEAR WATER GROUP LTD	
				INV	NOV 2010 WATER (FILTERED) SVCES	498.30



CITY OF NEDLANDS

All Payments 1/11/2010 to 30/11/2010

Database: LIVE

Page: 18

<u>Chq/Ref</u>	<u>Pavee</u>	<u>Date</u>	<u>Amount</u>	<u>Tran</u>	<u>Description</u>	<u>Amount</u>
			455.11570		INSTITUTE INFORMATION MANAGEMENT	
				INV	M STEWART-B/FAST SEMINAR 3/11/10	60.00
			455.11577		BurkeAir Pty Ltd	
				INV	REPLACE OFFICE FILTERS - ADMIN	474.10
			455.11588		WA Rangers Association	
				INV	EMPLOYMENT ADVERTISEMENT - RANGER AND COMP	250.00
			455.11733		CELLARBRATIONS	
				INV	12 BOTTLES DE BORTOLI S/HILL	78.88
				INV	24 BOTTLES DE BORTOLI S/HILL	150.76
				INV	CATERING SUPPLIES-CITIZENSHIP CEREMONY	98.98
			455.11795		JAMES DONALDSON	
				INV	RUBBISH COLLECTION SWANB DOG BCH OCT 10	900.00
				INV	9/10 SWANB DOG BCH RUBBISH COLLECTION	800.00
				INV	RUBBISH COLLECTION SWANB BCH OCT 10	1,200.00
			455.11804		West Australian Local Government As	
				INV	OCT 2010 ADVERTISING	20,703.03
			455.11822		SEEK LIMITED	
				INV	ADVERT-ENVIRONMENTAL HLTH OFFICER	247.50
			455.12026		BOLINDA PUBLISHING PTY LTD	
				INV	LOCAL RESOURCES N/LIB	54.23
				INV	LOCAL RESOURCES N/LIB	54.23
			455.12079		COMPLETE PEST MANAGEMENT SERVICES	
				INV	PRE DEMOLITION RAT BAITING - 6 LANTANA AVE	121.00
			455.12090		ACTION GLASS PTY LTD	
				INV	RPR GLASS WINDOW 6.38 CLR LAMINATED 650X700	242.00
			455.12215		Martins Environmental Services	
				INV	WEED CONTROL	9,102.50
			455.12232		DYMOCKS CLAREMONT	
				INV	LOCAL STOCK RESOURCES MTC LIB OCT 10	17.56
				INV	LOCAL STOCK RESOURCES OCT 10 MTC LIB	151.91
				INV	STORM REPLACEMENT STOCK - ADULT FICTION BO	159.05
				INV	LOCAL STOCK RESOURCES OCT 10 N/LIB	271.47
				INV	STORM REPLACEMENT STOCK - ADULT FICTION BK	21.56
				INV	STORM REPLACEMENT STOCK - ADULT FICTION BK	26.36
				INV	LOCAL STOCK RESOURCES OCT 10 N/LIB	700.25
				INV	STORM REPLACEMENT STOCK - ADULT FICTION BK	24.71
				INV	STORM REPLACEMENT STOCK - ADULT FICTION BO	19.16
			455.12284		PUSEY'S PUFFS	
				INV	CATERING SUPPLIES-STAFF FAREWELL	58.10



CITY OF NEDLANDS

All Payments 1/11/2010 to 30/11/2010

Database: LIVE

Page: 19

<u>Chq/Ref</u>	<u>Pavee</u>	<u>Date</u>	<u>Amount</u>	<u>Tran</u>	<u>Description</u>	<u>Amount</u>
				455.12317	TECHSAND PTY LTD	
				INV	CONCRETE WORKS - BEATRICE RD	29,077.73
				INV	RPR/RPLC TREE DAMAGED F/PATH-MONTGOMERY	1,320.00
				INV	CONCRETE WORKS - ELIZABETH ST	57,093.55
				455.12328	GEMINI MEDICAL SERVICES	
				INV	PRE-EMPLOYMENT MEDICAL J SPECTOR	137.50
				INV	PRE-EMPLOYMENT MEDICAL - P MRDJA	137.50
				INV	PRE-EMPLOYMENT MEDICAL-K MOYLE	137.50
				INV	PRE-EMPLOYMENT MEDICAL-C NORELLI	137.50
				INV	PRE-EMPLOYMENT MEDICAL - S AULIN	137.50
				INV	PRE-EMPLOYMENT MEDICAL -B CAMP	137.50
				INV	PRE-EMPLOYMENT MEDICAL - E KELLY	137.50
				455.12333	CITY RUBBER STAMPS & TROPHIES	
				INV	S260 DATER PROCESSED BLK-A/PAY	52.60
				455.12350	CAPITAL DEMOLITION	
				INV	24.7 CARTAGE CONCRETE RUBBLE	543.40
				INV	73.48 TIPPING GRADE 5	1,616.56
				INV	96.98 TIPPING GRADE 5	2,133.56
				INV	74.98 TIPPING GRADE 5	1,649.56
				INV	23.14 19MM ROAD BASE	509.08
				INV	70.5 TIPPING GRADE 5 CONCRETE/SAND	1,551.00
				INV	28.88 CARTAGE CONCRETE RUBBLE	635.36
				455.12362	VEHEQUIP	
				INV	SUP/FIT CK100 BLUE TOOTH CAR KIT	341.00
				INV	RE-INSTALL HANDS FREE KIT	379.50
				455.12406	J & M PAULIK & SONS	
				INV	2X NATIVE FLOWER ARRANGEMENTS	140.00
				INV	FLOWERS-STAFF BEREAVEMENT 29/10/10	60.00
				INV	FLOWERS FOR ALGWA WA: FOR JEN HESS	50.00
				455.12415	LAIDLAW AUSTRALIA	
				INV	LM330-P A3 POUCH LAMINATOR,A4 80 MICRON	351.00
				455.12427	ROD HAWKER	
				INV	REIMBURSE VOL EXPENSES	19.43
				455.12532	TOTAL EDEN PTY LTD	
				INV	IRRIGATION FITTINGS-D CRUICKSHANK RSV	1,414.11
				INV	IRRIGATION FITTINGS FOR LAWLER PARK	759.84
				INV	IRRIGATION FITTINGS - NEW COURT GDNS	1,340.96
				INV	IRRIGATION FITTINGS - SWANBOURNE OVAL	1,092.77
				INV	IRRIGATION FITTINGS - PAUL HASLUCK RSV	2,076.34



CITY OF NEDLANDS

All Payments 1/11/2010 to 30/11/2010

Database: LIVE

Page: 20

<u>Chq/Ref</u>	<u>Pavee</u>	<u>Date</u>	<u>Amount</u>	<u>Tran</u>	<u>Description</u>	<u>Amount</u>
				INV	IRRIGATION FITTINGS-LESLEY GRAHAM RSV	1,294.41
				INV	IRRIGATION FITTINGS - BEATON PARK	429.51
				455.12538	WANDA'S COMMERICAL CLEANING	
				INV	OCTOBER 2010 CLEANING SVCES	6,105.00
				455.12546	Greenway Enterprises	
				INV	6X 20L DRUM LIQ SOIL WETTER,6X 20L SEAWEED SECRET	1,820.52
				455.12622	CHARLES SERVICE COMPANY	
				INV	OCT 2010 CLEANING - TRESILLIAN	1,392.28
				455.12628	DIAMOND HIRE	
				INV	HIRE BRICK CUTTER S/- DIAMOND BLADE 18/10/10	99.00
				INV	HIRE-SILENT GENSET 4.3 KVA 28-29/10/10	110.00
				455.12644	INSIGHT CCS	
				INV	OCT 10 CONTRACT CA0126 A/HRS CALL SVCE	319.99
				455.12658	WICKED WATER WORKS	
				INV	15L WATER - COOLER BOTTLE NCC	19.00
				455.12672	NORTH STONE CONSTRUCTION PTY LTD	
				INV	BUILD LIMESTONE BORDER-WILLIAM/STIRL HWY	1,650.00
				455.12677	Wilson Security	
				INV	11-17/10/10 SECURITY PATROLS MTC	231.00
				INV	25-31/10/10 SECURITY PATROLS MTC	307.01
				455.12678	Green's Hiab Service Pty Ltd	
				INV	TRANSPORT SOCCER GOALS	396.00
				455.12701	Westpark Services	
				INV	RELOCATE SWING & ROCKER-GRAINGER RSV	550.00
				455.12735	COMFORT KEEPERS	
				INV	DOMESTIC ASSISTANCE OCT 10	181.00
				INV	OCT 10 DOMESTIC ASSISTANCE	759.32
				INV	DOMESTIC ASSISTANCE OCT 10	1,238.19
				455.12754	ARMAGUARD	
				INV	28/9-29/10/10 SECURITY- DAILY TAKINGS	1,151.04
				455.12765	PERTHWASTE PTY LTD	
				INV	6M SKIP BIN HIRE 20-29/10/10	632.51
				INV	29/9-4/10/10 6M SKIP BIN HIRE	675.68
				455.12828	MASTAKRAFT CLOTHING CO	
				INV	3X CARGO TROUSERS NAVY SIZE MTM	192.04
				455.12847	LANIER (AUSTRALIA) PTY LTD	
				INV	-31/10/10 COPY CHGS CIT041/37 COTTAGE	597.59
				INV	30/9-31/10/10 COPY CHGS CIT041/23 N/LIB	30.95



CITY OF NEDLANDS

All Payments 1/11/2010 to 30/11/2010

Database: LIVE

Page: 21

<u>Chq/Ref</u>	<u>Pavee</u>	<u>Date</u>	<u>Amount</u>	<u>Tran</u>	<u>Description</u>	<u>Amount</u>
				INV	31/10/10 COPY CHGS CIT041/39 N/LIB	21.70
				INV	31/10/10 COPY CHGS CIT041/32 LIB WK RM	73.15
				INV	30/9-31/10/10 COPY CHGS CIT041/26 PLANNING	79.88
				455.12885	RAECO/CEI PTY LTD	
				INV	30PK BOOKGUARD 250 GLOSS C	615.12
				455.12924	Ms C L Eldridge	
				INV	REIMBURSE INTERNET CHG 15/1-15/11/10	690.00
				455.12970	CARDNO (WA) PTY LTD	
				INV	NEDLANDS TRAFFIC & SAFETY REVIEW	8,360.00
				455.13010	Quick Colourprint	
				INV	1MM PVC BANNER-HWD PRIM SCHL	194.00
				INV	4X TENNIS COURT REPLACEMENT STICKERS	110.00
				455.13014	NESPRESSO PROFESSIONAL	
				INV	500X LUNGO, 700X ESPRESSO LEGGERO	734.12
				INV	DISCALING KIT & CAPPUCCINO KIT	142.00
				455.13093	D & T ASPHALT PTY LTD	
				INV	SUP/LAY ASPHALT	425.04
				INV	SUP/LAY ASPHALT	1,871.10
				INV	SUP/LAY ASPHALT	1,467.40
				INV	SUP/LAY ASPHALT	2,905.98
				455.13095	RENTOKIL INITIAL PTY LTD	
				INV	NOV 10 INDOOR PLANT HIRE & MAINT-ADMIN	159.94
				455.13170	Paperbark Technologies	
				INV	ARBORICULTURAL REPORT-MELVISTA AVE-W/FIG	330.00
				455.13190	RAYSON BOATS	
				INV	1X SET OF HOCKEY GOALS	3,600.00
				455.13218	FAST FINISHING SERVICES	
				INV	BINDING COUNCIL MINUTES VOL 261-263	173.10
				455.13220	LIGHTNING TOWING	
				INV	8SZ850 TOWING SVC-ABANDONED VEHICLES	66.00
				INV	9AG623 TOWING SVC-ABANDONED VEHICLES	66.00
				455.13247	TOLL TRANSPORT PTY LTD	
				INV	Courier Letter to Employee F Kabalah 12/10/10	9.85
				455.13278	LANDFILL GAS AND POWER PTY LTD	
				INV	ELECTRICITY 1/9-1/10/10 DEPOT	1,174.91
				INV	ELECTRICITY 1/10-1/11/10 ADMIN	2,833.62
				455.13292	BULL MOTOR BODIES PTY LTD	
				INV	BUMPER W/- DRAWER CUT OUT-1DDV785	385.00
				INV	REAR BUMPER, QUARTER PANELS 1DEI964	561.00



CITY OF NEDLANDS

All Payments 1/11/2010 to 30/11/2010

Database: LIVE

Page: 22

<u>Chq/Ref</u>	<u>Pavee</u>	<u>Date</u>	<u>Amount</u>	<u>Tran</u>	<u>Description</u>	<u>Amount</u>
				455.13314	SWEEPCARE AUSTRALIA	
				INV	ADDITIONAL SWEEPING FOR OCTOBER 2010	2,459.16
				455.13316	SAFETY WORLD	
				INV	CLOTHING-UNIFORM AND SAFETY	5,498.88
				INV	UNIFORM CLOTHING	1,371.28
				INV	SAFETY BOOT HOBART BLACK 7.5	114.46
				INV	30X SAFETY SPECS UVEX PURSUIT BLK FRAME	737.55
				INV	TROUSER WORN G'S RELAX FIT CARGO NAVY 87S	151.14
				INV	SAFETY EQUIP, CLOTHES & FOOTWEAR	5,608.05
				455.13345	THE TYLKA FAMILY TRUST	
				INV	KIT MINI PLIERS. SNAP ON-BLUE POINT	125.84
				455.13347	SPEEDY HIRE	
				INV	SEP 10 PORTABLE TOILET HIRE	188.56
				455.13362	KWIK Pty Ltd	
				INV	ERECT BUNKER-DOGMAN & SWIFT'S REQUIRED	1,149.50
				455.13381	Carrington's Traffic Services	
				INV	TRAFFIC CONTROL-UNDERWOOD AVE	568.58
				455.13384	HARVEY FRESH	
				INV	MILK SUPPLY 10/11/10	64.26
				455.13411	ESTIE MARX	
				INV	PHOTOGRAPHY-CITIZENSHIP CEREMONY 27/10/10	360.00
				455.13412	QUICK CORPORATE AUSTRALIA	
				INV	5X STAMP PAD E2800 RED	35.86
				INV	STATIONERY - NCC	104.89
				INV	BINDER A4 INSERT 2D 50MM BLUE	4.17
				INV	STATIONERY - NCC	89.06
				INV	SHREDDER REXEL RSS2030 STR/GHT	336.88
				INV	KITCHEN/STATIONERY SUPPLIES	55.28
				INV	KITCHEN/STATIONERY SUPPLIES	368.54
				455.13442	BANYAN CREATIVE	
				INV	MINI GOLF HIRE-FAMILY FUN DAY	440.00
				455.13480	DU ELECTRICAL	
				INV	ELECTRICAL WORK-P HASLUCK RSV PUMP RPRS	1,566.40
				INV	BLAIN PK LIGHTS REWIRE	3,146.00
				INV	SUP/INSTALL REPLACEMENT SITE SWITCHBOARD	6,622.00
				INV	ELECTRICAL WORK-COLLEGE PK PUMP RPRS	735.35
				455.13489	ARTCRAFT PTY LTD	
				INV	2X BIKE PK SIGNS 225X400 GRN BLK ON WHITE	33.00
				INV	2X ROAD HUMP SYMBOL AL CL1 600X600	101.20



CITY OF NEDLANDS

All Payments 1/11/2010 to 30/11/2010

Database: LIVE

Page: 23

<u>Chq/Ref</u>	<u>Pavee</u>	<u>Date</u>	<u>Amount</u>	<u>Tran</u>	<u>Description</u>	<u>Amount</u>
			455.13514	DELTA CORPORATION LTD		
			INV	RETAINING WALL-MULCH BIN CONSTRUCTION		17,930.00
			455.13521	ESSENTIAL OFFICE PRODUCTS		
			INV	SVCE CALL OUT & LABOUR TO DI200 INSERTER		198.00
			455.13530	U CAN HATCH US		
			INV	28/9-8/10/10 CHICKEN HATCHING PROG		253.00
			455.13534	NU-TRAC RURAL CONTRACTING		
			INV	8 & 29/10/10 SWANB BCH CLEAN		1,210.00
			455.13537	FIRST FIVE MINUTES PTY LTD		
			INV	WARDEN IDENTIFICATION HATS ADMINISTRATION		174.90
			455.13540	Mrs G R Poezyn		
			INV	REIMBURSE INTERNET CHG 2/11/10-2/2/11		149.85
			455.13552	HENDER LEE ELECTRICAL		
			INV	UPGRADE SPORTS LIGHTING-HIGHVIEW PK		24,155.12
			455.13556	GEMS EVENT MANAGEMENT		
			INV	F STREVER-STORMWATER CONF 2010		1,690.00
			455.13564	FORUM8 AU PTY LTD		
			INV	STIRL HWY/BROADWAY-INTERSECTION MODELLING		5,492.35
			455.13576	Buddys Bouncy Castles Pty Ltd		
			INV	BOUNCY CASTLE 10/10/10 FAMILY FUN DAY		230.00
			455.13589	Garth Harvey		
			INV	REMOVE BEE INFESTATION-COLLEGE PK		120.00
			455.13594	Hot Chilli Source Pty Ltd		
			INV	120PR RIGS GLOVES,48PR SAFETY GLASSES		1,205.60
			455.13595	Intersectional Linemarkers Pty Ltd		
			INV	LINE MARKING VARIOUS LOCATIONS		3,330.80
			455.13596	GEON Group		
			INV	UWA/NEDLANDS ACCESS MAP-420X695MM-4000X		1,738.00
			455.13602	Urban Bushland Council WA (Inc)		
			INV	BLACK COCKATOO SYMPOSIUM-CR HIPKINS		145.00
			455.13603	Scout Association of Australia WA		
			INV	DEPOSIT-CLIMBING WALL		220.00
			455.13605	City Carpet Cleaners		
			INV	CARPET CLEANING - MTC C/CNTR		869.00
			455.13606	Leadership WA		
			INV	2011 LEADERSHIP PROG ORG FEE-R MOORE		9,350.00
			455.13613	Community West (Inc)		
			INV	P PANAYOTOU-2010 WA HACC CONFERENCE 2010		180.00
			455.1447	CJD EQUIPMENT PTY LTD		



CITY OF NEDLANDS

All Payments 1/11/2010 to 30/11/2010

Database: LIVE

Page: 24

<u>Chq/Ref</u>	<u>Pavee</u>	<u>Date</u>	<u>Amount</u>	<u>Tran</u>	<u>Description</u>	<u>Amount</u>
				INV	RPR COOLANT LEAK-HEADER TANK & HOSES	1,524.93
			455.1900		DALKEITH NEDLANDS BOWLING CLUB	
				INV	12/8-9/10/10 ELECTRICITY- PROCC	677.71
			455.2075		LANDGATE	
				INV	TITLE SEARCHES OCT 2010	589.00
			455.2315		EXCEL TROPHIES	
				INV	PLAQUE ENGRAVING	150.00
			455.2690		GALVINS PLUMBING SUPPLIES	
				INV	P/BUTTON DRINK TAP,TIME FLOW CARTRIDGE	427.39
			455.3200		HYDRO-PLAN PTY LTD	
				INV	DESIGN/DRAWINGS-IRRIGATION SYS N/LIB	2,200.00
			455.350		AUST INSTITUTE OF MANAGEMENT	
				INV	H ACASON ADOBE ACROBAT INTERM V9 1/11/10	350.00
				INV	N KUROSAKI ADOBE ACROBAT INTERM V9 1/11/10	350.00
				INV	S LOVE ADOBE ACROBAT INTERM V9 1/11/10	350.00
				INV	V SHANNON APPLIED PROJ MNGMNT 3-5/11/10	1,035.00
				INV	T BURRELL-EXCEL INTER "EXTRA" 18 & 19/11/10	665.00
				INV	A BALDIE-ON THE JOB TRAINING TECHNIQUES	795.00
				INV	N WILSON-EXCEL INTERM "EXTRA" 18 & 19/11/10	665.00
			455.3615		JJ CLEANING PTY LTD	
				INV	OCT 10 CLEANING - NCC	1,996.50
			455.3660		HARBOTTLE ON-PREMISE	
				INV	10CTN HYLAS SPR/WTR STILL PET 600ML	118.50
			455.380		Australian Taxation Office	
				INV	Payroll Deduction	62,285.48
			455.400		Australian Services Union	
				INV	Payroll Deduction	144.90
				INV	Payroll Deduction	144.90
			455.4030		LABELS PLUS	
				INV	50X "FLEET" LETTERING DEALS 50MM LETTERS	275.00
			455.4040		The Lane Bookshop	
				INV	LOCAL STOCK RESOURCES MTC LIB OCT 10	216.66
				INV	LOCAL STOCK RESOURCES N/LIB OCT 10	27.99
				INV	LOCAL STOCK RESOURCES N/LIB OCT 10	208.64
				INV	LOCAL STOCK RESOURCES OCT 10 N/LIB	15.96
				INV	LOCAL STOCK RESOURCES OCT 10 N/LIB	26.39
				INV	LOCAL STOCK RESOURCES OCT 10 MTC LIB	15.96
			455.4150		LO-GO Appointments	
				INV	W/E 23/10/10 M DOUGHENEY CASUAL STAFF	1,589.28



CITY OF NEDLANDS

All Payments 1/11/2010 to 30/11/2010

Database: LIVE

Page: 25

<u>Chq/Ref</u>	<u>Pavee</u>	<u>Date</u>	<u>Amount</u>	<u>Tran</u>	<u>Description</u>	<u>Amount</u>
				INV	W/E 6/11/10 M DOUGHENEY CASUAL STAFF	1,589.28
				INV	W/E 23/10/10 G CASTLE CASUAL STAFF	1,589.28
				INV	W/E 6/11/10 G CASTLE CASUAL STAFF	1,589.28
				INV	W/E 6/11/10 H ARNOLD CASUAL STAFF	295.68
				INV	W/E 30/10/10 G CASTLE CASUAL STAFF	1,286.56
				INV	W/E 30/10/10 M DOUGHENEY CASUAL STAFF	1,286.56
				INV	W/E 30/10/10 H ARNOLD CASUAL STAFF	316.80
				INV	W/E 23/10/10 M ROACH CASUAL STAFF	1,892.00
				455.4470	McIntosh & Son WA	
				INV	MOUNTED HYDRAULIC 5 GANG MOWER PN11832	29,590.00
				455.4500	MCLEODS BARRISTERS & SOLICITORS	
				INV	ADVICE-DRAINAGE LOFTUS & NAPIER STREETS	1,031.80
				455.4945	SHEPPARD'S NEWSROUND	
				INV	NEWSPAPER DELIVERY 10/10-6/11/10	32.32
				455.4959	NEDLANDS TYRE SERVICE	
				INV	TYRE - 165R13 8PR GT MAXMILER 94/93N	156.50
				INV	TYRES 2X 235/75R15 CONTICXC AT FR 109S	659.00
				455.4972	NEVERFAIL WA PTY LTD	
				INV	SPRINGWATER 6X 15L WATER BOTTLES	68.40
				INV	12MTH RENTAL, 15L WATER BOTTLE	167.65
				455.5592	PLACER MANAGEMENT GROUP	
				INV	17/10/10 G MARTYN CASUAL STAFF	1,793.65
				INV	31/10/10 G MARTYN CASUAL STAFF	1,747.66
				INV	24/10/10 G MARTYN CASUAL STAFF	1,724.67
				455.5687	PRINTSOURCE DESIGN SERVICE	
				INV	5000 REPLY PAID ENVELOPES	374.00
				455.5970	Holcim (Australia) Pty Ltd	
				INV	DRAINAGE MAINT MATERIALS	6,933.30
				INV	DRAINAGE MAINT MATERIALS	2,299.00
				455.6540	SNAP PRINTING	
				INV	SCAN TO PDF PLANS & PRINT IN COLOUR	440.73
				455.6560	SOUTHERN SCENE PTY LTD	
				INV	REPLACEMENT OF DAMAGED AUDIO BOOK CDS	17.55
				455.6892	TAMAN TOOLS	
				INV	CMG 2HP ELECTRIC BRICKSAW MOTOR	434.50
				455.741	BOYAN ELECTRICAL SERVICES	
				INV	SWANB BCH-ADJ THERMOSTATS-BBQ'S	82.50
				INV	ELECTRICAL MAINTENANCE - DEPOT	168.30
				INV	ELECTRICAL MAINT-JO JO'S C/PK	407.00



CITY OF NEDLANDS

All Payments 1/11/2010 to 30/11/2010

Database: LIVE

Page: 26

<u>Chq/Ref</u>	<u>Pavee</u>	<u>Date</u>	<u>Amount</u>	<u>Tran</u>	<u>Description</u>	<u>Amount</u>
				INV	ELECTRICAL MAINT-BLAIN PK	82.50
				INV	ELECTRICAL MAINTENANCE - NEDLANDS LIB	264.00
				INV	HAMPDEN RD C/PK-RPLCD VANDALISED SPHERE	243.10
				INV	ELECTRICAL MAINT-MTC C/CNTR	844.80
				INV	ELECT MAINT-HARRIS PK LIGHTS	193.60
				INV	RECONNECTED 2X PUMPS-BEATON PK	206.80
				INV	ELECTRICAL MAINTENANCE - PROCC	93.50
				INV	RPLC SWITCHBOARD/FIT RCD'S & LIGHT CIRCUITS	9,462.20
				INV	ELECTRICAL MAINT-BROCKMAN RSV PK	270.60
				INV	ELECTRICAL MAINT-TRESILLIAN	278.30
				INV	REPLACE 4 LAMPS AT ST PETERS SQUARE	553.30
				INV	ELECTRICAL MAINT-HIBBERTIA LANE	358.60
				INV	ELECTRICAL MAINT-COLLEGE PK	82.50
				INV	ELECTRICAL MAINT-ADMIN COTTAGE	82.50
				INV	RPLCD ADMIN SWITCHBOARD	6,652.80
			455.760		BREALEY PLUMBING SERVICE	
				INV	CLEAR BLOCKED URINAL,SVCE H/BASIN TAPS	159.50
				INV	RPLCD RUBBER RINGS TO FLUSHPIPE @ CISTERN	154.00
				INV	PLUMBING MAINT-TRESILLIAN	160.60
				INV	SVCED CISTERN-RPLCD WASHERS & O RINGS	140.80
			455.7840		FIRE & EMERGENCY SVCES AUTHORITY OF	
				INV	2010/11 ESL INCOME LOCAL GOVERNMENT	38,322.50
			455.800		Brown McAllister Surveyors	
				INV	FEATURE SURVEY-ALLEN PK UPPER & C/PK	3,245.00
			455.8010		CORPORATE EXPRESS AUSTRALIA LTD	
				INV	STATIONERY/MIXED LOLLIES	66.24
				INV	10PK MIXED LOLLIES, 1CTN KLEENEX TISSUES	142.27
				INV	1 X NOKIA 6233 BATTERY - MODEL BP-6M	75.71
			455.8170		Westcare Industries	
				INV	800X LABEL LIB OUTWARDS ADDRESS	61.60
			455.8240		Western Educating Service	
				INV	OCT 10 HARD & GRN WASTE COLLECTION	7,316.65
			455.8242		West Metro Regional Council	
				INV	WASTE DISPOSAL 18 - 24/10/10	24,604.24
				INV	WASTE DISPOSAL 25/10-31/10/10	27,042.87
				INV	WASTE DISPOSAL	1,663.45
			455.860		BUNNINGS GROUP LIMITED	
				INV	BUILDING SUPPLIES	65.54
				INV	BUILDING SUPPLIES	33.95



CITY OF NEDLANDS

All Payments 1/11/2010 to 30/11/2010


Database: LIVE

Page: 27

<u>Chq/Ref</u>	<u>Pavee</u>	<u>Date</u>	<u>Amount</u>	<u>Tran</u>	<u>Description</u>	<u>Amount</u>
				INV	BUILDING SUPPLIES	81.60
				INV	BUILDING SUPPLIES	33.82
				INV	BUILDING SUPPLIES	79.82
				INV	BUILDING SUPPLIES	70.65
				INV	BUILDING SUPPLIES	73.17
				INV	BUILDING SUPPLIES	14.43
				INV	BUILDING SUPPLIES	39.57
				INV	BUILDING SUPPLIES	23.90
				INV	BUILDING SUPPLIES	61.32
				INV	MATERIALS FOR BUSHCARE	69.02
				INV	PLANTS, SANDPAPER AND PAINT	170.90
				INV	HOLESAW BIMETAL HSS SUTTON ARBOR SBA-2	37.75
				INV	BUILDING SUPPLIES	37.84
				INV	BUILDING SUPPLIES	257.62
				INV	BUILDING SUPPLIES	72.52
				INV	BUILDING SUPPLIES	43.10
				455.8652	Dale Alcock Homes	
				INV	41 FLORENCE RD - FOOTPATH REFUND	1,500.00
				455.8720	Totally Confidential Records Manage	
				INV	10/10 RECORD STORAGE/RETRIEVAL/DESTRUCTION	1,163.02
				455.8762	Seton Australia	
				INV	WASTE BIN S/- SNAP ON LID 100L	121.44
				INV	SAFCORD TRIP PREVENTION TAPE 9M GRY	466.40
				455.880	BUNZL LIMITED	
				INV	TOILET REQUISITES-N/LIB	314.44
				INV	TOILET REQUISITES, 2CTN GARBAGE BAGS	1,761.34
				455.9872	CIVICA PTY LTD	
				INV	MS - DR & ADMIN SVCES DEC 10	7,656.00
				455.9996	ROTAFORM PTY LTD	
				INV	30X COMPOST BIN 220 LTR BLACK	1,600.00
					Total EFT	
						<u>-1,759,978.87</u>
					TOTAL PAYMENTS	
						<u><u>-2,454,949.66</u></u>

CP05.11	Monthly Financial Report – December 2010
----------------	---

Committee	8 February 2011
Council	22 February 2011

Applicant	City of Nedlands
Owner	City of Nedlands
Officer	Rajah Senathirajah – Manager Finance
Director	Michael Cole – Director Corporate Service
Director Signature	
File ref:	Fin/072-16
Previous Item No's	Nil
Disclosure of Interest	No officer involved in the preparation of this report had any interest which required it to be declared in accordance with the provisions of the Local Government Act (1995).

Purpose

Administration is required to provide Council with a monthly financial report in accordance with Regulation 34(1) of the Local Government (Financial Management) Regulations 1996.

Recommendation to Committee

Council receives the Monthly Financial Report for December 2010.

Strategic Plan

KFA 5: Governance

5.6 – Ensure compliance with statutory requirements and guidelines.

This report will ensure the City meets its statutory requirements.

Background

Regulation 34(1) of the Local Government (Financial Management) Regulations 1996 requires a local government to prepare a monthly statement of financial activity reporting on the revenue and expenditure, as set out in the annual budget.

A statement of financial activity and any accompanying documents are to be presented to the Council at the next ordinary meeting of the Council following the end of the month to which the statement relates, or to the next ordinary meeting of the council after that meeting.

In addition to the above and in accordance with Regulation 34(5) of the Local Government (Financial Management) Regulations 1996, each year Council is required to adopt a percentage or value to be used in the reporting of material variances. For this financial year the amount is \$10,000 or 10% whichever is the greater.

Proposal Detail

Not applicable.

Consultation

Required by legislation: Yes No
 Required by City of Nedlands policy: Yes No

Legislation

The monthly financial management report meets the requirements of Regulation 34(1) and 34(5) of the Local Government (Financial Management) Regulations 1996.

Budget/Financial Implications

As outlined in the Monthly Financial Report.

Risk Management

The monthly financial variance from the budget of each business unit is reviewed with the respective manager to identify the need for any remedial action. Significant variances are highlighted to Council in the Monthly Financial Report.

Discussion

This report covers the first six months of the 2010/11 Financial Year.

The operating revenue for the period was \$22.39 million, which is approximately 96% of the adopted 2010/11 Budget. Following the adoption of the Budget in June 2010, rates and sanitation services charges were levied and these form the bulk of the revenue, together with fees and charges.

The total operating expenses for the six months, based on invoices received and processed as at the end of December, was \$12.57 million. This is approximately 53% of the annual Budget, and reflects that overall expenses are higher than the pro-rata Budget. This is due to the higher depreciation charges resulting from the revaluation of roads.

The attached operating statement compares “Actual” with “Budget” by Business Units.

Variations from the Budget of revenue and expenses by Directorates are highlighted in the following paragraphs.

It is to be noted that a comprehensive Mid-Year Review of the financial performance of the City compared to the adopted Budget is currently being carried out. The ensuing report to Council will identify any trends as well as recommend appropriate amendments to the adopted Budget.

Governance

Expenditure: Unfavourable variance of \$ 61,069
 Revenue: Favourable variance of \$ 6,736

The unfavourable expenditure variance is due to timing differences between the actual expenses and budget profiling, and marginal increase in employee costs.

Corporate Services

Expenditure: Favourable variance of \$ 171,510
 Revenue: Favourable variance of \$ 542,620

The favourable expenses variance is due to timing differences in the payment of FESA levy, IT licences and interest on loans.

Early adoption of the Budget, leading in turn to the early receipt of rates payments, has resulted in the City receiving higher than budgeted interest income from the investment of funds surplus to the immediate needs of the City. The partial recovery of merchant fees on credit card payments is also another contributing factor to the favourable variance.

Community and Strategy

Expenditure: Favourable variance of \$ 104,494
 Revenue: Favourable variance of \$ 58,921

The delay in commencing the sports & recreation projects and declining response for HACC services (seasonal) are the main factors for the favourable expenses variance.

The favourable revenue variance is due primarily to the receipt of the price increase adjustment to the HACC grant, as well as the increased revenue from sale of art works at Tresillian exhibitions.

Development Services

Expenditure: Favourable variance of \$ 410,041
 Revenue: Favourable variance of \$ 402,305

The delay in receiving and processing of invoices from sanitation service contractors continues to show an exaggerated favourable expenses variance

for this Directorate. The timing of projects in Natural Areas, which are seasonal, also contributed to the favourable expenses variance.

Building Permits and Development Application levies have been better than expected, and have contributed to the favourable revenue variance. The bulk of the favourable variance is due to the levies for the provision of sanitation services to the commercial / industrial properties in the City.

Technical Services

Expenditure: Unfavourable variance of \$ 1,229,822
(Excluding infrastructure depreciation, favourable variance of \$10,315.)
Revenue: Favourable variance of \$ 4,674

The higher depreciation charges on infrastructure assets are the main reason for the unfavourable expenditure variance. Revaluation of roads and drainages influence the higher depreciation charges and the budget for these will be adjusted during the Mid-Year Budget review. However, the overall cash position will not be affected as this is a non-cash item. Maintenance works on roads and drainage have also progressed at a faster rate than budgeted, contributing to the unfavourable expenses variance.

Capital Works Programme

Work on capital infrastructure projects are behind schedule due to the need for extensive community consultation. Capital Works completed as at the end of December was \$2.22 million, with another \$1.0 million committed. Management is confident that most of the projects will be completed within this financial year. However, due to community consultation/ WAMR approval and revised Blackspot funding/approvals some major road projects will be carried over. i.e. Stirling Highway/Broadway intersection, Railway Rd/Loch Rd Blackspot and pedestrian signals, Bruce Rd/ Elizabeth St and Elizabeth St/ Tyrell Rd intersections, and Adams Rd, together totalling \$722,000.

Grants for capital works received as at the end of December amounted to \$526,000, with the Budget for the year being \$ 1.14million. The receipt of grants is generally linked to the physical progress of the associated projects.

Net Current Assets

Net Current Assets as at 31 December 2010 was \$16.57 million, of which \$3.99 million were restricted funds. This compares with Net Current Assets of \$18.17 million at the end of the previous month. This gradual decline is to be expected, as the resources are utilised for the provision of services and the completion of the Capital Works Program.

Conclusion

The financial statements for the six months indicate that operating expenses, excluding depreciation charges, are slightly under the pro-rata Budget. This is due to the timing issue between the purchases of services/materials and the processing of the related invoices, as well as delay in the commencement of some projects. The statements also illustrate that the annual rates and sanitation revenues have been levied, and that the other revenues are in line with Budget.

Attachments

1. Operating Expenses & Revenue YTD to 31 December 2010
2. Net Current Assets as at 31 December 2010
3. Capital Works 2010/2011 as at 31 December 2010

CITY OF NEDLANDS
OPERATING EXPENSES & REVENUE - BY BUSINESS UNITS
AS AT 31 DECEMBER 2010

	YTD ACTUAL \$	YTD BUDGET \$	YTD VARIANCE \$	ANNUAL BUDGET \$	BALANCE AVAILABLE \$
Governance					
Expenses					
20420: Salaries - Governance	292,036	271,903	-20,133	543,800	251,764
20421: Other Employee Costs - Governance	84,927	90,198	5,271	180,400	94,910
20423: Office - Governance	17,400	2,496	-14,904	5,000	-16,753
20424: Motor Vehicles - Governance	6,488	8,598	2,110	17,200	10,712
20425: Depreciation - Governance	20,274	16,002	-4,272	32,000	11,726
20427: Finance - Governance	73,600	73,602	2	147,200	73,600
20428: Insurance - Governance	56,396	33,000	-23,396	66,000	9,604
20430: Other - Governance	26,700	25,002	-1,698	50,000	23,300
20434: Professional Fees - Governance	10,930	9,996	-934	20,000	5,888
Expenses Total	588,752	530,797	-57,955	1,061,600	464,751
Revenue					
50410: Sundry Income - Governance	-9,238	-2,502	6,736	-5,000	4,238
Revenue Total	-9,238	-2,502	6,736	-5,000	4,238
0 Total	579,513	528,295	-51,218	1,056,600	468,989
Total	579,513	528,295	-51,218	1,056,600	468,989
Governance Total	579,513	528,295	-51,218	1,056,600	468,989
Human Resources					
Expenses					
20520: Salaries - HR	93,189	90,450	-2,739	180,900	87,711
20521: Other Employee Costs - HR	65,725	51,504	-14,221	93,500	23,484
20522: Staff Recruitment - HR	23,106	29,998	6,892	60,000	23,149
20523: Office - HR	10,847	16,797	5,950	17,800	6,856
20524: Motor Vehicles - HR	5,589	4,998	-591	10,000	4,411
20525: Depreciation - HR	537	600	63	1,200	663
20527: Finance - HR	-148,350	-148,350	0	-296,700	-148,350
20530: Other - HR	0	5,148	5,148	10,300	10,300
20534: Professional Fees - HR	5,925	1,250	-4,675	2,500	-5,243
20550: Special Projects - HR	0	4,998	4,998	10,000	10,000
Expenses Total	56,568	57,393	825	89,500	12,981
0 Total	56,568	57,393	825	89,500	12,981
Total	56,568	57,393	825	89,500	12,981
Human Resources Total	56,568	57,393	825	89,500	12,981
Members Of Council					
Expenses					
20323: Office - MOC	8,731	1,248	-7,483	2,500	-7,096
20325: Depreciation - MOC	106	102	-4	200	94

	20329	Members of Council - MOC	116,458	118,108	1,650	214,200	97,692	
	20330	Other - MOC	569	4,002	3,433	8,000	7,431	
	20334	Professional Fees - MOC	1,535	0	-1,535	0	-1,535	
	Expenses Total		127,399	123,460	-3,939	224,900	96,586	
	0 Total		127,399	123,460	-3,939	224,900	96,586	
	Total		127,399	123,460	-3,939	224,900	96,586	
	Members Of Council Total		127,399	123,460	-3,939	224,900	96,586	
	Governance Total		763,481	709,148	-54,333	1,371,000	578,556	
	791 Total		763,481	709,148	-54,333	1,371,000	578,556	
#	Corporate Services							
	Corporate Services							
	Corporate Services							
	##	Expenses						
		21220	Salaries - Corporate Services	37,037	33,498	-3,539	67,000	29,963
		21221	Other Employee Costs - Corporate Services	13,063	11,748	-1,315	21,000	7,937
		21223	Office Corporate Service	101	350	249	400	299
		21224	Motor Vehicles - Corporate Service	4,333	6,600	2,267	13,200	8,867
		21235	ICT Expenses - Corporate Service	78,315	112,650	34,335	204,600	90,985
		21250	Special Projects - Corporate Service	20,103	32,490	12,387	65,000	33,685
		Expenses Total		152,951	197,336	44,385	371,200	171,736
		801 Total		152,951	197,336	44,385	371,200	171,736
		Corporate Services Total		152,951	197,336	44,385	371,200	171,736
	Customer Services							
	##	Expenses						
		21320	Salaries - Customer Service	101,368	93,453	-7,915	186,900	85,532
		21321	Other Employee Costs - Customer Service	13,749	18,299	4,550	36,600	22,851
		21323	Office - Customer Service	811	6,000	5,189	12,000	9,094
		21325	Depreciation - Customer Service	135	150	15	300	165
		21327	Finance - Customer Service	-109,300	-109,548	-248	-219,100	-109,800
		21330	Other - Customer Service	855	1,050	195	2,100	1,245
		Expenses Total		7,618	9,404	1,786	18,800	9,086
		804 Total		7,618	9,404	1,786	18,800	9,086
		Customer Services Total		7,618	9,404	1,786	18,800	9,086
	ICT							
	##	Expenses						
		21720	Salaries - ICT	72,571	64,953	-7,618	129,900	57,329
		21721	Other Employee Costs - ICT	10,295	20,750	10,455	27,500	17,205
		21723	Office - ICT	2,376	2,550	174	5,100	2,724
		21725	Depreciation - ICT	87,409	92,502	5,093	185,000	97,591
		21727	Finance - ICT	-436,650	-436,652	-2	-873,300	-436,650
		21730	Other - ICT	0	498	498	1,000	256
		21735	ICT Expenses - ICT	155,575	132,602	-22,973	265,200	-20,181
		21749	Loss On Sale of Fixed Assets - ICT	0	4,500	4,500	9,000	9,000

Expenses Total		-108,423	-118,297	-9,874	-250,600	-272,726
802 Total		-108,423	-118,297	-9,874	-250,600	-272,726
ICT Total		-108,423	-118,297	-9,874	-250,600	-272,726
Ranger Services						
##	Expenses					
21120	Salaries - Ranger Services	189,989	194,096	4,107	388,200	198,211
21121	Other Employee Costs - Ranger Services	33,582	28,900	-4,682	53,300	16,818
21123	Office - Ranger Services	6,936	10,299	3,363	20,100	11,299
21124	Motor Vehicles - Ranger Services	18,658	38,502	19,844	77,000	58,342
21125	Depreciation - Ranger Services	17,128	16,998	-130	34,000	16,872
21127	Finance - Ranger Services	88,834	88,248	-586	176,500	87,666
21130	Other - Ranger Services	53,858	53,856	-2	76,500	15,028
21134	Professional Fees - Ranger Services	0	2,502	2,502	5,000	5,000
21135	ICT Expenses - Ranger Services	0	0	0	0	-3,337
21137	Donations - Ranger Services	1,000	1,500	500	1,500	500
21149	Loss On Sale of Fixed Assets - Ranger Services	751	0	-751	0	-751
21150	Special Projects - Ranger Services	4,824	0	-4,824	0	-11,115
Expenses Total		415,561	434,901	19,340	832,100	394,532
Revenue						
51101	Fees & Charges - Ranger Services	-21,604	-26,004	-4,400	-31,000	-9,396
51106	Contrib'n Reim & Donations Oper - Rangers Services	-17,222	0	17,222	0	17,222
51110	Sundry Income - Ranger Services	-77	-498	-421	-1,000	-923
51111	Fines & Penalties - Rangers Services	-92,145	-71,250	20,895	-148,800	-56,655
Revenue Total		-131,048	-97,752	33,296	-180,800	-49,752
803 Total		284,512	337,149	52,637	651,300	344,780
Ranger Services Total		284,512	337,149	52,637	651,300	344,780
Records						
##	Expenses					
22020	Salaries - Records	77,497	71,696	-5,801	143,400	65,903
22021	Other Employee Costs - Records	15,562	17,451	1,889	34,900	19,338
22023	Office - Records	21,474	24,050	2,576	51,300	15,775
22025	Depreciation - Records	135	150	15	300	165
22027	Finance - Records	-119,200	-119,202	-2	-238,400	-119,200
22030	Other - Records	9,633	14,000	4,367	25,000	6,737
22034	Professional Fees - Records	2,703	0	-2,703	0	-2,703
22050	Special Projects - Records	0	6,102	6,102	12,200	12,200
Expenses Total		7,803	14,247	6,444	28,700	-1,784
Revenue						
52001	Fees & Charges - Records	1,288	-750	-2,038	-1,500	-2,788
Revenue Total		1,288	-750	-2,038	-1,500	-2,788
805 Total		9,091	13,497	4,406	27,200	-4,572
Records Total		9,091	13,497	4,406	27,200	-4,572
Corporate Services Total		345,749	439,089	93,340	817,900	248,305

Finance						
General Finance						
##						
Expenses						
21420	Salaries - Finance	250,177	254,004	3,827	508,000	257,823
21421	Other Employee Costs - Finance	49,300	34,100	-15,200	68,200	18,055
21423	Office - Finance	69,232	77,156	7,924	154,300	-5,268
21424	Motor Vehicles - Finance	10,022	11,748	1,726	23,500	13,478
21425	Depreciation - Finance	4,047	4,248	201	8,500	4,453
21426	Utility - Finance	4,018	3,150	-868	3,800	-218
21427	Finance - Finance	-593,661	-588,608	5,053	-1,177,200	-593,363
21428	Insurance - Finance	4,338	6,552	2,214	13,100	8,762
21430	Other - Finance	513	999	486	2,000	603
21434	Professional Fees - Finance	28,048	41,500	13,452	77,000	34,113
21435	ICT Expenses - Finance	2,517	2,000	-517	15,000	4,475
21450	Special Projects - Finance	0	15,000	15,000	30,000	30,000
Expenses Total		-171,450	-138,151	33,299	-273,800	-227,086
Revenue						
51401	Fees & Charges - Finance	-32,906	-19,500	13,406	-27,000	5,906
51410	Sundry Income - Finance	-81,179	-20,252	60,927	-20,500	60,679
Revenue Total		-114,085	-39,752	74,333	-47,500	66,585
807 Total		-285,534	-177,903	107,631	-321,300	-160,501
General Finance Total		-285,534	-177,903	107,631	-321,300	-160,501
General Purpose						
##						
Expenses						
21627	Finance - General Purpose	893	0	-893	0	-893
21631	Interest - General Purpose	83,280	134,340	51,060	268,700	185,420
Expenses Total		84,173	134,340	50,167	268,700	184,527
Revenue						
51602	Service Charges - General Purpose	-439	0	439	0	439
51604	Grants Operating - General Purpose	-269,150	-270,750	-1,601	-541,500	-272,351
51606	Contrib'n Reim & Donations Oper - General Purpose	-47,723	-20,000	27,723	-40,000	7,723
51607	Interest - General Purpose	-471,544	-285,000	186,544	-570,000	-98,456
Revenue Total		-788,856	-575,750	213,106	-1,151,500	-362,644
808 Total		-704,683	-441,410	263,273	-882,800	-178,117
General Purpose Total		-704,683	-441,410	263,273	-882,800	-178,117
Rates						
##						
Expenses						
21920	Salaries - Rates	30,651	27,404	-3,247	54,800	24,149
21921	Other Employee Costs - Rates	0	2,448	2,448	4,900	4,900
21927	Finance - Rates	138,979	128,700	-10,279	257,400	118,421
21930	Other - Rates	22,474	21,250	-1,224	25,000	-1,140
21934	Professional Fees - Rates	1,678	0	-1,678	103,000	101,322
Expenses Total		193,783	179,802	-13,981	445,100	247,652
Revenue						

51908	Rates - Rates	-15,574,121	-15,350,198	223,923	-15,309,000	252,834
Revenue Total		-15,574,121	-15,350,198	223,923	-15,309,000	252,834
806 Total		-15,380,339	-15,170,396	209,943	-14,863,900	500,485
Rates Total		-15,380,339	-15,170,396	209,943	-14,863,900	500,485
Shared Services						
##						
Expenses						
21523	Office - Shared Services	13,273	31,248	17,975	62,500	46,159
21534	Professional Fees - Shared Services	0	25,000	25,000	40,000	40,000
21535	Finance - Shared Services 2	0	498	498	1,000	1,000
21540	Major Incident Expenses	3,529	0	-3,529	0	-7,448
Expenses Total		16,802	56,746	39,944	103,500	79,711
851 Total		16,802	56,746	39,944	103,500	79,711
Shared Services Total		16,802	56,746	39,944	103,500	79,711
Finance Total		-16,353,754	-15,732,963	620,791	-15,964,500	241,578
Corporate Services Total		-16,008,005	-15,293,874	714,131	-15,146,600	489,882
792 Total		-16,008,005	-15,293,874	714,131	-15,146,600	489,882
#						
Community Services						
Community Development						
Community Development						
##						
Expenses						
28120	Salaries - Community Development	143,925	120,198	-23,727	240,400	96,475
28121	Other Employee Costs - Community Development	13,101	13,300	199	26,600	12,917
28123	Office - Community Development	1,003	1,000	-3	1,000	-408
28125	Depreciation - Community Development	4,138	4,548	410	9,100	4,962
28127	Finance - Community Development	39,200	39,198	-2	78,400	39,200
28130	Other - Community Development	521	3,598	3,077	7,000	5,808
28137	Donations - Community Development	60,942	140,252	79,310	149,700	88,758
28151	Operational Activities - Community Development	67,015	82,306	15,291	135,800	22,532
29320	Salaries - Volunteer Services VRC	23,253	20,248	-3,005	40,500	17,247
29321	Other Employee Cost - Volunteer Services VRC	355	2,250	1,895	4,500	3,699
29323	Office - Volunteer Services VRC	1,061	2,048	987	3,600	2,053
29325	Depreciation - Volunteer Services VRC	0	102	102	200	200
29327	Finance - Volunteer Services VRC	6,750	6,750	0	13,500	6,750
29328	Insurance - Volunteer Services VRC	0	350	350	700	700
29330	Other - Volunteer Services VRC	-310	1,150	1,460	2,300	1,702
29335	ICT Expenses - Volunteer Services VRC	233	150	-83	300	67
28152	Community Visioning	663	0	-663	0	-663
Expenses Total		361,851	437,448	75,597	713,600	301,998
Revenue						
58101	Fees & Charges - Community Development	-971	0	971	0	971
58104	Grants Operating - Community Development	-15,521	-56,410	-40,889	-70,500	-54,979
58110	Sundry Income - Community Development	-2,248	-1,000	1,248	-1,000	1,248
59304	Grants Operating - Volunteer Services VRC	-21,063	-13,000	8,063	-26,000	-4,937

58105	Community Development Income	-168	-2,100	-1,932	-5,200	-5,032
Revenue Total		-39,971	-72,510	-32,539	-102,700	-62,729
815 Total		321,880	364,938	43,058	610,900	239,269
Community Development Total		321,880	364,938	43,058	610,900	239,269
Community Facilities						
##						
Expenses						
28251	Operational Activities - Community Facilities	0	0	0	0	0
Expenses Total		0	0	0	0	0
Revenue						
58201	Fees & Charges - Community Facilities	-3,549	-8,400	-4,851	-16,800	-13,251
58206	Contrib'n Reim & Donation Op -Community Facilities	-7,874	-7,752	122	-15,500	-7,626
58209	Council Property - Community Facilities	-63,987	-75,598	-11,611	-151,200	-87,213
Revenue Total		-75,410	-91,750	-16,340	-183,500	-108,090
813 Total		-75,410	-91,750	-16,340	-183,500	-108,090
Community Facilities Total		-75,410	-91,750	-16,340	-183,500	-108,090
Tresillian						
##						
Expenses						
29120	Salaries - Tresillian CC	74,550	70,998	-3,552	142,000	67,451
29121	Other Employee Costs - Tresillian CC	10,733	9,400	-1,333	18,800	8,067
29123	Office - Tresillian CC	3,312	4,847	1,536	9,700	6,389
29125	Depreciation - Tresillian CC	4,271	5,502	1,231	11,000	6,729
29126	Utility - Tresillian CC	7,595	6,850	-745	12,000	4,405
29127	Finance - Tresillian CC	34,591	37,002	2,411	74,000	39,409
29130	Other - Tresillian CC	61,705	24,249	-37,456	48,500	-13,792
29135	ICT Expenses - Tresillian CC	1,602	4,350	2,748	8,700	-3,228
29136	Courses - Tresillian CC	44,457	36,250	-8,207	72,500	16,261
29150	Exhibition	45	0	-45	0	-45
Expenses Total		242,859	199,448	-43,411	397,200	131,645
Revenue						
59101	Fees & Charges - Tresillian CC	-178,534	-104,999	73,535	-210,000	-31,466
59109	Council Property - Tresillian CC	-7,682	-11,652	-3,970	-23,300	-15,618
59110	Sundry Income - Tresillian CC	-5,817	-1,002	4,815	-2,000	3,817
Revenue Total		-192,033	-117,653	74,380	-235,300	-43,267
814 Total		50,826	81,795	30,969	161,900	88,378
Tresillian Total		50,826	81,795	30,969	161,900	88,378
Community Development Total		297,296	354,983	57,687	589,300	219,558
Community Service Centres						
Library Services						
##						
Expenses						
28523	Office - Mt Claremont Library	9,577	11,700	2,123	23,400	12,777
28525	Depreciation - Mt Claremont Library	2,758	3,000	242	6,000	3,242
28526	Utility - Mt Claremont Library	1,705	3,900	2,195	7,800	6,095
28530	Other - Mt Claremont Library	8,263	12,402	4,139	24,800	8,560
28535	ICT Expenses - Mt Claremont Library	15,644	12,156	-3,488	24,300	2,163

28720	Salaries - Library Services	289,732	267,542	-22,190	535,100	245,368
28721	Other Employee Costs - Library Services	40,966	35,148	-5,818	70,300	28,762
28723	Office - Nedlands Library	24,527	27,600	3,073	55,200	26,432
28724	Motor Vehicles - Nedlands Library	4,140	5,700	1,560	11,400	7,260
28725	Depreciation - Nedlands Library	13,762	14,502	740	29,000	15,238
28726	Utility - Nedlands Library	0	9,552	9,552	19,100	19,100
28727	Finance - Nedlands Library	170,000	170,000	0	340,000	170,000
28730	Other - Nedlands Library	29,004	46,302	17,298	92,600	38,776
28734	Professional Fees - Nedlands Library	250	650	400	1,300	300
28735	ICT Expenses - Nedlands Library	23,872	28,908	5,036	57,800	11,940
28750	Special Projects - Nedlands Library	14,292	9,498	-4,794	19,000	3,408
28731	Grants Expenditure - Nedlands Library	0	996	996	2,000	2,000
Expenses Total		648,492	659,556	11,064	1,319,100	601,421
Revenue						
58501	Fees & Charges - Mt Claremont Library	-310	-300	10	-600	-290
58510	Sundry Income - Mt Claremont Library	-36	-48	-12	-100	-64
58511	Fines & Penalties - Mt Claremont Library	-600	-252	348	-500	100
58701	Fees & Charges - Nedland Library	-2,644	-13,500	-10,856	-27,000	-24,356
58704	Grants Operating - Nedlands Library	0	-1,002	-1,002	-2,000	-2,000
58710	Sundry Income - Nedlands Library	-3,295	-5,502	-2,207	-11,000	-7,705
58711	Fines & Penalties - Nedlands Library	-2,403	-2,250	153	-4,500	-2,097
Revenue Total		-9,289	-22,854	-13,565	-45,700	-36,411
816 Total		639,202	636,702	-2,500	1,273,400	565,011
Library Services Total		639,202	636,702	-2,500	1,273,400	565,011
Nedlands Community Care						
Expenses						
28620	Salaries - NCC	164	0	-164	0	-164
28621	Other Employee Costs - NCC	12,554	0	-12,554	0	-12,554
28623	Office - NCC	1,549	0	-1,549	0	-1,549
28625	Depreciation - NCC	3,424	0	-3,424	0	-3,424
28626	Utility - NCC	1,136	0	-1,136	0	-1,136
28635	ICT Expenses - NCC	0	0	0	0	0
28664	Hacc Unit Cost - NCC	430,660	498,000	67,340	996,000	531,683
Expenses Total		449,486	498,000	48,514	996,000	512,856
Revenue						
58601	Fees & Charges - NCC	-43,490	-52,998	-9,508	-106,000	-62,510
58604	Grants Operating - NCC	-474,099	-416,148	57,951	-832,300	-358,201
58610	Sundry Income - NCC	0	-1,002	-1,002	-2,000	-2,000
68603	Grant Capital - NCC	0	0	0	0	0
Revenue Total		-517,589	-470,148	47,441	-940,300	-422,711
818 Total		-68,103	27,852	95,955	55,700	90,145
Nedlands Community Care Total		-68,103	27,852	95,955	55,700	90,145
Point Resolution Occasional Care						

##	Expenses					
28820	Salaries - Point Resolution	97,060	114,052	16,992	228,100	131,040
28821	Other Employee Costs - Point Resolution	12,468	9,752	-2,716	19,500	7,033
28823	Office - Point Resolution	2,112	3,252	1,140	6,500	755
28825	Depreciation - Point Resolution	803	798	-5	1,600	797
28826	Utility - Point Resolution	525	1,902	1,377	3,800	3,275
28827	Finance - Point Resolution	23,500	23,502	2	47,000	23,500
28830	Other - Point Resolution	27,277	13,749	-13,528	24,000	-5,008
28835	ICT Expenses - Point Resolution	0	750	750	1,500	1,500
Expenses Total		163,745	167,757	4,012	332,000	162,892
##	Revenue					
58801	Fees & Charges - Point Resolution	-126,807	-124,000	2,807	-240,000	-113,193
Revenue Total		-126,807	-124,000	2,807	-240,000	-113,193
817 Total		36,938	43,757	6,819	92,000	49,699
Point Resolution Occasional Care Total		36,938	43,757	6,819	92,000	49,699
##	Volunteer Services					
##	Expenses					
29220	Salaries - Volunteer Services NVS	16,032	13,050	-2,982	26,100	10,068
29221	Other Employee Costs - Volunteer Services NVS	943	1,798	855	3,600	2,657
29223	Office - Volunteer Services NVS	2,825	1,299	-1,526	2,700	-335
29227	Finance - Volunteer Services NVS	6,900	6,900	0	13,800	6,900
29228	Insurance - Volunteer Services NVS	0	1,900	1,900	1,900	1,900
29230	Other - Volunteer Services NVS	572	1,150	578	2,300	1,410
29235	ICT Expenses - Volunteer Services NVS	0	350	350	700	700
Expenses Total		27,272	26,447	-825	51,100	23,300
819 Total		27,272	26,447	-825	51,100	23,300
Volunteer Services Total		27,272	26,447	-825	51,100	23,300
Community Service Centres Total		635,310	734,758	99,448	1,472,200	728,154
##	Community Services Administration					
##	Expenses					
28420	Salaries - Community Services Administration	104,050	91,603	-12,447	183,200	79,150
28421	Other Employee Costs - Community Services Admin	45,626	25,746	-19,880	51,500	5,874
28423	Office - Community Services Administration	3,811	4,608	797	9,200	4,700
28424	Motor Vehicles - Community Services Administration	17,830	11,502	-6,328	23,000	5,170
28425	Depreciation - Community Services Administration	239	0	-239	0	-239
28427	Finance - Community Services Administration	69,500	69,498	-2	139,000	69,500
28430	Other - Community Services Administration	35	498	463	1,000	965
28434	Professional Fees - Community Services Admin	1,000	2,004	1,004	4,000	3,000
28435	ICT Expenses - Community Services Administration	1,134	1,248	114	7,500	-828
28437	Donations - Community Services Administration	9,443	19,404	9,961	38,800	14,870
28450	Special Projects - Community Services Admin	713	5,298	4,585	7,300	6,447
Expenses Total		253,382	231,409	-21,973	464,500	188,608

Revenue						
58420	Positive Ageing Revenue	-2,035	-1,998	37	-4,000	-1,965
58421	Safer Seniors Revenue	0	-3,300	-3,300	-3,300	-3,300
Revenue Total		-2,035	-5,298	-3,263	-7,300	-5,265
823 Total		251,347	226,111	-25,236	457,200	183,343
Community Services Administration Total		251,347	226,111	-25,236	457,200	183,343
Community Services Administration Total		251,347	226,111	-25,236	457,200	183,343
Support and Media						
Support and Media						
##						
Expenses						
28320	Salaries - Marketing & Communications	18,108	17,700	-408	35,400	17,292
28323	Office - Marketing & Communications	22,932	39,000	16,068	78,000	16,272
28325	Depreciation - Marketing & Communications	239	252	13	500	261
28330	Other - Marketing & Communications	3,768	1,500	-2,268	3,000	-3,850
28334	Professional Fees - Marketing & Communications	4,388	4,998	611	10,000	2,067
28350	Special Projects - Marketing & Communications	0	17,502	17,502	35,000	35,000
Expenses Total		49,435	80,952	31,517	161,900	67,042
822 Total		49,435	80,952	31,517	161,900	67,042
Support and Media Total		49,435	80,952	31,517	161,900	67,042
Support and Media Total		49,435	80,952	31,517	161,900	67,042
Community Services Total		1,233,388	1,396,804	163,416	2,680,600	1,198,096
793 Total		1,233,388	1,396,804	163,416	2,680,600	1,198,096
#						
Development Services						
Property						
Council Buildings						
##						
Expenses						
24120	Salaries - Council Buildings	61,094	54,152	-6,942	108,300	47,206
24121	Other Employee Costs - Council Buildings	8,740	8,098	-642	16,200	7,460
24123	Office - Council Buildings	1,529	1,500	-29	3,000	971
24124	Motor Vehicles - Council Buildings	18,076	16,500	-1,576	33,000	14,924
24125	Depreciation - Council Buildings	170,252	168,750	-1,502	337,500	167,248
24126	Utility - Council Buildings	196	0	-196	0	-196
24127	Finance - Council Buildings	16,000	16,002	2	32,000	16,000
24128	Insurance - Council Buildings	6,183	0	-6,183	0	-6,183
24130	Other - Council Buildings	2,298	3,000	702	6,000	3,293
24133	Building - Council Buildings	549,247	509,670	-39,577	1,016,400	374,909
Expenses Total		833,616	777,672	-55,944	1,552,400	625,631
Revenue						
54109	Council Property - Council Buildings	-54,242	-73,998	-19,756	-148,000	-93,758
Revenue Total		-54,242	-73,998	-19,756	-148,000	-93,758
833 Total		779,375	703,674	-75,701	1,404,400	531,872
Council Buildings Total		779,375	703,674	-75,701	1,404,400	531,872
Property Services						
##						
Expenses						
24420	Salaries - Property Services	183,147	198,499	15,352	397,000	213,853

24421	Other Employee Costs - Property Services	33,328	47,939	14,611	95,900	58,083
24423	Office - Property Services	3,103	7,247	4,144	14,500	8,516
24424	Motor Vehicles - Property Services	10,178	10,752	574	21,500	11,322
24425	Depreciation - Property Services	135	150	15	300	165
24427	Finance - Property Services	91,049	93,498	2,449	187,000	95,951
24430	Other - Property Services	1,967	1,501	-466	3,000	320
24434	Professional Fees - Property Services	62,704	52,500	-10,204	105,000	-36,680
Expenses Total		385,611	412,086	26,475	824,200	351,530
Revenue						
54401	Fees & Charges - Property Services	-288,412	-253,998	34,414	-508,000	-219,588
54410	Sundry Income - Property Services	-9,708	-7,500	2,208	-15,000	-5,292
54411	Fines & Penalties - Property Services	2,689	-4,998	-7,687	-10,000	-12,689
Revenue Total		-295,431	-266,496	28,935	-533,000	-237,569
832 Total		90,180	145,590	55,410	291,200	113,962
Property Services Total		90,180	145,590	55,410	291,200	113,962
Property Total		869,555	849,264	-20,291	1,695,600	645,834
Sustainable Nedlands						
Environmental Health						
##						
Expenses						
24720	Salaries - Environmental Health	68,818	82,952	14,134	165,900	97,082
24721	Other Employee Costs - Environmental Health	64	51	-13	100	36
24723	Office - Environmental Health	1,085	1,196	111	2,400	1,086
24725	Depreciation - Environmental Health	1,068	1,050	-18	2,100	1,032
24730	Other - Environmental Health	12,668	10,950	-1,718	21,900	1,994
24751	Operational Activities - Environmental Health	10,724	39,498	28,774	79,000	68,056
Expenses Total		94,426	135,697	41,271	271,400	169,287
Revenue						
54701	Fees & Charges - Environmental Health	-9,193	-65,000	-55,807	-65,000	-55,807
54710	Sundry Income - Environmental Health	-458	-2,502	-2,044	-5,000	-4,542
54711	Fines & Penalties - Environmental Health	0	-4,998	-4,998	-10,000	-10,000
Revenue Total		-9,651	-72,500	-62,849	-80,000	-70,349
830 Total		84,775	63,197	-21,578	191,400	98,938
Environmental Health Total		84,775	63,197	-21,578	191,400	98,938
Natural Areas						
##						
Expenses						
24223	Office - Natural Areas	0	600	600	1,200	1,200
24251	Operational Activities - Natural Areas	366,717	304,607	-62,110	501,030	9,495
Expenses Total		366,717	305,207	-61,510	502,230	10,695
Revenue						
54204	Grants Operating - Natural Areas	-86,035	-23,950	62,085	-47,900	38,135
54210	Sundry Income - Natural Areas	-4,669	-2,300	2,369	-4,600	69
Revenue Total		-90,703	-26,250	64,453	-52,500	38,203
831 Total		276,014	278,957	2,943	449,730	48,898
Natural Areas Total		276,014	278,957	2,943	449,730	48,898

Sanitation						
##	Expenses					
24520	Salaries - Sanitation	114,885	98,248	-16,637	196,500	81,615
24521	Other Employee Costs - Sanitation	5,060	2,298	-2,762	4,600	-460
24523	Office - Sanitation	5	0	-5	0	-5
24525	Depreciation - Sanitation	45,319	45,300	-19	90,600	45,281
24527	Finance - Sanitation	124,338	124,398	60	248,800	124,462
24538	Purchase of Product - Sanitation	4,647	0	-4,647	0	-5,211
24552	Residential Kerbside - Sanitation	878,208	937,248	59,040	1,874,500	462,206
24553	Residential Bulk - Sanitation	95,680	280,248	184,568	560,500	-24,818
24554	Commercial - Sanitation	45,966	47,004	1,038	94,000	-45,332
24555	Public Waste - Sanitation	40,197	48,504	8,307	97,000	-110,293
24556	Waste Strategy - Sanitation	8,828	40,248	31,420	80,500	31,860
Expenses Total		1,363,134	1,623,496	260,362	3,247,000	559,304
Revenue						
54501	Fees & Charges - Sanitation	-3,319,934	-3,006,602	313,332	-3,083,400	236,534
54510	Sundry Income - Sanitation	-33,749	-17,502	16,247	-35,000	-1,251
Revenue Total		-3,353,683	-3,024,104	329,579	-3,118,400	235,283
828 Total		-1,990,549	-1,400,608	589,941	128,600	794,587
Sanitation Total		-1,990,549	-1,400,608	589,941	128,600	794,587
Sustainability and Environment						
##	Expenses					
24620	Salaries - Sustainability & Environmental	11,699	41,350	29,651	82,700	71,001
24621	Other Employee Costs - Sustainability & Env	36,746	33,399	-3,347	66,800	27,324
24623	Office - Sustainability & Environmental	816	4,503	3,687	9,000	7,816
24624	Motor Vehicles - Sustainability & Environmental	9,577	10,500	923	21,000	11,423
24625	Depreciation - Sustainability & Environmental	2,450	1,848	-602	3,700	1,250
24627	Finance - Sustainability & Environmental	74,500	74,502	2	149,000	74,500
24630	Other - Sustainability & Environmental	2,289	42,948	40,659	85,900	78,976
24634	Professional Fees - Sustainability & Env	0	2,499	2,499	5,000	5,000
24635	ICT Expenses - Sustainability & Environmental	0	0	0	0	0
24639	Travelsmart - Sustainability & Environmental	30,013	42,648	12,636	85,300	54,675
Expenses Total		168,090	254,197	86,107	508,400	331,965
Revenue						
54601	Fees & Charges - Sustainability & Environmental	-41,078	-498	40,580	-1,000	40,078
54609	Council Property - Sustainability & Environmental	-42	0	42	0	42
54610	Sundry Income -Sustainability & Environmental	-5	-501	-496	-1,000	-995
Revenue Total		-41,125	-999	40,126	-2,000	39,125
829 Total		126,965	253,198	126,233	506,400	371,091
Sustainability and Environment Total		126,965	253,198	126,233	506,400	371,091
Sustainable Nedlands Total		-1,502,795	-805,256	697,539	1,276,130	1,313,513
Town Planning						
##	Expenses					

Expenses						
24820	Salaries - Town Planning	258,546	267,645	9,099	535,300	275,075
24821	Other Employee Costs - Town Planning	53,185	55,547	2,362	111,100	56,192
24822	Staff Recruitment - Town Planning	3,250	0	-3,250	0	-3,250
24823	Office - Town Planning	2,887	11,748	8,861	23,500	15,532
24824	Motor Vehicles - Town Planning	26,276	25,002	-1,274	50,000	23,724
24825	Depreciation - Town Planning	2,886	3,102	216	6,200	3,314
24827	Finance - Town Planning	125,485	126,846	1,361	253,700	128,215
24830	Other - Town Planning	1,277	3,000	1,723	6,000	4,406
24834	Professional Fees - Town Planning	39,249	72,504	33,255	145,000	84,743
24857	Strategic Projects - Town Planning	75,797	106,254	30,457	212,500	133,703
24861	Town Planning Scheme - Town Planning	19,538	50,010	30,472	100,000	73,189
Expenses Total		608,377	721,658	113,281	1,443,300	794,844
Revenue						
54801	Fees & Charges - Town Planning	-294,813	-262,994	31,819	-526,000	-231,187
54810	Sundry Income - Town Planning	0	-10,002	-10,002	-20,000	-20,000
Revenue Total		-294,813	-272,996	21,817	-546,000	-251,187
827 Total		313,563	448,662	135,099	897,300	543,657
Town Planning Total		313,563	448,662	135,099	897,300	543,657
Town Planning Total		313,563	448,662	135,099	897,300	543,657
Development Services Total		-319,677	492,670	812,347	3,869,030	2,503,004
794 Total		-319,677	492,670	812,347	3,869,030	2,503,004
#	Technical Services					
	Technical Services					
	Infrastructure Services					
	##					
	Expenses					
26220	Salaries - Infrastructure Services	494,544	495,001	457	990,000	493,516
26221	Other Employee Costs - Infrastructure Services	206,224	175,719	-30,505	363,100	153,986
26222	Staff Recruitment - Infrastructure Services	0	0	0	0	0
26223	Office - Infrastructure Services	20,190	32,471	12,281	62,300	38,082
26224	Motor Vehicles - Infrastructure Services	42,192	36,000	-6,192	72,000	29,808
26225	Depreciation - Infrastructure Services	11,855	29,802	17,947	59,600	47,745
26227	Finance - Infrastructure Services	-899,167	-646,400	252,767	-1,292,800	-393,633
26228	Insurance - Infrastructure Services	85,472	44,800	-40,672	89,600	4,128
26230	Other - Infrastructure Services	51,248	16,348	-34,900	64,600	10,900
26231	Interest - Infrastructure Services	272	0	-272	0	-272
26234	Professional Fees - Infrastructure Services	55,447	107,208	51,762	216,000	151,494
26235	ICT Expenses - Infrastructure Services	7,825	10,248	2,423	20,500	-4,935
26249	Loss On Sale of Fixed Assets - Infrastructure Serv	32,319	0	-32,319	0	-32,319
Expenses Total		108,420	301,197	192,777	644,900	498,500
836 Total		108,420	301,197	192,777	644,900	498,500
Infrastructure Services Total		108,420	301,197	192,777	644,900	498,500
	Plant Operating					
	##					

Expenses						
26525	Depreciation - Plant Operating	246,444	226,002	-20,442	452,000	205,557
26527	Finance - Plant Operating	-447,770	-503,900	-56,130	-1,007,800	-560,030
26532	Plant - Plant Operating	351,264	300,006	-51,258	600,000	247,390
26549	Loss On Sale of Fixed Assets - Plant Operating	97,686	15,000	-82,686	30,000	-67,686
Expenses Total		247,623	37,108	-210,515	74,200	-174,770
Revenue						
56501	Fees & Charges - Plant Operating	-7,640	-6,000	1,640	-12,000	-4,360
56515	Profit On Sale of Fixed Assets - Plant Operating	-21,051	-34,500	-13,449	-69,000	-47,949
Revenue Total		-28,691	-40,500	-11,809	-81,000	-52,309
838 Total		218,932	-3,392	-222,324	-6,800	-227,079
Plant Operating Total		218,932	-3,392	-222,324	-6,800	-227,079
Streets Roads and Depots						
##						
Expenses						
26625	Depreciation - Streets Roads & Depots	2,115,034	745,052	-1,369,982	1,490,100	-624,934
26626	Utility - Streets Roads & Depots	55,015	196,350	141,335	395,400	-36,575
26630	Other	14,493	23,499	9,006	52,300	37,606
26640	Reinstatement - Streets Roads & Depot	1,582	2,464	883	20,600	17,291
26667	Road Maintenance	357,366	215,952	-141,414	431,900	59,518
26668	Drainage Maintenance	200,084	125,202	-74,882	250,400	-2,177
26669	Footpath Maintenance	103,265	117,498	14,233	235,000	119,866
26670	Parking Signs	36,347	38,202	1,855	76,400	38,568
26671	Right of Way Maintenance - Pavement	45,999	41,550	-4,449	83,100	34,104
26672	Bus Shelter Maintenance	15,557	19,200	3,643	38,400	22,746
26673	Graffiti Control	17,093	27,150	10,057	54,300	37,207
26674	Depot	69,642	51,300	-18,342	102,600	31,530
Expenses Total		3,031,477	1,603,419	-1,428,058	3,230,500	-265,251
Revenue						
56601	Fees & Charges - Streets Roads & Depots	-41,173	-20,998	20,175	-42,000	-827
56604	Grants Operating - Streets Roads & Depots	0	0	0	-8,000	-8,000
56606	Contrib'n Reim & Don Op - Streets Roads & Depots	-32,946	-33,182	-236	-58,000	-25,054
56610	Sundry Income - Streets Roads & Depots	-417	-5,298	-4,881	-10,600	-10,183
66603	Grant Capital - Streets Roads & Depots	-519,683	0	519,683	0	519,683
Revenue Total		-594,219	-59,478	534,741	-118,600	475,619
837 Total		2,437,258	1,543,941	-893,317	3,111,900	210,368
Streets Roads and Depots Total		2,437,258	1,543,941	-893,317	3,111,900	210,368
Technical Services Total		2,764,610	1,841,746	-922,864	3,750,000	481,789
Reserves						
Parks and Ovals						
##						
Expenses						
26365	Maintenance - Parks & Ovals	1,731,122	1,817,250	86,128	3,634,500	1,658,593
26360	Depreciation - Parks & Reserves	58,357	188,202	129,845	376,400	318,043
Expenses Total		1,789,479	2,005,452	215,973	4,010,900	1,976,636
Revenue						
56306	Contrib'n Reim & Donations Op - Parks & Ovals	-15,082	-12,348	2,734	-30,900	-15,818

56309	Council Property - Parks & Ovals	-31,836	-25,796	6,040	-51,900	-22,475
56310	Sundry Income - Parks & Ovals	0	-7,349	-7,349	-9,800	-9,800
56311	Grants Capital	-6,235	0	6,235	0	6,235
Revenue Total		-53,153	-45,493	7,660	-92,600	-41,858
839 Total		1,736,326	1,959,959	223,633	3,918,300	1,934,778
Parks and Ovals Total		1,736,326	1,959,959	223,633	3,918,300	1,934,778
Reserves Total		1,736,326	1,959,959	223,633	3,918,300	1,934,778
Technical Services Total		4,500,936	3,801,705	-699,231	7,668,300	2,416,567
795 Total		4,500,936	3,801,705	-699,231	7,668,300	2,416,567
Grand Total		-9,829,877	-8,893,547	936,330	442,330	7,186,105

CITY OF NEDLANDS
NET CURRENT ASSETS
AS AT 31 DECEMBER 2010

	2010/2011 YTD 31 December 10	2010/2011 YTD 30 November 10
Current Assets		
Cash at Bank	\$1,725,236	\$2,004,654
Cash Investments	\$15,803,515	\$16,726,612
Other Financial Assets		
Debtors - Rates Receivable	\$2,893,788	\$4,330,110
Debtors - Other	\$266,642	\$327,310
Prepayments		
Stock	\$10,579	\$10,226
	\$20,699,760	\$23,398,912
Current Liabilities		
Creditors	\$1,792,797	\$2,181,909
Payroll Deductions		
Staff Provisions	\$1,112,473	\$1,223,573
Accruals and Provisions - General		
Income in Advance		
Borrowings	\$56,573	\$72,020
Other	\$1,171,882	\$1,750,929
	\$4,133,725	\$5,228,431
Net Current Assets	\$16,566,035	\$18,170,481
Less Restricted Reserves	\$3,998,582	\$3,978,919
	\$12,567,453	\$14,191,562

CAPITAL WORKS 2010/2011

AS AT 31 DECEMBER 2010


			Year to Date Actual	Year to Date Budget	Committed Balance	Annual Budget	Balance Available
2	Footpath Rehabilitation		76,245	299,502	25,085	599,223	497,894
	2003	Alfred Road	0	0	0	0	0
	2225	Stephenson Avenue	0	0	0	0	0
	2558	Bus Shelters	218	0	0	0	(218)
	2006	Stubbs Terrace	320	47,484	0	95,000	94,680
	2025	Verdun Street	0	37,488	0	75,000	75,000
	2028	Dalkeith Road	0	25,992	0	52,000	52,000
	2037	Elizabeth Street	6,788	51,480	3,874	103,000	92,337
	2040	Webster Street	0	8,658	0	17,323	17,323
	2200	John XXII Avenue	0	38,436	0	76,900	76,900
	2334	Oleria Lane	68,918	89,964	21,210	180,000	89,872
3	Road Rehabilitation		479,941	959,214	237,547	1,919,200	1,201,712
	2003	Alfred Road	0	0	0	0	0
	2045	Wavell Road	0	0	18,802	0	(18,802)
	2053	Curlew Road	(552)	0	0	0	552
	2131	Sherwood Road	1,252	0	0	0	(1,252)
	2145	Zamia Road	49,956	45,330	0	90,700	40,744
	2182	The Esplanade	0	0	0	0	0
	2189	Adams Road	0	109,956	0	220,000	220,000
	2028	Dalkeith Road	0	64,326	0	128,700	128,700
	2024	Carrington Street	144,198	119,850	8,187	239,800	87,415
	2036	Gallop Road	0	121,404	67,412	242,900	175,488
	2042	Stanley Street	232,340	229,608	56,293	459,400	170,767
	2043	Carroll Street	0	48,330	0	96,700	96,700
	2162	Wattle Avenue	0	43,482	23,930	87,000	63,070
	2166	Hooley Street	52,745	38,982	377	78,000	24,877
	2191	Bishop Road	0	41,286	0	82,600	82,600
	2195	Circle Circle South	0	96,660	62,547	193,400	130,853
4	Drainage Rehabilitation		189,944	104,958	26,782	210,000	(6,725)
	9000	City Wide	189,944	104,958	26,782	210,000	(6,725)
5	Street Furniture		0	59,976	75,378	120,000	44,622
	9000	City Wide	0	59,976	75,378	120,000	44,622
6	Grant Funded Projects		90,578	823,824	597,460	1,648,300	960,262
	2003	Alfred Road	5,681	37,488	55,585	75,000	13,734
	2010	Broadway	4,993	101,958	0	204,000	199,007
	2225	Stephenson Avenue	9,663	196,872	263,514	393,900	120,723
	2028	Dalkeith Road	33,904	19,992	0	40,000	6,096
	2001	Railway Road	0	49,482	0	99,000	99,000
	2018	Underwood Avenue	3,162	320,574	263,327	641,400	374,911
	2030	Beatrice Road	33,175	41,982	12,834	84,000	37,991
	2179	Lemnos Street	0	43,482	2,200	87,000	84,800
	2198	Hamden Road	0	11,994	0	24,000	24,000
9	Road Resurfacing		0	0	0	0	0
	2087	Vix Street	0	0	0	0	0

			Year to Date Actual	Year to Date Budget	Committed Balance	Annual Budget	Balance Available
10	<i>Road Improvement</i>		92,429	169,440	2,601	339,000	243,970
	2023	Bruce Street	65,139	12,498	0	25,000	(40,139)
	2049	Asquith Street	0	3,498	0	7,000	7,000
	2175	Swanbourne	1,851	24,990	0	50,000	48,149
	9000	City Wide	0	14,994	0	30,000	30,000
	2189	Adams Road	11,052	0	403	0	(11,455)
	2037	Elizabeth Street	7,367	23,490	0	47,000	39,633
	2001	Railway Road	7,021	77,472	2,198	155,000	145,781
	2095	Hardy Road	0	12,498	0	25,000	25,000
11	<i>Building Construction</i>		272,363	708,024	56,637	1,416,577	1,087,576
	4001	Allen Park Lower Pavilion	6,209	24,990	0	50,000	43,791
	4002	Dalkeith Hall	0	6,996	0	14,000	14,000
	4003	Council Depot	21,419	22,494	0	45,000	23,581
	4004	Drabble House	360	37,488	2,727	75,000	71,913
	4006	Hackett Playcentre	0	4,500	0	9,000	9,000
	4007	JC Smith Pavilion	42,962	40,086	19,719	80,200	17,519
	4008	Nedlands Library	(533)	7,698	17,892	15,400	(1,959)
	4009	PROCC	7,920	6,450	4,545	12,900	434
	4010	NCC	27,739	10,998	0	22,000	(5,739)
	4012	Mt Claremont Community Centre	0	26,988	0	54,000	54,000
	4016	67 Stirling Highway (Maisonettes)	18,054	129,948	0	260,000	241,946
	4018	Tressilian	9,263	104,934	0	209,949	200,686
	4020	71 Stirling Highway (Administration)	2,427	31,488	6,390	63,000	54,183
	4022	Public Facilities (Public Toilets)	0	24,990	0	50,000	50,000
	4046	Community Buildings	26,551	27,492	0	55,000	28,449
	4047	Nedlands Yatch Club	59,439	0	0	0	(59,439)
	4101	Melvista Reserve	12,128	6,060	0	12,128	0
	4108	Mt Claremont Oval	37,659	187,428	5,364	375,000	331,977
	4164	College Park Family Centre	766	6,996	0	14,000	13,234
12	<i>Off Street Parking</i>		55,581	19,992	0	40,000	(15,581)
	4003	Council Depot	55,581	19,992	0	40,000	(15,581)
14	<i>Parks & Reserves Construction</i>		503,914	584,700	7,244	1,169,860	658,702
	2132	Beecham Road	0	188,424	5,273	377,000	371,727
	4012	Mt Claremont Community Centre	7,170	0	0	0	(7,170)
	4052	Allen Park	0	0	0	0	0
	4062	Blain Park	17,554	21,492	0	43,000	25,446
	4072	College Park	11,415	7,944	0	15,900	4,485
	4079	David Cruickshank Reserve	23,944	16,344	1,000	32,700	7,756
	4085	Genesta Park	0	16,344	0	32,700	32,700
	4091	Highview Park	244,277	157,020	286	314,160	69,596
	4092	Hollywood Tennis Court Reserve	0	0	0	0	0
	4093	Mt Claremont	83,392	44,232	0	88,500	5,108
	4109	Nardina Crescent Reserve	0	0	0	0	0
	4111	Nedlands Library Surrounds	8,597	27,840	685	55,700	46,418
	4112	Nedlands Park	46,481	24,990	0	50,000	3,519
	4118	Peace Memorial Rose Garden	20,333	13,746	0	27,500	7,167
	4130	St Peters Square Gardens	13,025	0	0	0	(13,025)
	4137	Swanbourne Beach Reserve	16,410	16,344	0	32,700	16,290
	4169	River Wall Maintenance	11,316	49,980	0	100,000	88,684

			Year to Date Actual	Year to Date Budget	Committed Balance	Annual Budget	Balance Available
15	<i>Plant & Equipment</i>		369,477	289,884	0	580,000	210,523
	7500	Engineering Services	210,877	178,926	0	358,000	147,123
	7501	Town Planning	65,879	17,496	0	35,000	(30,879)
	7502	Property Services	60,346	0	0	0	(60,346)
	7503	Corporate Services	0	0	0	0	0
	7505	Rangers	0	59,976	0	120,000	120,000
	4250	Development Services	0	33,486	0	67,000	67,000
	7508	Finance	32,375	0	0	0	(32,375)
16	<i>ICT Capital Projects</i>		61,964	47,496	2,479	95,000	30,556
	6031	IT Project 1	0	7,500	0	15,000	15,000
	6032	IT Project 2	8,301	4,998	1,979	10,000	(280)
	6033	IT Project 3	3,878	2,502	0	5,000	1,122
	6034	IT Project 4	1,388	1,500	500	3,000	1,112
	6035	IT Project 5	47,444	24,996	0	50,000	2,555
	6036	IT Project 6	953	6,000	0	12,000	11,047
17	<i>Greenway Development</i>		2,428	63,474	11,268	127,000	113,304
	4052	Allen Park	0	6,996	9,750	14,000	4,250
	4154	Hollywood Reserve	0	18,990	0	38,000	38,000
	2205	Montgomery Ave	2,428	37,488	1,518	75,000	71,054
18	<i>Furniture & Fixture</i>		20,992	13,494	(977)	27,000	6,985
	4008	Nedlands Library	0	4,998	0	10,000	10,000
	4020	Administration Building	8,675	0	0	0	(8,675)
	7502	Property Services	3,293	3,498	0	7,000	3,707
	7503	Corporate Services	0	0	0	0	0
	7504	Nedlands Community Care	9,024	4,998	(977)	10,000	1,953
TOTAL CAPITAL WORKS			2,215,856	4,143,978	1,041,505	8,291,160	5,033,799

CP06.11	<i>Investment Report – December 2010</i>
----------------	---

Committee	8 February 2011
Council	22 February 2011

Applicant	City of Nedlands
Owner	City of Nedlands
Officer	Rajah Senathirajah – Manager Finance
Director	Michael Cole – Director Corporate Service
Director Signature	
File ref:	Fin/072-16
Previous Item No's	Nil
Disclosure of Interest	No officer involved in the preparation of this report had any interest which required it to be declared in accordance with the provisions of the Local Government Act (1995).

Purpose

In accordance with the Council’s investment Policy, Administration is required to present a summary of investments to Council on a monthly basis.

Recommendation to Committee

Council receives the Investment Report for the period ended 31 December 2010.

Strategic Plan

KFA5: Governance

5.1 – Manage the City’s resources in a sustainable and responsible manner.

This report is in accordance with the Council’s Investment Policy and demonstrates the investment of City’s surplus cash in a sustainable and responsible manner.

Background

Council’s Investment Policy requires a summary of investments to be presented to Council on a monthly basis.

Proposal Detail

Not applicable.

Consultation

Required by legislation: Yes No
 Required by City of Nedlands policy: Yes No

Legislation

Not applicable.

Budget/Financial Implications

Investment income will be reviewed against progressive budget throughout the year.

Risk Management

The Investment Policy of the City, which is reviewed each year by the Audit and Risk Committee of Council, is structured so as to minimise any risks associated with the City’s cash investments. The officers adhere to this Policy, and continuously monitor market conditions to ensure that the City obtains attractive yields without compromising on risk management.

Discussion

The Investment Summary shows that as at 31 December 2010 the City held the following funds in investments:

Municipal Funds	\$ 11,804,933
Reserve Funds	\$ 3,896,916
Other Restricted Funds	\$ 101,666
Total	<u>\$ 15,803,515</u>

The Investment Portfolio comprises Investments in the following institutions:

Financial Institution	Funds Invested	Interest Rate	Proportion of Portfolio
NAB	\$ 3,454,953	5.16% - 6.19%	21.86%
Suncorp	\$ 1,233,166	5.80% - 6.25%	7.80%
St George	\$ 1,975,657	5.75% - 5.91%	12.50%
Citibank	\$ 1,064,851	5.90%	6.74%
Westpac	\$ 4,452,493	6.00% - 6.53%	28.17%
ANZ	\$ 231,448	5.18%	1.46%
AMP	\$ 290,900	5.25 %	1.84%
CBA	\$ 2,075,325	4.80% - 6.00%	13.13%
BankWest	\$ 1,024,721	5.85%	6.48 %
Total	\$ 15,803,515		100.00%

The Council's Audit and Risk Committee, in reviewing the City's Investment Portfolio, agreed to expand the number of financial institutions and utilise the Government Guarantee for deposits up to \$1 million for institutions other than NAB, CBA, ANZ and Westpac. For NAB, CBA, ANZ and Westpac these investments may exceed \$1 million, and be invested at the non-guarantee interest rate.

Conclusion

The Investment Report is presented to Council.

Attachments

1. Investment Report for the period ended 31 December 2010

**INVESTMENTS REPORT
FOR THE PERIOD ENDED 31 DECEMBER 2010**


No.	Particulars	Current Interest Rate	Invest. Date	Maturity Date	Investment Period Days	NAB	Suncorp	St George	Citibank	Westpac	ANZ	AMP	CBA	BANKWEST	Total	YTD Accum. Interest	General Ledger as at 31 DEC
						\$	\$	\$	\$	\$	\$	\$	\$	\$	\$		
RESTRICTED INVESTMENTS																	
4	Trust - Adelma	6.47%	28-Sep-10	28-Mar-11	181					\$101,666.24					\$101,666.24	\$3,088.98	\$101,666.24
TOTAL TRUST INVESTMENTS						\$0.00	\$0.00	\$0.00	\$0.00	\$101,666.24	\$0.00	\$0.00	\$0.00	\$0.00	\$101,666.24	\$3,088.98	\$101,666.24
RESERVE INVESTMENTS																	
10	Resv - City Dev - Western Zone	6.25%	23-Aug-10	22-Feb-11	183		\$368,587.12								\$368,587.12	\$11,147.22	\$368,587.12
16	Resv - Serv General	5.25%	29-Mar-10	Oncall								\$275,411.64			\$275,411.64	\$7,193.92	\$275,411.64
26	North Street Reserve No 1	5.91%	8-Nov-10	8-Mar-11	120			\$666,004.60							\$666,004.60	\$20,255.30	\$666,004.60
41	Swanbourne Reserve	6.30%	30-Dec-10	30-Jun-11	182	\$97,365.62									\$97,365.62	\$2,716.61	\$97,365.62
42	City Building Reserve	6.25%	23-Aug-10	22-Feb-11	183		\$692,526.22								\$692,526.22	\$21,298.86	\$692,526.22
52	Plant Replacement Reserve	5.75%	28-Sep-10	4-Jan-11	98			\$201,613.85							\$201,613.85	\$5,348.87	\$201,613.85
53	City Development Reserve	5.75%	28-Sep-10	4-Jan-11	98			\$1,060,578.06							\$1,060,578.06	\$28,633.48	\$1,060,578.06
55	Insurance Reserve	5.75%	28-Sep-10	4-Jan-11	98			\$47,460.31							\$47,460.31	\$1,281.20	\$47,460.31
57	Welfare NCC Reserve	6.29%	24-Dec-10	24-Jun-11	182	\$127,968.24									\$127,968.24	\$3,764.49	\$127,968.24
58	Waste Management	6.29%	24-Dec-10	24-Jun-11	182	\$127,952.07									\$127,952.07	\$3,765.92	\$127,952.07
60	Welfare	5.18%	27-Sep-10	27-Jan-11	122						\$231,448.15				\$231,448.15	\$5,918.52	\$231,448.15
TOTAL RESERVE INVESTMENTS						\$353,285.94	\$1,061,113.35	\$1,975,656.83	\$0.00	\$0.00	\$231,448.15	\$275,411.64	\$0.00	\$0.00	\$3,896,915.90	\$111,324.40	\$3,896,915.88
MUNICIPAL INVESTMENTS																	
42a	Municipal Investment #42a - Suncorp	5.80%	23-Oct-10	24-Jan-11	93		\$172,052.94								\$172,052.94	\$5,074.97	\$172,052.94
44	Municipal Investment #44 - Citibank	5.90%	5-Nov-10	7-Mar-11	122				\$1,064,851.43						\$1,064,851.43	\$29,115.83	\$1,064,851.43
48	Municipal Investment #48 - Westpac	6.00%	30-Aug-10	28-Feb-11	182					\$1,073,869.33					\$1,073,869.33	\$31,197.54	\$1,073,869.33
50	Municipal Investment #50 - NAB	5.16%	21-Dec-10	21-Jan-11	31	\$533,496.10									\$533,496.10	\$14,173.42	\$533,496.10
61	Municipal Investment #61 - AMP	5.25%	17-Mar-10	On-Call								\$15,488.16			\$15,488.16	\$406.72	\$15,488.16
62	Municipal Investment #62 - CBA	4.80%	23-Nov-09	On-call									\$33,202.38		\$33,202.38	\$225.30	\$33,202.38
65	Municipal Investment #65 - Westpac	6.33%	20-Sep-10	21-Mar-11	182					\$1,027,349.83					\$1,027,349.83	\$27,349.83	\$1,027,349.83
66	Municipal Investment #66 - Bankwest	5.85%	28-Sep-10	4-Jan-11	98								\$1,024,721.39		\$1,024,721.39	\$24,725.51	\$1,024,721.39
67	Municipal Investment #67 - Westpac	6.06%	8-Nov-10	7-Feb-11	91					\$1,228,094.55					\$1,228,094.55	\$28,094.55	\$1,228,094.55
68	Municipal Investment #68 - CBA	6.00%	17-Nov-10	17-Jun-11	212							\$1,021,196.16			\$1,021,196.16	\$21,196.15	\$1,021,196.16
69	Municipal Investment #69 - NAB	5.76%	3-Nov-10	1-Feb-11	90	\$1,022,913.30									\$1,022,913.30	\$22,913.30	\$1,022,913.30
70	Municipal Investment #70 - NAB	5.18%	17-Dec-10	16-Jan-11	30	\$0.00									\$0.00	\$32,572.61	\$0.00
71	Municipal Investment #71 - CBA	5.70%	19-Aug-10	20-Jan-11	154								\$1,020,926.03		\$1,020,926.03	\$20,926.03	\$1,020,926.03
72	Municipal Investment #72 - Westpac	6.53%	17-Nov-10	16-May-11	180					\$510,844.64					\$510,844.64	\$10,844.64	\$510,844.64
73	Municipal Investment #73 - Westpac	6.47%	28-Sep-10	28-Mar-11	181					\$510,668.38					\$510,668.38	\$10,668.38	\$510,668.38
74	Municipal Investment #74 - NAB	5.59%	24-Nov-10	23-Jan-11	60	\$509,277.86									\$509,277.86	\$9,277.85	\$509,277.86
75	Municipal Investment #75 - NAB	6.19%	17-Nov-10	17-May-11	181	\$1,035,979.99									\$1,035,979.99	\$7,673.14	\$1,035,979.99
TOTAL						\$3,454,953.19	\$1,233,166.29	\$1,975,656.83	\$1,064,851.43	\$4,452,492.98	\$0.00	\$15,488.16	\$2,075,324.56	\$1,024,721.39	\$15,803,514.61	\$418,266.95	\$15,803,514.59

Current Proportion of Portfolio

21.86%	7.80%	12.50%	6.74%	28.17%	1.46%	1.84%	13.13%	6.48%
--------	-------	--------	-------	--------	-------	-------	--------	-------

CP07.11	List of Accounts Paid - December 2010
----------------	--

Committee	8 February 2011
Council	22 February 2011

Applicant	City of Nedlands
Owner	City of Nedlands
Officer	Rajah Senathirajah – Manager Finance
Director	Michael Cole – Director Corporate Service
Director Signature	
File ref:	Fin/072-16
Previous Item No's	Nil
Disclosure of Interest	No officer involved in the preparation of this report had any interest which required it to be declared in accordance with the provisions of the Local Government Act (1995).

Purpose

In accordance of Regulation 13 of the Local Government (Financial Management) Regulations 1996 Administration is required to present the List of Accounts Paid for the month to Council.

Recommendation to Committee

Council receives the List of Accounts Paid for the month of December 2010.

Strategic Plan

KFA 5: Governance

5.6 - Ensure compliance with statutory requirements and guidelines.

This report will ensure the City meets its statutory requirements.

Background

Regulation 13 of the Local Government (Financial Management) Regulations 1996 requires a list of accounts paid to be prepared each month showing each account paid since the last list was prepared:

- a) the payee's name;
- b) the amount of the payment;
- c) the date of the payment; and
- d) sufficient information to identify the transaction.

The list is to be presented to the Council at the next ordinary meeting of the Council after the list is prepared and recorded in the Minutes of that meeting.

Proposal Detail

Not applicable.

Consultation

Required by legislation: Yes No
 Required by City of Nedlands policy: Yes No

Legislation

This report meets the requirements of Regulation 13 of the Local Government (Financial Management) Regulations 1996.

Budget/Financial Implications

Not applicable.

Risk Management

The Accounts Payable procedures ensure that no fraudulent payments are made by the City, and these procedures are strictly adhered to by the officers. These include the final vetting of approved invoices by the Finance Manager and the Director of Corporate Services (or designated alternative officers).

Discussion

The list of accounts for December 2010 has been prepared in accordance with Regulation 13 of the Local Government (Financial Management) Regulations 1996 and is now presented to Council.

Conclusion

The list of accounts paid for the month of December 2010 complies with the relevant legislation and can be received by Council.

Attachments

1. List of Accounts Paid – December 2010



CITY OF NEDLANDS

All Payments 1/12/2010 to 31/12/2010

Database: LIVE

Page: 1

Chq/Ref	Pavee	Date	Amount	Tran	Description	Amount
NAB - Municipal Account						
CHEQUE						
55152	ALINTA GAS	07/12/2010	-68.80	INV	GAS CHARGES 31/8-23/11/10 ADMIN COTTAGE	44.00
				INV	GAS CHARGES 31/8-23/11/10 ADMIN	24.80
55153	ARROW PRESSURE WASH	07/12/2010	-4,079.39	INV	REMOVE OLD & INSTALL/PLUMB NEW PUMP	4,079.39
55154	AUSTRALIA POST	07/12/2010	-201.90	INV	11/10 COUNTER B/PAY & C/CARD TRANS FEE	201.90
55155	BARRIE'S DRIVING ACADEMY	07/12/2010	-88.00	INV	DRIVING ASSESSMENT TIMONTHY BUSSEMBAKER	88.00
55156	BIODIVERSAFETY PTY LTD	07/12/2010	-39,373.40	INV	WEED CONTROL MTC VELDT	2,766.50
				INV	WEED CONTROL NEDLANDS BUSHLAND RESERVES	15,324.10
				INV	WEED CONTROL NEDLANDS BUSHLAND RESERVES	13,297.90
				INV	WEED CONTROL HOLLYWOOD RESERVE	7,984.90
55157	WENDY BROWN	07/12/2010	-250.00	INV	REPORT ON BENCHMARKING PROJ SEP 10 QTR	250.00
55158	CHOICE	07/12/2010	-344.00	INV	ID 491969 & 491970 1YR SUBSCRIPTION-CHOICE	344.00
55159	CITY OF NEDLANDS PETTY CASH	07/12/2010	-303.20	INV	RECOUP PETTY CASH W/E 26/11/10 NCC	303.20
55160	COOPER STANDARD AUTOMOTIVE PTY LTD	07/12/2010	-201.63	INV	2X VALVE ASSEMBLY SPARES	201.63
55161	DAWSON'S GARDEN WORLD	07/12/2010	-111.50	INV	PURCHASE OF VARIOUS PLANTS	111.50
55162	MS H J DEAN	07/12/2010	-1,470.00	INV	TUTOR FEES TERM 4 2010	1,470.00
55163	EFFICIENT PRINT	07/12/2010	-425.00	INV	PRINT-20BK A4 POOL INSPECTION REPORTS	425.00
55164	GLOBE AUSTRALIA PTY LTD	07/12/2010	-13,271.50	INV	115X SCOTTS SPORTSMaster HI K 20KG	5,034.70
				INV	17.100X 10L CJAVE JAVELIN BRDLEAF WEED CNTRL	3,912.48
				INV	17.190X CJAVE10 JAVELIN 10L BRDLEAF WEED CNTRL	3,933.07
				INV	1.710X CJAVE10 JAVELIN 10L BRDLEAF WEED CNTRL	391.25
55165	IAN HAMILTON	07/12/2010	-99.00	INV	REIMBURSE INTERNET 7/11-6/12/10	99.00
55166	COUNCILLOR B G HODSDON	07/12/2010	-727.50	INV	COUNCILLORS ALLOWANCE DEC 2010	727.50
55167	HONMAZ	07/12/2010	-117.70	INV	2EA OIL & AIR FILTERS	117.70
55168	MACMILLAN DISTRIBUTION SERVICES P/L	07/12/2010	-224.99	INV	MAC PLANTS & ANIMALS DIGITAL ENCYCLOPEDIA	224.99
55169	CAROLINE MARINOVICH	07/12/2010	-608.00	INV	TERM 4 2010 TUTOR FEES	608.00



CITY OF NEDLANDS

All Payments 1/12/2010 to 31/12/2010

Database: LIVE

Page: 2

Chq/Ref	Pavee	Date	Amount	Tran	Description	Amount
55170	MARTINEAUS PATISSERIE	07/12/2010	-464.50	INV	CATERING-19/10/10 MTC C/CNTR	464.50
55171	NAPOLEON STREET NEWSAGENCY	07/12/2010	-824.12	INV	MTC LIBRARY MAGAZINES-OCT 10	178.53
				INV	NEDLANDS LIBRARY MAGAZINES-OCT 10	645.59
55172	PINE TIMBER PRODUCTS PTY LTD	07/12/2010	-330.00	INV	3 SHEETS MARINE PLY 9MM	330.00
55173	CHARLES & VERONICA SOTO	07/12/2010	-300.00	INV	CATERING-BRIAN SIMMONDS AUCTION	300.00
55174	SOUNDPACK SOLUTIONS	07/12/2010	-104.50	INV	CD CASES	104.50
55175	SPEARWOOD DRAINAGE CO	07/12/2010	-27,039.64	INV	STANLEY DRAINAGE WORKS	27,039.64
55176	STATE LAW PUBLISHER	07/12/2010	-1,010.00	INV	2011 SUBSCRIPTION GOVERNMENT GAZETTE	1,010.00
55177	J R STEWART	07/12/2010	-173.37	INV	10/10 COMMISSION-LAWLER PK TENNIS BOOKINGS	173.37
55178	SWANBOURNE HARDWARE	07/12/2010	-28.00	INV	WIRE AND CUTTERS FOR FENCE REPAIRS	28.00
55179	SYNERGY	07/12/2010	-490.60	INV	ELECTRICITY 15/10-15/11/10 FORESHORE 3	490.60
55180	TELSTRA CORPORATION LTD	07/12/2010	-8,693.33	INV	TO 9/12/10 DATA CHG-INTERNET ACCESS SVCE	8,693.33
55181	B TYSON	07/12/2010	-727.50	INV	COUNCILLORS ALLOWANCE DEC 2010	727.50
55182	W A LIMESTONE CO	07/12/2010	-419.80	INV	26.140 TONNE LAWN SAND	419.80
55183	MR A KOVIDIS	07/12/2010	-1,500.00	RFND	12 CARRINGTON ST - FOOTPATH REFUND	1,500.00
55184	MRS J E BISSCHOPS	07/12/2010	-1,500.00	RFND	5 BAIRD AVE - FOOTPATH REFUND	1,500.00
55185	C R DA SILVA	07/12/2010	-1,500.00	RFND	53 LEURA ST - FOOTPATH REFUND	1,500.00
55186	THE OWNERS OF MARITA APARTMENTS STR	07/12/2010	-1,500.00	RFND	10/4 TAYLOR RD - FOOTPATH REFUND	1,500.00
55187	KATRINE INVESTMENTS	07/12/2010	-1,500.00	RFND	13 NEVILLE ROAD - FOOTPATH REFUND	1,500.00
55188	MRS M N STAGOLL	07/12/2010	-1,500.00	RFND	34 WAPOLE ST - FOOTPATH REFUND	1,500.00
55189	BLUE STONE POOLS	07/12/2010	-1,500.00	RFND	5 CIRCE CIRCLE - FOOTPATH REFUND	1,500.00
55190	WENHAM HOLDINGS PTY LTD T/AS WENHAM	07/12/2010	-1,500.00	RFND	41 MARITA RD - FOOTPATH REFUND	1,500.00
55191	MR F RICHARDSON	07/12/2010	-1,500.00	RFND	4 LANDON WAY - FOOTPATH REFUND	1,500.00
55192	WESTERN METROPOLITAN REGIONAL COUNC	07/12/2010	-1,500.00	RFND	60 LEMNOS ST - FOOTPATH REFUND	1,500.00
55193	FRIEDA SUZANNA ADAMINI 24 MERRANG C	07/12/2010	-53.70	INV	WA POLICE NPC APPLICATION-F ADAMINI-REIMBURSE	53.70
55194	MARILYN WHITESIDE PO BOX 2231	07/12/2010	-143.00	INV	REIMBURSE VOL EXP	143.00



CITY OF NEDLANDS

All Payments 1/12/2010 to 31/12/2010

Database: LIVE

Page: 3

Chq/Ref	Pavee	Date	Amount	Tran	Description	Amount
55195	DA & LE ROBINSON 13 COLLEGE ROAD	07/12/2010	-107.25	INV	REIMBURSE VOL EXP	107.25
55196	CHRISTINE MCGILLVRAY 51 MCCABE STRE	07/12/2010	-53.70	INV	REIMBURSE-WA POLICE NPC APPLICATION	53.70
55197	ANTHONY MANLEY 28 WILLIAMSON ROAD	07/12/2010	-53.70	INV	REIMBURSE-WA POLICE NPC APPLICATION	53.70
55198	SHENTON PARK SETTLEMENTS TRUST ACCO	07/12/2010	-2,180.84			
55199	PATRICIA VERONICA HALL 5 ARENGA COU	07/12/2010	-53.70	INV	REIMBURSE-WA POLICE NPC APPLICATION	53.70
55200	KATE WHITE 59 KINGSWAY	07/12/2010	-250.00	INV	2010/2011 COMMUNITY GRANT	250.00
55201	A FLINTOFF	07/12/2010	-1,500.00	RFND	53 GOLDSMITH RD - FOOTPATH REFUND	1,500.00
55202	MR H M MCCAFFREY	07/12/2010	-1,500.00	RFND	24 SUTCLIFFE ST - FOOTPATH REFUND	1,500.00
55203	MR M JONES	07/12/2010	-1,500.00	RFND	78 PHILIP ROAD - FOOTPATH REFUND	1,500.00
55204	A MOROZ	07/12/2010	-1,500.00	RFND	5 TYRELL ST - FOOTPATH REFUND	1,500.00
55205	J D ROCK	07/12/2010	-1,500.00	RFND	5 STRICKLAND ST - FOOTPATH REFUND	1,500.00
55206	R J DOHMEN CONSTRUCTIONS	07/12/2010	-1,500.00	RFND	99 ALDERBURY ST - FOOTPATH REFUND	1,500.00
55207	CITY OF NEDLANDS PETTY CASH	10/12/2010	-407.35	INV	RECOUP PETTY CASH W/E 10/12/10 ADMIN	407.35
55208	CITY OF NEDLANDS PETTY CASH	15/12/2010	-1,198.35	INV	RECOUP PETTY CASH W/E 17/12/10 ADMIN	473.90
				INV	RECOUP PETTY CASH W/E 10/12/10 N/LIB	346.55
				INV	RECOUP PETTY CASH W/E 10/12/10 NCC	377.90
55209	PARTY TOWN	15/12/2010	-836.00	INV	DECORATIONS - STAFF CHRISTMAS PARTY	836.00
55210	CITY OF NEDLANDS PETTY CASH	15/12/2010	-372.00	INV	RECOUP PETTY CASH W/E 17/12/10 TRESILLIAN	372.00
55211	SUBWAY SUBIACO	16/12/2010	-265.00	INV	CATERING-T/SVCES CHRISTMAS FUNCTION	265.00
55212	ALINTA GAS	17/12/2010	-536.40	INV	GAS CHARGES 16/8-9/11/10 MTC C/CNTR	364.55
				INV	GAS CHARGES 31/8-23/11/10 MAISONETTES	13.80
				INV	GAS CHARGES 8/9-2/12/10 JC SMITH PAV	48.25
				INV	GAS CHARGES 8/9-2/12/10 TRESILLIAN	96.50
				INV	GAS CHARGES 9/9-3/12/10 DRABBLE HSE	13.30
55213	AUSTRALIA POST	17/12/2010	-109.36	INV	NOV 2010 REPLY PAID LETTERS	109.36
55214	ERIC CALABRESE	17/12/2010	-1,007.00	INV	GARDENING SVCES NOV 2010	190.00
				INV	GARDENING SVCES NOV 2010	190.00
				INV	GARDENING SVCES NOV 2010	228.00



CITY OF NEDLANDS

All Payments 1/12/2010 to 31/12/2010

Database: LIVE

Page: 4

<u>Chq/Ref</u>	<u>Pavee</u>	<u>Date</u>	<u>Amount</u>	<u>Tran</u>	<u>Description</u>	<u>Amount</u>
				INV	GARDENING SVCES NOV 2010	171.00
				INV	GARDENING SVCES NOV 2010	152.00
				INV	GARDENING SVCES NOV 2010	76.00
55215	HEATHER CAMPBELL	17/12/2010	-1,040.30	INV	ORAL HISTORY INTERVIEW FRANK MCGRATH	1,040.30
55216	CAPITAL FINANCE AUSTRALIA LTD	17/12/2010	-9,130.00	INV	MULTISCREEN CHANNEL COMM SYSTEM/701257	9,130.00
55217	CARPET FORCE (COMMERCIAL) PTY LTD	17/12/2010	-12,029.00	INV	SUP/INSTALL CARPET TILES-ADMIN	12,029.00
55218	CASTLE COTTON SUPPLIES	17/12/2010	-170.50	INV	TOWELLING 2X 25KG BAGS	170.50
55219	CHARLES SERVICE COMPANY	17/12/2010	-11,668.72	INV	NOV/2010 CLEANING SERVICES	11,668.72
55220	CITY OF FREMANTLE	17/12/2010	-12.10	INV	PAYMENT-LOST ITEM-"MAVIS BEACON TEACHES TYPING"	12.10
55221	CITY OF NEDLANDS SOCIAL CLUB	17/12/2010	-208.00	INV	PAYROLL DEDUCTION	208.00
55222	CITY OF STIRLING	17/12/2010	-2,812.50	INV	1078X DELIVERED MEAL SUBSIDIES OCT 10	2,156.00
				INV	101X DELIVERED MEALS FOR DRC OCT 10	656.50
55223	CLAREMONT PARTY HIRE	17/12/2010	-325.00	INV	EQUIPMENT HIRE-CHRISTMAS M/TEA	325.00
55224	CONSTRUCTION TRAINING FUND	17/12/2010	-19,320.30	INV	NOV 2010 RECONCILIATION & RETURN	19,320.30
55225	CROMMELINS AUSTRALIA	17/12/2010	-1,100.00	INV	BAL - 2X RAMMER (333X250) 2.4HP EH09-3D SUBARU	1,100.00
55226	FINES ENFORCEMENT REGISTRY	17/12/2010	-1,978.00	INV	LODGEMENT OF UNPAID INFRINGEMENTS	1,978.00
55227	FORESHORE REHABILITATION & LANDSCAP	17/12/2010	-979.00	INV	RPL STAR PICKETS WITH PINE LOGS	979.00
55228	HENDER LEE ELECTRICAL	17/12/2010	-6,830.12	INV	UPGRADE-SPORTS LIGHTING-HIGHVIEW PK	6,830.12
55229	KMART INNALOO	17/12/2010	-125.50	INV	MATERIALS FOR CHILDRENS ART WORKSHOPS	125.50
55230	LANDGATE - GRV	17/12/2010	-510.95	INV	GRV'S 30/10-12/11/10 SCHD G2010/23	311.31
				INV	GRV'S 13/11-26/11/10 SCHDL G2010/24	199.64
55231	DR D LEINSTER-MACKAY	17/12/2010	-100.00	INV	ENTERTAINMENT-PROCC 2009 & 2010 CHRISTMAS	100.00
55232	MARTINEAUS PATISSERIE	17/12/2010	-410.75	INV	CATERING 15/11/10 - AUDIT & RISK COMMITTEE	151.50
				INV	CATERING-26/11/10 RTG WORKSHOP	259.25
55233	PATRICIA O'CONNOR	17/12/2010	-228.00	INV	TERM 4 2010 TUTOR FEES	228.00
55234	PARKER BLACK & FORREST PTY LTD	17/12/2010	-277.57	INV	2X LEVER FURNITURE, 70MM PLAIN LATCHBOLT	277.57
55235	CHARLES & VERONICA SOTO	17/12/2010	-542.20	INV	CATERING END OF YEAR FUNCTION	350.00
				INV	CATERING-VOLUNTEERS OCT 2010	36.20



CITY OF NEDLANDS

All Payments 1/12/2010 to 31/12/2010

Database: LIVE

Page: 5

<u>Chq/Ref</u>	<u>Pavee</u>	<u>Date</u>	<u>Amount</u>	<u>Tran</u>	<u>Description</u>	<u>Amount</u>
				INV	CATERING-VOLUNTEERS DEC 2010	60.50
				INV	CATERING-VOLUNTEERS NOV 2010	95.50
55236	SPEARWOOD DRAINAGE CO	17/12/2010	-42,613.28	INV	INSTALL 11 SEP'S - FLOREAT	16,538.50
				INV	DRAINAGE MAINT WKS-HALDANE	2,244.00
				INV	INSTALL DRAINAGE PIT-ABERDARE	1,793.00
				INV	INSTALLATION OF 4 SEPS AT JAMES STREET	5,302.00
				INV	INSTALL DRAINAGE PITS-OLEARIA LANE	11,087.28
				INV	INSTALLATION OF 2 SEPS AT RAILWAY ROAD	5,648.50
55237	STATEWIDE CLEANING SUPPLIES P/L	17/12/2010	-105.34	INV	4X SAFETY SIGN CLNG IN PROG	105.34
55238	***** CANCELLED *****	17/12/2010	0.00			
55239	SYNERGY	17/12/2010	-7,987.05	INV	ELECTRICITY 11/9-9/11/10 MTC PLAY CNTR	89.00
				INV	ELECTRICITY 9/9-9/11/10 91 WOOD ST	414.15
				INV	ELECTRICITY 9/9-6/11/10 MTC CHNG RMS	21.65
				INV	ELECTRICITY 6/10-3/12/10 HAMPDEN RD C/PK	32.35
				INV	ELECTRICITY 6/10-3/12/10 DOT BENNETT PK	380.50
				INV	ELECTRICITY 7/10-6/12/10 ADMIN-COTTAGE	408.65
				INV	ELECTRICITY 12/10-8/12/10 PRINCESS RD	1,760.50
				INV	ELECTRICITY 7/10-6/12/10 HWD RSV PUMP	79.35
				INV	ELECTRICITY 7/10-6/12/10 KARELLA PK	51.00
				INV	ELECTRICITY 9/10-6/12/10 SHIRLEY FYFE RSV	21.40
				INV	ELECTRICITY 9/10-7/12/10 MEM LIGHT WARATAH	96.90
				INV	ELECTRICITY 9/10-6/12/10 BROCKMAN RSV PUMP	134.40
				INV	ELECTRICITY 8/10-7/12/10 CURLEW RD SUMP	22.15
				INV	ELECTRICITY 6/10-3/12/10 LEURA RSV	21.40
				INV	ELECTRICITY 8/10-7/12/10 CHARLES CRT RSV BOLLARD	251.25
				INV	ELECTRICITY 8/10-7/12/10 BEATRICE RD RSV	117.00
				INV	ELECTRICITY 12/10-8/12/10 MASONS GDNS	669.20
				INV	ELECTRICITY 9/10-7/12/10 BEATON PK	800.95
				INV	ELECTRICITY 9/10-7/12/10 CHARLES CRT RSV	26.05
				INV	ELECTRICITY 10/10-8/12/10 GRANBY CRES RSV	22.00
				INV	ELECTRICITY 9/10-7/12/10 JC SMITH PAV	189.70
				INV	ELECTRICITY 7/10-6/12/10 MAISONNETTES	23.30
				INV	ELECTRICITY 9/10-7/12/10 DRABBLE HSE	254.20
				INV	ELECTRICITY 9/10-7/12/10 TRESILLIAN	1,385.70



CITY OF NEDLANDS

All Payments 1/12/2010 to 31/12/2010

Database: LIVE

Page: 6

Chq/Ref	Pavee	Date	Amount	Tran	Description	Amount
				INV	ELECTRICITY 9/10-7/12/10 NED LIB	155.55
				INV	ELECTRICITY 9/10-7/12/10 N/LIB	49.20
				INV	ELECTRICITY 12/10-8/12/10 DALK HALL	509.55
55240	TELSTRA CORPORATION LTD	17/12/2010	-2,894.31	INV	NOVEMBER 10 MOBILE PHONE CHARGES	2,834.36
				INV	MTC LIB BROADBAND 17/11-16/12/10	59.95
55241	TREE PLANTING & WATERING	17/12/2010	-3,003.00	INV	HIRE WATER TRUCK 3/11/10	286.00
				INV	HIRE WATER TRUCK 2 - 24/11/10	2,717.00
55242	W A LIMESTONE CO	17/12/2010	-430.41	INV	26.8 TONNE LAWN SAND	430.41
55243	OSWALD HOMES OSWALD HOMES	17/12/2010	-1,288.04			
55244	L D MATTHEWS	17/12/2010	-188.00	RFND	REFUND HALL AND KEY BOND	188.00
55245	CONTINENCE ADVISORY SERVICES	17/12/2010	-188.00	RFND	REFUND HALL & KEY BOND	188.00
55246	OCEAN STONE HOMES PTY LTD	17/12/2010	-1,500.00	RFND	9A NORTH STREET - FOOTPATH REFUND	1,500.00
55247	BOWER ROOFING AND RESTORATIONS	17/12/2010	-1,500.00	RFND	5 HILLWAY - FOOTPATH REFUND	1,500.00
55248	BIAGIONI HOMES PTY LTD	17/12/2010	-1,500.00	RFND	24 ODERN CRESCENT - FOOTPATH REFUND	1,500.00
55249	MR D NALL	17/12/2010	-1,500.00	RFND	79 ARCHDEACON ST - FOOTPATH REFUND	1,500.00
55250	MR G LANG	17/12/2010	-1,500.00	RFND	4 STIRLING HWY - FOOTPATH REFUND	1,500.00
55251	RICHMOUNT ENT P/L	17/12/2010	-1,500.00	RFND	45 VINCENT ST - FOOTPATH REFUND	1,500.00
55252	G A CLEMENTE	17/12/2010	-1,500.00	RFND	1 LANGHAM ST - FOOTPATH REFUND	1,500.00
55253	MANOR HOME BUILDERS PTY LTD	17/12/2010	-1,500.00	RFND	29 VIKING ROAD - FOOTPATH REFUND	1,500.00
55254	MR B S PATTERSON	17/12/2010	-706.00	RFND	REFUND RESERVE & KEY BOND	706.00
55255	J TOBBY	17/12/2010	-188.00	RFND	REFUND HALL & KEY BOND	188.00
55256	D DONCON D DONCON	17/12/2010	-363.86			
55257	CIVIL & DEMO PTY LTD	17/12/2010	-1,500.00	RFND	12 SHANN ST - FOOTPATH REFUND	1,500.00
55258	TRENDSETTER HOMES	17/12/2010	-1,500.00	RFND	12 SHANN STREET - FOOTPATH REFUND	1,500.00
55259	DERRIN CRAMER	17/12/2010	-205.00	RFND	ROOM HIRE & KEY BOND RETURN	205.00
55260	JANET DAWSON 1 LORNE ROAD	17/12/2010	-1,500.00			
55261	RWR DEVELOPMENTS PTY LTD TAS KERDEL	17/12/2010	-1,500.00	RFND	79 BIRDWOOD PARADE - FOOTPATH REFUND	1,500.00
55262	C L DAVIES	17/12/2010	-1,500.00	RFND	42 LANGHAM ST - FOOTPATH REFUND	1,500.00



CITY OF NEDLANDS

All Payments 1/12/2010 to 31/12/2010

Database: LIVE

Page: 7

Chq/Ref	Pavee	Date	Amount	Tran	Description	Amount
55263	DESIGNED POOLS	17/12/2010	-1,500.00	RFND	49 GALLOP ROAD - FOOTPATH REFUND	1,500.00
55264	KATRINE INVESTMENTS	17/12/2010	-1,500.00	RFND	13 NEVILLE ST - FOOTPATH REFUND	1,500.00
55265	MS S FENWICK	17/12/2010	-120.00	RFND	HALL & KEY BOND REFUND DALKEITH HALL	120.00
55266	T DUDLEY	17/12/2010	-188.00	RFND	JOHN LECKIE KEY & HALL BOND REFUND	188.00
55267	LAVANYA AVADIAR 4 BARSON COURT	17/12/2010	-193.38	INV	REIMBURE VOLUNTEER EXPENSES	193.38
55268	SCHOOLS FOR EAST AFRICA INC 43 TYRE	17/12/2010	-90.00	INV	REFRESHMENTS-4 SURE YOUTH FESTIVAL	90.00
55269	LORRAINE OAKES 13 STONECREEK CLOSE	17/12/2010	-53.70	INV	WA POLICE NPC APPLICATION	53.70
55270	MR G G TURICH	17/12/2010	-1,500.00	RFND	14 KARELLA ST - FOOTPATH REFUND	1,500.00
55271	MR I J HOCKING	17/12/2010	-1,500.00	RFND	4 LUPIN HILL GROVE - FOOTPATH REFUND	1,500.00
55272	MS C DELVAULX	17/12/2010	-205.00	RFND	ROOM HIRE & KEY BOND RETURN	205.00
55273	KYM MULGREW 8 BUCKLAND AVENUE	17/12/2010	-1,500.00	INV	RPLC CHQ 55063-F/PATH REFUND-12 SWANSEA ST	1,500.00
55274	RUTH HILLEN 56 DOONAN ROAD	17/12/2010	-25.00	INV	A WORLD OF PLAY VOL 1	25.00
55275	JOSHUA BROOK PTY LTD 49 WINTON ROAD	17/12/2010	-5,647.50	INV	REFUND BLDG LIC & BRB FEES-DEFENCE PROPERTIES	5,647.50
55276	JED DAVIS 126 DALKEITH ROAD	17/12/2010	-250.00	INV	10/11 SPONSORSHIP OF YOUTH INITIATIVES GRANT	250.00
55277	HOLLYWOOD PRIVATE HOSPITAL LOCKED B	17/12/2010	-45.00	INV	1X BOOK - "EVERYONE'S A HERO"	45.00
55278	DR CHURCH OF CHRIST PO BOX 206	17/12/2010	-1,100.00	INV	GRANT FOR 'CAROLS ON THE LAWN' 2010	1,100.00
55279	S WIRTH	17/12/2010	-1,500.00	RFND	79 ARCHDEACON ST - FOOTPATH REFUND	1,500.00
55280	L O'LEARY	17/12/2010	-188.00	RFND	REFUND HALL & KEY BOND	188.00
55281	V DIGHE	17/12/2010	-188.00	RFND	REFUND HALL & KEY BOND	188.00
55282	DUNCAN AUTOS PTY LTD	22/12/2010	-41,960.20			
55283	DUNCAN AUTOS PTY LTD	22/12/2010	-41,960.20	INV	NAVARA 2.5L DIESEL SX K/CAB 1DNG457	41,960.20
Total CHEQUE			-\$384,871.00			

EFT

PY01-12	NAB - MUNICIPAL ACCOUNT	07/12/2010	-233,103.59			
PY99-12	NAB - MUNICIPAL ACCOUNT	07/12/2010	-3,518.92			
PY99-13	NAB - MUNICIPAL ACCOUNT	21/12/2010	-663.46			



CITY OF NEDLANDS

All Payments 1/12/2010 to 31/12/2010

Database: LIVE

Page: 8

<u>Chq/Ref</u>	<u>Pavee</u>	<u>Date</u>	<u>Amount</u>	<u>Tran</u>	<u>Description</u>	<u>Amount</u>
PY01-14	NAB - MUNICIPAL ACCOUNT	31/12/2010	-238,915.14			
PY01-13	NAB - MUNICIPAL ACCOUNT	21/12/2010	-240,150.22			
456	EFT TRANSFER: - 08/12/2010	08/12/2010	-566,871.11			
				456.10141	SIGNATURE SECURITY GROUP	
				INV	GUARD RESPONSE ON 06/10/10 @ 18:56	93.50
				456.10210	EDUCATIONAL EXPERIENCE PTY LTD	
				INV	TOYS - PROCC	182.71
				456.10405	WHITE EAGLE COMMERCIAL CLEANING	
				INV	CLEANING NOV 2010 N/LIB	1,972.85
				456.10539	PORTER CONSULTING ENGINEERS	
				INV	ROAD DESIGN	990.00
					UNDERWOOD/BROCKWAY/BROOKDALE	
				456.10731	Green Skills (Eco Jobs)	
				INV	CASUAL STAFF-BUSHCARE WORK 29/9-12/10/10	15,244.35
				456.10895	STATE LIBRARY OF WESTERN AUSTRALIA	
				INV	PAYMENT FOR LOST/DAMAGED BOOKS	30.80
				INV	PAYMENT FOR LOST/DAMAGED BOOKS	19.80
				INV	PAYMENT FOR LOST/DAMAGED BOOKS	30.80
				INV	PAYMENT FOR LOST/DAMAGED BOOKS	33.00
				INV	PAYMENT FOR LOST/DAMAGED BOOKS	50.60
				INV	PAYMENT FOR LOST/DAMAGED BOOKS	50.60
				456.11107	Western Chainwire	
				INV	RPR LAWLER PK TENNIS CRT FENCE	792.00
				456.11161	NAVAL BASE CONCRETE PTY LTD	
				INV	100X 1800X1200 S/WELL,50X M/HOLE CVR,4X CVR THCK	57,233.00
				456.11181	Institute of Public Works Engineeri	
				INV	A MELVILLE-ENVIRONMENT & CLIMATE CHNG 8/10/10	45.00
				456.11201	DOWNER EDI ENGINEERING ELECTRICAL P	
				INV	MODIFY TRAFFIC SIGNALS-STIRL HWY/DALK RD	37,294.74
				456.11634	Councillor N Horley	
				INV	COUNCILLORS ALLOWANCE DEC 2010	727.50
				456.11636	Councillor I Tan	
				INV	COUNCILLORS ALLOWANCE DEC 2010	727.50
				456.11706	M Carrigg Consulting Engineer	
				INV	CONSULT,INSPECT,REPORT-TIMBER FLRS-DRABBLE HSE	360.00
				456.11804	West Australian Local Government As	
				INV	PROCUREMENT SVCES- RFT BRDLEAF SPRAYING	5,343.80



CITY OF NEDLANDS

All Payments 1/12/2010 to 31/12/2010

Database: LIVE

Page: 9

<u>Chq/Ref</u>	<u>Pavee</u>	<u>Date</u>	<u>Amount</u>	<u>Tran</u>	<u>Description</u>	<u>Amount</u>
			456.11977	WHELANS		
			INV		2 THE LODGE MTC-BOUNDARY RE-SURVEY	1,320.00
			456.12044	TREE SURGEONS OF WA		
			INV		REAR BOUNDARY CLEARANCE 4 HORIZON	924.00
			INV		PRUNE PALM-BRUCE/MELVISTA	396.00
			INV		PRUNE TREE-50 VIEWWAY,PALM- HOBBS	1,540.00
			INV		PROG MAINT BEATRICE RD RSV	3,001.63
			INV		PROG MAINT-SHIRLEY FYFE RSV	3,001.63
			INV		PROG WORKS-DALK MEWS	924.00
			INV		TREE PRUNING-WATKINS PLC	737.00
			INV		PROG MAINT-GRAINGER PK	2,368.85
			456.12079	COMPLETE PEST MANAGEMENT SERVICES		
			INV		PRE DEMOLITION RAT BAITING - 69 HOBBS AVE	121.00
			456.12118	IAN ARGYLE		
			INV		COUNCILLORS ALLOWANCE DEC 2010	727.50
			456.12119	Councillor J D Bell		
			INV		COUNCILLORS ALLOWANCE DEC 2010	727.50
			456.12317	TECHSAND PTY LTD		
			INV		2X CROSSOVER RPRS- ASQUITH	1,786.75
			456.12328	GEMINI MEDICAL SERVICES		
			INV		PRE-EMPLOYMENT MEDICAL - K WYATT	137.50
			456.12333	CITY RUBBER STAMPS & TROPHIES		
			INV		4X P60 STAMPS - A MELVILLE	197.60
			456.12350	CAPITAL DEMOLITION		
			INV		51.08 TIPPING GRADE 5 CONCRETE/SAND	1,123.76
			456.12357	NEDLANDS NEWSPAPER DELIVERY		
			INV		10/10-6/11/10 NEWSPAPER SUPPLY N/LIB	213.04
			456.12451	GHD PTY LTD		
			INV		S18 APPLICATIONS NEDLANDS FORESHORE-4	9,409.40
			INV		PARKS ASSETS AUDIT AS PER RFQ 2010/11	4,678.30
			456.12546	Greenway Enterprises		
			INV		24X ULTRACOLOUR MARKER F/ORANGE 350G	145.11
			456.1260	CHOICE ONE PTY LTD		
			INV		C BATTLEY 25-31/10,V DZVANGAH 25/10/10	1,247.40
			INV		C BATTLEY 1- 5/11, D SEXTON 1-2/11/10	1,536.98
			INV		C BATTLEY CASUAL STAFF 18-24/10/10	623.70
			456.12622	CHARLES SERVICE COMPANY		
			INV		OCT 2010 CLEANING - NCC	13,044.14
			456.12658	WICKED WATER WORKS		



CITY OF NEDLANDS

All Payments 1/12/2010 to 31/12/2010

Database: LIVE

Page: 10

<u>Chq/Ref</u>	<u>Pavee</u>	<u>Date</u>	<u>Amount</u>	<u>Tran</u>	<u>Description</u>	<u>Amount</u>
				INV	15L WATER - COOLER BOTTLE NCC	9.50
			456.12706		PLAYMAKER SPORTS	
				INV	Install new cricket pitch @ College Park	9,362.00
			456.12735		COMFORT KEEPERS	
				INV	2 - 5/11/10 CARE SERVICES	1,425.09
			456.12751		H Billington	
				INV	REIMBURSE-CHRISTMAS TREE FOR ADMIN	79.60
			456.12797		TRIDENT SIGNS	
				INV	CHANGE DATE DETAILS ON 2X BANNER STICKERS	49.50
			456.12847		LANIER (AUSTRALIA) PTY LTD	
				INV	31/10/10 COPY CHGS HR CIT041/38	26.60
				INV	30/9-31/10/10 COPY CHGS CENTRAL CIT041/25	1,318.83
				INV	COPY CHGS 4/8-31/10/10 CIT041/13 PROCC	261.14
				INV	31/7-31/10/10 COPY CHGS CIT041/11 RECORDS	21.49
				INV	17/8-31/10/10 COPY CHGS CIT041/41 NCC CO-OR	53.66
				INV	COPY CHGS 31/10/10 CIT041/30 DEPOT	111.98
				INV	30/9-31/10/10 COPY CHGS NCC CIT041/28	142.43
				INV	30/9-31/10/10 COPY CHGS FINANCE CIT041/24	826.32
			456.12890		Mr M R Cole	
				INV	REIMB INTERNET CHGS 7/11-6/12/10	69.95
			456.12914		The Worm Shed	
				INV	12X WORM CAFE	2,484.00
			456.12927		THIESS SERVICES PTY LTD	
				INV	STUMP GRINDING	649.00
			456.12936		M S NEGUS	
				INV	COUNCILLORS ALLOWANCE DEC 2010	727.50
			456.12960		ATLANTIC THERAPY SERVICES	
				INV	RELIEF STAFF 1 - 7/11/10	761.31
			456.12974		OUTSOURCE BUSINESS SUPPORT SOLUTION	
				INV	CONSULTING SVCES-AUTHORITY/FINANCE	385.00
			456.12981		COUNTRY KITCHEN CATERING	
				INV	Catering 9/11/10 Commitee Meeting	740.00
			456.12985		Mr R M Hipkins	
				INV	COUNCILLORS ALLOWANCE DEC 2010	1,555.00
			456.12986		K A SMYTH	
				INV	COUNCILLORS ALLOWANCE DEC 2010	727.50
			456.13010		Quick Colourprint	
				INV	12 NM/BADGES,2X B/CDS,STICKERS 140X,INVITES	960.40
			456.13076		Western Power Corporation	



CITY OF NEDLANDS

All Payments 1/12/2010 to 31/12/2010

Database: LIVE

Page: 11

<u>Chq/Ref</u>	<u>Pavee</u>	<u>Date</u>	<u>Amount</u>	<u>Tran</u>	<u>Description</u>	<u>Amount</u>
				INV	NEW INSTALL-COMMERCIAL SUPPLY MTC OVAL MP113454	33,008.00
				456.13093	D & T ASPHALT PTY LTD	
				INV	SUP/LAY ASPHALT-ELIZABETH	2,079.00
				INV	SUP/LAY GRAVEL MIX TO SIDE ENTRY PIT-ABERDARE	854.70
				INV	SUP/LAY ASPHALT	3,185.49
				456.13095	RENTOKIL INITIAL PTY LTD	
				INV	NOV 10 DEPOT INDOOR PLANT HIRE & SVCE	361.56
				456.13113	ALLERDING & ASSOCIATES	
				INV	2 JUTLAND PDE DALK-PROFESSIONAL SVCES	4,460.97
				456.13163	Mrs R Ratnawibhushana	
				INV	WA POLICE NPC APPLICATION-R RATNAWIBHUSHANA	53.70
				456.13165	Tex Onsite Pty Ltd	
				INV	6MTH LOW VOLTAGE TEST & CERTIFICATION ELEV PLTFRM	449.89
				456.13176	FINDWISE LOCATION SERVICES	
				INV	LOCATE-HIGH PRESSURE GAS SVCE STUBBS TCE	280.50
				456.13178	OCLC (UK) LTD	
				INV	EZ PROXY SOFTWARE	1,120.58
				456.13193	GODDEN ELECTRICS PTY LTD	
				INV	SVCE/RPR STAFF COFFEE MACHINE	339.80
				456.13194	AQUARIUM ARTISTS AUSTRALIA	
				INV	OCT 2010 AQUARIUM MAINT	260.00
				456.13274	SYRINX ENVIRONMENTAL PTY LTD	
				INV	PT RES RSV RESTORATION-STAGE 3	15,838.90
				INV	PT RES RSV RESTORATION-STAGE 2	31,783.07
				456.13278	LANDFILL GAS AND POWER PTY LTD	
				INV	ELECTRICITY 1/10-1/11/10 N/LIB A/COND	1,500.66
				456.13305	Councillor K E Collins	
				INV	COUNCILLORS ALLOWANCE DEC 2010	727.50
				456.13306	R M BINKS	
				INV	COUNCILLORS ALLOWANCE DEC 2010	727.50
				456.13307	M L Somerville-Brown	
				INV	COUNCILLORS ALLOWANCE DEC 2010	727.50
				456.13314	SWEEPCARE AUSTRALIA	
				INV	21/9-20/10/10 CITY WIDE STREET SWEEPING	12,307.87
				456.13327	BY WORD OF MOUTH CATERING	
				INV	CATERING-9/11/10 2030 WORKSHOP	929.50
				456.13369	DATA#3 LIMITED	



CITY OF NEDLANDS

All Payments 1/12/2010 to 31/12/2010

Database: LIVE

Page: 12

<u>Chq/Ref</u>	<u>Pavee</u>	<u>Date</u>	<u>Amount</u>	<u>Tran</u>	<u>Description</u>	<u>Amount</u>
				INV	INK CARTRIDGES & TONER	437.80
			456.13381		Carrington's Traffic Services	
				INV	TRAFFIC CONTROL-STANLEY ST	2,014.00
				INV	TRAFFIC CONTROL-CARRINGTON ST	3,119.11
				INV	TRAFFIC CONTROL-HOLLYWOOD PRECINCT	3,758.07
				INV	TRAFFIC CONTROL-CARRINGTON	3,078.67
				INV	TRAFFIC CONTROL-ABERDARE ROAD	1,287.30
			456.13384		HARVEY FRESH	
				INV	Milk Supply 17/11/10	64.26
				INV	Milk Supply 24/11/10	64.26
			456.13412		QUICK CORPORATE AUSTRALIA	
				INV	CLEANING MATERIALS, TOILET REQUISITES	497.74
				INV	STATIONERY	151.57
				INV	PLANNING STATIONERY	43.07
				INV	STATIONERY/EQUIP	172.05
			456.13416		Mrs J Day	
				INV	REIMBURSE-ANZIFF DIPLOMA RISK MNGMNT	405.00
			456.13451		BIOWISE	
				INV	6.00 MT COARSE COMPOST	158.40
			456.13468		TREK TEL PTY LTD	
				INV	TRACE 0893868820 TO SERVER RM PATCH PANEL	181.50
			456.13489		ARTCRAFT PTY LTD	
				INV	SIGNAGE MATERIALS	3,033.80
				INV	3 x 1/4P signs for Princess Road	111.65
			456.13551		RUTH CONSOLIDATED INDUSTRIES P/L	
				INV	20LT COPTROL-BLANKET WEED CONTROL	695.20
			456.13570		CIVIC RETICULATION	
				INV	RETIC PIPE CLEANING-MT CLARMONT #1	55,000.00
			456.13614		Wood Bros Mazada	
				INV	NEW MAZADA CX7 CLASSIC SPORTS 1DND028	40,434.99
			456.13624		Yuka Hashimoto	
				INV	REIMBURSE-WA POLICE NPC APPLICATION	53.70
			456.1447		CJD EQUIPMENT PTY LTD	
				INV	OIL & AIR FILTERS	315.13
			456.1720		COMPUTER BADGE EMBROIDERY	
				INV	LOGO EMBROIDERY	88.55
			456.1795		COURIER AUSTRALIA	
				INV	COURIER SERVICES 14/10/10 TO ADASOUND	7.05
				INV	COURIER SVCES 30/9/10-FOOD CHEMICAL SAMPLING	7.05



CITY OF NEDLANDS

All Payments 1/12/2010 to 31/12/2010

Database: LIVE

Page: 13

<u>Chq/Ref</u>	<u>Pavee</u>	<u>Date</u>	<u>Amount</u>	<u>Tran</u>	<u>Description</u>	<u>Amount</u>
			456.2048		TILLYS HOME HELPERS	
				INV	OCT 10 GARDENING SVCES	1,322.75
			456.2257		ELLENBY TREE FARM	
				INV	1X 75L DELONIX REGIA POINSIANA	412.50
				INV	1X 75L JACARANDA MIMOSAEOFOLIA PURPLE	363.00
				INV	2X ULMUS PARVIFOLIA CHINESE ELM 75L	473.00
			456.2262		ELLIOTT'S IRRIGATION PTY LTD	
				INV	RETIC REPAIR AT HOOLEY STREET	989.89
			456.2600		FORPARK AUSTRALIA	
				INV	1X STEERING WHEEL FOR PLASTIC ACTIVITY	27.50
			456.2616		S A FROESE	
				INV	MAYORAL ALLOWANCE DEC 2010	4,621.67
			456.350		AUST INSTITUTE OF MANAGEMENT	
				INV	T BURRELL- EXCELL ADV 2007 *EXTRA*	665.00
				INV	N WILSON- EXCELL ADV 2007 *EXTRA*	665.00
			456.4040		The Lane Bookshop	
				INV	LOCAL STOCK RESOURCES OCT 10 N/LIB	309.42
				INV	LOCAL STOCK RESOURCES OCT 10 MTC LIB	272.56
			456.4150		LO-GO Appointments	
				INV	W/E 13/11/10 M DOUGHENEY CASUAL STAFF	1,286.56
				INV	W/E 13/11/10 M ROACH CASUAL STAFF	1,892.00
				INV	W/E 9/10/10 G CASTLE CASUAL STAFF	1,589.28
				INV	W/E 9/10/10 M DOUGHENEY CASUAL STAFF	1,589.28
				INV	W/E 6/11/10 M ROACH CASUAL STAFF	1,892.00
				INV	W/E 30/10/10 M ROACH CASUAL STAFF	1,892.00
				INV	W/E 16/10/10 G CASTLE CASUAL STAFF	1,286.56
				INV	W/E 13/11/10 G CASTLE CASUAL STAFF	1,286.56
				INV	W/E 16/10/10 M DOUGHENEY CASUAL STAFF	1,286.56
			456.4500		MCLEODS BARRISTERS & SOLICITORS	
				INV	RESPONSES TO QUESTIONS-PUB QUESTION TIME	353.92
				INV	28287 SAT REVIEW-2A JUTLAND PDE	451.00
				INV	NATURAL GRND LVL & DETERMINATION OF WALL HEIGHT	534.60
				INV	LEASE-ASSOC RUGBY UNION FC PORTION RSV 19349	1,267.16
			456.4660		MODERN TEACHING AIDS PTY LTD	
				INV	TOYS AND EQUIPMENT - PROCC	370.04
				INV	MINOR EQUIP & TOYS/GAMES	489.17
			456.4959		NEDLANDS TYRE SERVICE	
				INV	TYRES 4X 245/70R 16 113T S-ATR WL	1,238.00



CITY OF NEDLANDS

All Payments 1/12/2010 to 31/12/2010

Database: LIVE

Page: 14

<u>Chq/Ref</u>	<u>Pavee</u>	<u>Date</u>	<u>Amount</u>	<u>Tran</u>	<u>Description</u>	<u>Amount</u>
			456.4962		Nedlands Yacht Club	
				INV	WATER CORP PAYMENT-REMOVAL OF SEWER PLUG	367.35
			456.4972		NEVERFAIL WA PTY LTD	
				INV	SPRINGWATER 6X 15L N/LIB SEP 10	68.40
				INV	SPRINGWATER 2X 15L N/LIB SEP 10	22.80
				INV	SPRINGWATER 13X 15L WATER BOTTLE	148.20
			456.5275		PACIFIC PRINTING CO	
				INV	10000X DLX W/FACE ENVELOPES	588.50
				INV	10000 LETTERHEADS	471.90
				INV	20000 LETTERHEADS & WITH COMP SLIPS	976.80
				INV	5000X PRINT DLX W/FACE ENVELOPES	333.30
			456.5341		PARK MOTOR BODY BUILDERS	
				INV	SUZI COIL 7 CORE 7X4MM 4.6M	84.23
			456.5716		PROFESSIONAL PC SUPPORT	
				INV	OCT-DEC 2010 WSLG-SUPPORT CONTRACT	3,083.80
				INV	OCT-DEC 2010 WSLG-SUPPORT CONTRACT	2,903.80
			456.5970		Holcim (Australia) Pty Ltd	
				INV	DRAINAGE MATERIALS	6,001.60
				INV	25X SIDE ENTRY FRAME,27X SIDE ENTRY LID	11,211.85
			456.7880		WA LIBRARY SUPPLIES	
				INV	LIBRARY STATIONERY	223.30
			456.8000		WP CROWHURST PTY LTD	
				INV	PAINT SUPPLY - ARTWORK @ MASONS GDNS	308.66
			456.8010		CORPORATE EXPRESS AUSTRALIA LTD	
				INV	5X ARNOS SWINGA 10 PANEL DESKTOP DISPLAY	564.69
				INV	HTC DESIRE MOBILE PHONE BROWN	777.00
			456.8240		Western Educting Service	
				INV	BULK RUBBISH COLLECTION AREA 4 OCT 10	7,006.34
				INV	6.75 JETTING 1/10/10	1,076.63
			456.8242		West Metro Regional Council	
				INV	WASTE DISPOSAL 1/11-7/11/10	26,876.53
				INV	GREEN WASTE DISPOSAL	22,158.85
				INV	WASTE DISPOSAL 8 - 12/11/10	23,136.70
			456.8620		Zipform Pty Ltd	
				INV	3RD INSTALMENT NOTICES 2010	4,032.38
			456.8759		MP Electrolocation	
				INV	SCANNING FOR CONSEALED SVCES-CARRINGTON	649.00
				INV	SCANNING FOR CONSEALED SVCES-STANLEY ST	649.00
				INV	SCANNING FOR CONSEALED SVCES-MONTGOMERY	462.00



CITY OF NEDLANDS

All Payments 1/12/2010 to 31/12/2010

Database: LIVE

Page: 15

<u>Chq/Ref</u>	<u>Pavee</u>	<u>Date</u>	<u>Amount</u>	<u>Tran</u>	<u>Description</u>	<u>Amount</u>
			456.9876		PRIESTMAN & SHARP	
				INV	INS EXCESS CLAIM NO 633061082 1DFL086	1,000.00
				INV	INS EXCESS CLAIM 633068241 1CXA436	1,000.00
				INV	PANEL & PAINT RPR 1CXA436	780.77
				INV	INS EXCESS CLAIM NO 633067459BMS 1DFL086	1,000.00
457 EFT TRANSFER: - 04/01/2011		20/12/2010	-2,005,826.61	457.100	ADVANTECH MOBILE AUTO ELECTRICS	
				INV	VEHICLE REPAIRS	231.00
				INV	VEHICLE REPAIRS 116178	132.00
				INV	VEHICLE REPAIRS 116184	341.00
				INV	TRACED FOR SHORT/RPLCD FUSES-FLASHING AMBER BEACN	220.00
				457.10099	Water Filter Warehouse	
				INV	1 X SERVICE, FILTER CHANGE	50.00
				457.10122	ROYAL LIFE SAVING SOCIETY	
				INV	HOME POOL INSPECTIONS PERIOD END 29/11/10	5,886.55
				INV	2010 POOL INSPECTION ROUND	5,541.90
				457.10141	SIGNATURE SECURITY GROUP	
				INV	GUARD RESPONSE ADHOC 1/11/10-DEPOT FENCE	93.50
				INV	DEC 2010 SECURITY-DEPOT FENCE LEASE	928.28
				INV	GUARD RESPONSE ADHOC 4/11/10-DEPOT	93.50
				INV	GUARD RESPONSE ON 28/10/10 AT 19:30	93.50
				457.10192	LOCAL GOVT PLANNERS ASSOCIATION	
				INV	6X BREAKFAST FORUM 14/10/10	330.00
				457.10248	MIRACLE RECREATION EQUIPMENT	
				INV	RE-INSTALL SHADE SAIL	247.50
				457.10539	PORTER CONSULTING ENGINEERS	
				INV	NEDLANDS DRAINAGE ISSUES TO END OCT 10	16,109.50
				457.10548	POPPY FLORIST	
				INV	Rememberance Day Wreath	121.00
				457.10731	Green Skills (Eco Jobs)	
				INV	CASUAL STAFF-BUSHCARE WK 10-23/11/10	8,432.60
				INV	CASUAL STAFF-BUSHCARE WK 24/11-7/12/10	3,745.78
				INV	CASUAL BUSHCARE STAFF 27/10-9/11/10	10,818.23
				457.10786	VERTI-TURF	
				INV	HOLLOW CORE AND DRAG OVAL	7,136.25
				457.10787	DOWNER EDI WORKS PTY LTD	
				INV	SEMI MOUNTABLE KERBING SM1	1,423.40
				457.10859	CSP INDUSTRIES PTY LTD	



CITY OF NEDLANDS

All Payments 1/12/2010 to 31/12/2010

Database: LIVE

Page: 16

<u>Chq/Ref</u>	<u>Pavee</u>	<u>Date</u>	<u>Amount</u>	<u>Tran</u>	<u>Description</u>	<u>Amount</u>
				INV	HS 81R 750MM DS, LESS TRADE IN OLEO HEDGTRIMMER	849.00
				457.11078	HAEFELI-LYSNAR	
				INV	RENEWAL OF WARRANTIES & PRODUCT SUPPORT	2,906.20
				457.11161	NAVAL BASE CONCRETE PTY LTD	
				INV	38X 1800X1200 SOAKWELLS,19X M/HOLE COVER	20,711.90
				INV	Supply & Deliver 35mm Offset lid	4,345.00
				INV	2X 200 R30 GALV 545 X 545	777.48
				457.11182	Toolmart Australia Pty Ltd	
				INV	LAZER DISTANCE MEASURING TOOL	349.00
				457.11201	DOWNER EDI ENGINEERING ELECTRICAL P	
				INV	MODIFY TRAFFIC SIGNALS-ALFRED/DAVIES/MONTGOMERY	6,114.35
				457.11284	Australia Post	
				INV	NOV 10 BULK POSTAGE	2,432.70
				457.11293	KELYN TRAINING SERVICES	
				INV	2X BASIC WORKSITE TRAFFIC MNGMNT COURSE	370.00
				457.11296	BUDGET CAR RENTAL	
				INV	EQUIPMENT HIRE 2/11 - 16/11/10 1DIL010	569.93
				INV	EQUIPMENT HIRE 23/10-16/11/10 1DBV276	997.39
				457.11353	DICK SMITH ELECTRONICS PTY LTD	
				INV	1X DS 4GB SDHC MEMORY CARD C4	22.96
				INV	FORCE MICRO USB CAR & AC CHGR,CARD-8GB SDHC	104.90
				457.11552	Playright Australia Pty Ltd	
				INV	Playground Upgrade @ Melvista Infant Health	76,997.46
				457.11577	BurkeAir Pty Ltd	
				INV	A/COND MAINTENANCE ADMIN RECEPTION	215.60
				INV	COMPRESSOR REPLACEMENT - ADMIN	4,805.90
				INV	A/COND MAINT - ADMIN COTTAGE	172.70
				INV	A/COND MAINT - NCC	412.50
				457.11660	PERTH AUTO ALLIANCE PTY LTD	
				INV	PROTECTOR BONNET, HEADLAMP PROTECTORS	206.33
				INV	LENS & BODY RR COMB RH - 116195	119.64
				457.11732	LOCAL GOVERNMENT MANAGERS AUSTRALIA	
				INV	LGMA STATE CONF B NI MHUINEACHAIN, D APPLEBY	550.00
				INV	R MOORE-'MEET YOUR NEW DLG DIRECTORS' 19/2/10	20.00
				457.11733	CELLARBRATIONS	
				INV	Catering for Depot Team Brief/farewell	300.00
				457.11771	NUTURF AUSTRALIA PTY LTD	



CITY OF NEDLANDS

All Payments 1/12/2010 to 31/12/2010

Database: LIVE

Page: 17

<u>Chq/Ref</u>	<u>Pavee</u>	<u>Date</u>	<u>Amount</u>	<u>Tran</u>	<u>Description</u>	<u>Amount</u>
				INV	7X STAMINA 90 200LT	13,486.00
			457.11795		JAMES DONALDSON	
				INV	RUBBISH COLLECTION 1 to 29/11/10	1,350.00
				INV	RUBBISH COLLECTION	900.00
			457.11804		West Australian Local Government As	
				INV	CR NEGUS-FINANCIAL REPORTS & BUDGETS ASSES	225.00
			457.11822		SEEK LIMITED	
				INV	ADVERT-WORKS COORDINATOR	247.50
				INV	ADVERT-DIRECTOR-C/DEV	979.00
			457.11890		DEPT OF SPORT & RECREATION	
				INV	Sarah Aulin - Attendance to Active 10	495.00
			457.11898		TURF CARE WA PTY LTD	
				INV	SPORTS FIELD RENOVATIONS	8,332.50
			457.11944		COMMUNICATIONS AUSTRALIA PTY LTD	
				INV	Telephone manitenance Jan/March 11	1,384.44
			457.11958		ASPHALTECH	
				INV	SUPPLY/LAY 7MM SMA 294.40 TON-CARRINGTON	56,263.97
				INV	SUPPLY/LAY 7MM SMA 493.50 TON-STANLEY ST	93,799.65
			457.11975		JLR PUMPS	
				INV	RPLCD PUMPS BEATON A+B CAB FAULT,RPLCD MOTOR	4,922.50
				INV	NEW MOTOR & SERVICE-COLLEGE PK PUMP	5,327.30
			457.11994		ANSTAT PTY LTD	
				INV	FOOD STANDARDS FSANZ CD	519.75
			457.12038		WA ENERGY CONSULTANTS PTY LTD	
				INV	SEP-NOV 2010 ELECT METER READING	99.00
			457.12044		TREE SURGEONS OF WA	
				INV	PROG MAINT - FORESHORE 3	3,104.75
				INV	PROG MAINT - MTC RSV (LIB)	2,351.80
				INV	PROG MAINT - MTC OVAL	2,676.30
				INV	PRUNE TREE CLEMENTS/LYON	1,512.50
				INV	PROG MAINT - MASONS GDNS	3,407.25
				INV	PROG MAINT - GOLDSMITH RSV	973.50
				INV	PROG MAINT-BIRDWOOD PDE RSV	3,162.50
				INV	PROG MAINT - BROCKMAN RSV	3,102.00
				INV	PROG MAINT - JONES PK	3,212.00
				INV	PROG MAINT - BEATON PK	4,015.00
				INV	PROG MAINT - STUBBS TCE	2,208.25
			457.12117		SAI GLOBAL LTD	



CITY OF NEDLANDS

All Payments 1/12/2010 to 31/12/2010

Database: LIVE

Page: 18

<u>Chq/Ref</u>	<u>Pavee</u>	<u>Date</u>	<u>Amount</u>	<u>Tran</u>	<u>Description</u>	<u>Amount</u>
				INV	1x copy Australian Standards	80.72
			457.12137		FAUNA REHABILITATION FOUNDATION	
				INV	Education Tour 4/10/10-V Shannon	150.00
			457.12177		Philip Swain	
				INV	ENVIRONMENTAL HLTH OFFICER SERVICES	6,083.00
			457.12212		PROTECTION 1 PTY LTD	
				INV	ALARM RESPONSE 24/10/10 COLLEGE PK TENNIS	82.50
			457.12232		DYMOCKS CLAREMONT	
				INV	LOCAL STOCK RESOURCES NOV 2010	94.31
				INV	LOCAL STOCK RESOURCES NOV 2010	42.32
			457.12284		PUSEY'S PUFFS	
				INV	CATERING - CHRISTMAS M/TEA - LIB	475.40
			457.12317		TECHSAND PTY LTD	
				INV	Footpath repairs	2,176.50
				INV	CONSTRUCT CONCRETE PAD-HAMPDEN RD	770.00
				INV	ELIZABETH ST-1792 SLABS TO CON DEPOT	5,913.60
			457.12328		GEMINI MEDICAL SERVICES	
				INV	PRE-EMPLOYMENT MEDICAL J CARRIER	137.50
				INV	PRE-EMPLOYMENT MEDICAL - R TAYLOR	137.50
				INV	PRE-EMPLOYMENT MEDICAL - M GEANEY	137.50
				INV	PRE-EMPLOYMENT MEDICAL-M DOUGHENEY	176.00
				INV	PRE-EMPLOYMENT MEDICAL-P HUIGENS	137.50
				INV	PRE-EMPLOYMENT MEDICAL G SIMPSON	137.50
				INV	PRE-EMPLOYMENT MEDICAL-M SWANEPOEL	137.50
				INV	PRE-EMPLOYMENT MEDICAL E CHAOS	137.50
				INV	PRE-EMPLOYMENT MEDICAL - C HARRIS	137.50
			457.12333		CITY RUBBER STAMPS & TROPHIES	
				INV	A/PAYABLE PAYMENT APPROVAL STAMP QUOTE	84.60
			457.1235		CBCA WA BRANCH (INC)	
				INV	2011 INSTITUTIONAL MEMBERSHIP-CITY OF NEDLANDS	50.00
			457.12350		CAPITAL DEMOLITION	
				INV	24.44 CARTAGE CONCRETE RUBBLE	537.68
				INV	74.26 CARTAGE CONCRETE RUBBLE	1,633.72
				INV	73.54 CARTAGE CONCRETE RUBBLE	1,617.88
				INV	123.96 CARTAGE CONCRETE RUBBLE	2,727.12
				INV	99.7 CARTAGE CONCRETE RUBBLE	2,193.40
				INV	124.18 CARTAGE CONCRETE RUBBLE	2,731.96
				INV	56.06 CARTAGE CONCRETE RUBBLE	1,233.32



CITY OF NEDLANDS

All Payments 1/12/2010 to 31/12/2010

Database: LIVE

Page: 19

<u>Chq/Ref</u>	<u>Pavee</u>	<u>Date</u>	<u>Amount</u>	<u>Tran</u>	<u>Description</u>	<u>Amount</u>
				INV	76.18 CARTAGE CONCRETE RUBBLE	1,675.96
				INV	48.63 CARTAGE CONCRETE RUBBLE	1,069.86
				INV	32.58 CARTAGE CONCRETE RUBBLE	716.76
				INV	125.36 CARTAGE CONCRETE RUBBLE	2,757.92
				INV	24.86 CARTAGE CONCRETE/SAND	546.92
				INV	52.66 CARTAGE CONCRETE RUBBLE	1,158.52
				457.12362	VEHEQUIP	
				INV	SUP 3X NOKIA 3720 CLASSICS	752.40
				INV	SUP/FIT REVERSE CAMERA-TOYOTA BUS	638.00
				INV	SUP/FIT CK100 W/- E72 CRADLE & BRACKET	482.90
				457.12427	ROD HAWKER	
				INV	REIMBURSE VOL EXPENSES	105.19
				457.12433	BALE DATA SERVICES	
				INV	8 ROLLS INKJET 610MMX45MTX50MM FORE 95G	230.10
				457.12451	GHD PTY LTD	
				INV	FORMER LANDFILL GROUNDWATER MONITORING	6,154.36
				457.12456	WA PROFILING	
				INV	CARRINGTON/LOCH ROAD PROFILING	3,594.25
				457.12468	West Coast Shade	
				INV	INSTALL SHADE SAILS FOR SUMMER 2010/11	580.80
				INV	INSTALL SHADE SAILS SUMMER 2010/2011	3,696.00
				457.12474	QAS Pty Ltd	
				INV	31/10/10 - 31/10/11 Quick Address Renewal	7,236.16
				457.12487	SWAN LOCK SERVICE PTY LTD	
				INV	13X ABUS 83/45 PADLOCKS & KEYS	565.50
				INV	6X RBF RESTRICTED PADLOCKS & KEYS	547.80
				457.12497	STEAM WAND INT PTY LTD	
				INV	WEED SPRAYING - MELVISTA WARD TO 1/12/10	4,706.90
				INV	WEED SPRAYING - DALKEITH WARD TO 1/12/10	7,078.50
				457.12532	TOTAL EDEN PTY LTD	
				INV	IRRIGATION FITTINGS FOR ROSE GARDEN	826.10
				INV	25X SPRINKLER POPUP HUNTER INST 300MM	508.41
				INV	PIPE-20X MPVC 100MM,5X CL12 80MM	1,505.63
				INV	IRRIGATION FITTINGS FOR BLAIN PARK	236.48
				INV	IRRIGATION FITTINGS FOR BEATON PARK	312.95
				INV	IRRIGATION FITTINGS	429.02
				457.12538	WANDA'S COMMERICAL CLEANING	
				INV	NOV 2010 CLEANING SERVICE	6,105.00
				457.12546	Greenway Enterprises	



CITY OF NEDLANDS

All Payments 1/12/2010 to 31/12/2010

Database: LIVE

Page: 20

<u>Chq/Ref</u>	<u>Pavee</u>	<u>Date</u>	<u>Amount</u>	<u>Tran</u>	<u>Description</u>	<u>Amount</u>
				INV	Wolf weeding hoe	33.79
				INV	PARKS TOOLS AND EQUIPMENT	725.56
				457.12563	AZCLEAR	
				INV	Remove Asbestos John XX3rd Street	550.00
				457.12580	LG NET	
				INV	ADVERT-WORKS COORDINATOR	132.00
				457.12598	LAND FOCUS PTY LTD	
				INV	BROCKWAY/LEMNOS UPGRADE 2/11-2/12/10	242.00
				INV	DESIGN/DOCUMENTATION 2010/11 CAP WKS PROG	5,500.00
				457.1260	CHOICE ONE PTY LTD	
				INV	TEMP STAFF WAGES C BATTLEY 10-14/11/10	783.75
				INV	C BATTLEY 29/11-5/12/10,D SEXTON 29/11-2/12/10	1,786.95
				INV	C BATTLEY 22-28/11/10,D SEXTON 24-25/11/10	1,686.30
				INV	TEMP STAFF WAGES C/BATTLEY 15-21/11/10	577.50
				457.12604	DOMINO'S PIZZA AUST-FORTUNE TREE P/	
				INV	CATERING-STAFF CLEAN UP DAY 29/10/10	455.65
				457.12610	Hallmark Editions Pty Ltd	
				INV	SUBSCRIPTION RENEWAL-CR MAGAZINE	390.00
				457.12622	CHARLES SERVICE COMPANY	
				INV	Tresillian Cleaning Nov 2010	2,176.58
				457.12648	Mt Claremont Newsround	
				INV	17/10-13/11/10 - Newspaper Delivery Mt C Lib	86.28
				457.12658	WICKED WATER WORKS	
				INV	1x Water - NCC	9.50
				INV	2x water Coller Bottles NCC	19.00
				457.12677	Wilson Security	
				INV	OCT 10 SECURITY MOBILE PATROLS	2,281.89
				INV	15-21/11/10 SECURITY PATROLS MTC	462.00
				INV	8-14/10 SECURITY PATROLS MTC	462.00
				INV	22-28/11/10 SECURITY PATROLS MTC	308.00
				INV	1-7/11/10 SECURITY PATROLS MTC	129.49
				457.12733	PARKLANDS TRADING COMPANY	
				INV	4X TRAIL BLAZER 2.7MM, 10X NYLON HEAD MAN FEED	811.00
				457.12735	COMFORT KEEPERS	
				INV	CARE SERVICES 30/11-3/12/10	457.76
				INV	CARE SERVICES 25/11/10	46.13
				INV	11/11/10 LIGHT DOMESTIC ASSISTANCE	46.13
				INV	15 - 19/11/10 DOMESTIC ASSISTANCE	550.01
				457.12754	ARMAGUARD	



CITY OF NEDLANDS

All Payments 1/12/2010 to 31/12/2010

Database: LIVE

Page: 21

<u>Chq/Ref</u>	<u>Pavee</u>	<u>Date</u>	<u>Amount</u>	<u>Tran</u>	<u>Description</u>	<u>Amount</u>
				INV	1 - 26/11/10 SECURITY - DAILY TAKINGS	959.20
			457.12762		BESAM AUSTRALIA PTY LTD	
				INV	EAGLE 6 SAFE SENSORS-MTC C/CNTR DOORS	1,852.40
				INV	AFTER HOURS CALLOUT FOR AUTO DOORS	363.00
			457.12765		PERTHWASTE PTY LTD	
				INV	NOV 2010 WASTE REMOVAL	62,785.49
				INV	WASTE REMOVAL SVCES PRE PAY JAN 11	80,100.66
			457.12820		ERLECTIONS WA	
				INV	Relocate Guardrail - Meriwa Street	1,650.00
			457.12833		MACRI PARTNERS	
				INV	09/10 FINAL AUDIT	10,824.00
				INV	AUDIT JUN-SEP 09 COM COASTCARE REPORT	440.00
				INV	09/10 AUDIT-ROADS TO RECOVERY PROG	1,210.00
			457.12847		LANIER (AUSTRALIA) PTY LTD	
				INV	31/8-16/11/10 COPY CHGS CIT041/4 LIB WK RM	474.19
				INV	31/8-16/11/10 COPY CHGS CIT041/1 COTTAGE	454.87
				INV	COPY CHGS 30/9-31/10/10 CIT041/27 BLDG MAINT	25.44
				INV	Printer Lease	132.00
				INV	31/8/10 Copy Charges CIT041/19 Recep	15.27
				INV	printer lease - Planning	138.60
				INV	30/9/10 Copy Charges CIT041/2 MTC Lib	9.77
				INV	Printer Lease - Bldg Mt & W/Shop	52.80
				INV	30/9/10 Copy charges CIT041/8 Depot	100.20
			457.12884		CY O'CONNOR COLLEGE OF TAFE	
				INV	Municipal Law Enforcement A	330.00
				INV	Municipal Law Enforcement A	330.00
			457.12885		RAECO/CEI PTY LTD	
				INV	LIBRARY STATIONERY	1,897.96
			457.12914		The Worm Shed	
				INV	3X WORM CAFE	620.99
			457.12918		GROUNDS & GARDENS PTY LTD	
				INV	NOV 2010 LAWN MAINTENANCE	9,213.05
			457.12921		ACCESS BRICKPAVING CO	
				INV	Remove & Relay Paving - 4 Ashbridge Rt	1,732.50
			457.12927		THIESS SERVICES PTY LTD	
				INV	STUMP GRINDING	363.00
			457.12928		BIODIVERSAFETY PTY LTD	
				INV	GEOPHYTIC WEED CONTROL HWD RSV	7,599.24
				INV	GRASS CONTROL, SPOT SPRAYING	1,719.96



CITY OF NEDLANDS

All Payments 1/12/2010 to 31/12/2010

Database: LIVE

Page: 22

<u>Chq/Ref</u>	<u>Pavee</u>	<u>Date</u>	<u>Amount</u>	<u>Tran</u>	<u>Description</u>	<u>Amount</u>
				INV	GRASS CONTROL, SPOT SPRAYING	9,628.96
				INV	WEED CONTROL WORKS	216.04
				457.12944	RELIANCE PETROLEUM	
				INV	11008L BP 10 PPM DIESEL	13,726.54
				457.12946	RIVER MIST HOLDINGS PTY LTD	
				INV	Catering-Citizenship Ceremony 27/10/10	1,394.85
				457.12960	ATLANTIC THERAPY SERVICES	
				INV	8 & 12/11/10 DRc Client Services	446.64
				457.12981	COUNTRY KITCHEN CATERING	
				INV	CATERING-30/11/10 COMMITTEE MEETING	740.00
				INV	CATERING-SUST NEDLANDS 6/12/10	340.00
				INV	Catering Traffic Mngt 16/11/10	190.00
				INV	CATERING- 23/11/10 COUNCIL MEETING	740.00
				457.13010	Quick Colourprint	
				INV	2X NAME BADGES	35.90
				INV	Tresillian Term 1 2011 - Booklets	2,999.00
				INV	10500X FLYERS-CITY NEWS DEC 10	2,949.00
				INV	Vinyl Stickers Recycling & Waste	1,550.00
				INV	2X NAME BADGES	38.40
				INV	3X NAME BADGES	53.85
				INV	NAME BADGE - CHRISTIE DOWNIE - TRAVELSMART	19.95
				457.13027	NEAT N' TRIM UNIFORMS PTY LTD	
				INV	CUSTOMER SERVICE STAFF UNIFORMS	381.00
				INV	CUSTOMER SERVICE STAFF UNIFORMS	59.00
				INV	CUSTOMER SERVICE STAFF UNIFORMS	296.00
				INV	CUSTOMER SERVICE STAFF UNIFORMS	176.79
				457.13042	TOTALLY WORKWEAR	
				INV	2X PANTS	98.91
				INV	Safety Clothing/Uniforms	632.55
				457.13048	Mr M J Deal	
				INV	REIMBURSE FUEL 15/11/10-M DEAL	99.96
				457.13093	D & T ASPHALT PTY LTD	
				INV	SUP/LAY ASPHALT - MINORA RD	2,598.75
				INV	SUP/LAY ASPHALT MINORA RD	2,213.75
				INV	SUP/LAY ASPHALT MINORA RD	3,753.75
				INV	SUP/LAY ASPHALT CARRINGTON,WELD,ROCKTON	2,862.09
				INV	SUP/LAY ASPHALT CARRINGTON & WELD	954.26
				INV	SUP/LAY ASPHALT - MINORA RD	1,815.66
				INV	SUP/LAY ASPHALT	924.00



CITY OF NEDLANDS

All Payments 1/12/2010 to 31/12/2010

Database: LIVE

Page: 23

<u>Chq/Ref</u>	<u>Pavee</u>	<u>Date</u>	<u>Amount</u>	<u>Tran</u>	<u>Description</u>	<u>Amount</u>
				INV	SUP/LAY ASPHALT MINORA RD	3,638.25
				457.13095	RENTOKIL INITIAL PTY LTD	
				INV	DEC 10 DEPOT INDOOR PLANT HIRE & SVCE	361.56
				INV	DEC 10 INDOOR PLANT HIRE & MAINT-ADMIN	159.94
				457.13113	ALLERDING & ASSOCIATES	
				INV	PROFESSIONAL SVCES-2 JUTLAND PDE DALK	8,767.05
				457.13123	TOLL PRIORITY	
				INV	MAIL PICK UP & DELIVERY	345.47
				457.13160	RENT A FENCE AUSTRALIA PTY LTD	
				INV	8X MISSING FENCE PANELS	1,930.50
				INV	10/10 REHIRE TEMP FENCE-OLD SWN BWL SITE	508.75
				457.13175	AUST LOCAL GOVERNMENT JOB DIRECTORY	
				INV	ADVERT- 22/11/10 DIRECTOR COMMUNITY & STRATEGY	1,331.00
				457.13176	FINDWISE LOCATION SERVICES	
				INV	LOCATION OF SVCES-GENESTA PK	280.50
				457.13190	RAYSON BOATS	
				INV	DESIGN/MANUFACTURE GATE-TAWARRI JETTY	942.00
				INV	INSTALL ALUMINIUM GATE - TAWARRI JETTY	375.00
				457.13194	AQUARIUM ARTISTS AUSTRALIA	
				INV	OTTO POWER HEAD FOR AQUARIUM	55.50
				INV	NOV 10 AQUARIUM MAINTENANCE	260.00
				457.13202	STONETRADERS PTY LTD	
				INV	3M SPECIAL LAWN MIX DD22235	140.70
				INV	3M3 SPECIAL LAWN MIX DEL TO COLLEGE PK	140.70
				457.13247	TOLL TRANSPORT PTY LTD	
				INV	COURIER SVCES TO ZIPFORM 12/11/10	42.21
				457.13254	Murphy Painting & Decorating	
				INV	PAINTING-N/LIB WK RM & TOILETS	4,790.00
				457.13270	CMA RECYCLING	
				INV	prepaid Globe Collection Carton	126.50
				457.13274	SYRINX ENVIRONMENTAL PTY LTD	
				INV	FAUNA/FLORA SURVEY-BETWEEN LOT4 & SHNTN BSHLND	21,492.02
				INV	PT RES RSV RESTORATION-STAGE 3	35,501.40
				457.13278	LANDFILL GAS AND POWER PTY LTD	
				INV	ELECTRICITY 1/11-1/12/10 ADMIN	3,616.97
				INV	ELECTRICITY 1/10-1/11/10 DEPOT	1,110.42
				457.13287	BROADWAY MARINE BOAT SALES	



CITY OF NEDLANDS

All Payments 1/12/2010 to 31/12/2010

Database: LIVE

Page: 24

<u>Chq/Ref</u>	<u>Pavee</u>	<u>Date</u>	<u>Amount</u>	<u>Tran</u>	<u>Description</u>	<u>Amount</u>
				INV	TAWARRI JETTY CLEANING	495.00
				457.13289	GRAFFITI SYSTEMS AUSTRALIA	
				INV	GRAFFITI REMOVAL NOV 2010	1,757.25
				INV	OCT 10 GRAFFITI REMOVAL	2,532.75
				457.13314	SWEEPCARE AUSTRALIA	
				INV	SWEEP OF CITY OF NEDLANDS 9/11-3/12/10	12,307.87
				INV	ADDITIONAL SWEEPING FOR OCT 2010	4,043.00
				457.13316	SAFETY WORLD	
				INV	BLUEY JACKET 21OZ UNLINED NAVY 102R	98.45
				457.13342	Shawmac Pty Ltd	
				INV	Risk reduction cost ratio analysis	220.00
				457.13345	THE TYLKA FAMILY TRUST	
				INV	METRIC CAF OFFSET RATCHET SPANNER KITS	456.46
				INV	AV1000 KIT AIR PWRD MINI VACUUM	108.11
				457.13369	DATA#3 LIMITED	
				INV	ANTEC AR350 350W ATX POWER SUPPLY	88.00
				INV	Shintaro SDHC 8GB Class 6	20.66
				INV	1X KG748AA NVIDIA QUADRO NVS 290 256MB PCI	181.50
				457.13381	Carrington's Traffic Services	
				INV	TRAFFIC CONTROL OLEARIA LANE	3,612.74
				INV	TRAFFIC CONTROL OLEARIA LANE	1,432.64
				INV	TRAFFIC CONTROL - STANLEY ST	5,110.94
				INV	TRAFFIC CONTROL - DRAINAGE WORKS	2,782.23
				INV	TRAFFIC MNGMNT PLAN - UNDERWOOD AVE	1,300.00
				INV	TRAFFIC MNGMNT- STANLEY ST	5,211.47
				INV	TRAFFIC MNGMNT- CARRINGTON	3,342.82
				INV	TRAFFIC CONTROL-OLEARIA LANE	2,483.00
				INV	TRAFFIC MNGMNT- CARRINGTON	1,266.54
				INV	TRAFFIC MNGMNT- STANLEY ST	2,678.41
				INV	TRAFFIC CONTROL-HOOLEY ST	415.26
				INV	TRAFFIC MNGMNT- UNDERWOOD & SELBY	755.44
				INV	TRAFFIC CONTROL-MONTGOMERY AVE	2,486.74
				INV	TRAFFIC CONTROL STEPHENSON AVE	664.41
				INV	TRAFFIC CONTROL STANLEY ST	768.22
				INV	TRAFFIC CONTROL DRAINAGE WORKS	2,636.89
				457.13384	HARVEY FRESH	
				INV	MILK SUPPLY 27/10/10	64.26
				INV	MILK SUPPLY 1/12/10	64.26
				INV	MILK SUPPLY 8/12/10	64.26



CITY OF NEDLANDS

All Payments 1/12/2010 to 31/12/2010

Database: LIVE

Page: 25

<u>Chq/Ref</u>	<u>Pavee</u>	<u>Date</u>	<u>Amount</u>	<u>Tran</u>	<u>Description</u>	<u>Amount</u>
				457.13412	QUICK CORPORATE AUSTRALIA	
				INV	STATIONERY - NCC	279.73
				INV	25 RM A4 COPY PAPER	137.50
				INV	KITCHEN/STATIONERY SUPPLIES	40.71
				INV	Weekly A4 Paper Delivery	137.50
				INV	PLANNING STATIONERY 17 NOVEMBER 2010	55.53
				INV	RUBBER BANDS 100GM	1.24
				INV	25RM A4 COPY PAPER	137.50
				INV	Stationary	90.48
				INV	Stationary	388.61
				INV	STATIONERY	167.50
				INV	Stationary/ Kitchen Supplies	302.35
				457.13416	Mrs J Day	
				INV	BUSINESS CONTINUITY INSTITUTE MEMBERSHIP	63.13
				457.13489	ARTCRAFT PTY LTD	
				INV	No parking Signs - Royal Show	44.55
				INV	No parking Signs	282.15
				INV	Community, Aged & Pedestrian Signs	177.10
				457.13507	BRIDAL WALTZ	
				INV	TUTOR FEES 6/10/10	120.00
				457.13528	HERRING STORER ACOUSTICS	
				INV	ACOUSTIC CONSULTANCY-NAKED FIG	4,180.00
				457.13534	NU-TRAC RURAL CONTRACTING	
				INV	19/11/10 CLEANING SWANB BEACH	605.00
				457.13559	CHIFLEY BUSINESS SCHOOL	
				INV	PIA PROJECT MNGMNT-C ELDRIDGE 11-12/11/10	899.00
				457.13563	WHITFORD MARQUEE AND PARTY HIRE	
				INV	EQUIPMENT HIRE-STAFF CHRISTMAS PARTY 2010	2,955.50
				457.13570	CIVIC RETICULATION	
				INV	RETIC PIPE CLEANING-MT CLAREMONT	40,092.80
				457.13574	Tarn Reynolds - Faces of Fun	
				INV	FACE PAINTING-2030-FAMILY FUN DAY	260.00
				457.13581	CAPTAIN STIRLING IGA SUPERMARKET	
				INV	CATERING SUPPLIES-25/10/10 W/SHP-PKNG FAC	97.49
				INV	DRC PROVISIONS OCT 10	188.05
				INV	FOOD FOR SUSTAINABLE NEDLANDS MORNING TEA	33.94
				INV	CATERING SUPPLIES-DEBRIEF 24/11/10	111.58
				INV	CATERING SUPPLIES-MARINA'S FAREWELL	83.64
				INV	CATERING SUPPLIES-DEBRIEF SEP 10	75.11



CITY OF NEDLANDS

All Payments 1/12/2010 to 31/12/2010

Database: LIVE

Page: 26

<u>Chq/Ref</u>	<u>Pavee</u>	<u>Date</u>	<u>Amount</u>	<u>Tran</u>	<u>Description</u>	<u>Amount</u>
				INV	CATERING FOR DEPOT TEAM BRIEF/FAREWELL	197.84
				INV	CATERING SUPPLIES-CRP SVCES TEAM LUNCH	48.48
				INV	FOOD FOR DEVELOPMENT SERVICES MORNING TEA	121.20
				INV	CATERING SUPPLIES-LIBRARY	348.92
				457.13595	Intersectional Linemarkers Pty Ltd	
				INV	LINE MARKING-NAKED FIG	354.20
				INV	LINE MARKING-HWD EARLY LEARNING C/PK	781.00
				457.13597	Richard Chamberlain Golf Course Des	
				INV	INSPECT/REPORT - RISK ASSESSMENT	5,500.00
				457.13600	Credit Management Personnel Pty Ltd	
				INV	PERMANENT STAFF PLACEMENT-S AULIN	7,587.80
				457.13601	Sydney Tools Pty Ltd	
				INV	TAMAYA ROLLER PLANIMETER 9319082069623	1,220.00
				457.13608	Dream Catcha Productions	
				INV	SOUND SYSTEM FOR STAFF CHRISTMAS PARTY	423.50
				457.13613	Community West (Inc)	
				INV	SENIOR FIRST AID - SALLY HORLEY 30/10/10	72.50
				457.13616	MacDougall Reprographics	
				INV	HP INK CARTRIDGES & PRINTHEAD	331.77
				457.13621	Northside Car Detailers	
				INV	CAR DETAILING - HOLDEN CRUZE - PLANNING	180.00
				457.13625	Active Games & Entertainment	
				INV	GAMES HIRE - NEDLANDS CHRISTMAS PARTY	801.00
				457.13629	Bold Public Relations	
				INV	CONSULTANCY FEES FOR NOVEMBER 2010 - RTG	4,826.25
				457.13635	Conny's Comedy Company Pty Ltd	
				INV	PROCC XMAS PARTY ENTERTAINMENT 2010	220.00
				457.1447	CJD EQUIPMENT PTY LTD	
				INV	RPLCE FUEL FILTER HOUSING & FUEL PIPE	389.07
				457.1751	CONSTABLE CARE CHILD SAFETY FOUNDAT	
				INV	LIFE SKILLS PROG X17, 109X W/BOTTLES,75 FRISBIES	6,050.00
				457.1800	COVENTRYS	
				INV	RUBBING COMPOUND, KITTEN GLO-WASH 4X	29.92
				457.2075	LANDGATE	
				INV	TITLE SEARCHES NOV 2010	276.50
				457.2257	ELLENBY TREE FARM	
				INV	2X 75L JACARANDA MIMOSAEOFOLIA PURPLE	638.00
				INV	6X 75L HYMENOSPORUM FLAVUM NATIVE FRANGIPANI	1,738.00



CITY OF NEDLANDS

All Payments 1/12/2010 to 31/12/2010

Database: LIVE

Page: 27

<u>Chq/Ref</u>	<u>Pavee</u>	<u>Date</u>	<u>Amount</u>	<u>Tran</u>	<u>Description</u>	<u>Amount</u>
			457.2284		ENZED PERTH	
				INV	REPLACE 2 WIRE HYD FEED HOSES C/W FITTINGS	384.53
				INV	RPLC TORN HYD HOSES,COVER IN SPIRAL WRAP	530.71
			457.2600		FORPARK AUSTRALIA	
				INV	SAFETY PANEL, STEERING WHEEL PLASTIC PANEL	290.40
			457.2685		GALLERY 360 PTY LTD	
				INV	FRAMING BRIAN SIMMONDS ART FOR AUCTION	260.00
			457.350		AUST INSTITUTE OF MANAGEMENT	
				INV	M CULHANE- CUSTOMER SVCE 6/12/10	470.00
			457.3615		JJ CLEANING PTY LTD	
				INV	NOV 2010 CLEANING - NCC	1,996.50
			457.3616		J & K HOPKINS	
				INV	CATHEDRAL WHITEBOARD 1200X900 CTC 1209	99.00
				INV	TESTAROSA H/BACK BLACK LEATHER CHAIR	349.00
			457.3660		HARBOTTLE ON-PREMISE	
				INV	10CTN HYLAS SPR/WTR STILL PET 600ML	118.50
			457.367		AUSNET INDUSTRIES	
				INV	Remove&Replace Basketball rings Allen Park&MtC	1,353.00
			457.380		Australian Taxation Office	
				INV	Payroll Deduction	63,879.49
				INV	Payroll Deduction	364.00
				INV	Payroll Deduction	1,768.00
			457.4037		LANDSCAPE DEVELOPMENT	
				INV	AUG 2010 LANDSCAPE MAINT	5,075.40
				INV	JULY 2010 LANDSCAPE MAINT	5,075.40
				INV	SEP 2010 LANDSCAPE MAINT	5,075.40
				INV	OCT 2010 LANDSCAPE MAINT	5,075.40
				INV	NOV 10 LANDSCAPE MAINTENANCE	5,075.40
			457.4040		The Lane Bookshop	
				INV	VARIOUS BOOKS	66.35
				INV	VARIOUS BOOKS	11.96
				INV	VARIOUS BOOKS	11.96
				INV	VARIOUS BOOKS	54.39
			457.4120		LIGHTNING LAUNDRY	
				INV	LAUNDRY SERVICE OCT 2010 PROCC	342.00
			457.4150		LO-GO Appointments	
				INV	W/E 20/11/10 M ROACH CASUAL STAFF	1,892.00
				INV	W/E 20/11/10 G CASTLE CASUAL STAFF	1,589.28
				INV	W/E 27/11/10 M ROACH CASUAL STAFF	1,892.00



CITY OF NEDLANDS

All Payments 1/12/2010 to 31/12/2010

Database: LIVE

Page: 28

<u>Chq/Ref</u>	<u>Pavee</u>	<u>Date</u>	<u>Amount</u>	<u>Tran</u>	<u>Description</u>	<u>Amount</u>
				INV	W/E 20/11/10 M DOUGHENY CASUAL STAFF	1,589.28
			457.4440		McDOWALL AFFLECK PTY LTD	
				INV	PUBLIC CONSULTATION NOV 2010-ADAMS RD	2,123.00
			457.4500		MCLEODS BARRISTERS & SOLICITORS	
				INV	PARKING LOCAL LAW REVIEW 28512	1,597.20
				INV	UNCOMPLETED BLDG-59 MAYFAIR ST,MTC 28553	366.80
				INV	SWANB BCH PROPOSAL-19449	1,002.79
				INV	LEASE-SWANB NEDLANDS SURF LIFESAVING CLUB	1,224.26
				INV	SOAK WELL AT 13 CHARLES LANE, MT CLAREMONT	578.05
			457.4548		MICROCOM PTY LTD	
				INV	Hire 4x Road Side Units	611.60
			457.4660		MODERN TEACHING AIDS PTY LTD	
				INV	ART AND CRAFT MATERIALS	230.78
			457.4945		SHEPPARD'S NEWSROUND	
				INV	NEWSPAPER DELIVERY 7/11-4/12/10	32.32
			457.4959		NEDLANDS TYRE SERVICE	
				INV	COMPUTER WHEEL ALIGNMENT,ROTATE,BAL,RPR	113.00
				INV	TYRES 4X 215/70R16 113T S-ATR WL	1,293.00
				INV	TYRES 2X ADV 11L-16 I-2 IND RIB	706.00
				INV	TYRES 4X 215/60R17 96H RA23	988.00
				INV	TYRES 1X 165R 13 8PR GT MAXMILER 94/93N	117.00
			457.4972		NEVERFAIL WA PTY LTD	
				INV	SPRINGWATER 13X 15L BOTTLES	148.20
				INV	SPRINGWATER 2X 15L WATER BOTTLE	26.05
				INV	SPRINGWATER 14X 15L BOTTLES	159.60
			457.5080		OCE AUSTRALIA LTD	
				INV	PLAN COPY BASIC CHG DEC 10	71.04
				INV	2 ROLL BLK LABEL PPC 841MMX150MM	141.04
				INV	PLAN COPIER CHG NOV 10, COPY CHGS OCT 10	86.46
			457.5120		OFFICE LINE	
				INV	OFFICE FURNITURE	2,118.60
			457.540		Baileys Fertilisers	
				INV	BEST TURF GOLD 22.68KG + SPREADING	10,998.23
			457.5687		PRINTSOURCE DESIGN SERVICE	
				INV	5000LG WINDOW ENV, 20 PLYGRND RPR BOOKS	1,072.50
			457.5970		Holcim (Australia) Pty Ltd	
				INV	UNIV COMBINED D/SLAB 6X	1,379.40
			457.6020		RICHARDS ELECTRICAL RETRAVISION	
				INV	VACUUM CLEANER M07164110 + BAGS	400.00



CITY OF NEDLANDS

All Payments 1/12/2010 to 31/12/2010

Database: LIVE

Page: 29

<u>Chq/Ref</u>	<u>Pavee</u>	<u>Date</u>	<u>Amount</u>	<u>Tran</u>	<u>Description</u>	<u>Amount</u>
			457.6500		SKIPPER TRUCK PARTS	
				INV	FAN,HEATER BLOWER - 116193	182.91
				INV	BELT,ALTERNATOR,BELT-A/C 116198	117.90
				INV	COMPRESSOR & CLUTCH ASSY,A/C 116198	2,130.55
			457.6540		SNAP PRINTING	
				INV	4X PLAN PRINTING A1 REDUCED TO A3	15.75
			457.6747		STRUCETERRE CONSULTING ENGINEERS	
				INV	COMPACTION TEST - ROCHDALE RO	134.20
			457.741		BOYAN ELECTRICAL SERVICES	
				INV	ELECTRICAL MAINTENANCE - NED LIBRARY	176.00
				INV	JC SMITH SAFETY CERTIFICATE	82.50
				INV	RPLCD 3 FAULTY LAMPS-FORESHORE 1	390.23
				INV	ADELMA RD DALK-RPLCD LAMP & PE CELL	557.70
				INV	RPR VANDALISED LIGHTING-MASONS GDNS	1,488.30
				INV	BLISTER ISLAND-ESPLANADE-RCD & PE CELL	1,038.40
				INV	SUP/INSTAL SMOKE DECTECTORS-JC SMITH PAV	143.00
				INV	SWANB H/SCHL-LANEWAY-RESET TIME CLOCK,C/BRKR	165.00
				INV	ELECT MAINT-PRINCESS/BRUCE R-A-BOUT	477.40
				INV	MTC TENNIS-RPLCD LAMP	556.60
				INV	RPLCD SWITCHBOARD-ADMIN COTTAGE	2,389.00
				INV	ELECTRICAL MAINTENANCE - DEPOT	95.70
				INV	RPLCD/RPR LIGHTS AT COLLAGE PARK	992.20
				INV	ELECT MAINT - SWANB BCH	1,864.50
			457.75		ACROD PARKING PROGRAM	
				INV	2011 ORGANISATION ACROD PERMIT 15X	247.50
			457.760		BREALEY PLUMBING SERVICE	
				INV	Service Drinking fountian @ Birdwood reserve	126.50
				INV	REMOVE/REINSTALL PAN TO CLEAR BLOCKAGE	258.50
				INV	RPLCD BROKEN PART IN CISTERN-J LECKIE	181.50
				INV	SUP/INSTALL NEW SINK & PIPEWORK-N/LIB	1,633.50
			457.7840		FIRE & EMERGENCY SVCES AUTHORITY OF	
				INV	2010/11 ESL QUARTER 2 - OPTION B	736,903.03
			457.7990		WA TREASURY CORPORATION	
				INV	#178 JAN 2011 LOAN REPAYMENT	25,014.50
			457.800		Brown McAllister Surveyors	
				INV	UNDERGROUND SCVE DETECTION/SURVEY MTC OVAL	3,509.00
			457.8010		CORPORATE EXPRESS AUSTRALIA LTD	



CITY OF NEDLANDS

All Payments 1/12/2010 to 31/12/2010

Database: LIVE

Page: 30

<u>Chq/Ref</u>	<u>Pavee</u>	<u>Date</u>	<u>Amount</u>	<u>Tran</u>	<u>Description</u>	<u>Amount</u>
				INV	STATIONERY/KITCHEN SUPPLIES-DEPOT	432.96
				INV	KITCHEN SUPPLIES	89.24
				INV	SAFETY GLASSES-ALLURE LOW/IMP BROWN	32.71
				INV	STATIONERY - FINANCE	71.19
				INV	2CT BUNDABERG DIET GINGER BEER 340ML	84.02
				INV	SAFETY GLASSES 611 BLK FRAME	34.01
				INV	2X 3M CLOTH GAFFA TAPE SILVER	23.58
				INV	STATIONERY/KITCHEN SUPPLIES	375.99
				457.8110	WATTLEUP TRACTORS	
				INV	4000HR-MATERIALS,LABOUR & 2X WHEEL RIMS	3,107.05
				INV	OIL,AIR & REFLECT LIGHTS,DECK CUTTING BLADES	1,352.90
				457.8170	Westcare Industries	
				INV	Return & Outward Lables	65.45
				INV	50 Pamphlet boxes	602.80
				457.8180	CITY TOYOTA	
				INV	6X ENGINE OIL FILTER	106.46
				457.8240	Western Educting Service	
				INV	8.5 JETTING 23/11/10	1,355.75
				INV	8.5 JETTING 15/11/10 JOHN XX111	1,355.75
				INV	8.5 JETTING 10/11/10 JOHN XXIII	1,355.75
				INV	BULK RUBBISH COLLECTION AREA 8	13,313.30
				INV	8.5 JETTING 23/11/10 JOHN XXIII	1,355.75
				INV	BULK RUBBISH COLLECTION-AREA 7	5,927.68
				INV	8.5 JETTING 9/11/10 VARIOUS LOCATIONS	1,355.75
				INV	Hard & Green Waste Collection 1&5/11/10	6,940.23
				INV	E-Watse Collection from CON	396.76
				INV	8 JETTING 25/11/10	1,276.00
				INV	Hardwatse Collection 29/10/10 only	2,065.25
				457.8242	West Metro Regional Council	
				INV	WASTE DISPOSAL 1 - 3/12/10	12,243.61
				INV	WASTE DISPOSAL 22 - 30/11/10	42,747.01
				INV	E-WASTE RECYCLING 1855KG	1,326.33
				INV	SITA HAULAGE CHRG-SMASHED E-WASTE	132.00
				457.8450	WURTH AUSTRALIA PTY LTD	
				INV	12X A/COND DISINFECTANT	250.88
				457.860	BUNNINGS GROUP LIMITED	
				INV	BUILDING SUPPLIES	39.16
				INV	BUILDING SUPPLIES	106.61
				INV	BUILDING SUPPLIES	189.05



CITY OF NEDLANDS

All Payments 1/12/2010 to 31/12/2010

Database: LIVE

Page: 31

<u>Chq/Ref</u>	<u>Pavee</u>	<u>Date</u>	<u>Amount</u>	<u>Tran</u>	<u>Description</u>	<u>Amount</u>
				INV	BUILDING SUPPLIES	65.45
				INV	BUILDING SUPPLIES	20.28
				INV	BUILDING SUPPLIES	26.64
				INV	BUILDING SUPPLIES	25.37
				INV	BUILDING SUPPLIES	37.37
				INV	BUILDING SUPPLIES	39.89
				INV	BUILDING SUPPLIES	20.28
				INV	BUILDING SUPPLIES	5.27
				INV	BUILDING SUPPLIES	12.83
				INV	BUILDING SUPPLIES	9.46
				INV	BUILDING SUPPLIES	6.29
				INV	BUILDING SUPPLIES	13.61
				INV	MATERIALS FOR BUSHCARE	68.09
				INV	BUILDING SUPPLIES	17.70
				INV	BUILDING SUPPLIES	21.52
				INV	BUILDING SUPPLIES	96.00
				INV	BUILDING SUPPLIES	6.74
				INV	MATERIALS FOR BUSHCARE	87.97
				INV	BUILDING SUPPLIES	14.74
				INV	BUILDING SUPPLIES	14.00
				INV	HAMMER CLUB 1.35KG, 1L EXT PAINT GREEN	66.27
				INV	BUILDING SUPPLIES	34.29
				INV	BUILDING SUPPLIES	22.67
				INV	MATERIALS FOR BUSHCARE	89.98
				INV	BUILDING SUPPLIES	160.56
				INV	BUILDING SUPPLIES	158.63
				INV	BUILDING SUPPLIES	4.51
				INV	BUILDING SUPPLIES	21.48
				INV	BUILDING SUPPLIES	53.33
				INV	BUILDING SUPPLIES	289.75
				INV	BUILDING SUPPLIES	80.49
				INV	BUILDING SUPPLIES	40.90
				INV	BUILDING SUPPLIES	21.90
				INV	BUILDING SUPPLIES	53.34
				INV	BUILDING SUPPLIES	9.16
				INV	BUILDING SUPPLIES	76.39
				INV	BUILDING SUPPLIES	82.22
				INV	BUILDING SUPPLIES	58.68
				INV	BUILDING SUPPLIES	52.41



CITY OF NEDLANDS

All Payments 1/12/2010 to 31/12/2010

Database: LIVE

Page: 32

<u>Chq/Ref</u>	<u>Pavee</u>	<u>Date</u>	<u>Amount</u>	<u>Tran</u>	<u>Description</u>	<u>Amount</u>
				INV	BUILDING SUPPLIES	162.58
			457.8689		Thalia Stewart	
				INV	WA POLICE NPC APPLICATION	53.70
			457.8720		Totally Confidential Records Manage	
				INV	11/10 RECORD STORAGE/RETRIEVAL/DESTRUCTION	1,136.09
			457.8759		MP Electrolocation	
				INV	SCANNING FOR CONSEALED SVCES-ABERDARE RD	462.00
				INV	SCANNING FOR CONSEALED SVCES-SHANN ST	905.00
				INV	SCANNING FOR CONSEALED SVCES-MOORO DVE	275.00
				INV	SCANNING FOR CONSEALED SVCES-JAMES ST	462.00
			457.8762		Seton Australia	
				INV	5PK DURAGUARD ASSET LABELS 38X19MM	959.53
			457.880		BUNZL LIMITED	
				INV	TOILET SUPPLIES/PLASTIC CUPS	212.52
			457.897		Cabcharge Australia Limited	
				INV	Tax fares	40.30
				INV	Service Fee	6.00
			457.9872		CIVICA PTY LTD	
				INV	MS - DR & ADMIN SVCES JAN 11	7,656.00
			457.9876		PRIESTMAN & SHARP	
				INV	INS EXCESS CLAIM 633061051TB 1DBX997	1,000.00
				INV	INS EXCESS CLAIM 633061045TB 1DCE940	1,000.00
			457.9960		AUSRECORD	
				INV	RECORDS STATIONERY	146.88
Total EFT			-			-\$3,289,049.05
TOTAL PAYMENTS			-			-\$3,673,920.05