



City of Nedlands

# ***Minutes***

## ***Special Council Meeting***

***27 June 2011***

### ***ATTENTION***

***These minutes are subject to confirmation.***

Prior to acting on any resolution of the Council contained in these minutes, a check should be made of the Ordinary Council Meeting next following this meeting to ensure that there has not been a correction made to any resolution.

## Table of Contents

Declaration of Opening .....	3
Present and Apologies and Leave Of Absence (Previously Approved) .....	3
1. Public Question Time .....	4
2. Addresses by Members of the Public.....	4
3. Disclosures of Financial Interest .....	4
3.1 Mayor Froese – Item 6.1 - 2011/12 Capital Works Budget - Road Improvements and Traffic Management – Elizabeth and Tyrell Streets Nedlands.....	4
3.2 Councillor Somerville-Brown – Item 6.1 - 2011/12 Capital Works Budget - Road Improvements and Traffic Management – Elizabeth and Tyrell Streets Nedlands .....	5
3.3 Councillor Collins – Item 6.2 - 2011/12 Capital Works Budget - Ovals and Reserves Improvements – New Court Gardens .....	5
4. Disclosures of Interests Affecting Impartiality.....	5
5. Declarations by Members That They Had Not Given Due Consideration to Papers.....	5
6. Items for Discussion.....	5
6.1 2011/12 Capital Works Budget - Road Improvements and Traffic Management – Elizabeth and Tyrell Streets Nedlands.....	6
6.2 2011/12 Capital Works Budget - Ovals and Reserves Improvements – New Court Gardens.....	9
6.3 Adoption of the 2011/12 Annual Budget.....	12
Declaration of Closure .....	21

## City of Nedlands

**Minutes of a Special meeting of Council held in the Council Chambers, Nedlands on Monday 27 June 2011 at 6.32 pm for the purpose of adopting the 2011/2012 annual budget.**

---

### **Declaration of Opening**

The Presiding Member declared the meeting open at 6.32 pm and drew attention to the disclaimer below.

(NOTE: Council at its meeting on 24 August 2004 resolved that should the meeting time reach 11.00 p.m. the meeting is to consider an adjournment motion to reconvene the next day).

### **Present and Apologies and Leave Of Absence (Previously Approved)**

<b>Councillors</b>	Her Worship the Mayor, S A Froese	(Presiding Member)
	Councillor K E Collins	Coastal Districts Ward
	Councillor N B J Horley	Coastal Districts Ward
	Councillor K A Smyth	Coastal Districts Ward
	Councillor I S Argyle	Dalkeith Ward
	Councillor R M Hipkins	Dalkeith Ward
	Councillor M S Negus	Dalkeith Ward
	Councillor J D Bell	Hollywood Ward
	Councillor R M Binks	Hollywood Ward
	Councillor B G Hodsdon	Hollywood Ward
	Councillor M L Somerville-Brown	Melvista Ward
	Councillor I Tan	Melvista Ward

<b>Staff</b>	Mr GT Foster	Chief Executive Officer
	Mr M Cole	Director Corporate Services
	Mr I Hamilton	Director Technical Services
	Ms D Blake	Director Community & Strategy
	Ms S Love	Executive Assistant
	Ms N Borowicz	Executive Assistant

**Public** There were 2 members of the public present, including Rajah Senathirajah, Manager Finance.

**Press** The Post Newspaper representative.

**Leave of Absence** Nil.  
**(Previously Approved)**

**Apologies** Ms C Eldridge Director Development Services

**Absent** Councillor B Tyson Melvista Ward

## **Disclaimer**

No responsibility whatsoever is implied or accepted by the City of Nedlands for any act, omission or statement or intimation occurring during Council or Committee meetings. City of Nedlands disclaims any liability for any loss whatsoever and howsoever caused arising out of reliance by any person or legal entity on any such act, omission or statement or intimation occurring during Council or Committee meetings. Any person or legal entity who acts or fails to act in reliance upon any statement, act or omission made in a Council or Committee meeting does so at that person's or legal entity's own risk.

In particular and without derogating in any way from the broad disclaimer above, in any discussion regarding any planning application or application for a licence, any statement or intimation of approval made by a member or officer of the City of Nedlands during the course of any meeting is not intended to be and is not to be taken as notice of approval from the City of Nedlands. The City of Nedlands warns that anyone who has any application lodged with the City of Nedlands must obtain and should only rely on written confirmation of the outcome of the application, and any conditions attaching to the decision made by the City of Nedlands in respect of the application.

The City of Nedlands wishes to advise that any plans or documents contained within this agenda may be subject to copyright law provisions (*Copyright Act 1968, as amended*) and that the express permission of the copyright owner(s) should be sought prior to their reproduction.

It should be noted that Copyright owners are entitled to take legal action against any persons who infringe their copyright. A reproduction of material that is protected by copyright may represent a copyright infringement.

### **1. Public Question Time**

Nil.

### **2. Addresses by Members of the Public**

Nil.

### **3. Disclosures of Financial Interest**

The Presiding Member reminded Councillors and Staff of the requirements of Section 5.65 of the *Local Government Act* to disclose any interest during the meeting when the matter is discussed.

#### **3.1 Mayor Froese – Item 6.1 - 2011/12 Capital Works Budget - Road Improvements and Traffic Management – Elizabeth and Tyrell Streets Nedlands**

Mayor Froese disclosed a financial interest in Item 6.1 - 2011/12 Capital Works Budget - Road Improvements and Traffic Management –

Elizabeth and Tyrell Streets Nedlands, her interest being that she owns property in close proximity and the value of her property may be affected. She advised that she would leave the meeting during this matter and that the Deputy Mayor would assume the role of Presiding Member during that time.

**3.2 Councillor Somerville-Brown – Item 6.1 - 2011/12 Capital Works Budget - Road Improvements and Traffic Management – Elizabeth and Tyrell Streets Nedlands**

Councillor Somerville-Brown disclosed a financial interest in Item 6.1 - 2011/12 Capital Works Budget - Road Improvements and Traffic Management – Elizabeth and Tyrell Streets Nedlands, his interest being that he owns property in Tyrell Street. He advised that he would leave the meeting during this matter.

**3.3 Councillor Collins – Item 6.2 - 2011/12 Capital Works Budget - Ovals and Reserves Improvements – New Court Gardens**

Councillor Collins disclosed a financial interest in Item 6.2 - 2011/12 Capital Works Budget - Ovals and Reserves Improvements – New Court Gardens, his interest being that he lives across the street from New Court Gardens. In accordance with Standing Orders 5.2 Councillor Collins requested that he be allowed to be present during the discussion and decision making procedure related to the matter, but would not participate in any way.

**4. Disclosures of Interests Affecting Impartiality**

The Presiding Member reminded Councillors and Staff of the requirements of Council's Code of Conduct in accordance with Section 5.103 of the *Local Government Act*.

There were no disclosures of interest affecting impartiality.


**5. Declarations by Members That They Had Not Given Due Consideration to Papers**

Nil.

**6. Items for Discussion**

Note: Regulation 11(da) of the *Local Government (Administration) Regulations 1996* requires written reasons for each decision made at the meeting that is significantly different from the relevant written recommendation of a committee or an employee as defined in section 5.70, but not a decision to only note the matter or to return the recommendation for further consideration.

**6.1 2011/12 Capital Works Budget - Road Improvements and Traffic Management – Elizabeth and Tyrell Streets Nedlands**

<b>Applicant</b>	City of Nedlands
<b>Owner</b>	City of Nedlands
<b>Officer</b>	Rajah Senathirajah – Manager Finance
<b>Director</b>	Michael Cole – Director Corporate Services
<b>Director Signature</b>	
<b>File ref.</b>	FIN/003-13
<b>Previous Item No's</b>	Nil.
<b>Disclosure of Interest</b>	No officer involved in the preparation of this report had any interest which required it to be declared in accordance with the provisions of the Local Government Act (1995).

Disclosure of Interest

**Mayor Froese** disclosed a financial interest in Item 6.1 - 2011/12 Capital Works Budget - Road Improvements and Traffic Management – Elizabeth and Tyrell Streets Nedlands, her interest being that she owns property in close proximity and the value of her property may be affected. She advised that she would leave the meeting during this matter and that the Deputy Mayor would assume the role of Presiding Member during that time.

**Councillor Somerville-Brown** disclosed a financial interest in Item 6.1 - 2011/12 Capital Works Budget - Road Improvements and Traffic Management – Elizabeth and Tyrell Streets Nedlands, his interest being that he owns property in Tyrell Street. He advised that he would leave the meeting during this matter.

Mayor Froese and Councillor Somerville-Brown left the meeting at 6.36 pm and Councillor Hipkins assumed the role of Presiding Member.

**Regulation 11(da) – Not applicable – Recommendation adopted.**

Moved – Councillor Negus  
 Seconded – Councillor Binks

**That the Committee Recommendation is adopted.**  
 (Printed below for ease of reference)

**CARRIED 9/1  
 (Against: Cr. Hipkins)**

**Council Resolution / Committee Recommendation / Recommendation to Committee**

**Council approves minor works, a Backspot Funded project, at the corner of Elizabeth and Tyrell Streets Nedlands for an amount of \$33,000, in the Roads section in the overall Capital Works Program for 2011/12.**

**Purpose**

A number of Elected Members have previously declared a proximity interest in proposed road improvement and traffic management works at the intersection of Elizabeth and Tyrell Streets. To enable these Elected Members to participate in the discussions on the Adoption of the 2011/12 Annual Budget, it is necessary to separate this item from the main Budget.

**Strategic Plan**

- KFA 1 Infrastructure
  - To provide functional infrastructure in order to enable:
    - Safe, efficient and effective transport systems; and
    - Passive and active recreational opportunities.
  - 1.2 Design and construct infrastructure in accordance with Australian standards and guidelines.
- KFA 5 Governance
  - To ensure that the processes of Local Government are delivered responsibly and in a transparent and consistent manner
  - 5.1 Manage the City's resources in a sustainable and responsible manner.
  - 5.6 Ensure compliance with statutory requirements and guidelines.

The proposed works have been designed in accordance with Australian standards and guidelines. In addition, the draft Budget has been prepared to ensure the City manages its resources in a sustainable and responsible manner as well as ensuring the City meets its statutory requirements.

**Background**

A number of Elected Members have previously declared a financial interest in this project and have left the meeting during discussions on the item. To enable these Elected Members to participate in the discussions on the Adoption of the 2011/12 Annual Budget, it is necessary to separate this item from the main Budget.

### **Proposal Details**

The proposal involves minor changes to the intersection of Elizabeth and Tyrell Streets Nedlands with the installation of median islands on Tyrell Street. These works have been endorsed by the Traffic Management Committee for inclusion in the draft Budget for 2011/12.

### **Consultation**

Required by legislation Yes  No

Required by City of Nedlands policy Yes  No

Consultation has taken place in relation to the preparation of the draft Annual Budget for 2011/12, including 4 (four) workshops conducted with Elected Members. The consensus views from these workshops have been incorporated into the final draft.

### **Legislation**

The Local Government 1995 Part 6, Division 2 applies to the preparation and adoption of the annual budget. Council is required to adopt its budget for the 2011/12 financial year between 1 June 2011 and 31 August 2011.

### **Budget/financial implications**

Budget and Financial

Funding for this project is included in the draft Capital Works Budget for 2011/12.

### **Risk Management**

The proposed works address risk by improving the visibility for motorists approaching this intersection.

### **Discussion**

To enable Elected Members who have previously declared a proximity interest in proposed road improvement and traffic management works at the intersection of Elizabeth and Tyrell Streets to participate in the discussions on the Adoption of the 2011/12 Annual Budget, it is necessary to separate this item from the main Budget.

### **Conclusion**

Council is requested to approve this project for inclusion in the overall Capital Works Budget for 2011/12.




**Attachments**

Nil.

Mayor Froese and Councillor Somerville-Brown returned to the meeting and Mayor Froese assumed the role of Presiding Member at 6.37 pm.

**6.2 2011/12 Capital Works Budget - Ovals and Reserves Improvements – New Court Gardens**

<b>Applicant</b>	City of Nedlands
<b>Owner</b>	City of Nedlands
<b>Officer</b>	Rajah Senathirajah – Manager Finance
<b>Director</b>	Michael Cole – Director Corporate Services
<b>Director Signature</b>	
<b>File ref.</b>	FIN/003-13
<b>Previous Item No's</b>	Nil
<b>Disclosure of Interest</b>	No officer involved in the preparation of this report had any interest which required it to be declared in accordance with the provisions of the Local Government Act (1995).

Disclosure of Interest

**Councillor Collins** disclosed a financial interest in Item 6.2 - 2011/12 Capital Works Budget - Ovals and Reserves Improvements – New Court Gardens, his interest being that he lives across the street from New Court Gardens. In accordance with Standing Orders 5.2 Councillor Collins requested that he be allowed to be present during the discussion and decision making procedure related to the matter, but would not participate in any way.

Councillor Collins left the meeting at 6.38 pm

Moved – Councillor Negus  
 Seconded – Councillor Hipkins

**That Councillor Collins be permitted to be present during the discussion and decision making procedure for item 6.2 - 2011/12 Capital Works Budget - Ovals and Reserves Improvements – New Court Gardens but not participate in any way.**

**CARRIED UNANIMOUSLY 11/-**

Councillor Collins returned to the meeting and joined the public gallery at 6.39 pm.

**Regulation 11(da) – Note applicable – Recommendation adopted.**

Moved – Councillor Negus  
Seconded – Councillor Hipkins

**That the Committee Recommendation is adopted.**

(Printed below for ease of reference)

**CARRIED UNANIMOUSLY 11/-**

**Council Resolution / Recommendation to Council**

**Council approves minor works under the Ovals and Reserves Improvements section in the overall Capital Works Program for 2011/12 for New Court Gardens for an amount of \$26,100.**

**Purpose**

During discussions on the draft Budget at the Budget Committee meeting, it became apparent that an Elected Member may have a proximity interest in proposed minor works at New Court Gardens in Mt Claremont. To enable all Elected Members to participate in the discussions on the Adoption of the 2011/12 Annual Budget, it is necessary to separate this item from the main Budget.

**Strategic Plan**

- KFA 1 Infrastructure  
To provide functional infrastructure in order to enable:
- Safe, efficient and effective transport systems; and
  - Passive and active recreational opportunities.
- 1.2 Design and construct infrastructure in accordance with Australian standards and guidelines.
- KFA 5 Governance  
To ensure that the processes of Local Government are delivered responsibly and in a transparent and consistent manner
- 5.1 Manage the City's resources in a sustainable and responsible manner.
- 5.6 Ensure compliance with statutory requirements and guidelines.

The proposed works have been designed in accordance with Australian standards and guidelines. In addition, the draft Budget has been prepared to ensure the City manages its resources in a sustainable and

responsible manner as well as ensuring the City meets its statutory requirements.

### **Background**

At their meeting of 27 April 2011, Council resolved that the gardens beds in the upper part of New Court Gardens be planted with roses similar to those already growing in the lower bed. Following an examination of the upper beds at New Court Gardens, Administration has determined that the limestone walls are in need of repair and the garden beds need renewal.

During discussions on the draft Budget at the Budget Committee meeting, it became apparent that an Elected Member may have a proximity interest in proposed minor works at New Court Gardens in Mt Claremont. To enable all Elected Members to participate in the discussions on the Adoption of the 2011/12 Annual Budget, it is necessary to separate this item from the main Budget.

### **Proposal Details**

The proposal involves repairs to limestone walls and the renewal of garden beds at New Court Gardens in Mt Claremont. The estimated cost for the total project is \$26,100.

### **Consultation**

Required by legislation Yes  No

Required by City of Nedlands policy Yes  No

Consultation has taken place in relation to the preparation of the draft Annual Budget for 2011/12, including 4 (four) workshops conducted with Elected Members. The consensus views from these workshops have been incorporated into the final draft.

### **Legislation**

The Local Government 1995 Part 6, Division 2 applies to the preparation and adoption of the annual budget. Council is required to adopt its budget for the 2011/12 financial year between 1 June 2011 and 31 August 2011.

### **Budget/financial implications**

Budget and Financial

Funding for this project is included in the draft Capital Works Budget for 2011/12.

**Risk Management**

The proposed works address risk by improving the visibility for motorists approaching this intersection.

**Discussion**

To enable Elected Members who have a proximity interest in proposed capital works to participate in the discussions on the overall Adoption of the 2011/12 Annual Budget, it is necessary to separate this item from the main Budget.

**Conclusion**


Council is requested to approve this project for inclusion in the overall Capital Works Budget for 2011/12.

**Attachments**

Nil.

Councillor Collins rejoined the meeting at 6.40 pm

**6.3 Adoption of the 2011/12 Annual Budget**

<b>Applicant</b>	City of Nedlands
<b>Owner</b>	City of Nedlands
<b>Officer</b>	Rajah Senathirajah – Manager Finance
<b>Director</b>	Michael Cole – Director Corporate Services
<b>Director Signature</b>	
<b>File ref.</b>	FIN/003-13
<b>Previous Item No's</b>	Nil
<b>Disclosure of Interest</b>	No officer involved in the preparation of this report had any interest which required it to be declared in accordance with the provisions of the <i>Local Government Act 1995</i> .

**Regulation 11(da) – Note Applicable – Recommendation adopted.**

Moved – Councillor Negus

Seconded – Councillor Somerville-Brown

**That the Committee Recommendation is adopted.**

(Printed below for ease of reference)

**CARRIED 10/2  
(Against: Crs. Argyle & Hipkins)**

**Council Resolution / Recommendation to Council**

**Council:**

- 1. Adopts the 2011/12 Annual Budget as detailed in the Attachment, requiring a 7.0% increase in the rates and a standard residential refuse charge of \$325, with the exception of:**
  - a) Road Improvements and Traffic Management – Elizabeth and Tyrell Streets Nedlands \$33,000, and**
  - b) Ovals and Reserves Improvements – New Court Gardens \$26,100.**
  
- 2. Adopts the following rates and charges:**
  - a) a rate of 5.030 cents in the dollar on all residential Gross Rental Value rateable property within the City of Nedlands;**
  - b) a rate of 6.530 cents in the dollar on all residential vacant Gross Rental Value rateable property within the City of Nedlands**
  - c) a rate of 5.542 cents in the dollar on all non-residential Gross Rental Value rateable property within the City of Nedlands**
  - d) a minimum rate of \$1,060 be applied to all applicable residential property; a minimum rate of \$1,400 be applied to all residential vacant property; and a minimum rate of \$1,450 be applied to all applicable non-residential property;**
  - e) interest on instalments to be charged at 5.5% per annum calculated daily;**
  - f) an Administration Charge applicable to all approved instalment arrangements be charged at \$7 per instalment other than for the first payment;**
  - g) interest on overdue rates be charged at 11% per annum calculated daily;**
  - h) the due dates for payment be :**
    - i. if paying in full or, if paying in four instalments, the first instalment, 35 days after the date of the service of the rates notice and;**

- ii. if paying by instalment the second, third and fourth instalments are each due on the first working day following two calendar months from the previous instalment;
  - iii. residential sanitation charges of:
 

<b>Residential Sanitation Charges</b>	<b>2011/12</b>
<b>Standard Residential Refuse Collection Charge (120 general waste)</b>	<b>\$325.00</b>
<b>Upgrade Residential Refuse Collection Charge (240L general waste)</b>	<b>\$747.00</b>
<b>Super Residential Refuse Collection Charge (2x240L general waste)</b>	<b>\$1,462.00</b>
<b>Inside Service Charge</b>	<b>\$774.00</b>
<b>Establishment Fee for Refuse Service</b>	<b>\$82.00</b>
  - iv. **Swimming Pool Inspection Fee \$55 p.a. (Incl. GST); and**
  - v. **All remaining fees and charges as listed in the Schedule of Fees and Charges.**
3. **Authorises a new loan of \$2.2 million for a term of up to 10 years to fund the refurbishment of John Leckie Pavilion;**
  4. **Approves the annual fee for Elected Members in accordance with Section 5.99 of the Local Government Act 1995, for the 2011/12 financial year, of \$7,000 per Elected Member and the annual fee for the Mayor in accordance with Section 5.98 of the Local Government Act 1995, for the 2011/12 financial year, of \$14,000 both effective from 1 July 2011;**
  5. **Approves the Local Government Allowances for the Mayor and Deputy Mayor in accordance with Section 5.98 and 5.98A of the Local Government Act 1995, for the 2011/12 financial year, of \$40,915 and \$10,225 respectively both effective from 1 July 2011;**
  6. **Approves the Communication Allowance in accordance with Section 5.99A of the Local Government Act 1995 for the Mayor and for Elected Members for the 2011/12 financial year of \$960 each per annum effective from 1 July 2011;**
  7. **Approves an IT Allowance in accordance with Section 5.99A of the Local Government Act 1995 for the Mayor and for Councillors for the 2011/12 financial year of \$825 per annum effective from 1 July 2011**

- 8. Adopts a percentage or value to be used in the reporting of material variances for 2011/12 financial year of \$10,000 or 10%, whichever is the greater; and**
- 9. Approves the calling of tenders as follows:**
  - a) the Chief Executive Officer be delegated authority to invite tenders for works and services in the statutory 2011/12 budget, where required in accordance with the provisions of the Local Government Act 1995; and**
  - b) the Chief Executive Officer be delegated authority to specify the selection criteria for all tenders called in accordance with (a) above.**

Committee Recommendation / Recommendation to Budget Committee

Council:

1. Adopts the 2011/12 Annual Budget as detailed in the Attachment, with the exception of Road Improvements and Traffic Management – Elizabeth and Tyrell Streets Nedlands, for the year ending 30 June 2012 requiring a 7.0% increase in the rates and a standard residential refuse charge of \$325;
2. Adopts the following rates and charges:
  - a) a rate of 5.030 cents in the dollar on all residential Gross Rental Value rateable property within the City of Nedlands;
  - b) a rate of 6.530 cents in the dollar on all residential vacant Gross Rental Value rateable property within the City of Nedlands
  - c) a rate of 5.542 cents in the dollar on all non-residential Gross Rental Value rateable property within the City of Nedlands
  - d) a minimum rate of \$1,060 be applied to all applicable residential property; a minimum rate of \$1,400 be applied to all residential vacant property; and a minimum rate of \$1,450 be applied to all applicable non-residential property;
  - e) interest on instalments to be charged at 5.5% per annum calculated daily;

- f) an Administration Charge applicable to all approved instalment arrangements be charged at \$7 per instalment other than for the first payment;
  - g) interest on overdue rates be charged at 11% per annum calculated daily;
  - h) the due dates for payment be :
    - i. if paying in full or, if paying in four instalments, the first instalment, 35 days after the date of the service of the rates notice and;
    - ii. if paying by instalment the second, third and fourth instalments are each due on the first working day following two calendar months from the previous instalment;
    - iii. residential sanitation charges of:
 

Residential Sanitation Charges	2011/12
Standard Residential Refuse Collection Charge (120 general waste)	\$325.00
Upgrade Residential Refuse Collection Charge (240L general waste)	\$747.00
Super Residential Refuse Collection Charge (2x240L general waste)	\$1,462.00
Inside Service Charge	\$774.00
Establishment Fee for Refuse Service	\$82.00
    - iv. Swimming Pool Inspection Fee \$55 p.a. (Incl. GST); and
    - v. All remaining fees and charges as listed in the Schedule of Fees and Charges.
3. Authorises a new loan of \$2.2 million for a term of up to 10 years to fund the refurbishment of John Leckie Pavilion;
  4. Approves the annual fee for Elected Members in accordance with Section 5.99 of the Local Government Act 1995, for the 2011/12 financial year, of \$7,000 per Elected Member and the annual fee for the Mayor in accordance with Section 5.98 of the Local Government Act 1995, for the 2011/12 financial year, of \$14,000 both effective from 1 July 2011;
  5. Approves the Local Government Allowances for the Mayor and Deputy Mayor in accordance with Section 5.98 and 5.98A of the Local Government Act 1995, for the 2011/12 financial year, of



\$40,915 and \$10,225 respectively both effective from 1 July 2011;

6. Approves the Communication Allowance in accordance with Section 5.99A of the Local Government Act 1995 for the Mayor and for Elected Members for the 2011/12 financial year of \$960 each per annum effective from 1 July 2011;
7. Approves an IT Allowance in accordance with Section 5.99A of the Local Government Act 1995 for the Mayor and for Councillors for the 2011/12 financial year of \$825 per annum effective from 1 July 2011
8. Adopts a percentage or value to be used in the reporting of material variances for 2011/12 financial year of \$10,000 or 10%, whichever is the greater; and
9. Approves the calling of tenders as follows:
  - a) the Chief Executive Officer be delegated authority to invite tenders for works and services in the statutory 2011/12 budget, where required in accordance with the provisions of the Local Government Act 1995; and
  - b) the Chief Executive Officer be delegated authority to specify the selection criteria for all tenders called in accordance with (a) above.

### **Purpose**

For the Budget Committee to consider the draft 2011/12 Annual Budget prior to adoption by Council.

### **Strategic Plan**

#### KFA 5 : Governance

To ensure that the processes of Local Government are delivered responsibly and in a transparent and consistent manner

- 5.1 Manage the City's resources in a sustainable and responsible manner.
- 5.6 Ensure compliance with statutory requirements and guidelines.

The draft 2011/12 Annual Budget has been prepared to ensure the City manages its resources in a sustainable and responsible manner as well as ensuring the City meets its statutory requirements.

## Background

The draft 2011/12 Annual Budget has been considered in stages over the past 3 months with Councillors given the opportunity to review and endorse proposals presented by Administration at a series of budget workshops.

These budget workshops are summarised as follows:

1. 29 March 2011 – 2010/11 Mid Year Budget Review and overview of 2011/12 Budget.
2. 19 April 2011 – Draft Operating Budget.
3. 12 May 2011 – Proposed new operating initiatives, changes to FTEs and proposed differential rates.
4. 31 May 2011 – Proposed Capital Works and Fees and Charges.

The draft 2010/11 Annual Budget presented in this report reflects the consensus of views reached at the various budget workshops.

## Proposal Details

The draft 2011/12 Annual Budget is attached and discussed in more detail below.

In summary, the draft 2011/12 Annual Budget is funded by a 7% increase in rates, of which 2% is applied to addressing the City's infrastructure backlog. A further 2% is applied to funding a new loan of \$2.2 million for the refurbishment of John Leckie Pavilion.

## Consultation

Required by legislation Yes  No

Required by City of Nedlands policy Yes  No

As required by the Local Government Act 1995, the City advertised proposed differential rates on 21 May 2011, inviting comments over a period of 21 days. At the close of submissions, no responses had been received.

## Legislation

The Local Government 1995 Part 6, Division 2 applies to the preparation and adoption of the annual budget. Council is required to adopt its budget for the 2011/12 financial year between 1 June 2011 and 31 August 2011.

## **Budget/financial implications**

Budget and financial impacts are outlined below.

## **Risk Management**

A risk management approach has been applied throughout the preparation of the 2011/12 Annual Budget to ensure the ongoing maintenance, upgrade or replacement of the City's buildings and infrastructure and other assets. Over recent years there has been some minor damage to buildings, partly as a result of storm damage, that highlight the need to ensure regular and routine maintenance of all buildings and infrastructure is carried out.

## **Discussion**

The budget incorporates the following key elements:

1. A differential rate in the dollar for residential properties has been imposed and set at 5.030 cents, residential vacant set at 6.530 cents and a differential rate in the dollar for non-residential properties set at 5.542 cents. This represents a rate increase of 7.0%
2. The 7% rate increase includes 2% to address the City's infrastructure backlog and a further 2% to fund a new loan of \$2.2 million for the refurbishment of John Leckie Pavilion.
3. The minimum rate will be \$1,060 for residential property, \$1,400 for residential vacant and \$1,450 for non-residential property; and
4. The proposed 2011/12 sanitation fees and charges have been increased to meet the full cost of providing these services, with the standard residential service charge being \$325.

Other key elements are outlined as follows:

### **Clearing the Infrastructure Backlog**

As mentioned above, the draft 2011/12 Annual Budget includes 2% to address the infrastructure backlog.

In accordance with the City's Five Year Forward Works Program, approx \$3.0 million per annum is required in order to maintain the roads, paths and drains at current levels. This could have been accommodated from general rate revenue had rate rises kept pace with CPI since 2003/04.

In 2011/12 the City will commence the first major refurbishment of our buildings with the refurbishment of John Leckie Pavilion. The project has received grant funding and the balance of \$2.2 million is to be funded from a new loan.

As noted in previous budgets, the City of Nedlands has kept debt to a minimum but over recent years has borrowed for projects such as underground power and the new 3 bin residential waste service and for infrastructure projects in 2009/10. Comparatively, the City of Nedlands has a low debt service ratio of 6.59%. With the repayment of the last of the underground power loans during 2009/10 and delaying the draw down on the additional loan of \$2.0 million for 2010/11 until towards the end of the financial year, the debt service ratio for 2010/11 was 1.2%, or a total debt of \$5.8 million. The new loan for 2011/12 will increase total just under \$7.3 million.

#### Revised Forward Financial Plan

The necessity to borrow \$2.2 million to fund infrastructure works in 2011/12 is reflected in the revised 10 year forward financial plan. New loans for major building projects such as John Leckie Pavilion are unavoidable at the present time. However, with a consistent application of prudent increases in rates over the coming years to meet CPI plus an additional 2% for infrastructure, the future is brighter with the City being in a much stronger position to meet its capital works program in the future, without the reliance on loan funds.

The five year capital works program has also been reviewed and a planned orderly program to maintain the City's infrastructure over the period has been developed.

#### Refuse Charges

The proposed increase in the standard refuse charge from \$312 to \$325, a 4.1% increase, reflects the cost of providing this service. The increase is due in part to the increase in the State Government's Landfill Levy. However, the impact of this increase has been minimised due to the success of the City's 3 bin system, with a significant decrease in the amount of waste sent to landfill with the 240 litre recycling and greens bins provided as part of the standard service.

The refuse service is also impacted by the increasing cost of fuel. While the 3 bin system is proving successful, of concern is the substantial increase in tonnes of bulk waste collected from residents as part of the bulk waste collection service.

#### Fees and Charges

The fees and charges reviewed in May 2011 are reflected in the proposed 2011/12 Annual Budget. At the last workshop Elected Members expressed a view that fees and charges should at least keep pace with CPI to ease the reliance on rate revenue. Accordingly, most fees and charges over which the City has control have been increased by 3 to 4%. However, following a further review, it has been necessary to increase some fees and charges even higher to reflect the actual

cost of providing these services, such as staff and fleet costs as well as meeting the increased cost of utility charges.

Library fees and charges are consistent with other Libraries in the Western Suburbs.

#### Elected Member Allowances

In line with Council Policy, the allowances payable to Elected Members have been increased by 3.0%, being CPI as follows:

- Mayoral Allowance – \$40,915
- Deputy Mayoral Allowance – \$10,225
- Annual Attendance Fees:
  - Mayoral – \$14,000
  - Councillors – \$7,000
- Telecommunications Allowance – \$960
- Allowance for IT – \$825

#### Key new initiatives

Some key new initiatives in 2011/12 budget include:

\$3,260,500	Building Program
\$2,702,100	Roads and Traffic Management
\$722,000	Beecham Road Retaining Wall Remediation – Stages 1 and 2
\$678,000	Fleet replacements
\$562,800	Parks and Reserves – Upgrades and new equipment
\$500,000	River wall repairs
\$357,600	Drainage
\$298,400	Upgrades to Reticulation systems
\$281,600	IT and furniture and equipment and minor plant
\$187,600	Footpaths and parking
\$175,000	Natural areas – paths maintenance

#### Conclusion

That Council adopts the 2011/12 Annual Budget, representing an average 7.0% rate increase and a standard residential refuse charge increase to \$325, reflecting the full cost of providing this service.

#### Attachments

1. Draft 2011/12 Annual Budget

#### Declaration of Closure

There being no further business, the Presiding Member declared the meeting closed at 6.48 pm.

**CITY OF NEDLANDS**  
**BUDGET**  
**FOR THE YEAR ENDING 30 JUNE 2012**

**TABLE OF CONTENTS**

Statement of Comprehensive Income by Nature or Type	2
Statement of Comprehensive Income by Program	3
Statement of Cash Flows	4
Rate Setting Statement	5
Notes to and Forming Part of the Budget	6 to 27
Supplementary Information	
Operating Budget by Business Units	
Capital Works & Acquisitions	
Schedule of Fees & Services	

**CITY OF NEDLANDS**  
**STATEMENT OF COMPREHENSIVE INCOME**  
**BY NATURE OR TYPE**  
**FOR THE YEAR ENDING 30 JUNE 2012**

	NOTE	2011/12 Budget \$	2010/11 Estimate \$	2010/11 Budget \$
<b>REVENUE</b>				
Rates	8	16,510,300	15,437,200	15,405,600
Operating Grants, Subsidies and Contributions		1,594,300	1,850,200	1,705,700
Fees and Charges	11	6,145,900	5,996,000	5,845,000
Service Charges	10	0	0	0
Interest Earnings	2(a)	918,800	1,010,000	844,000
Other Revenue		72,600	200,600	155,900
		<u>25,241,900</u>	<u>24,494,000</u>	<u>23,956,200</u>
<b>EXPENSES</b>				
Employee Costs		(9,222,100)	(8,481,600)	(8,392,000)
Materials and Contracts		(10,473,400)	(10,969,000)	(10,918,800)
Utility Charges		(695,000)	(667,200)	(666,500)
Depreciation	2(a)	(5,917,000)	(5,656,200)	(5,546,400)
Interest Expenses	2(a)	(369,100)	(256,600)	(268,700)
Insurance Expenses		(333,800)	(298,000)	(306,500)
Other Expenditure		(662,300)	(411,900)	(470,600)
		<u>(27,672,700)</u>	<u>(26,740,500)</u>	<u>(26,569,500)</u>
Non-Operating Grants, Subsidies and Contributions		2,393,200	1,006,700	1,144,900
Profit on Asset Disposals	4	69,000	80,500	69,000
Loss on Asset Disposals	4	<u>(30,000)</u>	<u>(21,100)</u>	<u>(39,000)</u>
<b>NET RESULT</b>		<b>1,400</b>	<b>(1,180,400)</b>	<b>(1,438,400)</b>
<b>Other Comprehensive Income</b>		<u>0</u>	<u>0</u>	<u>0</u>
<b>TOTAL COMPREHENSIVE INCOME</b>		<b><u>1,400</u></b>	<b><u>(1,180,400)</u></b>	<b><u>(1,438,400)</u></b>

Please note, Other Comprehensive Income (if any) is impacted upon by external forces and is not able to be reliably estimated.

It is anticipated, in all instances, any other comprehensive income will relate to non-cash transactions and as such, have no impact on this budget document.

This statement is to be read in conjunction with the accompanying notes.

**CITY OF NEDLANDS  
STATEMENT OF COMPREHENSIVE INCOME  
BY PROGRAM  
FOR THE YEAR ENDING 30 JUNE 2012**

	NOTE	2011/12 Budget \$	2010/11 Estimate \$	2010/11 Budget \$
<b>REVENUE (Refer Notes 1,2,8 to 13)</b>				
Governance		175,000	325,100	148,500
General Purpose Funding		18,039,000	17,228,200	16,876,100
Law, Order, Public Safety		50,400	48,200	49,000
Health		75,000	63,800	80,000
Education and Welfare		1,251,600	1,200,600	1,221,600
Community Amenities		4,044,200	3,905,900	3,907,400
Recreation and Culture		650,200	639,400	657,000
Transport		274,700	326,300	282,400
Economic Services		669,800	743,000	727,600
Other Property and Services		12,000	13,500	12,000
		<u>25,241,900</u>	<u>24,494,000</u>	<u>23,961,600</u>
<b>EXPENSES EXCLUDING</b>				
<b>FINANCE COSTS (Refer Notes 1,2 &amp; 14)</b>				
Governance		(1,761,000)	(1,587,000)	(1,660,700)
General Purpose Funding		(206,300)	(460,700)	(445,100)
Law, Order, Public Safety		(773,400)	(812,700)	(849,100)
Health		(449,700)	(200,100)	(237,400)
Education and Welfare		(2,483,500)	(2,251,800)	(2,363,300)
Housing				
Community Amenities		(5,230,900)	(4,642,400)	(4,691,900)
Recreation & Culture		(6,992,300)	(6,787,400)	(6,826,800)
Transport		(5,683,100)	(5,857,800)	(5,585,500)
Economic Services		(3,038,000)	(3,017,200)	(2,947,000)
Other Property and Services		(685,400)	(866,800)	(699,400)
		<u>(27,303,600)</u>	<u>(26,483,900)</u>	<u>(26,306,200)</u>
<b>FINANCE COSTS (Refer Notes 2 &amp; 5)</b>				
General Purpose		(369,100)	(256,600)	(268,700)
<b>NON-OPERATING GRANTS, SUBSIDIES AND CONTRIBUTIONS</b>				
Recreation & Culture		850,000	9,200	0
Education & Welfare		166,500	0	0
Transport		1,376,700	997,500	1,144,900
		<u>2,393,200</u>	<u>1,006,700</u>	<u>1,144,900</u>
<b>PROFIT/(LOSS) ON</b>				
<b>DISPOSAL OF ASSETS (Refer Note 4)</b>				
Other Property and Services		39,000	59,400	30,000
<b>NET RESULT</b>				
Other Comprehensive Income		1,400	(1,180,400)	(1,438,400)
		<u>0</u>	<u>0</u>	<u>0</u>
<b>TOTAL COMPREHENSIVE INCOME</b>		<u><u>1,400</u></u>	<u><u>(1,180,400)</u></u>	<u><u>(1,438,400)</u></u>

Please note, Other Comprehensive Income (if any) is impacted upon by external forces and is not able to be reliably estimated.

It is anticipated, in all instances, any other comprehensive income will relate to non-cash transactions and as such, have no impact on this budget document.

This statement is to be read in conjunction with the accompanying notes.



**CITY OF NEDLANDS  
STATEMENT OF CASH FLOWS  
FOR THE YEAR ENDING 30 JUNE 2012**

	NOTE	2011/12 Budget \$	2010/11 Estimate \$	2010/11 Budget \$
<b>Cash Flows From Operating Activities</b>				
<b>Receipts</b>				
Rates		16,410,300	15,537,200	15,405,600
Operating Grants, Subsidies and Contributions		1,594,300	1,850,200	1,705,700
Fees and Charges		5,995,900	5,996,000	5,845,000
Service Charges		0	0	0
Interest Earnings		918,800	1,010,000	844,000
Other		72,600	200,400	155,900
		<u>24,991,900</u>	<u>24,593,800</u>	<u>23,956,200</u>
<b>Payments</b>				
Employee Costs		(9,222,100)	(8,481,600)	(8,392,000)
Materials and Contracts		(9,923,400)	(10,451,700)	(10,918,800)
Utility Charges		(695,000)	(667,200)	(666,500)
Interest Expenses		(369,100)	(256,600)	(268,700)
Insurance Expenses		(333,800)	(298,000)	(306,500)
Other		(662,300)	(411,700)	(470,600)
		<u>(21,205,700)</u>	<u>(20,566,800)</u>	<u>(21,023,100)</u>
<b>Net Cash Provided By Operating Activities</b>	15(b)	<u>3,786,200</u>	<u>4,027,000</u>	<u>2,933,100</u>
<b>Cash Flows from Investing Activities</b>				
Payments for Purchase of Property, Plant & Equipment	3	(4,310,100)	(2,366,200)	(2,421,300)
Payments for Construction of Infrastructure	3	(5,822,700)	(3,959,800)	(5,321,800)
Advances to Community Groups Non-Operating Grants, Subsidies and Contributions used for the Development of Assets		2,393,200	956,700	1,144,900
Proceeds from Sale of Plant & Equipment	4	286,000	468,900	299,100
Proceeds from Advances		-	-	-
<b>Net Cash Used in Investing Activities</b>		<u>(7,453,600)</u>	<u>(4,900,400)</u>	<u>(6,299,100)</u>
<b>Cash Flows from Financing Activities</b>				
Repayment of Debentures	5	(917,000)	(128,800)	(165,200)
Repayment of Finance Leases		-	-	-
Proceeds from Self Supporting Loans		-	-	-
Proceeds from New Debentures	5	2,200,000	2,000,000	2,000,000
<b>Net Cash Provided By (Used In) Financing Activities</b>		<u>1,283,000</u>	<u>1,871,200</u>	<u>1,834,800</u>
<b>Net Increase (Decrease) in Cash Held</b>		(2,384,400)	997,800	(1,531,200)
Cash at Beginning of Year		11,025,500	10,027,700	10,027,700
<b>Cash and Cash Equivalents at the End of the Year</b>	15(a)	<u><u>8,641,100</u></u>	<u><u>11,025,500</u></u>	<u><u>8,496,500</u></u>

This statement is to be read in conjunction with the accompanying notes.

**CITY OF NEDLANDS  
RATE SETTING STATEMENT  
FOR THE YEAR ENDING 30 JUNE 2012**

	NOTE	2011/12 Budget \$	2010/11 Estimate \$	2010/11 Budget \$
<b>REVENUES</b>	1,2			
Governance		175,000	325,100	148,500
General Purpose Funding		1,528,700	1,791,000	1,470,500
Law, Order, Public Safety		50,400	48,200	49,000
Health		75,000	63,800	80,000
Education and Welfare		1,418,100	1,200,600	1,221,600
Community Amenities		4,044,200	3,905,900	3,907,400
Recreation and Culture		1,500,200	648,600	657,000
Transport		1,651,400	1,323,800	1,427,300
Economic Services		669,800	743,000	727,600
Other Property and Services		12,000	13,500	12,000
		<b>11,124,800</b>	<b>10,063,500</b>	<b>9,700,900</b>
<b>EXPENSES</b>	1,2			
Governance		(1,761,000)	(1,587,000)	(1,660,700)
General Purpose Funding		(575,400)	(717,300)	(713,800)
Law, Order, Public Safety		(773,400)	(812,700)	(849,100)
Health		(449,700)	(200,100)	(237,400)
Education and Welfare		(2,483,500)	(2,251,800)	(2,363,300)
Community Amenities		(5,230,900)	(4,642,400)	(4,691,900)
Recreation & Culture		(6,992,300)	(6,787,400)	(6,826,800)
Transport		(5,683,100)	(5,857,800)	(5,585,500)
Economic Services		(3,038,000)	(3,017,200)	(2,947,000)
Other Property and Services		(685,400)	(866,800)	(699,400)
		<b>(27,672,700)</b>	<b>(26,740,500)</b>	<b>(26,574,900)</b>
<b>Net Operating Result Excluding Rates</b>		<b>(16,547,900)</b>	<b>(16,677,000)</b>	<b>(16,874,000)</b>
<b>Adjustments for Cash Budget Requirements:</b>				
<b>Non-Cash Expenditure and Revenue</b>				
Depreciation on Assets	2(a)	5,917,000	5,656,200	5,546,400
<b>Capital Expenditure and Revenue</b>				
Purchase Land Held for Resale	3			
Purchase Land and Buildings	3	(3,260,500)	(1,414,700)	(1,524,800)
Purchase Infrastructure Assets - Roads	3	(4,786,500)	(3,196,300)	(4,494,600)
Purchase Infrastructure Assets - Parks	3	(1,036,200)	(763,500)	(827,200)
Purchase Plant and Equipment	3	(724,300)	(805,400)	(683,500)
Purchase Furniture and Equipment	3	(325,300)	(146,100)	(213,000)
Proceeds from Disposal of Assets	4	286,000	468,900	299,100
Repayment of Debentures	5	(917,000)	(128,800)	(165,200)
Proceeds from New Debentures	5	2,200,000	2,000,000	2,000,000
Transfers to Reserves (Restricted Assets)	6	(800,000)	(1,528,100)	(727,000)
Transfers from Reserves (Restricted Assets)	6	1,600,000	715,000	716,100
ADD Estimated Surplus/(Deficit) July 1 B/Fwd	7	1,920,900	2,303,500	2,303,500
LESS Estimated Surplus/(Deficit) June 30 C/Fwd	7	36,500	1,920,900	736,700
<b>Amount Required to be Raised from Rates</b>	8	<b>(16,510,300)</b>	<b>(15,437,200)</b>	<b>(15,405,600)</b>

This statement is to be read in conjunction with the accompanying notes.

**CITY OF NEDLANDS**  
**NOTES TO AND FORMING PART OF THE BUDGET**  
**FOR THE YEAR ENDING 30 JUNE 2012**

**1. SIGNIFICANT ACCOUNTING POLICIES**

The significant accounting policies which have been adopted in the preparation of this financial report are:

**(a) Basis of Accounting**

The budget has been prepared in accordance with applicable Australian Accounting Standards (as they apply to local government and not-for-profit entities), Australian Accounting Interpretations, other authoritative pronouncements of the Australian Accounting Standards Board, the Local Government Act 1995 and accompanying regulations.

The budget has also been prepared on the accrual basis and is based on historical costs, modified, where applicable, by the measurement at fair value of selected non-current assets, financial assets and liabilities.

**(b) The Local Government Reporting Entity**

All Funds through which the Council controls resources to carry on its functions have been included in the financial statements forming part of this budget.

In the process of reporting on the local government as a single unit, all transactions and balances between those funds (for example, loans and transfers between Funds) have been eliminated.

All monies held in the Trust Fund are excluded from the financial statements, but a separate statement of those monies appears at Note 16 to this budget document.

**(c) 2010/11 Estimate Balances**

Balances shown in this budget as 2010/11 Estimates are as forecast at the time of budget preparation and are subject to final adjustments.

**(d) Rounding Off Figures**

All figures shown in this budget, other than a rate in the dollar, are rounded to the nearest one hundred dollar.

**(e) Rates, Grants, Donations and Other Contributions**

Rates, grants, donations and other contributions are recognised as revenues when the local government obtains control over the assets comprising the contributions. Control over assets acquired from rates is obtained at the commencement of the rating period or, where earlier, upon receipt of the rates.

**(f) Goods and Services Tax**

In accordance with recommended practice, revenues, expenses and assets capitalised are stated net of any GST recoverable.

**(g) Superannuation**

The Council contributes to a number of superannuation funds on behalf of employees.

**(h) Cash and Cash Equivalents**

Cash and cash equivalents include cash on hand, cash at bank, deposits held at call with banks, other short term highly liquid investments with original maturities of six months or less that are readily convertible to known amounts of cash and which are subject to an insignificant risk of changes in value and bank overdrafts.

Bank overdrafts are shown as short term borrowings in current liabilities on the statement of financial position.

**CITY OF NEDLANDS**  
**NOTES TO AND FORMING PART OF THE BUDGET**  
**FOR THE YEAR ENDING 30 JUNE 2012**

**1. SIGNIFICANT ACCOUNTING POLICIES (Continued)**

**(i) Trade and Other Receivables**

Collectability of trade and other receivables is reviewed on an ongoing basis. Debts that are known to be uncollectible are written off when identified. An allowance for doubtful debts is raised when there is objective evidence that they will not be collectible.

**(j) Inventories**

***General***

Inventories are measured at the lower of cost and net realisable value.

Net realisable value is the estimated selling price in the ordinary course of business less the estimated costs of completion and the estimated costs necessary to make the sale.

***Land Held for Resale***

Land purchased for development and/or resale is valued at the lower of cost and net realisable value. Cost includes the cost of acquisition, development, borrowing costs and holding costs until completion of development. Finance costs and holding charges incurred after development is complete are expensed.

Revenue arising from the sale of property is recognised in the statement of comprehensive income as at the time of signing an unconditional contract of sale.

Land held for resale is classified as current except where it is held as non-current based on Council's intentions to release for sale.

**(k) Fixed Assets**

Each class of fixed assets is carried at cost or fair value as indicated less, where applicable, any accumulated depreciation or impairment losses.

***Initial Recognition***

All assets are initially recognised at cost. Cost is determined as the fair value of the assets given as consideration plus costs incidental to the acquisition. For assets acquired at no cost or for nominal consideration, cost is determined as fair value at the date of acquisition. The cost of non-current assets constructed by the Council includes the cost of all materials used in construction, direct labour on the project and an appropriate proportion of variable and fixed overhead.

***Revaluation***

Certain asset classes may be revalued on a regular basis such that the carrying values are not materially different from fair value. For infrastructure and other asset classes where no active market exists, fair value is determined to be the current replacement cost of an asset less, where applicable, accumulated depreciation calculated on the basis of such cost to reflect the already consumed or expired future economic benefits of the asset.

Increases in the carrying amount arising on revaluation of assets are credited to a revaluation surplus in equity. Decreases that offset previous increases in the same asset are charged against fair value reserves directly in equity; all other decreases are charged to the statement of comprehensive income.

Any accumulated depreciation at the date of revaluation is eliminated against the gross carrying amount of the asset and the net amount is restated to the revalued amount of the asset.

Those assets carried at a revalued amount, being their fair value at the date of revaluation less any subsequent accumulated depreciation and accumulated impairment losses, are to be revalued with sufficient regularity to ensure the carrying amount does not differ materially from that determined using fair value at reporting date.

**CITY OF NEDLANDS  
NOTES TO AND FORMING PART OF THE BUDGET  
FOR THE YEAR ENDING 30 JUNE 2012**

**1. SIGNIFICANT ACCOUNTING POLICIES (Continued)**

**(k) Fixed Assets (Continued)**

***Land Under Roads***

In Western Australia, all land under roads is Crown Land, the responsibility for managing which, is vested in the local government.

Effective as at 1 July 2008, Council elected not to recognise any value for land under roads acquired on or before 30 June 2008. This accords with the treatment available in Australian Accounting Standard AASB 1051 Land Under Roads and the fact Local Government (Financial Management) Regulation 16(a)(i) prohibits local governments from recognising such land as an asset.

In respect of land under roads acquired on or after 1 July 2008, as detailed above, Local Government (Financial Management) Regulation 16(a)(i) prohibits local governments from recognising such land as an asset.

Whilst this treatment is inconsistent with the requirements of AASB 1051, Local Government (Financial Management) Regulation 4(2) provides, in the event of such an inconsistency, the Local Government (Financial Management) Regulations prevail.

Consequently any land under roads acquired on or after 1 July 2008 is not included as an asset of the Council.

***Depreciation of Non-Current Assets***

All non-current assets having a limited useful life are systematically depreciated over their useful lives in a manner which reflects the consumption of the future economic benefits embodied in those assets.

Assets are depreciated from the date of acquisition or, in respect of internally constructed assets, from the time the asset is completed and held ready for use.

Depreciation is recognised on a straight-line basis, using rates which are reviewed each reporting period. Major depreciation periods are:

Buildings	50 years
Furniture and Equipment	4 to 10 years
Plant and Equipment	5 to 15 years
Sealed roads and streets	
formation	not depreciated
pavement	50 years
seal	
- bituminous seals	20 years
- asphalt surfaces	20 years
Gravel roads	
formation	not depreciated
pavement	50 years
gravel sheet	12 years
Formed roads (unsealed)	
formation	not depreciated
pavement	50 years
Footpaths	20 years
Sewerage piping	100 years
Water supply piping & drainage systems	75 years

The assets residual values and useful lives are reviewed, and adjusted if appropriate, at the end of each reporting period.

**CITY OF NEDLANDS**  
**NOTES TO AND FORMING PART OF THE BUDGET**  
**FOR THE YEAR ENDING 30 JUNE 2012**

**1. SIGNIFICANT ACCOUNTING POLICIES (Continued)**

**(k) Fixed Assets (Continued)**

***Depreciation of Non-Current Assets (Continued)***

An asset's carrying amount is written down immediately to its recoverable amount if the asset's carrying amount is greater than its estimated recoverable amount.

Gains and losses on disposals are determined by comparing proceeds with the carrying amount. These gains and losses are included in the statement of comprehensive income. When revalued assets are sold, amounts included in the revaluation surplus relating to that asset are transferred to retained earnings.

***Capitalisation Threshold***

Expenditure on items of equipment under \$1,000 is not capitalised. Rather, it is recorded on an asset inventory listing.

**(l) Financial Instruments**

***Initial Recognition and Measurement***

Financial assets and financial liabilities are recognised when the Council becomes a party to the contractual provisions to the instrument. For financial assets, this is equivalent to the date that the Council commits itself to either the purchase or sale of the asset (i.e. trade date accounting is adopted).

Financial instruments are initially measured at fair value plus transaction costs, except where the instrument is classified 'at fair value through profit or loss', in which case transaction costs are expensed to profit or loss immediately.

***Classification and Subsequent Measurement***

Financial instruments are subsequently measured at fair value, amortised cost using the effective interest rate method or at cost.

Fair value represents the amount for which an asset could be exchanged or a liability settled, between knowledgeable, willing parties. Where available, quoted prices in an active market are used to determine fair value. In other circumstances, valuation techniques are adopted.

Amortised cost is calculated as:

- (a) the amount in which the financial asset or financial liability is measured at initial recognition;
- (b) less principal repayments;
- (c) plus or minus the cumulative amortisation of the difference, if any, between the amount initially recognised and the maturity amount calculated using the effective interest rate method; and
- (d) less any reduction for impairment.

The effective interest rate method is used to allocate interest income or interest expense over the relevant period and is equivalent to the rate that exactly discounts estimated future cash payments or receipts (including fees, transaction costs and other premiums or discounts) through the expected life (or when this cannot be reliably predicted, the contractual term) of the financial instrument to the net carrying amount of the financial asset or financial liability. Revisions to

**CITY OF NEDLANDS**  
**NOTES TO AND FORMING PART OF THE BUDGET**  
**FOR THE YEAR ENDING 30 JUNE 2012**

**1. SIGNIFICANT ACCOUNTING POLICIES (Continued)**

**(I) Financial Instruments (Continued)**

***Classification and Subsequent Measurement (Continued)***

(i) Financial assets at fair value through profit and loss

Financial assets at fair value through profit or loss are financial assets held for trading.

A financial asset is classified in this category if acquired principally for the purpose of selling in the short term. Derivatives are classified as held for trading unless they are designated as hedges. Assets in this category are classified as current assets.

(ii) Loans and receivables

Loans and receivables are non-derivative financial assets with fixed or determinable payments that are not quoted in an active market and are subsequently measured at amortised cost.

(iii) Held-to-maturity investments

Held-to-maturity investments are non-derivative financial assets with fixed maturities and fixed or determinable payments that the Council's management has the positive intention and ability to hold to maturity.

Held-to-maturity financial assets are included in non-current assets, except for those which are expected to mature within 12 months after the end of the reporting period, which are classified as current assets.

If the Council were to sell other than an insignificant amount of held-to-maturity financial assets, the whole category would be tainted and reclassified as available-for-sale.

(iv) Available-for-sale financial assets

Available-for-sale financial assets are non-derivative financial assets that are either not suitable to be classified into other categories of financial assets due to their nature, or they are designated as such by management. They comprise investments in the equity of other entities where there is neither a fixed maturity nor fixed or determinable payments.

Available-for-sale financial assets are included in non-current assets, except for those which are expected to mature within 12 months of the end of the reporting period (classified as current assets).

(v) Financial liabilities

Non-derivative financial liabilities (excluding financial guarantees) are subsequently measured at amortised cost.

***Impairment***

At the end of each reporting period, the Council assesses whether there is objective evidence that a financial instrument has been impaired. In the case of available-for-sale financial instruments, a prolonged decline in the value of the instrument is considered to determine whether impairment has arisen. Impairment losses are recognised in the statement of comprehensive income.

**CITY OF NEDLANDS**  
**NOTES TO AND FORMING PART OF THE BUDGET**  
**FOR THE YEAR ENDING 30 JUNE 2012**

**1. SIGNIFICANT ACCOUNTING POLICIES (Continued)**

**(m) Estimation of Fair Value**

The fair value of financial assets and financial liabilities must be estimated for recognition and measurement or for disclosure purposes.

The fair value of financial instruments traded in active markets is based on quoted market prices at the reporting date.

The fair value of financial instruments that are not traded in an active market is determined using valuation techniques. Council uses a variety of methods and makes assumptions that are based on market conditions existing at each balance date. These include the use of recent arm's length transactions, reference to other instruments that are substantially the same, discounted cash flow analysis, and option pricing models making maximum use of market inputs and relying as little as possible on entity-specific inputs.

Quoted market prices or dealer quotes for similar instruments are used for long-term debt instruments held. Other techniques, such as estimated discounted cash flows, are used to determine fair value for the remaining financial instruments.

The nominal value less estimated credit adjustments of trade receivables and payables are assumed to approximate their fair values. The fair value of financial liabilities for disclosure purposes is estimated by discounting the future contractual cash flows at the current market interest rate that is available to the Council for similar financial instruments.

**(n) Impairment**

In accordance with Australian Accounting Standards the Council's assets, other than inventories, are assessed at each reporting date to determine whether there is any indication they may be impaired.

Where such an indication exists, an estimate of the recoverable amount of the asset is made in accordance with AASB 136 "Impairment of Assets" and appropriate adjustments made.

An impairment loss is recognised whenever the carrying amount of an asset or its cash-generating unit exceeds its recoverable amount. Impairment losses are recognised in the statement of comprehensive income.

For non-cash generating assets such as roads, drains, public buildings and the like, value in use is represented by the depreciated replacement cost of the asset.

At the time of adopting the budget, it is not possible to estimate the amount of impairment losses (if any) as at 30 June 2012.

In any event, an impairment loss is a non-cash transaction and consequently, has no impact on this budget document.

**(o) Trade and Other Payables**

Trade and other payables represent liabilities for goods and services provided to the Council prior to the end of the financial year that are unpaid and arise when the Council becomes obliged to make future payments in respect of the purchase of these goods and services. The amounts are unsecured and are usually paid within 30 days of recognition.



**CITY OF NEDLANDS**  
**NOTES TO AND FORMING PART OF THE BUDGET**  
**FOR THE YEAR ENDING 30 JUNE 2012**

**1. SIGNIFICANT ACCOUNTING POLICIES (Continued)**

**(p) Employee Benefits**

The provisions for employee benefits relates to amounts expected to be paid for long service leave, annual leave, wages and salaries and are calculated as follows:

**(i) Wages, Salaries, Annual Leave and Long Service Leave (Short-term Benefits)**

The provision for employees' benefits to wages, salaries, annual leave and long service leave expected to be settled within 12 months represents the amount the Council has a present obligation to pay resulting from employees' services provided to reporting date. The provision has been calculated at nominal amounts based on remuneration rates the Council expects to pay and includes related on-costs.

**(ii) Annual Leave and Long Service Leave (Long-term Benefits)**

The liability for long service leave is recognised in the provision for employee benefits and measured as the present value of expected future payments to be made in respect of services provided by employees up to the reporting date using the projected unit credit method. Consideration is given to expected future wage and salary levels, experience of employee departures and periods of service. Expected future payments are discounted using market yields at the reporting date on national government bonds with terms to maturity and currency that match as closely as possible, the estimated future cash outflows. Where Council does not have the unconditional right to defer settlement beyond 12 months, the liability is recognised as a current liability.

**(q) Borrowing Costs**

Borrowing costs are recognised as an expense when incurred except where they are directly attributable to the acquisition, construction or production of a qualifying asset. Where this is the case, they are capitalised as part of the cost of the particular asset.

**(r) Provisions**

Provisions are recognised when:

- (a) the Council has a present legal or constructive obligation as a result of past events;
- (b) for which it is probable that an outflow of economic benefits will result to settle the obligation; and
- (c) that outflow can be reliably measured.

Provisions are measured using the best estimate of the amounts required to settle the obligation at the end of the reporting period.

Provisions are not recognised for future operating losses.

**(s) Current and Non-Current Classification**

In the determination of whether an asset or liability is current or non-current, consideration is given to the time when each asset or liability is expected to be settled. The asset or liability is classified as current if it is expected to be settled within the next 12 months, being the Council's operational cycle. In the case of liabilities where Council does not have the unconditional right to defer settlement beyond 12 months, such as vested long service leave, the liability is classified as current even if not expected to be settled within the next 12 months. Inventories held for trading are classified as current even if not expected to be realised in the next 12 months except for land held for resale where it is held as non-current based on Council's intentions to release for sale.

**(t) Comparative Figures**

Where required, comparative figures have been adjusted to conform with changes in presentation of the current budget year.

**(u) Budget Comparative Figures**

Unless otherwise stated, the budget comparative figures shown in this budget document relate to the current budget estimate for the relevant item of disclosure.

**CITY OF NEDLANDS**  
**NOTES TO AND FORMING PART OF THE BUDGET**  
**FOR THE YEAR ENDING 30 JUNE 2012**

	2011/12 Budget \$	2010/11 Estimate \$	2010/11 Budget \$
<b>2. REVENUES AND EXPENSES</b>			
<b>(a) Net Result from Ordinary Activities was arrived at after:</b>			
(i) Charging as Expenses:			
<b>Auditors Remuneration</b>			
Audit Services	25,000	17,200	17,000
Other Services	30,000	21,000	30,000
<b>Depreciation</b>			
<b><u>By Program</u></b>			
Governance	239,400	232,200	230,000
General Purpose Funding	0	0	0
Law, Order, Public Safety	34,300	34,000	34,000
Health	2,100	2,100	2,100
Education and Welfare	9,600	7,100	5,500
Community Amenities	96,400	96,800	96,800
Recreation and Culture	540,700	491,900	495,100
Transport	4,024,800	3,907,200	3,830,500
Economic Services	360,400	345,400	337,800
Other Property and Services	609,300	539,500	514,600
	<u>5,917,000</u>	<u>5,656,200</u>	<u>5,546,400</u>
<b><u>By Class</u></b>			
Land and Buildings	360,100	345,100	337,500
Plant and Equipment	587,300	518,300	491,000
Furniture and Equipment	453,900	445,600	447,400
Roads	3,403,200	3,320,400	3,318,900
Footpaths	423,400	392,600	392,600
Drainage	198,200	194,200	119,000
Parks & Reserves	490,900	440,000	440,000
	<u>5,917,000</u>	<u>5,656,200</u>	<u>5,546,400</u>
<b>Borrowing Costs (Interest)</b>			
- Finance Lease Charges	0	0	0
- Debentures (refer note 5(a))	369,100	256,600	268,700
	<u>369,100</u>	<u>256,600</u>	<u>268,700</u>
<b>Rental Charges</b>			
- Operating Leases	48,000	47,227	40,000
	<u>48,000</u>	<u>47,227</u>	<u>40,000</u>
(ii) Crediting as Revenues:			
<b>Interest Earnings</b>			
Investments			
- Reserve Funds	230,000	210,000	200,000
- Other Funds	530,800	630,000	510,000
Other Interest Revenue (refer note 13)	158,000	170,000	134,000
	<u>918,800</u>	<u>1,010,000</u>	<u>844,000</u>

**CITY OF NEDLANDS  
NOTES TO AND FORMING PART OF THE BUDGET  
FOR THE YEAR ENDING 30 JUNE 2012**

**2. REVENUES AND EXPENSES (Continued)**

**(b) Statement of Objective**

In order to discharge its responsibilities to the community, Council has developed a set of operational and financial objectives. These objectives have been established both on an overall basis and for each of its broad activities/programs.

Council operations as disclosed in this budget encompass the following service orientated activities/programs:

**GOVERNANCE**

Provision of Councillor support services, administration, corporate services and strategic planning.

**GENERAL PURPOSE FUNDING**

Collection of rates, general purpose government grants and interest revenue, to allow for the provision of services.

**LAW, ORDER, PUBLIC SAFETY**

Supervision of various local laws, fire prevention and animal control, Surf Life Saving building maintenance, Safer Nedlands and State Emergency Service.

**HEALTH**

Food control and health administration.

**EDUCATION AND WELFARE**

Maintenance of pre-school buildings.

Home and Community Care services, including meals on wheels, children services & seniors activities.

**COMMUNITY AMENITIES**

Waste management services, noise control, Town Planning services and protection of the environment.

**RECREATION AND CULTURE**

Maintenance of halls, recreation administration, recreation facilities including reserves, buildings and hardcourts, library operations, and community festivals.

**TRANSPORT**

Maintenance of roads, drainage works, footpaths and traffic facilities, control of parking and enforcement of parking local laws.

**ECONOMIC SERVICES**

Building control, maintenance of the City's buildings and natural assets.

**OTHER PROPERTY & SERVICES**

Technical services administration, plant operations control and miscellaneous services not able to be classified elsewhere.

**CITY OF NEDLANDS  
NOTES TO AND FORMING PART OF THE BUDGET  
FOR THE YEAR ENDING 30 JUNE 2012**

<b>3. ACQUISITION OF ASSETS</b>	<b>2011/12 Budget \$</b>
The following assets are budgeted to be acquired during the year:	
<b><u>By Program</u></b>	
<b>Governance</b>	223,500
<b>General Purpose Funding</b>	0
<b>Law, Order, Public Safety</b>	35,000
<b>Health</b>	0
<b>Education and Welfare</b>	248,000
<b>Community Amenities</b>	282,500
<b>Recreation and Culture</b>	4,828,800
<b>Transport</b>	4,226,500
<b>Economic Services</b>	256,500
<b>Other Property and Services</b>	32,000
	<b>10,132,800</b>
<b><u>By Class</u></b>	
Land and Buildings	3,260,500
Infrastructure Assets - Roads	4,786,500
Infrastructure Assets - Parks and Ovals	1,036,200
Plant and Equipment	724,300
Furniture and Equipment	325,300
	<b>10,132,800</b>

A detailed breakdown of acquisitions on an individual asset basis can be found in the supplementary information attached to this budget document as follows:

- 2011/12 Capital Works & Acquisitions

**CITY OF NEDLANDS  
NOTES TO AND FORMING PART OF THE BUDGET  
FOR THE YEAR ENDING 30 JUNE 2012**

**4. DISPOSALS OF ASSETS**

The following assets are budgeted to be disposed of during the year.

<b><u>By Program</u></b>	Net Book Value	Sale Proceeds	Profit(Loss)
	<b>2011/12 BUDGET</b>	<b>2011/12 BUDGET</b>	<b>2011/12 BUDGET</b>
	<b>\$</b>	<b>\$</b>	<b>\$</b>
Governance	19,400	32,300	12,900
Community Amenities	12,000	20,000	8,000
Education & Welfare	19,400	32,300	12,900
Economic Services	28,300	47,200	18,900
Law	13,100	21,800	8,700
Transport	11,500	19,100	7,600
Recreation & Culture	143,300	113,300	(30,000)
	<b>247,000</b>	<b>286,000</b>	<b>39,000</b>

<b><u>By Class</u></b>	Net Book Value	Sale Proceeds	Profit(Loss)
	<b>2011/12 BUDGET</b>	<b>2011/12 BUDGET</b>	<b>2011/12 BUDGET</b>
	<b>\$</b>	<b>\$</b>	<b>\$</b>
Plant & Equipment	247,000	286,000	39,000
	<b>247,000</b>	<b>286,000</b>	<b>39,000</b>

**Summary**

	<b>2011/12 BUDGET</b>
	<b>\$</b>
Profit on Asset Disposals	69,000
Loss on Asset Disposals	(30,000)
	<u>39,000</u>

CITY OF NEDLANDS

NOTES TO AND FORMING PART OF THE BUDGET

FOR THE YEAR ENDING 30 JUNE 2012

5. INFORMATION ON BORROWINGS

(a) Debenture Repayments

Particulars	Principal 1-Jul-11	New Loans	Principal Repayments		Principal Outstanding		Interest Repayments	
			2011/12 Budget \$	2010/11 Actual \$	2011/12 Budget \$	2010/11 Actual \$	2011/12 Budget \$	2010/11 Actual \$
Loan 178 - Waste Bins	658,105		65,080	61,337	593,025	658,105	34,951	38,721
Loan 179 - Roads & Infrastructure	1,436,426		71,673	67,502	1,364,753	1,436,426	81,958	86,124
Loan 180 - Buildings & Roads	2,000,000		628,796	0	1,371,204	2,000,000	103,468	116,934
Loan 181 - Infrastructure Projects	2,000,000		151,435	0	1,848,565	2,000,000	116,007	14,775
Loan 182 - John Leckie Palivion Renovation		2,200,000	0	0	2,200,000	0	32,704	0
	6,094,531	2,200,000	916,984	128,839	7,377,547	6,094,531	369,088	256,554

All debenture repayments are to be financed by general purpose revenue.

CITY OF NEDLANDS

NOTES TO AND FORMING PART OF THE BUDGET

FOR THE YEAR ENDING 30 JUNE 2012

5. INFORMATION ON BORROWINGS (Continued)

(b) New Debentures - 2011/12

Particulars/Purpose	Amount Borrowed Budget \$	Institution	Loan Type	Term (Years)	Total Interest & Charges \$	Interest Rate % (p.a.)	Amount Used Budget \$	Balance Unspent \$
Loan 182 - John Leckie Renovation	2,200,000	WA Treasury Corporation	Principal and interest payments in years 1 to 10.	10	739,180	5.89	2,200,000	0

(c) Unspent Debentures

Council had no unspent debenture funds as at 30th June 2011 nor is it expected to have unspent debenture funds as at 30th June 2012.

(d) Overdraft

Council has not utilised an overdraft facility during the financial year although an overdraft facility of \$500,000 with the National Australia Bank does exist. It is not anticipated that this facility will be required to be utilised during 2011/12.

**CITY OF NEDLANDS**  
**NOTES TO AND FORMING PART OF THE BUDGET**  
**FOR THE YEAR ENDING 30 JUNE 2012**

	2011/12 Budget \$	2010/11 Estimate \$	2010/11 Budget \$
<b>6. RESERVES</b>			
<b>(a) Plant Replacement Reserve</b>			
Opening Balance	208,330	197,130	197,130
Amount Set Aside / Transfer to Reserve	411,700	411,200	411,869
Amount Used / Transfer from Reserve	(400,000)	(400,000)	(450,000)
	<u>220,030</u>	<u>208,330</u>	<u>158,999</u>
<b>(b) City Development Reserve</b>			
Opening Balance	1,403,500	1,387,200	1,387,200
Amount Set Aside / Transfer to Reserve	78,600	81,300	83,523
Amount Used / Transfer from Reserve	(400,000)	(65,000)	(65,000)
	<u>1,082,100</u>	<u>1,403,500</u>	<u>1,405,723</u>
<b>(c) North Street Reserve</b>			
Opening Balance	677,860	638,360	638,360
Amount Set Aside / Transfer to Reserve	38,000	39,500	38,436
Amount Used / Transfer from Reserve	0	0	0
	<u>715,860</u>	<u>677,860</u>	<u>676,796</u>
<b>(d) Welfare Reserve</b>			
Opening Balance	368,530	348,130	348,130
Amount Set Aside / Transfer to Reserve	20,600	20,400	20,961
Amount Used / Transfer from Reserve	0	0	0
	<u>389,130</u>	<u>368,530</u>	<u>369,091</u>
<b>(e) Services Reserve</b>			
Opening Balance	1,136,720	268,220	268,218
Amount Set Aside / Transfer to Reserve	206,600	918,500	116,150
Amount Used / Transfer from Reserve	(600,000)	(50,000)	0
	<u>743,320</u>	<u>1,136,720</u>	<u>384,368</u>
<b>(f) Insurance Reserve</b>			
Opening Balance	48,880	46,180	46,180
Amount Set Aside / Transfer to Reserve	2,700	2,700	2,780
Amount Used / Transfer from Reserve	0	0	0
	<u>51,580</u>	<u>48,880</u>	<u>48,960</u>
<b>(g) Waste Management Infrastructure Reserve</b>			
Opening Balance	131,870	124,070	124,066
Amount Set Aside / Transfer to Reserve	7,400	7,800	7,470
Amount Used / Transfer from Reserve	0	0	0
	<u>139,270</u>	<u>131,870</u>	<u>131,536</u>



## 6. RESERVES (Continued)

### (h) Building Replacement Reserve

Opening Balance	507,890	666,890	666,886
Amount Set Aside / Transfer to Reserve	28,400	41,000	40,153
Amount Used / Transfer from Reserve	<u>(200,000)</u>	<u>(200,000)</u>	<u>(200,000)</u>
	<u>336,290</u>	<u>507,890</u>	<u>507,039</u>

### (i) Development - Swanbourne

Opening Balance	100,350	94,650	94,650
Amount Set Aside / Transfer to Reserve	6,000	5,700	5,679
Amount Used / Transfer from Reserve	<u>0</u>	<u>0</u>	<u>0</u>
	<u>106,350</u>	<u>100,350</u>	<u>100,329</u>

<b>Total Reserves</b>	<u>3,783,930</u>	<u>4,583,930</u>	<u>3,782,841</u>
-----------------------	------------------	------------------	------------------

All of the above reserve accounts are to be supported by money held in financial institutions. Council has a policy of regular revaluation of road infrastructure. The amount of any revaluation adjustment at 30 June 2012 is not known. Any transfer to or from an asset revaluation reserve will be a non-cash transaction and as such has no impact on this budget document.

2011/12 Budget \$	2010/11 Estimate \$	2010/11 Budget \$
-------------------------	---------------------------	-------------------------

### Summary of Transfers To Cash Backed Reserves

#### Transfers to Reserves

Plant Replacement Reserve	411,700	411,200	411,869
City Development Reserve	78,600	81,300	83,523
Lot 195 North Street Reserve	38,000	39,500	38,436
Welfare Reserve	20,600	20,400	20,961
Service Reserve	206,600	918,500	116,150
Insurance Reserve	2,700	2,700	2,780
Waste Management Infrastructure Reserve	7,400	7,800	7,470
Building Reserve	28,400	41,000	40,153
Development - Swanbourne Reserve	6,000	5,700	5,679
	<u>800,000</u>	<u>1,528,100</u>	<u>727,021</u>

#### Transfers from Reserves

Plant Replacement Reserve	(400,000)	(400,000)	(450,000)
City Development Reserve	(400,000)	(65,000)	(65,000)
Lot 195 North Street Reserve	0	0	0
Welfare Reserve	0	0	0
Service Reserve	(600,000)	(50,000)	0
Insurance Reserve	0	0	0
Waste Management Infrastructure Reserve	0	0	0
Building Reserve	(200,000)	(200,000)	(200,000)
Development - Swanbourne Reserve	0	0	0
	<u>(1,600,000)</u>	<u>(715,000)</u>	<u>(715,000)</u>

<b>Total Transfer to/(from) Reserves</b>	<u>(800,000)</u>	<u>813,100</u>	<u>12,021</u>
--	------------------	----------------	---------------

## **6. RESERVES (Continued)**

In accordance with council resolutions in relation to each reserve account, the purpose for which the reserves are set aside are as follows:

### **Plant Replacement Reserve**

To provide for the replacement of Council's plant and equipment so that the cost is spread over a number of years. The use of funds in this reserve is ongoing.

### **City Development Reserve**

To fund the improvement of Property, Plant and Equipment. The use of funds in this reserve is ongoing.

### **Lot 195 North Street Reserve**

To fund the operational and capital costs of community facilities in Mt Claremont, community and recreation facilities in Swanbourne and infrastructure generally.

Use of this reserve is ongoing.

### **Welfare Reserve**

To fund the operational and capital costs of welfare services. The use of funds in this reserve is ongoing.

### **Services Reserve**

To provide funds for the purchase of land for parking areas, streets, depots etc. town planning schemes, valuation and legal expenses, items of works of an urgent nature such as drainage, street works, provision of street lighting and building maintenance.

The use of funds in this reserve is ongoing.

### **Insurance Reserve**

To cover any excess that may arise from having a performance based workers compensation premium.

### **Waste Management Infrastructure Reserve**

To provide for the replacement of Council's Rubbish Bin stock so that the cost is spread over over a number of years. The use of funds in this reserve is ongoing.

### **Building Replacement Reserve**

To fund the upgrade and/or replacement of Council's buildings. The use of this reserve is ongoing.

### **Development - Swanbourne Reserve**

To fund capital works in the Swanbourne Area associated with the Swanbourne Masterplan. The use of funds in this reserve is ongoing.

**CITY OF NEDLANDS  
NOTES TO AND FORMING PART OF THE BUDGET  
FOR THE YEAR ENDING 30 JUNE 2012**

	Note	2011/12 Budget \$	2010/11 Estimate \$
<b>7. NET CURRENT ASSETS</b>			
<b>Composition of Estimated Net Current Asset Position</b>			
<b>CURRENT ASSETS</b>			
Cash - Unrestricted	15(a)	3,657,200	5,243,500
Cash - Restricted Reserves & Other	15(a)	4,983,900	5,782,000
Receivables		629,000	739,100
Inventories		18,000	18,000
		9,288,100	11,782,600
<b>LESS: CURRENT LIABILITIES</b>			
Payables and Provisions		(4,267,700)	(4,079,700)
<b>NET CURRENT ASSET POSITION</b>		5,020,400	7,702,900
Less: Cash - Restricted Reserves	15(a)	(3,783,900)	(4,583,900)
Less: Cash - Restricted Municipal		(1,200,000)	(1,198,100)
Add Back: Current Loan Liability	5	0	0
Add Back: Liabilities Supported by Reserves	6	0	0
		36,500	1,920,900
<b>ESTIMATED SURPLUS/(DEFICIENCY) C/FWD</b>		<b>36,500</b>	<b>1,920,900</b>

The estimated surplus/(deficiency) c/fwd in the 2010/11 actual column represents the surplus (deficit) brought forward as at 1 July 2011.

The estimated surplus/(deficiency) c/fwd in the 2011/12 budget column represents the surplus (deficit) carried forward as at 30 June 2012.

**CITY OF NEDLANDS**  
**NOTES TO AND FORMING PART OF THE BUDGET**  
**FOR THE YEAR ENDING 30 JUNE 2012**

**8. RATING INFORMATION - 2011/12 FINANCIAL YEAR**

<u>RATE TYPE</u>	Rate in \$	Number of Properties	Rateable Value \$	2011/12 Budgeted Rate Revenue \$	2011/12 Budgeted Interim Rates \$	2011/12 Budgeted Total Revenue \$	2010/11 Estimate \$
Differential General Rate							
GRV - Residential	0.05030	5,998	228,509,499	11,494,000	30,000	11,524,000	10,847,000
GRV - Residential Vacant	0.06530	189	7,777,440	507,900	4,100	512,000	N/A
GRV - Non-Residential	0.05542	378	43,384,772	2,404,400	0	2,404,400	2,189,000
<b>Sub-Totals</b>		6,565	279,671,711	14,406,300	34,100	14,440,400	13,036,000
<b>Minimum Rates</b>	<b>Minimum \$</b>						
GRV - Residential	1060	1,624	28,338,508	1,721,400	0	1,721,400	2,201,000
GRV - Residential Vacant	1400	106	2,471,670	148,400	0	148,400	N/A
GRV - Non-Residential	1450	138	1,911,660	200,100	0	200,100	200,200
<b>Sub-Totals</b>		1,868	32,721,838	2,069,900	0	2,069,900	2,401,200
Ex-Gratia Rates						16,510,300	15,437,200
Specified Area Rates (Note 9)						16,510,300	15,437,200
Discounts							
<b>Totals</b>						16,510,300	15,437,200

All land except exempt land in the City of Nedlands is rated according to its Gross Rental Value (GRV).

The general rates detailed above for the 2011/12 financial year have been determined by Council on the basis of raising the revenue required to meet the deficiency between the total estimated expenditure proposed in the budget and the estimated revenue to be received from all sources other than rates and also considering the extent of any increase in rating over the level adopted in the previous year.

The minimum rates have been determined by Council on the basis that all ratepayers must make a reasonable contribution to the cost of the Local Government services/facilities.

There have been no changes to the proposed differential rates in the dollar and minimum rates advertised in the local public notice given on 21 May 2011. No written comments were received from the ratepayers or residents in the City.

**CITY OF NEDLANDS  
NOTES TO AND FORMING PART OF THE BUDGET  
FOR THE YEAR ENDING 30 JUNE 2012**

**9. SPECIFIED AREA RATE - 2011/12 FINANCIAL YEAR**

The City of Nedlands is not proposing to levy Specified Area Rates in 2011/12.

**10. SERVICE CHARGES - 2011/12 FINANCIAL YEAR**

The City of Nedlands is not proposing to levy any Service Charges in 2011/12, as the loan taken to fund Underground Power Scheme 3 has been fully repaid by the City in 2009/10 year.

<b>11. FEES &amp; CHARGES REVENUE</b>	<b>2011/12 Budget \$</b>	<b>2010/11 Estimate \$</b>
Governance	160,000	155,400
General Purpose Funding	45,000	53,400
Law, Order, Public Safety	31,700	30,500
Health	70,000	63,500
Education and Welfare	357,000	329,600
Community Amenities	4,039,200	3,905,900
Recreation & Culture	560,500	545,100
Transport	220,500	281,500
Economic Services	650,000	617,600
Other Property & Services	12,000	13,500
	<u>6,145,900</u>	<u>5,996,000</u>

**12. DISCOUNTS, INCENTIVES, CONCESSIONS, & WRITE-OFFS  
- 2011/12 FINANCIAL YEAR**

There are no budgeted discounts or incentives for the 2011/12 Financial Year. Eligible pensioners and seniors may qualify for the rate concessions funded by the State Government. The Budget includes a provision of \$10,000 for rates write-offs.

**CITY OF NEDLANDS  
NOTES TO AND FORMING PART OF THE BUDGET  
FOR THE YEAR ENDING 30 JUNE 2012**

**13. INTEREST CHARGES AND INSTALMENTS - 2011/12 FINANCIAL YEAR**

Interest at the rate of 11% per annum will be charged on all rate payments which are late.

Two option plans are available to ratepayers for payment of their rates;

**Option 1 - Full Payment**

Full amount of rates and charges, including all arrears, to be paid on or before the due date shown on the Rate Notice.

**Option 2 - Payment by 4 Instalments**

First instalment, consisting of all arrears and quarter of the current rates and charges, to be paid on or before the due date shown on the Rate Notice. Second, third and fourth instalments to be made at two monthly intervals thereafter.

The cost of instalment plans will comprise of simple interest of 5.5% p.a. calculated from the date the first instalment is due, together with an administration fee of \$21.

Rate payers who have difficulty in paying under either of the above options can arrange with the City or regular deductions through direct debit; the administration fee for the arrangement is \$30.

The total revenue from the imposition of the interest and administration charges is estimated at \$198,000, as shown below:

	<b>2011/12 Budget \$</b>
Late Payment Interest	45,000
Instalment Interest	75,000
Deferred Rate Interest	16,000
ESL Interest	22,000
Administration Fee	40,000
<b>Total</b>	<b><u>198,000</u></b>

**14. ELECTED MEMBERS REMUNERATION**

	<b>2011/12 Budget \$</b>	<b>2010/11 Estimate \$</b>
--	----------------------------------	------------------------------------

The following fees, expenses and allowances were paid to council members and/or the president.

Meeting Fees	98,000	98,000
Mayor's Allowance	41,000	39,500
Deputy Mayor's Allowance	10,200	9,900
Information Technology Allowance	10,700	10,400
Telecommunications Allowance	12,400	12,200
	<b><u>172,300</u></b>	<b><u>170,000</u></b>

**CITY OF NEDLANDS**  
**NOTES TO AND FORMING PART OF THE BUDGET**  
**FOR THE YEAR ENDING 30 JUNE 2012**

**15. NOTES TO THE STATEMENT OF CASH FLOWS**

**(a) Reconciliation of Cash**

For the purposes of the statement of cash flows, cash includes cash and cash equivalents, net of outstanding bank overdrafts. Estimated cash at the end of the reporting period is as follows:

	<b>2011/12 Budget \$</b>	<b>2010/11 Estimate \$</b>	<b>2010/11 Budget \$</b>
Cash - Unrestricted	3,657,200	5,243,500	1,866,300
Cash - Restricted	<u>4,983,900</u>	<u>5,782,000</u>	<u>4,701,000</u>
	<u><u>8,641,100</u></u>	<u><u>11,025,500</u></u>	<u><u>6,567,300</u></u>

The following restrictions have been imposed by regulation or other externally imposed requirements:

Plant Replacement Reserve	220,030	208,330	138,944
City Development Reserve	1,082,100	1,403,500	1,373,787
North Street Reserve	715,860	677,860	424,016
Welfare Reserve	389,130	368,530	267,270
Services Reserve	743,320	1,136,720	120,685
Insurance Reserve	51,580	48,880	48,679
Waste Management Infrastructure Reserve	139,270	131,870	131,578
Building Replacement Reserve	336,290	507,890	495,820
Development - Swanbourne	106,350	100,350	100,263
Bonds	1,100,000	1,078,100	1,500,000
Unspent Grants	0	20,000	0
Other Restricted Cash	<u>100,000</u>	<u>100,000</u>	<u>100,000</u>
	<u><u>4,983,900</u></u>	<u><u>5,782,030</u></u>	<u><u>4,701,042</u></u>

**(b) Reconciliation of Net Cash Provided By Operating Activities to Net Result**

Net Result	1,400	(1,180,400)	(1,438,400)
Depreciation	5,917,000	5,656,200	5,546,400
(Profit)/Loss on Sale of Asset	(39,000)	(59,400)	(30,000)
(Increase)/Decrease in Receivables	100,000	100,000	100,000
(Increase)/Decrease in Inventories	0	(1,000)	0
Increase/(Decrease) in Payables	180,000	509,600	(150,000)
Increase/(Decrease) in Employee Provisions	20,000	8,700	50,000
Grants/Contributions for the Development of Assets	<u>(2,393,200)</u>	<u>(1,006,700)</u>	<u>(1,144,900)</u>
<b>Net Cash from Operating Activities</b>	<u><u>3,786,200</u></u>	<u><u>4,027,000</u></u>	<u><u>2,933,100</u></u>

**(c) Undrawn Borrowing Facilities**

**Credit Standby Arrangements**

Bank Overdraft limit	500,000	500,000	500,000
Bank Overdraft at Balance Date	0	0	0
Credit Card limit	28,000	25,000	25,000
Credit Card Balance at Balance Date	<u>8,000</u>	<u>8,000</u>	<u>6,000</u>
<b>Total Amount of Credit Unused</b>	<u><u>536,000</u></u>	<u><u>533,000</u></u>	<u><u>531,000</u></u>

**Loan Facilities**

Loan Facilities in use at Balance Date	<u><u>7,377,500</u></u>	<u><u>6,094,500</u></u>	5,775,900
Unused Loan Facilities at Balance Date	<u><u>0</u></u>	<u><u>0</u></u>	<u><u>0</u></u>

**CITY OF NEDLANDS  
NOTES TO AND FORMING PART OF THE BUDGET  
FOR THE YEAR ENDING 30 JUNE 2012**

**16. TRUST FUNDS**

Funds held at balance date over which the District has no control and which are not included in the income statements are as follows:

Detail	Balance 1-Jul-11 \$	Amounts Received \$	Amounts Paid (\$)	Balance 30-Jun-12 \$
Housing Bonds	1,000			1,000
Unclaimed Monies	17,421			17,421
Charities Fund	6,712			6,712
Bonds,etc	1,098,000			1,100,000
	<u>1,123,133</u>			<u>1,125,133</u>

**17. MAJOR LAND TRANSACTIONS**

It is not anticipated any trading undertakings or major trading undertakings will occur in 2011/12.

**18. TRADING UNDERTAKINGS AND MAJOR TRADING UNDERTAKINGS**

It is not anticipated any trading undertakings or major trading undertakings will occur in 2011/12.



**CITY OF NEDLANDS**  
**OPERATING BUDGET FOR 2011/12 FINANCIAL YEAR**

2011/12 Budget \$	2010/11 Estimate \$	2010/11 Budget \$
-------------------------	---------------------------	-------------------------

**COMMUNITY & STRATEGY DIVISION**

**Community Development**

**Expenditure**

28120 Salaries - Community Development	260,200	273,700	272,900
28121 Other Employee Costs - Community Development	35,200	26,500	26,600
28123 Office - Community Development	2,000	2,400	1,000
28125 Depreciation - Community Development	8,300	8,300	9,100
28127 Finance - Community Development	103,600	78,400	78,400
28130 Other - Community Development	7,500	8,200	7,000
28137 Donations - Community Development	276,900	85,500	149,700
28151 Operational Activities - Community Development	113,800	187,100	113,500
28152 Community Visioning	17,000	95,000	95,000
29320 Salaries - Volunteer Services VRC	57,000	42,000	40,500
29321 Other Employee Cost - Volunteer Services VRC	5,900	900	4,500
29323 Office - Volunteer Services VRC	2,600	3,100	3,600
29325 Depreciation - Volunteer Services VRC	0	0	200
29327 Finance - Volunteer Services VRC	17,400	13,500	13,500
29328 Insurance - Volunteer Services VRC	700	0	700
29330 Other - Volunteer Services VRC	24,300	2,700	2,300
29335 ICT Expenses - Volunteer Services VRC	0	500	300
<b>Expenditure Total</b>	<b>932,400</b>	<b>827,800</b>	<b>818,800</b>

**Income**

58101 Fees & Charges - Community Development	(5,400)	(1,000)	0
58104 Grants Operating - Community Development	(22,000)	(40,300)	(45,500)
58105 Community Development Income	0	(400)	(5,200)
58110 Sundry Income - Community Development	0	(2,200)	(1,000)
59304 Grants Operating - Volunteer Services VRC	(26,000)	(28,300)	(26,000)
<b>Income Total</b>	<b>(53,400)</b>	<b>(72,200)</b>	<b>(77,700)</b>

<b>Community Development Total</b>	<b>879,000</b>	<b>755,600</b>	<b>741,100</b>
------------------------------------	----------------	----------------	----------------

**Community Facilities**

**Income**

58201 Fees & Charges - Community Facilities	(10,000)	(9,000)	(16,800)
58206 Contrib'n Reim & Donation Op -Community Facilities	(30,000)	(28,300)	(15,500)
58209 Council Property - Community Facilities	(159,500)	(146,500)	(151,200)
<b>Income Total</b>	<b>(199,500)</b>	<b>(183,800)</b>	<b>(183,500)</b>

<b>Community Facilities Total</b>	<b>(199,500)</b>	<b>(183,800)</b>	<b>(183,500)</b>
-----------------------------------	------------------	------------------	------------------

**Community Services Administration**

**Expenditure**

28420 Salaries - Community Services Administration	189,300	206,900	189,900
28421 Other Employee Costs - Community Services Administration	83,400	76,000	58,500
28423 Office - Community Services Administration	9,000	6,100	9,200
28424 Motor Vehicles - Community Services Administration	33,900	32,500	23,000

**CITY OF NEDLANDS**  
**OPERATING BUDGET FOR 2011/12 FINANCIAL YEAR**

	2011/12 Budget \$	2010/11 Estimate \$	2010/11 Budget \$
28425 Depreciation - Community Services Administration	500	500	0
28427 Finance - Community Services Administration	92,600	139,000	139,000
28430 Other - Community Services Administration	1,000	400	1,000
28434 Professional Fees - Community Services Administration	4,000	2,800	4,000
28435 ICT Expenses - Community Services Administration	6,300	3,700	7,500
28437 Donations - Community Services Administration	39,300	22,100	30,800
28450 Special Projects - Community Services Administration	4,000	2,000	7,300
<b>Expenditure Total</b>	<b>463,300</b>	<b>492,000</b>	<b>470,200</b>

**Income**

58420 Positive Ageing Revenue	(4,000)	(3,900)	(4,000)
58421 Safer Seniors Revenue	0	0	(3,300)
<b>Income Total</b>	<b>(4,000)</b>	<b>(3,900)</b>	<b>(7,300)</b>

<b>Community Services Administration Total</b>	<b>459,300</b>	<b>488,100</b>	<b>462,900</b>
--	----------------	----------------	----------------

**Library Services**

**Expenditure**

28523 Office - Mt Claremont Library	22,500	18,500	23,400
28525 Depreciation - Mt Claremont Library	5,400	6,000	6,000
28526 Utility - Mt Claremont Library	6,900	5,800	7,800
28530 Other - Mt Claremont Library	25,600	25,300	24,800
28535 ICT Expenses - Mt Claremont Library	20,300	25,200	24,300
28720 Salaries - Library Services	667,100	575,700	570,000
28721 Other Employee Costs - Library Services	73,500	73,400	70,300
28723 Office - Nedlands Library	55,200	50,000	55,200
28724 Motor Vehicles - Nedlands Library	11,100	11,400	11,400
28725 Depreciation - Nedlands Library	27,500	29,000	29,000
28726 Utility - Nedlands Library	19,100	0	19,100
28727 Finance - Nedlands Library	334,800	340,000	340,000
28730 Other - Nedlands Library	89,400	88,000	92,600
28731 Grants Expenditure - Nedlands Library	2,000	0	2,000
28734 Professional Fees - Nedlands Library	1,300	1,100	1,300
28735 ICT Expenses - Nedlands Library	49,600	44,700	57,800
28750 Special Projects - Nedlands Library	7,000	17,500	19,000
<b>Expenditure Total</b>	<b>1,418,300</b>	<b>1,311,600</b>	<b>1,354,000</b>

**Income**

58501 Fees & Charges - Mt Claremont Library	(500)	(600)	(600)
58510 Sundry Income - Mt Claremont Library	(100)	(100)	(100)
58511 Fines & Penalties - Mt Claremont Library	(700)	(1,100)	(500)
58701 Fees & Charges - Nedlands Library	(4,500)	(4,800)	(5,000)
58704 Grants Operating - Nedlands Library	(2,000)	0	(2,000)
58710 Sundry Income - Nedlands Library	(5,500)	(6,500)	(6,000)
58711 Fines & Penalties - Nedlands Library	(4,500)	(4,900)	(4,500)
<b>Income Total</b>	<b>(17,800)</b>	<b>(18,000)</b>	<b>(18,700)</b>

**CITY OF NEDLANDS**  
**OPERATING BUDGET FOR 2011/12 FINANCIAL YEAR**

	2011/12 Budget \$	2010/11 Estimate \$	2010/11 Budget \$
<b>Library Services Total</b>	<b>1,400,500</b>	<b>1,293,600</b>	<b>1,335,300</b>

**Nedlands Community Care  
Expenditure**

28620 Salaries - NCC	566,400	0	0
28621 Other Employee Costs - NCC	0	7,500	0
28664 Hacc Unit Cost - NCC	553,700	942,700	971,600
<b>Expenditure Total</b>	<b>1,120,100</b>	<b>950,200</b>	<b>971,600</b>
<b>Income</b>			
58601 Fees & Charges - NCC	(100,000)	(85,000)	(97,000)
58604 Grants Operating - NCC	(866,500)	(841,300)	(841,300)
58610 Sundry Income - NCC	(2,000)	(1,200)	(2,000)
<b>Income Total</b>	<b>(968,500)</b>	<b>(927,500)</b>	<b>(940,300)</b>
<b>Nedlands Community Care Total</b>	<b>151,600</b>	<b>22,700</b>	<b>31,300</b>

**Point Resolution Occasional Care  
Expenditure**

28820 Salaries - Point Resolution	289,000	194,000	204,100
28821 Other Employee Costs - Point Resolution	26,400	21,400	19,500
28823 Office - Point Resolution	6,300	5,300	6,500
28825 Depreciation - Point Resolution	1,600	1,600	1,600
28826 Utility - Point Resolution	3,800	600	3,800
28827 Finance - Point Resolution	60,400	47,000	47,000
28830 Other - Point Resolution	24,000	48,000	48,000
28835 ICT Expenses - Point Resolution	3,500	0	1,500
<b>Expenditure Total</b>	<b>415,000</b>	<b>317,900</b>	<b>332,000</b>
<b>Income</b>			
58801 Fees & Charges - Point Resolution	(252,000)	(240,000)	(246,000)
<b>Income Total</b>	<b>(252,000)</b>	<b>(240,000)</b>	<b>(246,000)</b>
<b>Point Resolution Occasional Care Total</b>	<b>163,000</b>	<b>77,900</b>	<b>86,000</b>

**Support and Media  
Expenditure**

28320 Salaries - Marketing & Communications	39,800	26,000	35,400
28321 Other Employee Costs - Marketing & Commun	0	1,100	0
28323 Office - Marketing & Communications	58,000	63,800	78,000
28325 Depreciation - Marketing & Communications	500	500	500
28327 Finance - Marketing & Communications	38,300	0	0
28330 Other - Marketing & Communications	12,000	15,400	3,000
28334 Professional Fees - Marketing & Communicatio	10,000	44,000	10,000
28350 Special Projects - Marketing & Communications	30,000	35,000	35,000
<b>Expenditure Total</b>	<b>188,600</b>	<b>185,800</b>	<b>161,900</b>

**CITY OF NEDLANDS**  
**OPERATING BUDGET FOR 2011/12 FINANCIAL YEAR**

	2011/12 Budget \$	2010/11 Estimate \$	2010/11 Budget \$
<b>Support and Media Total</b>	<b>188,600</b>	<b>185,800</b>	<b>161,900</b>

**Tresillian  
Expenditure**

29120 Salaries - Tresillian CC	136,400	149,300	142,000
29121 Other Employee Costs - Tresillian CC	18,700	17,500	18,800
29123 Office - Tresillian CC	10,500	9,900	9,700
29125 Depreciation - Tresillian CC	8,600	8,600	11,000
29126 Utility - Tresillian CC	12,800	14,500	17,700
29127 Finance - Tresillian CC	88,500	72,000	74,000
29130 Other - Tresillian CC	71,000	82,500	75,500
29135 ICT Expenses - Tresillian CC	7,500	5,300	8,700
29136 Courses - Tresillian CC	120,500	96,300	72,500
29150 Exhibition	0	100	0
<b>Expenditure Total</b>	<b>474,500</b>	<b>456,000</b>	<b>429,900</b>
<b>Income</b>			
59101 Fees & Charges - Tresillian CC	(285,200)	(295,500)	(295,000)
59109 Council Property - Tresillian CC	(24,200)	(20,000)	(23,300)
59110 Sundry Income - Tresillian CC	(1,000)	(6,500)	(2,000)
<b>Income Total</b>	<b>(310,400)</b>	<b>(322,000)</b>	<b>(320,300)</b>
<b>Tresillian Total</b>	<b>164,100</b>	<b>134,000</b>	<b>109,600</b>

**Volunteer Services**

**Expenditure**

29220 Salaries - Volunteer Services NVS	28,400	46,100	31,100
29221 Other Employee Costs - Volunteer Services NVS	4,200	1,100	3,600
29223 Office - Volunteer Services NVS	3,000	3,900	2,700
29227 Finance - Volunteer Services NVS	25,200	13,800	13,800
29228 Insurance - Volunteer Services NVS	1,900	0	1,900
29230 Other - Volunteer Services NVS	2,300	1,600	2,300
29235 ICT Expenses - Volunteer Services NVS	400	0	700
<b>Expenditure Total</b>	<b>65,400</b>	<b>66,500</b>	<b>56,100</b>
<b>Income</b>			
59204 Grants Operating - Volunteer Services NVS	0	(200)	0
<b>Income Total</b>	<b>0</b>	<b>(200)</b>	<b>0</b>
<b>Volunteer Services Total</b>	<b>65,400</b>	<b>66,300</b>	<b>56,100</b>

<b>Community Services Total</b>	<b>3,272,000</b>	<b>2,840,200</b>	<b>2,800,700</b>
---------------------------------	------------------	------------------	------------------

**CORPORATE SERVICES DIVISION**

**Corporate Services**

**Expenditure**

21220 Salaries - Corporate Services	71,600	73,100	79,500
-------------------------------------	--------	--------	--------

**CITY OF NEDLANDS**  
**OPERATING BUDGET FOR 2011/12 FINANCIAL YEAR**

	2011/12 Budget \$	2010/11 Estimate \$	2010/11 Budget \$
21221 Other Employee Costs - Corporate Services	23,100	21,800	21,000
21223 Office Corporate Service	900	600	400
21224 Motor Vehicles - Corporate Service	12,900	8,700	13,200
21235 ICT Expenses - Corporate Service	0	132,500	184,600
21250 Special Projects - Corporate Service	86,000	68,400	65,000
<b>Expenditure Total</b>	<b>194,500</b>	<b>305,100</b>	<b>363,700</b>
<b>Corporate Services Total</b>	<b>194,500</b>	<b>305,100</b>	<b>363,700</b>

**Customer Services**

**Expenditure**

21320 Salaries - Customer Service	188,800	182,500	186,900
21321 Other Employee Costs - Customer Service	23,000	22,700	36,600
21323 Office - Customer Service	5,200	4,900	4,700
21325 Depreciation - Customer Service	300	300	300
21327 Finance - Customer Service	(221,400)	(219,100)	(219,100)
21330 Other - Customer Service	4,100	2,100	2,100
<b>Expenditure Total</b>	<b>0</b>	<b>(6,600)</b>	<b>11,500</b>
<b>Customer Services Total</b>	<b>0</b>	<b>(6,600)</b>	<b>11,500</b>

**General Finance**

**Expenditure**

21420 Salaries - Finance	553,400	494,100	508,000
21421 Other Employee Costs - Finance	84,000	85,700	83,200
21423 Office - Finance	142,400	145,200	154,300
21424 Motor Vehicles - Finance	13,300	17,200	23,500
21425 Depreciation - Finance	8,300	8,300	8,500
21426 Utility - Finance	6,500	6,200	3,800
21427 Finance - Finance	(877,300)	(1,176,700)	(1,177,200)
21428 Insurance - Finance	6,400	5,700	6,100
21430 Other - Finance	2,000	2,000	2,000
21434 Professional Fees - Finance	75,000	64,800	62,000
21435 ICT Expenses - Finance	15,000	12,600	15,000
21450 Special Projects - Finance	40,000	0	30,000
<b>Expenditure Total</b>	<b>69,000</b>	<b>(334,900)</b>	<b>(280,800)</b>
<b>Income</b>			
51401 Fees & Charges - Finance	(59,000)	(54,800)	(54,000)
51410 Sundry Income - Finance	(110,000)	(243,400)	(83,000)
<b>Income Total</b>	<b>(169,000)</b>	<b>(298,200)</b>	<b>(137,000)</b>
<b>General Finance Total</b>	<b>(100,000)</b>	<b>(633,100)</b>	<b>(417,800)</b>

**General Purpose**

**Expenditure**

21627 Finance - General Purpose	0	1,000	0
---------------------------------	---	-------	---

**CITY OF NEDLANDS**  
**OPERATING BUDGET FOR 2011/12 FINANCIAL YEAR**

	2011/12 Budget \$	2010/11 Estimate \$	2010/11 Budget \$
21631 Interest - General Purpose	369,100	256,600	268,700
<b>Expenditure Total</b>	<b>369,100</b>	<b>257,600</b>	<b>268,700</b>
<b>Income</b>			
51602 Service Charges - General Purpose	0	(400)	0
51604 Grants Operating - General Purpose	(559,900)	(725,000)	(541,500)
51606 Contrib'n Reim & Donations Oper - General Pu	(5,000)	(4,200)	(40,000)
51607 Interest - General Purpose	(760,800)	(840,000)	(710,000)
51610 Sundry Income - General Purpose	0	(200)	0
<b>Income Total</b>	<b>(1,325,700)</b>	<b>(1,569,800)</b>	<b>(1,291,500)</b>
<b>General Purpose Total</b>	<b>(956,600)</b>	<b>(1,312,200)</b>	<b>(1,022,800)</b>

**ICT Services**

**Expenditure**

21720 Salaries - ICT	154,300	156,300	139,900
21721 Other Employee Costs - ICT	29,300	27,500	27,500
21723 Office - ICT	6,000	4,700	5,100
21725 Depreciation - ICT	177,400	170,600	175,000
21727 Finance - ICT	(1,136,600)	(873,300)	(873,300)
21730 Other - ICT	1,000	1,000	1,000
21734 Professional Fees - ICT	1,000	0	0
21735 ICT Expenses - ICT	573,100	378,100	334,100
21749 Loss On Sale of Fixed Assets - ICT	0	0	9,000
<b>Expenditure Total</b>	<b>(194,500)</b>	<b>(135,100)</b>	<b>(181,700)</b>
<b>Income</b>			
51704 Grants Operating - ICT	0	(15,400)	0
<b>Income Total</b>	<b>0</b>	<b>(15,400)</b>	<b>0</b>
<b>ICT Total</b>	<b>(194,500)</b>	<b>(150,500)</b>	<b>(181,700)</b>

**Ranger Services**

**Expenditure**

21120 Salaries - Ranger Services	346,800	363,900	388,200
21121 Other Employee Costs - Ranger Services	60,400	61,900	53,300
21123 Office - Ranger Services	21,100	18,100	20,100
21124 Motor Vehicles - Ranger Services	64,000	49,000	77,000
21125 Depreciation - Ranger Services	34,300	34,000	34,000
21127 Finance - Ranger Services	139,900	182,000	176,500
21130 Other - Ranger Services	78,000	78,700	76,500
21134 Professional Fees - Ranger Services	5,000	3,000	5,000
21135 ICT Expenses - Ranger Services	10,400	3,500	0
21137 Donations - Ranger Services	1,500	1,500	1,500
21149 Loss On Sale of Fixed Assets - Ranger Service	0	800	0
21150 Special Projects - Ranger Services	12,000	16,300	17,000
<b>Expenditure Total</b>	<b>773,400</b>	<b>812,700</b>	<b>849,100</b>

**CITY OF NEDLANDS**  
**OPERATING BUDGET FOR 2011/12 FINANCIAL YEAR**

	2011/12 Budget \$	2010/11 Estimate \$	2010/11 Budget \$
<b>Income</b>			
51101 Fees & Charges - Ranger Services	(31,700)	(30,500)	(31,000)
51106 Contrib'n Reim & Donations Oper - Rangers Se	(17,200)	(17,200)	(17,000)
51110 Sundry Income - Ranger Services	(1,500)	(500)	(1,000)
51111 Fines & Penalties - Rangers Services	(169,200)	(214,500)	(148,800)
<b>Income Total</b>	<b>(219,600)</b>	<b>(262,700)</b>	<b>(197,800)</b>
<b>Ranger Services Total</b>	<b>553,800</b>	<b>550,000</b>	<b>651,300</b>

**Rates**

**Expenditure**

21920 Salaries - Rates	62,500	59,300	54,800
21921 Other Employee Costs - Rates	6,400	1,700	4,900
21927 Finance - Rates	86,400	258,700	257,400
21930 Other - Rates	25,000	26,000	25,000
21934 Professional Fees - Rates	26,000	114,000	103,000
<b>Expenditure Total</b>	<b>206,300</b>	<b>459,700</b>	<b>445,100</b>
<b>Income</b>			
51908 Rates - Rates	(16,713,300)	(15,658,400)	(15,584,600)
<b>Income Total</b>	<b>(16,713,300)</b>	<b>(15,658,400)</b>	<b>(15,584,600)</b>
<b>Rates Total</b>	<b>(16,507,000)</b>	<b>(15,198,700)</b>	<b>(15,139,500)</b>

**Records**

**Expenditure**

22020 Salaries - Records	177,600	136,700	143,400
22021 Other Employee Costs - Records	36,900	36,500	34,900
22023 Office - Records	400	41,000	36,200
22025 Depreciation - Records	300	300	300
22027 Finance - Records	(313,700)	(238,400)	(238,400)
22030 Other - Records	21,000	24,000	25,000
22034 Professional Fees - Records	2,000	2,700	0
22035 ICT Expenses - Records	54,500	0	0
22050 Special Projects - Records	22,000	0	12,200
<b>Expenditure Total</b>	<b>1,000</b>	<b>2,800</b>	<b>13,600</b>
<b>Income</b>			
52001 Fees & Charges - Records	(1,000)	(1,500)	(1,500)
<b>Income Total</b>	<b>(1,000)</b>	<b>(1,500)</b>	<b>(1,500)</b>
<b>Records Total</b>	<b>0</b>	<b>1,300</b>	<b>12,100</b>

**Shared Services**

**Expenditure**

21523 Office - Shared Services	60,000	61,000	62,500
--------------------------------	--------	--------	--------

**CITY OF NEDLANDS**  
**OPERATING BUDGET FOR 2011/12 FINANCIAL YEAR**

	2011/12 Budget \$	2010/11 Estimate \$	2010/11 Budget \$
21534 Professional Fees - Shared Services	40,000	21,000	40,000
21535 Finance - Shared Services 2	0	1,000	1,000
21540 Major Incident Expenses	0	4,200	0
<b>Expenditure Total</b>	<b>100,000</b>	<b>87,200</b>	<b>103,500</b>
<b>Shared Services Total</b>	<b>100,000</b>	<b>87,200</b>	<b>103,500</b>

<b>Corporate Services Total</b>	<b>(16,909,800)</b>	<b>(16,357,500)</b>	<b>(15,619,700)</b>
---------------------------------	---------------------	---------------------	---------------------

**DEVELOPMENT SERVICES DIVISION**

**Council Buildings**

**Expenditure**

24120 Salaries - Council Buildings	170,900	145,900	154,500
24121 Other Employee Costs - Council Buildings	25,700	20,100	16,200
24123 Office - Council Buildings	3,500	3,300	3,000
24124 Motor Vehicles - Council Buildings	33,200	33,000	33,000
24125 Depreciation - Council Buildings	360,100	345,100	337,500
24127 Finance - Council Buildings	121,200	32,000	32,000
24128 Insurance - Council Buildings	6,000	6,200	6,200
24130 Other - Council Buildings	6,000	6,000	6,000
24133 Building - Council Buildings	981,800	1,078,700	981,900
<b>Expenditure Total</b>	<b>1,708,400</b>	<b>1,670,300</b>	<b>1,570,300</b>
<b>Income</b>			
54109 Council Property - Council Buildings	(110,000)	(95,600)	(115,000)
<b>Income Total</b>	<b>(110,000)</b>	<b>(95,600)</b>	<b>(115,000)</b>
<b>Council Buildings Total</b>	<b>1,598,400</b>	<b>1,574,700</b>	<b>1,455,300</b>

**Environmental Health**

**Expenditure**

24720 Salaries - Environmental Health	211,300	139,000	165,900
24721 Other Employee Costs - Environmental Health	28,900	400	100
24722 Staff Recruitment - Environmental Health	500	300	0
24723 Office - Environmental Health	3,100	2,900	2,400
24725 Depreciation - Environmental Health	2,100	2,100	2,100
24727 Finance - Environmental Health	75,200	0	0
24730 Other - Environmental Health	39,600	30,400	41,900
24751 Operational Activities - Environmental Health	89,000	25,000	25,000
<b>Expenditure Total</b>	<b>449,700</b>	<b>200,100</b>	<b>237,400</b>
<b>Income</b>			
54701 Fees & Charges - Environmental Health	(65,000)	(63,500)	(65,000)
54710 Sundry Income - Environmental Health	(5,000)	(300)	(5,000)
54711 Fines & Penalties - Environmental Health	(5,000)	0	(10,000)
<b>Income Total</b>	<b>(75,000)</b>	<b>(63,800)</b>	<b>(80,000)</b>



**CITY OF NEDLANDS**  
**OPERATING BUDGET FOR 2011/12 FINANCIAL YEAR**

	2011/12 Budget \$	2010/11 Estimate \$	2010/11 Budget \$
<b>Environmental Health Total</b>	<b>374,700</b>	<b>136,300</b>	<b>157,400</b>

**Natural Areas**

**Expenditure**

24221 Other Employee Costs - Natural Areas	7,000	0	0
24223 Office - Natural Areas	1,600	0	1,200
24227 Finance - Natural Areas	38,800	0	0
24230 Other - Natural Areas	2,000	0	0
24251 Operational Activities - Natural Areas	477,100	590,400	603,300
<b>Expenditure Total</b>	<b>526,500</b>	<b>590,400</b>	<b>604,500</b>
<b>Income</b>			
54204 Grants Operating - Natural Areas	(3,100)	(99,700)	(80,000)
54210 Sundry Income - Natural Areas	(4,700)	(4,700)	(4,600)
<b>Income Total</b>	<b>(7,800)</b>	<b>(104,400)</b>	<b>(84,600)</b>
<b>Natural Areas Total</b>	<b>518,700</b>	<b>486,000</b>	<b>519,900</b>

**Property Services**

**Expenditure**

24420 Salaries - Property Services	362,000	357,900	345,000
24421 Other Employee Costs - Property Services	66,400	66,300	95,900
24423 Office - Property Services	14,800	13,500	14,500
24424 Motor Vehicles - Property Services	22,700	21,500	21,500
24425 Depreciation - Property Services	300	300	300
24427 Finance - Property Services	183,400	183,500	187,000
24430 Other - Property Services	3,500	3,500	3,000
24434 Professional Fees - Property Services	150,000	110,000	105,000
<b>Expenditure Total</b>	<b>803,100</b>	<b>756,500</b>	<b>772,200</b>
<b>Income</b>			
54401 Fees & Charges - Property Services	(530,000)	(522,000)	(508,000)
54410 Sundry Income - Property Services	(12,000)	(21,000)	(15,000)
54411 Fines & Penalties - Property Services	(10,000)	0	(5,000)
<b>Income Total</b>	<b>(552,000)</b>	<b>(543,000)</b>	<b>(528,000)</b>
<b>Property Services Total</b>	<b>251,100</b>	<b>213,500</b>	<b>244,200</b>

**Sanitation**

**Expenditure**

24520 Salaries - Sanitation	263,500	222,400	220,100
24521 Other Employee Costs - Sanitation	28,200	6,900	4,600
24523 Office - Sanitation	0	0	0
24525 Depreciation - Sanitation	90,600	90,600	90,600
24527 Finance - Sanitation	196,500	248,800	248,800
24530 Other - Sanitation	0	200	0
24538 Purchase of Product - Sanitation	0	9,000	10,000

**CITY OF NEDLANDS**  
**OPERATING BUDGET FOR 2011/12 FINANCIAL YEAR**

	2011/12 Budget \$	2010/11 Estimate \$	2010/11 Budget \$
24552 Residential Kerbside - Sanitation	2,305,700	2,000,000	1,874,500
24553 Residential Bulk - Sanitation	457,000	500,000	560,500
24554 Commercial - Sanitation	126,000	120,000	94,000
24555 Public Waste - Sanitation	127,000	100,500	97,000
24556 Waste Strategy - Sanitation	40,000	31,000	38,500
<b>Expenditure Total</b>	<b>3,634,500</b>	<b>3,329,400</b>	<b>3,238,600</b>
<b>Income</b>			
54501 Fees & Charges - Sanitation	(3,468,200)	(3,350,800)	(3,341,400)
54510 Sundry Income - Sanitation	0	(34,300)	(35,000)
<b>Income Total</b>	<b>(3,468,200)</b>	<b>(3,385,100)</b>	<b>(3,376,400)</b>
<b>Sanitation Total</b>	<b>166,300</b>	<b>(55,700)</b>	<b>(137,800)</b>

**Sustainability and Environment**  
**Expenditure**

24620 Salaries - Sustainability & Environmental	89,900	29,700	32,100
24621 Other Employee Costs - Sustainability & Env	30,700	72,500	66,800
24623 Office - Sustainability & Environmental	7,100	1,500	9,000
24624 Motor Vehicles - Sustainability & Environmental	21,800	20,000	21,000
24625 Depreciation - Sustainability & Environmental	7,500	5,000	3,700
24627 Finance - Sustainability & Environmental	59,600	149,000	149,000
24630 Other - Sustainability & Environmental	17,000	24,700	45,900
24634 Professional Fees - Sustainability & Env	0	0	5,000
24635 ICT Expenses - Sustainability & Environmental	0	200	0
24639 Travelsmart - Sustainability & Environmental	78,200	60,000	135,300
<b>Expenditure Total</b>	<b>311,800</b>	<b>362,600</b>	<b>467,800</b>
<b>Income</b>			
54601 Fees & Charges - Sustainability & Environmental	(1,000)	(700)	(1,000)
54610 Sundry Income - Sustainability & Environmental	(100)	0	(1,000)
<b>Income Total</b>	<b>(1,100)</b>	<b>(700)</b>	<b>(2,000)</b>
<b>Sustainability and Environment Total</b>	<b>310,700</b>	<b>361,900</b>	<b>465,800</b>

**Town Planning**  
**Expenditure**

24820 Salaries - Town Planning	568,100	564,200	545,300
24821 Other Employee Costs - Town Planning	105,900	106,800	111,100
24823 Office - Town Planning	23,500	17,100	23,500
24824 Motor Vehicles - Town Planning	52,200	50,000	50,000
24825 Depreciation - Town Planning	5,800	6,200	6,200
24827 Finance - Town Planning	283,900	253,700	253,700
24830 Other - Town Planning	7,000	2,500	6,000
24834 Professional Fees - Town Planning	150,000	133,500	145,000
24857 Strategic Projects - Town Planning	200,000	154,000	212,500
24861 Town Planning Scheme - Town Planning	200,000	25,000	100,000

**CITY OF NEDLANDS**  
**OPERATING BUDGET FOR 2011/12 FINANCIAL YEAR**

	2011/12 Budget \$	2010/11 Estimate \$	2010/11 Budget \$
<b>Expenditure Total</b>	<b>1,596,400</b>	<b>1,313,000</b>	<b>1,453,300</b>
<b>Income</b>			
54801 Fees & Charges - Town Planning	(571,000)	(520,800)	(526,000)
54810 Sundry Income - Town Planning	(5,000)	0	(5,000)
<b>Income Total</b>	<b>(576,000)</b>	<b>(520,800)</b>	<b>(531,000)</b>
<b>Town Planning Total</b>	<b>1,020,400</b>	<b>792,200</b>	<b>922,300</b>
<b>Development Services Total</b>	<b>4,240,300</b>	<b>3,508,900</b>	<b>3,627,100</b>

**GOVERNANCE DIVISION**

**Governance**

**Expenditure**

20420 Salaries - Governance	569,400	577,400	557,800
20421 Other Employee Costs - Governance	163,100	163,300	163,400
20423 Office - Governance	17,000	24,700	29,000
20424 Motor Vehicles - Governance	16,200	13,000	17,200
20425 Depreciation - Governance	51,200	50,800	44,000
20427 Finance - Governance	151,500	147,200	147,200
20428 Insurance - Governance	59,600	56,400	57,000
20430 Other - Governance	60,000	50,800	50,000
20434 Professional Fees - Governance	30,000	30,000	20,000
<b>Expenditure Total</b>	<b>1,118,000</b>	<b>1,113,600</b>	<b>1,085,600</b>
<b>Income</b>			
50410 Sundry Income - Governance	(5,000)	(10,000)	(10,000)
<b>Income Total</b>	<b>(5,000)</b>	<b>(10,000)</b>	<b>(10,000)</b>
<b>Governance Total</b>	<b>1,113,000</b>	<b>1,103,600</b>	<b>1,075,600</b>

**Human Resources**

**Expenditure**

20520 Salaries - HR	197,000	192,400	193,900
20521 Other Employee Costs - HR	89,100	96,600	108,500
20522 Staff Recruitment - HR	121,000	99,500	86,000
20523 Office - HR	19,600	17,000	17,800
20524 Motor Vehicles - HR	12,500	11,000	10,000
20525 Depreciation - HR	1,200	1,200	1,200
20527 Finance - HR	(504,700)	(296,700)	(296,700)
20530 Other - HR	1,800	500	10,300
20534 Professional Fees - HR	37,500	10,000	17,500
20550 Special Projects - HR	25,000	15,000	10,000
<b>Expenditure Total</b>	<b>0</b>	<b>146,500</b>	<b>158,500</b>
<b>Human Resources Total</b>	<b>0</b>	<b>146,500</b>	<b>158,500</b>

**CITY OF NEDLANDS**  
**OPERATING BUDGET FOR 2011/12 FINANCIAL YEAR**

	2011/12 Budget \$	2010/11 Estimate \$	2010/11 Budget \$
<b>Members Of Council</b>			
<b>Expenditure</b>			
20323 Office - MOC	2,500	3,000	2,500
20325 Depreciation - MOC	200	200	200
20329 Members of Council - MOC	277,700	215,900	214,200
20330 Other - MOC	4,000	2,000	8,000
20334 Professional Fees - MOC	0	1,500	0
<b>Expenditure Total</b>	<b>284,400</b>	<b>222,600</b>	<b>224,900</b>
<b>Members Of Council Total</b>	<b>284,400</b>	<b>222,600</b>	<b>224,900</b>
<b>Governance Total</b>	<b>1,397,400</b>	<b>1,472,700</b>	<b>1,459,000</b>

**TECHNICAL SERVICES DIVISION**

**Infrastructure Services**

**Expenditure**

26220 Salaries - Infrastructure Services	1,202,500	1,028,900	1,029,800
26221 Other Employee Costs - Infrastructure Services	380,000	378,900	363,100
26223 Office - Infrastructure Services	63,700	44,400	43,800
26224 Motor Vehicles - Infrastructure Services	92,600	90,000	90,000
26225 Depreciation - Infrastructure Services	22,000	21,200	23,600
26227 Finance - Infrastructure Services	(1,545,300)	(1,376,400)	(1,292,800)
26228 Insurance - Infrastructure Services	90,600	85,700	89,600
26230 Other - Infrastructure Services	111,500	94,800	89,600
26231 Interest - Infrastructure Services	0	300	0
26234 Professional Fees - Infrastructure Services	170,000	211,300	170,000
26235 ICT Expenses - Infrastructure Services	16,000	26,400	20,500
26249 Loss On Sale of Fixed Assets - Infrastructure S	0	300	0
<b>Expenditure Total</b>	<b>603,600</b>	<b>605,800</b>	<b>627,200</b>
<b>Infrastructure Services Total</b>	<b>603,600</b>	<b>605,800</b>	<b>627,200</b>

**Parks and Ovals**

**Expenditure**

26360 Depreciation - Parks & Reserves	490,900	440,000	440,000
26365 Maintenance - Parks & Ovals	3,784,100	3,814,700	3,849,700
<b>Expenditure Total</b>	<b>4,275,000</b>	<b>4,254,700</b>	<b>4,289,700</b>
<b>Income</b>			
56306 Contrib'n Reim & Donations Op - Parks & Ovals	(14,400)	(10,000)	(30,900)
56309 Council Property - Parks & Ovals	(66,000)	(61,700)	(51,900)
56310 Sundry Income - Parks & Ovals	(14,700)	0	0
<b>Income Total</b>	<b>(95,100)</b>	<b>(71,700)</b>	<b>(82,800)</b>
<b>Parks and Ovals Total</b>	<b>4,179,900</b>	<b>4,183,000</b>	<b>4,206,900</b>

**Plant Operating**

**CITY OF NEDLANDS  
OPERATING BUDGET FOR 2011/12 FINANCIAL YEAR**

	2011/12 Budget \$	2010/11 Estimate \$	2010/11 Budget \$
<b>Expenditure</b>			
26525 Depreciation - Plant Operating	587,300	518,300	491,000
26527 Finance - Plant Operating	(1,145,100)	(905,200)	(1,106,800)
26532 Plant - Plant Operating	639,600	634,000	658,000
26533 Minor Parts & Workshop Tools - Plant Operating	0	15,000	0
26549 Loss On Sale of Fixed Assets - Plant Operating	30,000	20,000	30,000
<b>Expenditure Total</b>	<b>111,800</b>	<b>282,100</b>	<b>72,200</b>
<b>Income</b>			
56501 Fees & Charges - Plant Operating	(12,000)	(13,500)	(12,000)
56515 Profit On Sale of Fixed Assets - Plant Operating	(69,000)	(80,500)	(69,000)
<b>Income Total</b>	<b>(81,000)</b>	<b>(94,000)</b>	<b>(81,000)</b>
<b>Plant Operating Total</b>	<b>30,800</b>	<b>188,100</b>	<b>(8,800)</b>

**Streets Roads and Depots**

**Expenditure**

26625 Depreciation - Streets Roads & Depots	4,024,800	3,907,200	3,830,500
26626 Utility - Streets Roads & Depots	395,000	390,000	395,400
26630 Other	50,400	30,500	52,300
26640 Reinstatement - Streets Roads & Depot	12,000	5,000	20,600
26667 Road Maintenance	445,000	550,000	431,900
26668 Drainage Maintenance	110,000	390,000	265,000
26669 Footpath Maintenance	219,000	235,000	235,000
26670 Parking Signs	132,000	76,400	76,400
26671 Right of Way Maintenance - Pavement	81,100	83,100	83,100
26672 Bus Shelter Maintenance	38,400	25,000	38,400
26673 Graffiti Control	50,400	35,500	54,300
26674 Depot	125,000	130,100	102,600
<b>Expenditure Total</b>	<b>5,683,100</b>	<b>5,857,800</b>	<b>5,585,500</b>
<b>Income</b>			
56601 Fees & Charges - Streets Roads & Depots	(51,300)	(67,000)	(57,000)
56604 Grants Operating - Streets Roads & Depots	0	0	(8,000)
56606 Contrib'n Reim & Don Op - Streets Roads & Depots	(43,200)	(40,400)	(58,000)
56610 Sundry Income - Streets Roads & Depots	(11,000)	(4,400)	(10,600)
<b>Income Total</b>	<b>(105,500)</b>	<b>(111,800)</b>	<b>(133,600)</b>
<b>Streets Roads and Depots Total</b>	<b>5,577,600</b>	<b>5,746,000</b>	<b>5,451,900</b>

<b>Technical Services Total</b>	<b>10,391,900</b>	<b>10,722,900</b>	<b>10,277,200</b>
---------------------------------	-------------------	-------------------	-------------------

<b>CITY OF NEDLANDS OPERATING TOTAL</b>	<b>2,391,800</b>	<b>2,187,200</b>	<b>2,544,300</b>
---	------------------	------------------	------------------

**CITY OF NEDLANDS  
2011/12 CAPITAL WORKS & ACQUISITIONS**

Location	Description of Acquisition	\$ (excluding GST)		
		Total Cost	Grants / Trade-in	Cost to City
<b>INFRASTRUCTURE WORKS</b>				
<b>Footpath</b>				
Hooley Street	Footpath Rehabilitation	40,000	0	40,000
Camellia Ave Shared Path	Footpath Rehabilitation	16,000	8,000	8,000
Lemnos St	New Footpath	11,600	0	11,600
Beatrice Rd Stage 2	New Footpath Alexander Road to School Road	40,000	0	40,000
<b>Total - Footpath</b>		<b>107,600</b>	<b>8,000</b>	<b>99,600</b>
<b>Drainage</b>				
Loftus & Napier	Sump Refurbishment	100,000		100,000
City Wide	New Drainage	150,000		150,000
<b>Total - Drainage</b>		<b>250,000</b>	<b>0</b>	<b>250,000</b>
<b>Parking</b>				
Esplanade Parking	Use of \$80,000 cash in lieu	80,000	80,000	0
<b>Total - Parking</b>		<b>80,000</b>	<b>80,000</b>	<b>0</b>
<b>Walls</b>				
Beecham Rd	Stage 1 - retaining wall, brought forward from 2010/11 Budget	372,000	0	372,000
Beecham Rd	Stage 2 works - retaining wall	350,000		350,000
River wall	200m along river foreshore 50% funded by Swan River Trust	500,000	250,000	250,000
<b>Total - Walls</b>		<b>1,222,000</b>	<b>250,000</b>	<b>972,000</b>
<b>Roads</b>				
Adams Rd	Road rehabilitation - brought forward from 2010/11 Budget	220,000	0	220,000
Stirling Hwy / Broadway / Hampden	Blackspot - improve traffic flow at junction	378,000	315,000	63,000
Elizabeth St/Tyrell St	Blackspot - median islands	33,000	22,000	11,000
Stirling Hwy/ Florence	Blackspot - median islands	30,000	20,000	10,000
Princess Rd/Florence Rd -	Blackspot - median islands	33,000	22,000	11,000
Carrington St/Broome -	Blackspot - upgrade street lighting	30,000	20,000	10,000
Princess Rd/Bruce St -	Blackspot - upgrade street lighting	21,000	14,000	7,000
Monash Ave/Hampden Rd	Blackspot - upgrade street lighting	12,000	8,000	4,000
Bruce St/Elizabeth St	Blackspot - Roundabout	195,000	130,000	65,000
PBN Birdwood Parade	On-road cycle lane	16,000		16,000
PBN Victoria	On-road cycle lane	17,500	8,800	8,800
Underwood Ave	South carriageway from Selby St - CH1550	530,300	353,500	176,800
Bruce St	Princess Rd - Melvista Ave	128,300	85,500	42,800
Alfred Rd	Gayland Rd - Strickland St	232,900	155,300	77,700
North St	West Coast Hwy - Walba Way	131,000	109,200	21,900
Railway Rd	Aberdare Rd - 180m South West	50,100	33,400	16,700
Smyth Rd	Stirling Hwy - 90m North	25,700	17,200	8,600
Loch St	Stirling Hwy to 60m Nth, at Melville St, 70m Sth of Railway Pde - 3 sections	48,500	32,400	16,200
Gordon St	Hampden Rd - Clifton Rd	33,600	22,400	11,200
Archdeacon St	Entire length - Melvista to Stirling Hwy	514,800		514,800
Circe Circle North	Curlew Road to Carroll Street	110,000		110,000
Acacia Lane	Asquith St to Kennedia (estimate based on Orelia)	211,200		211,200
<b>Total - Roads</b>		<b>3,001,900</b>	<b>1,368,700</b>	<b>1,633,700</b>
<b>Traffic Management</b>				
Lisle Street	Traffic Management	25,000	0	25,000
Various traffic management	Traffic Management	50,000	0	50,000
Kitchener/Burwood/Croydon Street traffic treatments	Traffic Management	50,000	0	50,000
<b>Total - Traffic Management</b>		<b>125,000</b>	<b>0</b>	<b>125,000</b>
<b>TOTAL - ROAD WORKS</b>		<b>4,786,500</b>	<b>1,706,700</b>	<b>3,080,300</b>

Location	Description of Acquisition	\$ (excluding GST)		
		Total Cost	Grants / Trade-in	Cost to City
<b>PARKS &amp; RESERVES</b>				
<b>Playgrounds Improvements</b>				
Melvista Park	New accessible playground	175,500	0	175,500
Melvista Park	Connecting path for accessible playground	31,100	0	31,100
Jones Park	Upgrade Playground including Shade Sails	74,300	0	74,300
Masons Garden	Add Playground Equipment - Climbing Spider	35,000		35,000
<b>Total - Playgrounds Improvements</b>		<b>315,900</b>	<b>0</b>	<b>315,900</b>
<b>Reticulation</b>				
Allen Park	Central Control Capable Cabinet	26,800	0	26,800
Lawler Park	Central Control Capable Cabinet	26,800	0	26,800
Asquith Park (Incl. Strickland Street Reserve)	Upgrade irrigation system with hydro zoning	22,300	0	22,300
Beatrice Road Reserve	Upgrade bore and submersible pump	32,700	0	32,700
Campsie Park	New bore and submersible pump	25,300	0	25,300
Campsie Park	Upgrade irrigation system with hydro zoning	20,100	0	20,100
Melvista Oval	Central Control Capable Cabinet	26,800	0	26,800
Mossvale Gardens	Central Control Capable Cabinet	26,800	0	26,800
Mossvale Gardens	New bore and submersible pump	25,300	0	25,300
Mossvale Gardens	Upgrade irrigation system with hydro zoning	20,100	0	20,100
Tresillian	Upgrade irrigation system with hydro zoning	20,100	0	20,100
Zamia Park	New bore and submersible pump	25,300	0	25,300
<b>Total - Reticulation</b>		<b>298,400</b>	<b>0</b>	<b>298,400</b>
<b>Sports Facilities</b>				
Mt Claremont Oval	New Soccer Goals	25,300	0	25,300
Charles Court Reserve	Skate park bank stabilisation	22,300	0	22,300
<b>Total - Sports Facilities</b>		<b>47,600</b>	<b>0</b>	<b>47,600</b>
<b>Ovals &amp; Reserves Improvements</b>				
New Court Gardens	Repair of limestone wall, renewal of garden beds and planting of roses plants	26,100	0	26,100
Prince Albert Court	Install Water Meter and re-landscape	10,800	0	10,800
Director Gardens	Rehabilitation of pathway (120m)	18,000	0	18,000
Allen Park Oval	Replace drinking fountain	3,300	0	3,300
Beaton Park	Replace Wooden Sign with Metal Standard Sign	7,800	0	7,800
Darran Park	Replace Wooden Sign with Metal Standard Sign	7,800	0	7,800
Stephenson Avenue	Install bollard and plant Green Belt in the vicinity of Challenge Stadium	50,000	0	50,000
Hamilton Park	Terrace Southern Area	37,100	0	37,100
Mt Claremont Oval	Completion of Circuit Path	38,400		38,400
<b>Total - Ovals &amp; Reserves Improvements</b>		<b>199,300</b>	<b>0</b>	<b>199,300</b>
<b>Natural Areas</b>				
Allen Park Oval	Stage 1 path maintenance	80,000	0	80,000
Hollywood Reserve	Repair 4 paths, including 1 path brought forward from 2010/11 Budget	95,000	0	95,000
<b>Total - Natural Areas</b>		<b>175,000</b>	<b>0</b>	<b>175,000</b>
<b>TOTAL - PARKS &amp; RESERVES</b>		<b>1,036,200</b>	<b>0</b>	<b>1,036,200</b>

<b>BUILDINGS</b>				
John Leckie Pavilion	Refurbishment of the John Leckie Pavilion	2,800,000	600,000	2,200,000
Drabble House	Upgrade to Drabble House in order to make it suitable for storing archival/property files	50,000	0	50,000
David Cruickshank Reserve	Completion of master plan for redevelopment/rationalisation of reserve	100,000	0	100,000
City Buildings (selected)	Install photovoltaic solar panels to generate electricity	100,000	0	100,000
Admin, Cottage, NCC, Depot, PROCC, Neds Lib, Tresillian	Installation of swipe card access to buildings. Rationalisation of security system. Removal of existing doorsteps, installation of new aluminium doors and hardware - Stage I	30,000	0	30,000
Depot	Replacement of security fence	20,000	0	20,000
Public facilities	Installation of automated locking devices, doors and fixtures to all public toilets	30,000	0	30,000
Admin Cottage	Replace roof tiles to 110 Smyth Rd	25,000	0	25,000
College Park Family Centre	Roof cover replacement	18,000	0	18,000
Council Depot	Upgrade to ladies toilet	12,000	0	12,000
Mt Claremont Oval	Demolition of public toilets at Mt Claremont Oval	10,000	0	10,000
Tresillian	New floor coverings and replacement of two evaporative units	32,000	0	32,000
Admin Cottage	Replace Air-con unit to Cottage	12,000	0	12,000

Location	Description of Acquisition	\$ (excluding GST)		
		Total Cost	Grants / Trade-in	Cost to City
Mt Claremont Oval change rooms	New kitchen appliances	3,500	0	3,500
PROCC	Replace Kitchen and floor covering	18,000	0	18,000
<b>TOTAL - BUILDINGS</b>		<b>3,260,500</b>	<b>600,000</b>	<b>2,660,500</b>

<b>MOTOR VEHICLES</b>				
Governance - Human Resources	Nissan Maxima Sedan	31,000	12,300	18,700
Community Svs - Community Development	Nissan Maxima Sedan	31,000	12,300	18,700
Development Svs - Building	Nissan X Trail Wagon Deferred from 2010/2011 Budget	32,500	20,000	12,500
Community Svs - Service Centres	Nissan X Trail Wagon : deferred from 2010/2011 Budget	32,500	20,000	12,500
Corporate Svs - Corporate Svs	Nissan X Trail Wagon : deferred from 2010/2011 Budget	32,500	20,000	12,500
Development Svs - Town Planning	Nissan X Trail Wagon : deferred from 2010/2011 Budget	32,500	20,000	12,500
Community Svs - Library	Nissan X Trail Wagon : deferred from 2010/2011 Budget	32,500	20,000	12,500
Community Svs - NCC	Nissan X Trail Wagon : HACC funded	32,500	32,500	0
Community Svs - NCC	New Day Centre Bus - Mercedes high roof with hoist HACC Funded	130,000	130,000	0
Tech Svs - Parks	Hino Crewcab 3.5 Tonne auto	56,000	26,400	29,600
Tech Svs - Parks	Hino Crewcab 3.5 Tonne auto	56,000	26,400	29,600
Tech Svs - Parks	Ford Ranger crewcab diesel with tonneau cover as per 2yr c/o	29,000	19,100	9,900
Tech Svs - Parks	Ford Ranger crewcab diesel with tonneau cover as per 2yr c/o	29,000	19,100	9,900
Tech Svs - Engineering	Ford Ranger crewcab diesel with tonneau cover as per 2yr c/o	29,000	19,100	9,900
Development Svs - Building	Ford Falcon traytop utility	29,000	13,600	15,400
Development Svs - Building	Ford Ranger traytop utility	28,000	13,600	14,400
Corporate Svs - Ranger Svs	Ford Ranger dual 4x4 utility with canopy	35,000	21,800	13,200
<b>TOTAL - MOTOR VEHICLES</b>		<b>678,000</b>	<b>446,200</b>	<b>231,800</b>

<b>MINOR PLANT &amp; EQUIPMENT</b>				
Tech Svs - Works	Jetwave HP275-26" drain cleaner	11,000	0	11,000
Tech Svs - Parks	CropPak 500 litre skid mounted spray unit c/w twin reelers	5,000	0	5,000
Tech Svs - Works	Milwaukee 28 volt cordless impact drill plus attachments	1,500	0	1,500
Tech Svs - Works	Mowmaster Honda Edger Works Department	1,500	100	1,400
Tech Svs - Parks	Brushcutters (8) Stihl FS350 (Two for Bushcare)	8,800	900	7,900
Tech Svs - Parks	Chainsaws / Blowers (4 each)	7,500	900	6,600
Tech Svs - Parks	Stihl HT75 Pole pruner	1,500	200	1,300
Tech Svs - Parks	Stihl HL75 Pole hedge trimmer	1,500	200	1,300
Tech Svs - Engineering	Workshop Tools	2,000	0	2,000
Tech Svs - Parks	Minor Tools Parks	2,000	0	2,000
Tech Svs - Engineering	Minor Tools Works	2,000	0	2,000
Tech Svs - Parks	Minor Tools Bushcare	2,000	0	2,000
<b>TOTAL - MINOR PLANT &amp; EQUIPMENT</b>		<b>46,300</b>	<b>2,300</b>	<b>44,000</b>

<b>FURNITURE &amp; EQUIPMENT</b>				
Tresillian	Electric front loading pottery kiln	6,300	0	6,300
Nedlands Library	Audio Loop and Audiovisual systems plan	9,000	0	9,000
NCC	Furniture and small equipment, HACC funded	4,000	4,000	0
Rangers	Hardware and software to monitor parking infringements from Rangers' vehicles	90,000	0	90,000
Rangers	Replacement of handheld infringement devices	46,000	0	46,000
<b>TOTAL - FURNITURE &amp; EQUIPMENT (OFFICE)</b>		<b>155,300</b>	<b>4,000</b>	<b>151,300</b>

<b>ICT CAPITAL PROJECT</b>				
City wide	Core computer system (Authority) upgrade to V6 - a web based client application, that enables the City to keep abreast with module improvements, and access through the internet.	70,000	0	70,000
Depot	Disaster Recovery Solution Stage I - to be able recover data to continue operations in the event of a disruption at the main Admin site.	90,000	0	90,000
Engineering	Forum 8 - Modelling software	10,000		10,000
<b>TOTAL - ICT CAPITAL PROJECT</b>		<b>170,000</b>	<b>0</b>	<b>170,000</b>

<b>TOTAL - 2011/12 CAPITAL WORKS &amp; ACQUISITIONS</b>		<b>10,132,800</b>	<b>2,759,200</b>	<b>7,374,100</b>
---	--	-------------------	------------------	------------------



**CITY OF NEDLANDS**  
**SCHEDULE OF FEES & CHARGES**  
**2011/12**

Description		10/11	11/12	GST	
<b>Corporate Services</b>					
<b>Photocopying</b>	A3	\$1.15	\$1.20	Y	
	A2	\$2.20	\$2.50	Y	
	A1	\$4.70	\$5.00	Y	
	A0	\$10.50	\$11.00	Y	
<b>Credit Card Payment Surcharge</b>	When payment made by credit card (visa or mastercard)	0.50%	0.60%	N	
<b>Rates</b>	Rates Enquiries / Statement of Rates	\$40.00	\$42.00	N	
	Rates - Admin Fee for instalment payment	\$18.00	\$21.00	N	
	Admin fee for Direct Debit & Payment Arrangements	\$25.00	\$30.00	N	
	Orders and Requisitions	\$65.00	\$70.00	N	
<b>Ranger Services</b>	Ranger Caravan Hire Bond	\$500.00	\$500.00	Y	
	Use of Ranger Caravan	Per day	\$200.00	\$200.00	Y
	Repair of damage to Ranger Caravan	Actual cost	Actual cost	Y	
	Cat Sterilisation	Males	\$45.00	\$45.00	N
		Females	\$57.50	\$57.50	N
	Road Closure / Event Assessment Fee		\$110.00	\$120.00	N
	Ranger Event Attendance / Booking Fee	3 hr minimum, 2 x rangers + vehicle	\$150.00	\$170.00	Y
		Per hour after minimum 3 hrs		\$60.00	Y
	Ranger After Hours Callout Fee	3 hr minimum	\$160.00	\$170.00	Y
		Per hour after minimum 3 hrs		\$60.00	Y
	Parking Signs	Private Property	\$26.00	\$30.00	N
		No Verge Parking	\$21.00	\$25.00	N
	Private Property Parking Agreement Fee	Annual cost incl 2 x signs	\$160.00	\$170.00	N
	Parking Permits	Residential - first permit	Free	Free	N
		Residential - additional permits	\$10.00	\$11.00	N
		Visitor parking permit	\$20.00	\$22.00	N
		Temporary parking permit (3month)	\$80.00	\$85.00	N
		Parking facility permit (per day, per bay)		\$15.00	
	Impounded Vehicles	Per vehicle	\$125.00	\$130.00	N
		Per vehicle / per day	\$10.50	\$11.00	N
	Impounded Dogs	Per dog	\$100.00	\$110.00	N
		Per dog / per day	\$25.00	\$30.00	N
		Dog surrender fee	\$70.00	\$75.00	N
	Impounded fee for animals other than dogs	Per animal other than dog	\$100.00	\$110.00	N
		Per animal other than dog / per day	\$25.00	\$30.00	N
	Impounded Equipment and Materials	Impound fee per item	\$100.00	\$110.00	N
		Daily storage fee per item	\$10.00	\$15.00	N
		Impound fee per m3	\$50.00	\$55.00	N
		Daily storage fee per m3	\$10.00	\$11.00	N
	Application for 2+ dogs at premises or kennel	Initial application fee	\$150.00	\$160.00	N
		Renewal fee	\$50.00	\$55.00	N
	Dog Bag Dispenser Refills	Pack of 3	\$5.00	\$5.00	Y
	Dog Registration Fees (Dog Act 1976)	1 Year - Not sterilised	\$30.00	\$30.00	N

Description			10/11	11/12	GST
		3 Year - Not sterilised	\$75.00	\$75.00	N
		1 Year - Sterilised	\$10.00	\$10.00	N
		3 Year - Sterilised	\$18.00	\$18.00	N
		Pensioner concession	50% of above fees	50% of above fees	N
<b>Record Services</b>	Freedom of Information Charges	Personal information about the applicant	Free	Free	N
	(Under the Freedom of Information Act 1992, s. 12 pg, 6)	Application fee - non personal information	\$30.00	\$30.00	N
		Charge for time dealing with the application (per hour, or pro rata)	\$30.00	\$30.00	N
		Access time supervised by staff (per hour, or pro rata)	\$30.00	\$30.00	N
		Photocopying staff time (per hour, or pro rata)	\$30.00	\$30.00	N
		Per photocopy	\$0.55	\$0.55	Y
		Transcribing from tape, film or computer (per hour, or pro rata)	\$30.00	\$30.00	N
		Duplicating a tape, film or computer information	Actual Cost	Actual Cost	Y
		Delivery, packaging and postage	Actual Cost	Actual Cost	Y
	Deposits	Advance deposit may be required of the estimated charges	25%	25%	N
		Further advance deposit may be required to meet the charges for dealing with the application	75%	75%	N
<b>Tresillian</b>					
<b>Room Hire</b>	Yoga Room	Hourly	\$28.50	\$30.00	Y
		1/2 Day (6 hrs)	\$126.00	\$131.00	Y
		1 Day	\$181.00	\$188.00	Y
		2 Days	\$218.00	\$227.00	Y
		3 Days	\$271.00	\$282.00	Y
		4 Days	\$290.00	\$302.00	Y
		5 Days	\$318.00	\$331.00	Y
		6 Days	\$326.00	\$339.00	Y
		Weekly	\$380.00	\$399.00	Y
	Craft, Sitting, Front, or Verandah Room	Hourly	\$21.50	\$22.50	Y
		1/2 Day (6 hrs)	\$96.00	\$100.00	Y
		1 Day	\$138.00	\$144.00	Y
		2 Days	\$166.00	\$173.00	Y
		3 Days	\$206.00	\$216.00	Y
		4 Days	\$220.00	\$229.00	Y
		5 Days	\$240.00	\$250.00	Y
		6 Days	\$247.00	\$258.00	Y
		Weekly	\$288.00	\$301.00	Y
	Language or Resource Room	Hourly	\$16.00	\$17.00	Y
		1/2 Day (6 hrs)	\$71.00	\$74.00	Y
		1 Day	\$102.00	\$106.00	Y
		2 Days	\$123.00	\$128.00	Y
		3 Days	\$152.00	\$159.00	Y
		4 Days	\$163.00	\$170.00	Y
		5 Days	\$178.00	\$185.00	Y
		6 Days	\$184.00	\$192.00	Y
		Weekly	\$213.00	\$224.00	Y
	Playcentre	Hourly	\$36.00	\$37.50	Y
		1/2 Day (6 hrs)	\$162.00	\$168.00	Y
		1 Day	\$231.00	\$240.00	Y
		2 Days	\$278.00	\$289.00	Y
		3 Days	\$348.00	\$363.00	Y
		4 Days	\$371.00	\$386.00	Y
		5 Days	\$406.00	\$422.00	Y
		6 Days	\$418.00	\$435.00	Y
		Weekly	\$483.00	\$504.00	Y
<b>Studio /Room Rentals (Annual)</b>	Courtyard	Per annum	\$1,857.60	\$1,932.00	Y
	Garage	Per annum	\$3,695.04	\$3,843.00	Y
	The Studio	Per annum	\$2,534.40	\$2,637.00	Y
	Green Room + entry & bathroom	Per annum	\$3,788.64	\$3,942.00	Y
	Café	Per annum	\$3,617.00	\$3,762.00	Y
	Corner Studio	Per annum	\$3,378.24	\$3,513.00	Y
	GardenStudio	Per annum	\$3,883.68	\$4,041.00	Y

Description			10/11	11/12	GST
	Language Studio	Per annum	\$1,252.80	\$1,305.00	Y
	Studio 8	Per annum	\$3,876.00	\$4,032.00	Y
<b>Memberships</b>	Individual (resident)	Per annum	\$23.00	\$24.00	Y
	Family (resident)	Per annum	\$30.00	\$31.00	Y
	Individual (non resident)	Per annum	\$30.00	\$31.00	Y
	Family (non resident)	Per annum	\$37.00	\$38.50	Y
<b>Playcentre Members</b>	Child under 2 years	Per hour	\$10.00	\$10.50	Y
	Child 2 years and older	Per hour	\$8.00	\$8.50	Y
<b>Playcentre Non-Members</b>	Child under 2 years	Per hour	\$14.50	\$15.00	Y
	Child 2 years and older	Per hour	\$12.00	\$12.50	Y
<b>Sundry</b>	Photocopies /Printing	B&W: A4 - single sided	\$0.25	\$0.30	Y
		B&W: A4 - double sided	\$0.45	\$0.50	Y
		B&W: A3 - single sided	\$0.25	\$0.50	Y
		B&W: A3 - double sided	\$0.45	\$1.00	Y
		Colur: A4 - single sided	\$0.50	\$0.50	Y
		Colur: A4 - double sided	\$1.00	\$1.00	Y
		Colur: A3 - single sided	\$1.00	\$1.00	Y
		Colur: A3 - double sided	\$2.00	\$2.00	Y
	Telephone	Local Call	\$0.50	\$0.50	Y
	Laminating	A4	\$2.50	\$2.60	Y
		A3	\$3.00	\$3.10	Y
	Staff and Tenants Fax - Send 1st page	Metro Area	\$3.50	\$3.50	Y
		Country	\$4.50	\$4.50	Y
		Interstate	\$4.50	\$4.50	Y
		Overseas	\$6.50	\$6.50	Y
	Staff and Tenants Fax - Send Extra Page Each	Metro Area	\$1.50	\$1.50	Y
		Country	\$1.50	\$1.50	Y
		Interstate	\$2.50	\$2.50	Y
		Overseas	\$2.50	\$2.50	Y
	Staff and Tenants - Fax - Receive	Up to 5 pages	\$2.50	\$2.50	Y
		Extra Page Each	\$0.55	\$0.55	Y
<b>Advertising in Tresillian Newsletter (including design work)</b>	Business Card Size	A7	\$65.00	\$68.00	Y
	Quarter Page	A6	\$125.00	\$130.00	
	Half Page	A5	\$250.00	\$260.00	Y
<b>Exhibitions/Displays</b>	Exhibition Fees		\$1,140.00	\$1,190.00	Y
	Commission on Sales		25%	25%	Y
<b>Course Fees</b>	Charges for individual courses			Based on 50% cost recovery model	Y
	Concession Card holders receive a 10 % discount on fees.				
<b>Building Rents and Hire</b>					
<b>College Park Family Centre</b>	Nedlands Playgroup	Annual	\$1,976.00	\$1,976.00	Y
	Nedlands Toy Library	Annual	\$416.00	\$416.00	Y
<b>Hackett Playgroup</b>		Annual	\$1,804.00	\$1,804.00	Y
<b>Mt Claremont Playgroup</b>		Annual	\$2,080.00	\$2,080.00	Y
<b>Allen Park Playgroup</b>		Annual	\$1,250.00	\$1,250.00	Y
<b>Housing Rents (Per Week)</b>	11 Sayer Street	Market Rental	Market Rental	Market Rental	
	Maisonettes	Market Rental	Market Rental	Market Rental	
<b>Dalkeith Hall; Drabble House; Mt Claremont Community Centre; Allen Park Pavillion; John Leckie Music Centre</b>	Community Group Peak hours (8:30am - 8.30pm)	Hourly		\$16.00	Y
	Community Group Non-Peak hours (7am - 8.30am) (8.30pm - midnight)	Hourly		\$14.00	Y
	Commercial User Peak Hours (8.30 am - 8.30 pm)	Hourly		\$26.00	Y
	Commercial User Non-peak Hours (7 am - 8.30 am) (8.30 pm - Midnight)	Hourly		\$21.00	Y
	Community User - Full Day Rate	Daily		\$100.00	Y
	Commercial User - Full day rate (7 am - midnight)	Daily		\$150.00	Y

Description			10/11	11/12	GST
	Private Function Peak Times (8.30 am - 8.30 pm)	Hourly		\$48.00	Y
	Private Function -Non-peak Hours (7 am - 8.30 am) (8.30 pm - Midnight)	Hourly		\$24.00	Y
<b>Partial Facility Hire</b>	Kiosk, Kitchen, Changeroom etc (for community groups only) Per hour		\$6.50	\$7.00	Y
<b>Hall Hire Bonds (All Facilities)</b>	Function without Alcohol		\$500.00	\$520.00	N
	Functions with Alcohol (community groups only)		\$1,040.00	\$1,080.00	N
	Other (meeting, classes etc)		\$122.00	\$126.00	N
	Keys		\$66.00	\$68.00	N
	Microphone (Dalkeith Hall Only)		\$66.00	\$66.00	N
	Yamaha C3D Grand Piano (John Leckie Music Centre Only)		\$603.00	\$630.00	N
<b>Unauthorised Hall / Pavilion Use Fine</b>	Using facility without booking	Hall hire fee + fine	\$208.00	\$216.00	N
<b>After Hours Staff Call Out Fee</b>	Ranger	First 3 hours (minimum charge)		\$170.00	Y
		per hour after minimum 3 hrs	\$55.00	\$60.00	Y
	Building Services	First 3 hours (minimum charge)		\$170.00	Y
		per hour after minimum 3 hrs	\$55.00	\$60.00	Y
	Special Cleaning Fee		\$230.00	\$240.00	Y
<b>Childrens Services (PROCC)</b>					
<b>Point Resolution Occasional Care Centre</b>	Daily		\$56.00	\$60.00	N
	Sessional	Morning	\$35.00	\$36.00	N
		Afternoon	\$35.00	\$36.00	N
	Casual booking fee (non-refundable)	Half day	\$15.00	\$16.00	N
		Full day	\$25.00	\$26.00	N
	Administration Fee (Annual)		\$32.00	\$35.00	N
	Late Fee (Late Collecting Child)		\$16.00	\$20.00	N
<b>Aged and Disabled Services (NCC)</b>					
<b>Nedlands Community Care (name change due to no longer being NEPHSS)</b>	Eligible clients: Income - Single \$0 to \$39,351; couple \$0 to \$65,793	Fee per Unit of Service*	\$10.00	\$8.00	N
<b>Maximum of 6 hours per week of service available per client in all income categories</b>	Eligible Clients: Income - Single - \$39,352 to \$49,999; Couple \$65,794 to \$79,999	Fee per Unit of Service*	\$15.00	\$10.00	N
	Eligible Clients: Income - Single over \$50,000; Couple over \$80,000	Fee per Unit of Service*	Unit Cost**	Unit Cost**	N
<b>* Unit of service is a single service provided within a specified timeframe</b>					
<b>** Unit cost is used to describe the actual cost of providing a unit of service calculated annually using the formula specified in the HACC Safeguards Policy</b>					
	Eligible clients: Income - Single \$0 to \$39,351; couple \$0 to \$65,793	Fee limit (cap) per week	\$43.00	\$50.00	N
	Eligible Clients: Income - Single - \$39,352 to \$49,999; Couple \$65,794 to \$79,999	Fee limit (cap) per week	\$53.00	\$62.00	N
	Eligible Clients: Income - Single over \$50,000; Couple over \$80,000	Fee limit (cap) per week	\$118.00	\$138.00	N
<b>Day Respite Centre</b>	Full Day (includes meal @ \$6.50 and transport)	Per Day	\$15.00	\$16.00	N
	Suggested Transport Donation	Return Trip	\$10.00	\$5.00	N
		One Way	\$6.00	\$2.50	N
<b>Library Services</b>					
<b>Fees</b>	Fax - Send - 1st Page	Metro Area	\$3.00	\$3.00	Y
		Country	\$4.00	\$4.00	Y
		Interstate	\$4.00	\$4.00	Y
		Overseas	\$6.00	\$6.00	Y
	Fax - Send - Extra Page Each	Metro Area	\$1.00	\$1.00	Y
		Country	\$1.00	\$1.00	Y
		Interstate	\$2.00	\$2.00	Y
		Overseas	\$2.00	\$2.00	Y
	Fax - Receive	Up to 5 pages	\$2.00	\$2.00	Y
		Extra Page Each	\$0.50	\$0.50	Y
	Photocopies / Printing - Per Page	B&W: A4 - single sided	\$0.20	\$0.20	Y
		B&W: A4 - double sided	\$0.40	\$0.40	Y
		B&W: A3 - single sided	\$0.20	\$0.20	Y
		B&W: A3 - double sided	\$0.40	\$0.40	Y

Description			10/11	11/12	GST
		Colour: A4 - single sided	\$0.50	\$0.50	Y
		Colour: A4 - double sided	\$1.00	\$1.00	Y
		Colour: A3 - single sided	\$1.00	\$1.00	Y
		Colour: A3 - double sided	\$2.00	\$2.00	Y
	Laminating - Per Page	A4	\$2.00	\$2.00	Y
		A3	\$3.00	\$3.00	Y
		Poster	\$10.00	\$10.00	Y
<b>Holiday Activities</b>	Outside Performer (Per Child)	Per Day	\$5.00	\$5.00	Y
<b>Other</b>	Replace Library Card (Within 2 Years)		\$5.00	\$5.00	Y
	Sale of Library Bags	Depends on bag	\$1-\$5	\$1-\$5	Y
	Sale of Discarded Library Stock	According to condition	\$2 - \$10	\$2 - \$10	Y
	Late Return Penalty		\$3.00	\$3.00	Y
	Local Studies Postcards		\$0.50	\$0.50	Y
	Promotional Materials (Various)		\$0.50 - \$30	\$0.50 - \$30	
	Uncollected Inter Library Loan		\$2.00	\$2.00	Y
	Hire of Bookclub Book Sets	Per set (10 volumes)	\$20.00	\$20.00	Y
<b>Training Room Hire</b>	Without computer use	Per Hour	\$10.00	\$10.00	Y
		Per Day	\$50.00	\$50.00	Y
	With computer use	Per Hour	\$15.00	\$15.00	Y
		Per Day	\$80.00	\$80.00	Y
<b>Ground Usage</b>					
<b>Tennis Court Hire - Day - Seniors (18 yrs and over)</b>	All Courts	Per Hour	\$9.00	\$9.50	Y
<b>Tennis Court Hire - Day - Juniors (under 18 yrs) and Pensioners (60 + yrs)</b>	All Courts	Per Hour	\$4.50	\$5.00	Y
<b>Tennis Court Hire - Night - Seniors (18 yrs and over)</b>	All Courts	Per Hour	\$11.00	\$11.50	Y
<b>Tennis Court Hire - Night - Juniors (under 18 yrs) and Pensioners (60 + yrs)</b>	All Courts	Per Hour	\$7.50	\$8.00	Y
<b>Tennis Court Hire Professional Coach (Day)</b>	All courts (Per Hour)	Juniors under 18 yrs	\$7.50	\$8.00	Y
	All courts (Per Hour)	Seniors 18 yrs and over	\$12.50	\$13.50	Y
<b>Tennis Court Hire Professional Coach (Night)</b>	All courts (Per Hour)	Juniors under 18 yrs	\$11.25	\$12.00	Y
	All courts (Per Hour)	Seniors 18 yrs and over	\$15.00	\$16.00	Y
<b>Turf Facilities</b>	Fixtures (Associations)	Per Fixture	\$312.00	\$328.00	Y
	Training (Per Club Per Night)	Per Hour	\$41.50	\$43.50	Y
<b>Casual Active Recreation Use Ground Hire</b>	All Grounds - Community	Hourly	\$13.00	\$14.00	Y
		Daily	\$88.00	\$92.50	Y
	All Grounds - Schools	Free before 3 pm	Nil	Nil	
	All Grounds - Schools	Hourly after 3 pm	\$13.00	\$13.50	
	All Grounds - Commercial (including Personal Trainers with groups over 10 people)	Hourly	\$21.00	\$22.00	Y
		Daily	\$156.00	\$164.00	Y
<b>Casual Passive Recreation Use Ground Hire</b>	All Grounds - Non Resident - Community	Hourly	\$13.00	\$13.50	Y
		Daily	\$88.00	\$92.50	Y
	All Grounds - Non Resident - Commercial (including Personal Trainers with groups over 10 people)	Hourly	\$21.00	\$22.00	Y
		Daily	\$156.00	\$164.00	Y
	Commercial Filming Charge	Hourly	\$21.00	\$22.00	Y
		Daily	\$156.00	\$164.00	Y
	Ground Key Bond (all grounds use)		\$62.00	\$65.00	N
<b>Administration Labour Rate</b>	Parks	2 x people + truck	\$88.00	\$91.00	Y
<b>(All per hr rates, working hours)</b>	Rangers	1 x person + vehicle	\$50.00	\$53.00	Y
	Building	1 x person + vehicle	\$47.00	\$50.00	Y
<b>Contributions to Bore Maintenance</b>	Dalkeith Bowling Club	as per lease agreement	\$770.00	\$794.00	Y
	Hollywood Bowling Club	as per lease agreement	\$770.00	\$794.00	Y
	Dalkeith Tennis Club	as per lease agreement	\$1,540.00	\$1,587.00	Y
	Nedlands Tennis Club	as per lease agreement	\$770.00	\$794.00	Y
	Allen Park Tennis Club	as per lease agreement	\$1,540.00	\$1,587.00	Y
	Nedlands Croquet Club	as per lease agreement	\$770.00	\$794.00	Y
<b>Reserve Access</b>	Reserve Access Fee	Minimum cost of:	\$67.00	\$71.00	Y

Description			10/11	11/12	GST
	Reserve Access Bond	Minimum cost of:	\$630.00	\$660.00	N
<b>Senior Team</b>	Ground Hire - fixtured game days only	All Grounds - per day, per reserve	\$20.00	\$22.00	Y
	Supply, Installation, Removal, Storage and Maintenance of one set of goals	Rugby Goals	\$1,300.00	\$1,340.00	Y
		Senior Aussie Rules Goals	\$1,595.00	\$1,645.00	Y
	Installation, Removal, Storage and Maintenance of one set of goals	Hockey Goals	\$320.00	\$330.00	Y
		Senior Soccer Goals	\$990.00	\$1,020.00	Y
	Preparation of Turf Cricket Wicket/s	College Park East (1x centre wicket)	\$1,320.00	\$1,360.00	Y
		College Park West (1x centre wicket)	\$1,320.00	\$1,360.00	Y
		Allen Park (1 centre wicket & 1 practice block)	\$4,000.00	\$4,120.00	Y
		Melvista Oval (1 centre wicket & 1 practice block)	\$4,000.00	\$4,120.00	
	Purchase, Delivery and Spreading of Red Dirt for Baseball Mounds and Bases		\$340.00	\$360.00	Y
	Electricity Costs to Operate Oval Floodlights per Hour per Oval	Charles Court Reserve	\$2.90	\$3.20	Y
	(Winter from 6 pm, Summer from 7 pm)	Paul Hasluck Reserve	\$0.80	\$0.90	Y
		Melvista Oval (new)	\$6.60	\$7.50	Y
		DC Cruickshank Reserve	\$1.85	\$2.00	Y
		Mt Claremont Oval	\$1.10	\$1.20	Y
		Allen Park Upper Oval	\$3.40	\$3.70	Y
		Allen Park Lower Oval		\$3.70	
		College Park Upper Oval	\$2.05	\$2.30	Y
		College Park Lower Oval	\$1.45	\$1.60	Y
		Highview Oval	\$1.85	\$2.00	Y
	Additional Lawn Mowing Per Session Per Oval		\$195.00	\$210.00	Y
	Initial Set Up and Linemarking Per Field Per Sport	Rugby	\$104.00	\$110.00	Y
		Junior Aussie Rules	\$52.00	\$55.00	Y
		Senior Aussie Rules	\$80.00	\$85.00	Y
		Hockey	\$80.00	\$85.00	Y
		Senior Soccer	\$104.00	\$110.00	Y
		Junior Soccer	\$52.00	\$55.00	Y
		Baseball	\$99.00	\$105.00	Y
		Tball	\$62.00	\$65.00	Y
<b>Junior Team</b>	Ground Hire - fixtured game days only	All Grounds - per day, per reserve	\$10.00	\$11.00	Y
<b>(50% of Senior Team fee)</b>	Supply, Installation, Removal, Storage and Maintenance of one set of goals	Rugby Goals	\$650.00	\$670.00	Y
		Senior Aussie Rules Goals	\$798.00	\$822.00	Y
	Installation, Removal, Storage and Maintenance of one set of goals	Hockey Goals	\$160.00	\$165.00	Y
		Senior Soccer Goals	\$495.00	\$510.00	Y
	Preparation of Turf Cricket Wicket/s	College Park East (1x centre wicket)	\$660.00	\$680.00	Y
		College Park West (1x centre wicket)	\$660.00	\$680.00	Y
		Allen Park (1x centre wicket & 1 x practice block)	\$2,000.00	\$2,060.00	Y
	Purchase, Delivery and Spreading of Red Dirt for Baseball Mounds and Bases		\$170.00	\$180.00	Y
	Electricity Costs to Operate Oval Floodlights per Hour per Oval	Charles Court Reserve	\$1.45	\$1.60	Y
		Paul Hasluck Reserve	\$0.45	\$0.45	Y
		Melvista Oval (new)	\$3.30	\$3.75	Y
		DC Cruickshank Reserve	\$0.90	\$1.00	Y
		Mt Claremont Oval	\$0.55	\$0.60	Y
		Allen Park Upper Oval	\$1.80	\$1.85	Y
		Allen Park Lower Oval		\$1.85	
		College Park Upper Oval	\$1.10	\$1.15	Y
		College Park Lower Oval	\$0.80	\$0.80	Y
		Highview Oval	\$0.90	\$1.00	Y
	Additional Lawn Mowing Per Session Per Oval		\$110.00	\$120.00	Y

Description			10/11	11/12	GST
	Initial Set Up and Linemarking Per Field Per Sport	Rugby	\$55.00	\$55.00	Y
		Junior Aussie Rules	\$26.00	\$27.50	Y
		Senior Aussie Rules	\$45.00	\$42.50	Y
		Hockey	\$45.00	\$42.50	Y
		Senior Soccer	\$55.00	\$55.00	Y
		Junior Soccer	\$26.00	\$27.50	Y
		Baseball	\$55.00	\$52.50	Y
		Tball	\$33.00	\$32.50	Y
<b>Both Junior &amp; Senior Teams</b>	Ground Hire - fixtured game days only	All Grounds - per day, per reserve	\$20.00	\$16.50	Y
<b>(75% of Senior Team fee)</b>	Supply, Installation, Removal, Storage and Maintenance of one set of goals	Rugby Goals	\$975.00	\$1,010.00	Y
		Senior Aussie Rules Goals	\$1,200.00	\$1,240.00	Y
	Installation, Removal, Storage and Maintenance of one set of goals	Hockey Goals	\$250.00	\$260.00	Y
		Senior Soccer Goals	\$750.00	\$770.00	Y
	Preparation of Turf Cricket Wicket/s	College Park East (1x centre wicket)	\$1,000.00	\$1,030.00	Y
		College Park West (1x centre wicket)	\$1,000.00	\$1,030.00	Y
		Allen Park (1x centre wicket & 1 x practice block)	\$3,100.00	\$3,200.00	Y
	Purchase, Delivery and Spreading of Red Dirt for Baseball Mounds and Bases		\$255.00	\$270.00	Y
	Electricity Costs to Operate Oval Floodlights per Hour per Oval	Charles Court Reserve	\$2.15	\$2.40	Y
		Paul Hasluck Reserve	\$0.60	\$0.68	Y
		Melvista Oval (new)	\$4.95	\$5.60	Y
		DC Cruickshank Reserve	\$1.35	\$1.50	Y
		Mt Claremont Oval	\$0.80	\$0.90	Y
		Allen Park Upper Oval	\$2.50	\$2.75	Y
		College Park Upper Oval	\$1.55	\$1.80	Y
		College Park Lower Oval	\$1.10	\$1.20	Y
		Highview Oval	\$1.35	\$1.50	Y
	Additional Lawn Mowing Per Session Per Oval		\$146.00	\$160.00	Y
	Initial Set Up and Linemarking Per Field Per Sport	Rugby	\$78.00	\$82.50	Y
		Junior Aussie Rules	\$40.00	\$42.00	Y
		Senior Aussie Rules	\$60.00	\$64.00	Y
		Hockey	\$60.00	\$64.00	Y
		Senior Soccer	\$78.00	\$85.00	Y
		Junior Soccer	\$40.00	\$42.00	Y
		Baseball	\$74.00	\$80.00	Y
		Tball	\$47.00	\$50.00	Y
<b>External Community/Sporting Events</b>	Event Application Fee (for all events requiring event approval except weddings)		\$200.00	\$210.00	Y
	Wedding Fee (Non City of Nedlands Resident)		\$250.00	\$260.00	Y
	Wedding Fee (City of Nedlands Resident)		\$125.00	\$130.00	Y
	Reserve Hire Fee - City of Nedlands Resident	Per Hour		No Charge	
	Reserve Hire Fee - Non City of Nedlands Resident - Community Rate	Per Hour		\$13.50	Y
	Reserve Hire Fee - Non City of Nedlands Resident - Commercial Rate	Per Hour		\$22.00	Y
	Permit to Fly Model Aircraft			\$210.00	
	Vehicle Access to Reserve Fee		\$68.50	\$75.00	Y
	Vehicle Access to Reserve Bond		\$640.00	\$670.00	N
	Rangers (per hour)	1 x person + vehicle	\$41.60	\$55.00	Y
	Liquor Permit (consumption only not selling)		Free	Free	
	Approval of a Non Complying Event (noise monitoring)		\$603.20	\$630.00	Y
	Noise Monitoring of a Non Complying Event or as requested	Per Hour	\$93.60	\$100.00	Y

Description		10/11	11/12	GST	
	Written report on noise	\$93.60	\$100.00		
	Trading in Public Places Permit	License for short term events per day	\$34.50	\$36.00	Y
		Licenses for Charitable Organisations	Nil	Nil	Y
	Temporary Events Bin Charge < 10 bins / per bin	Charge per bin	\$24.00	\$25.00	Y
	Temporary Events Bin Charge ≥ 10 bins / per bin		\$22.00	\$23.00	Y
	Temporary Events Recycling Bin Charge		\$16.50	\$17.00	Y
	Public Buildings Approval	Expected Patronage < 1,000 Persons	\$104.00	\$110.00	Y
		Expected Patronage > 1,000 Persons	\$825.00	\$850.00	Y
<b>Property Services - Building Fees</b>					
<b>Building fees</b>	Residential application fees	Up to \$20,000	\$85.00	\$85.00	N
		Greater than \$20,000	0.35% of the construction/contract value	0.35% of the construction/contract value	N
	Commercial Application fees	Up to \$20,000	\$85.00	\$85.00	N
		Greater than \$20,000	0.2% of the construction/contract value	0.2% of the construction/contract value	N
	Demolition Licence Application fees	Per store	\$50.00	\$50.00	N
	Sign Licence Application Fee for any sign		\$100.00	\$100.00	N
	Building Certificate application	0.7% of the construction value determined by the City - not less than \$170	>\$170	>\$170	N
	Non programmed swimming pool inspection		\$55.00	\$55.00	N
<b>Miscellaneous Building Fees</b>	Copies of House Plans - Includes upto 2 x A1 drawings, extra copies at normal photocopy cost	Within 7 days	\$50.00	\$65.00	Y
		Within 48 hours	\$150.00	\$200.00	Y
<b>Development/Planning Fees</b>					
<b>Development Application Fees (excluding an Extractive Industry)*</b>					
<b>Estimated Cost Of Development</b>	Not more than \$50,000		\$135.00	\$139.00	N
	More than \$50,000 but not more than \$500,000		0.31% of the estimated cost of development	0.32% of the estimated cost of development	N
	More than \$500,000 but not more than \$2.5 million		\$1,550 + 0.25% for every \$1 in excess of \$500,000	\$1,600 + 0.257% for every \$1 in excess of \$500,000	N
	More than \$2.5 million but not more than \$5 million		\$6,550 + 0.20% for every \$1 in excess of \$2.5 million	\$6,740 + 0.206% for every \$1 in excess of \$2.5 million	N
	More than \$5 million but not more than \$21.5 million		\$11,550 + 0.12% for every \$1 in excess of \$5 million	\$11,890 + 0.123% for every \$1 in excess of \$5 million	N
	More than \$21.5 million		\$31,350.00	\$32,185.00	N
<b>Provision of a Subdivision Clearance (incl. Strata Survey)*</b>	Not more than 5 Lots	Per lot	\$67.00	\$69.00	N
	More than 5 Lots but not more than 195 Lots	First 5 Lots - per lot	\$67.00	\$69.00	N
		Each subsequent lot - per lot	\$34.00	\$35.00	N
	More than 195 Lots		\$6,756.00	\$6,959.00	N
<b>Scheme Amendments, Structure Plans and Outline Development Plans</b>					
<b>Based on estimated actual costs at the following Statutory Rates.</b>	As deposit on lodgement - Scheme Amendment		\$2,340.00	\$2,400.00	Y
	As deposit on lodgement - Structure Plan/Outline Development Plan			\$15,000.00	Y
	Director/Council Planner	Per Hour	\$80.60	\$83.00	Y
	Manager/Senior Planner	Per Hour	\$61.20	\$63.00	Y
	Planning Officer	Per Hour	\$33.70	\$34.70	Y
	Other Staff e.g. Environmental Health	Per Hour	\$33.70	\$34.70	Y



Description			10/11	11/12	GST
	Secretarial/Administrative	Per Hour	\$27.60	\$28.40	Y
<b>Other Planning Fees*</b>	Section 40 Certificate		\$105.00	\$110.00	N
	Issue of Zoning Certificate		\$67.00	\$69.00	N
	Property Settlement Questionnaire response		\$67.00	\$69.00	Y
	Issue of Written Planning Advice		\$67.00	\$69.00	Y
	Change of Use/Continuation of Non Conforming Use		\$270.00	\$280.00	N
	Home Business	Initial application where home business has not commenced	\$203.00	\$209.00	N
		Renewal where application is made before the approval expires(Per Annum)	\$67.00	\$69.00	N
		Renewal where application is made after the approval has expired		\$207.00	N
	Publications	Town Planning Scheme Text	\$55.00	\$60.00	Y
		Town Planning Scheme Maps	\$110.00	\$110.00	Y
<b>* Retrospective Planning Fees are charged at 3 times the fees above.</b>					
<b>DAP Fees</b>					
<b>Fees payable in addition to Local Government Development Application Fee for planning applications required to be determined by a development assessment. panel.</b>	Not less than \$3 million and less than \$7 million			\$3,376.00	N
	Not less than \$7 million and less than \$10 million			\$5,213.00	N
	Not less than \$10 million and less than \$12.5 million			\$5,672.00	N
	Not less than \$12.5 million and less than \$15 million			\$5,834.00	N
	Not less than \$15 million and less than \$17.5 million			\$5,996.00	N
	Not less than \$17.5 million and less than \$20 million			\$6,158.00	N
	\$20 million or more			\$6,320.00	N
	Minor amendment application			\$150.00	N
<b>Health Services</b>					
<b>Premises Applications</b>	Hair Dressing/Skin Penetration Establishments		\$81.00	\$83.00	N
	Liquor Licensing Section 39 and Section 55 Certificates		\$323.00	\$333.00	N
	Public Buildings	Expected Patronage < 1,000 Persons	\$103.00	\$106.00	N
		Expected Patronage > 1,000 Persons	\$811.00	\$832.00	N
<b>Noise Monitoring</b>	Approval of a Non Complying Event		\$598.00	\$616.00	N
	Noise Monitoring of a Non Complying Event or as requested	Per hour per EHO	\$150.00	\$155.00	Y
	Written report on noise		\$92.70	\$95.00	
<b>Trading in Public Places</b>	Applications for License (new annual licenses)		\$137.00	\$141.00	N
	Renewal of License (annual)		\$68.00	\$70.00	N
	Application for License (short term)		\$34.00	\$35.00	N
	License for Designated Area	Per m2	\$47.10	\$49.00	N
	Mt Claremont Community Markets (per annum)		\$5,000.00	\$5,200.00	N
	Applications for Charitable Organisations		Nil	Nil	N
	Licenses for Charitable Organisations		Nil	Nil	N
	Installation of Street Trading Boundary Markers		\$176.20	\$182.00	N
	Lodging House registration fee		\$207.00	\$213.00	N
<b>Other Fees</b>	Foodsafe Program		\$110.00	\$110.00	Y
	Foodsafe Plus Program		\$110.00	\$110.00	Y
	Written Report for Settlement Agents		\$45.85	\$47.00	Y
	Rodent Baiting of Premises for Demolition		\$176.55	\$182.00	Y
	Application for the approval of an apparatus		\$110.00	\$113.00	
	Issuing of a "Permit to Use an Apparatus"		\$110.00	\$113.00	
<b>Food Business</b>	Notification fee		\$50.00	\$50.00	
	Registration fee		\$140.00	\$140.00	

Description			10/11	11/12	GST
	Registration exempt premises		Nil	Nil	
	Annual High Risk		\$520.00	\$536.00	
	Annual Medium Risk		\$220.00	\$227.00	
	Annual Low Risk		\$100.00	\$103.00	
	Annual Exempt		Nil	Nil	
	Additional inspection fee		\$140.00	\$144.00	
	Annual High Risk additional classification		\$680.00	\$700.00	
	Annual Medium Risk additional classification		\$290.00	\$299.00	
	Food premises fit out or alteration		\$230.00	\$237.00	
<b>Sanitation Charges</b>	Standard Residential Refuse Collection Charge 120Litre	As per tender	\$312.00	\$325.00	N
	Upgrade Residential Refuse Collection Charge 240Litre	As per tender	\$717.00	\$747.00	N
	Super Residential Refuse Collection Charge 2x240Litre	As per tender	\$1,400.00	\$1,462.00	N
	Establishment Fee		\$80.00	\$82.00	N
	Inside Service Charge		\$750.00	\$774.00	N
	Stolen rubbish bin	As per tender	Cost Recovery	Cost Recovery	
	Additional recycling bins		Free	Free	
	Additional Green Waste bins		\$104.00	\$104.00	N
	Temporary Events Bin Charge < 10 bins / per bin		\$23.00	\$24.00	N
	Temporary Events Bin Charge ≥ 10 bins / per bin		\$23.00	\$24.00	N
	Temporary Events Recycling Bin Charge		Free	Free	N
	Sale of Worm Farms - Can-O-Worms		\$110.00	\$133.00	Y
	Compost Bin - 200Litre		\$50.00	\$52.00	Y
	Delivery of Compost Bins		\$15.00	\$16.00	Y
	Commercial Refuse Collection Charge 1x240Litre	As per tender	\$330.00	\$345.00	
	Commercial Refuse Collection Charge service/lift	As per tender	Cost recovery	Cost recovery	
	Commercial Refuse Collection Charge 1x240Litre Recycling		Free	Free	
	Commercial Refuse Collection Charge 1x660Litre service/lift	As per tender	Cost Recovery	Cost Recovery	
	Commercial Refuse Collection Charge 1x1100Litre service/lift	As per tender	Cost Recovery	\$3,000.00	
	Commercial Refuse Collection Charge 3 m2 service/lift	As per tender	Cost Recovery	Cost Recovery	
	Additional Commercial Recycling Bins		Free	Free	
	Stand Alone Recycling Fee			\$80.00	
<b>Works and Services Fees</b>					
Works	Works Supervision Fee - Required for Supervision and Inspection of Road Works	Determined on the total value of road and drainage works.	1.65% of project cost	1.65% of Project Cost	Y
	Private Works		Cost Recovery	Cost Recovery	Y
Crossovers	Contribution/Refund by Council for Crossovers	For the construction of a standard crossover to Council to a new property.	50% up to a maximum of \$425	50% up to a maximum of \$425	N
Alternative Verge Treatments	Inspection of Site and Approval of Plans		\$60.00	\$60.00	Y
	Copies of Drawings and Plans	GIS and Construction Plans	\$13.00	\$13.00	Y
	Footpath Slabs (used) 0.6m x 0.6m		\$5.00	\$5.00	
Footpaths	Footpath & Verge Deposit to Cover Possible Damage		\$1,500.00	\$1,500.00	N
	Non-refundable inspection fee to cover pre, post and interim inspections		\$130.00	\$140.00	Y
	Reinstatement of Damage to Crossover & Kerb		Cost Recovery	Cost Recovery	Y
	Replace Slab Footpath with 2.0m or 1.5m Wide Concrete Path (equivalent to cost of replacing with slabs)	Per linear metre of path	\$60.00	\$60.00	Y
Material	Bulk Sand, Fill and Mulch from Mt Claremont Depot	Sand per m2	\$15.00	\$15.00	Y
		Fill per m2	\$8.00	\$8.00	Y
	Pruning, Removal and Replanting of Street Trees (Requested by other parties)	Pruning of street trees	Cost Recovery + \$28 Admin Fee	Cost Recovery + \$28 Admin Fee	Y

Description		10/11	11/12	GST
	Removal of street trees	Cost Recovery + \$28 Admin Fee	Cost Recovery + \$28 Admin Fee	Y
	Replanting of street trees	Cost Recovery + \$28 Admin Fee	Cost Recovery + \$28 Admin Fee	Y
Traffic Management Plan Review	Based on not more than 2 hrs		\$200.00	Y
	Additional hourly rate		\$100.00	Y