

# Corporate & Strategy Reports


**Committee Consideration –9 October 2012**  
**Council Resolution – 23 October 2012**

## Table of Contents

Item No.	Page No.
CP41.12 Monthly Financial Report – August 2012.....	2
CP42.12 Investment Report – August 2012 .....	7
CP43.12 List of Accounts Paid – August 2012 .....	10
CP44.12 Local Government Ordinary Election 2013.....	12

<b>CP41.12</b>	<b>Monthly Financial Report – August 2012</b>
----------------	---

<b>Committee</b>	9 October 2012
<b>Council</b>	23 October 2012

<b>Applicant</b>	City of Nedlands
<b>Owner</b>	City of Nedlands
<b>Officer</b>	Rajah Senathirajah – Manager Finance
<b>Director</b>	Shelley Mettam – A/Director Corporate & Strategy
<b>Director Signature</b>	
<b>File ref.</b>	Fin/072-17
<b>Previous Item No's</b>	Nil
<b>Disclosure of Interest</b>	No officer involved in the preparation of this report had any interest which required it to be declared in accordance with the provisions of the <i>Local Government Act (1995)</i> .

### Purpose

Administration is required to provide Council with a monthly financial report in accordance with *Regulation 34(1) of the Local Government (Financial Management) Regulations 1996*.

### Recommendation to Committee

**Council receives the Monthly Financial Report for August 2012. (refer to attachments)**

### Strategic Plan

KFA 5: Governance  
5.6 – Ensure compliance with statutory requirements and guidelines.

This report will ensure the City meets its statutory requirements.

### Background

*Regulation 34(1) of the Local Government (Financial Management) Regulations 1996* requires a local government to prepare a monthly statement of financial activity reporting on the revenue and expenditure, as set out in the annual budget.

A statement of financial activity and any accompanying documents are to be presented to the Council at the next ordinary meeting of the Council following the end of the month to which the statement relates, or to the next ordinary meeting of the council after that meeting.

In addition to the above and in accordance with *Regulation 34(5) of the Local Government (Financial Management) Regulations 1996*, each year Council is required to adopt a percentage or value to be used in the reporting of material variances. For this financial year the amount is \$10,000 or 10% whichever is the greater.

### **Proposal Detail**

Not applicable.

### **Consultation**

Required by legislation: Yes  No

Required by City of Nedlands policy: Yes  No

### **Legislation**

The monthly financial management report meets the requirements of *Regulation 34(1) and 34(5) of the Local Government (Financial Management) Regulations 1996*.

### **Budget/Financial implications**

As outlined in the Monthly Financial Report.

### **Risk Management**

The monthly financial variance from the budget of each business unit is reviewed with the respective manager to identify the need for any remedial action. Significant variances are highlighted to Council in the Monthly Financial Report.

### **Discussion**

This report covers the first two months of the 2012/13 Financial Year. The City's Auditor had not completed the Audit of the 2011/12 Annual Financial Statements at the end of August, and consequently the balances for the year have not been rolled over to the new financial year. Consequently, this report has only the Financial Summary as at the end of August by Business Units and the Summary of Capital Works and Acquisitions as its attachments.

The operating revenue at the end of August was \$22.49 million, which is 83 % of the revenue Budget adopted by Council on 16 June 2012. This reflects that the rates and bulk of the Sanitation charges for the year have been levied.

The operating expenses at the end of August was \$4.39 million. This is 15.4% of the annual Budget, which is marginally below the pro-rata Budget of 16.7%.

The attached operating statement compares “Actual” with “Revised Budget” by Business Units.

Variations from the Revised Budget of revenue and expenses by Directorates are highlighted in the following paragraphs. It is to be noted that the Directorates in this report are as per the Revised Budget, and do not reflect the recent organisational changes.

### **Governance**

Expenditure: Unfavourable variance of \$50,600  
Revenue: Unfavourable variance of \$800

The unfavourable expenditure variance is mainly due to corporate subscriptions for the whole year being paid in the first two months of the financial year, as well as the payment of the half-yearly public liability insurance premium.

### **Corporate and Strategy**

Expenditure: Unfavourable variance of \$ 50,246  
Revenue: Unfavourable variance of \$ 174,300

The unfavourable expenditure variance is largely a timing issue – payment of Information Technology annual licences early in the financial year. Payment for web development that could not be completed in the previous year also contributed to the adverse variance.

The apparent unfavourable revenue variance is due to the receipt towards the end of June of the first two instalments of the 2012/13 General Purpose Grant. As required by the Department of Local Government, these funds were recognised as revenue in 2011/12. The Budget does not reflect this as the funds were received after Budget was developed and circulated. An adjustment will be done at the next budget review.

### **Community and Organisational Development**

Expenditure: Unfavourable variance of \$ 7,200  
Revenue: Favourable revenue variance of \$ 63,900

The small unfavourable expenditure variance is due increase in employee expenses, offset to some extent by savings in other expenses in the Directorate.

The favourable revenue variance is due to the receipt in July of the quarterly grant by Nedlands Community Care. This is a timing issue.

### **Development Services**

Expenditure: Favourable variance of \$ 261,200  
Revenue: Unfavourable variance of \$ 56,000

The favourable expenditure variance is mainly a timing issue, due to the delay in the receipt of invoices for sanitation operating expenses. The other contributing factor is the slow start of some projects.

The small unfavourable revenue variance is due to the difference between the profiling of the sanitation revenue and the actual levying of charges. This difference is less than 2 %.

### **Technical Services**

Expenditure: Favourable variance of \$ 74,100  
Revenue: Unfavourable variance of \$ 1,791

The relatively small favourable expenditure variance is mainly a timing issue – delay in the receipt of invoices for utility expenses and delays in maintenance works.

### **Capital Works Programme**

Infrastructure projects require detailed operational planning and mobilisation once they have been approved by Council. Community consultation is also very time consuming. Invariably very little physical work on the ground on new projects was carried out during the first two months of the financial year. As at the end of August \$911,800 had been spent on capital works and acquisition, but approximately half of this amount was spent on work brought forward from 2011/12.

\$15,300 of grants for capital works were received during this period.

### **Cash and Investments**

The bank balances, as at 31 August 2012 were:

City's Operating Account	\$2,274,007
Trust Account	<u>\$1,207,596</u>
Sub –Total	\$3,481,603

### **Investments**

Municipal Funds	\$14,464,913
Reserve Funds	\$ 5,258,751
Trust Funds	<u>\$ 100,764</u>
Sub-total	\$19,824,428
Total Cash and Investments	\$23,306,031

### **Conclusion**

The financial statements for the first two months indicate that operating expenses were marginally under the Year-to-Date budget. As noted, this is due mainly to timing issues.

The operating revenue generated is also marginally under the Year-To-Date Budget (1.1%). The Finance Team will monitor the financial performance over the coming months to identify any areas of concern.

### **Attachments**

1. Financial Summary (Operating) By Business Units as at 31 August 2012
2. Capital Works & Acquisitions as at 31 August 2012

**CITY OF NEDLANDS**  
**FINANCIAL SUMMARY - OPERATING - BY BUSINESS UNIT**  
**AS AT 31 AUGUST 2012**

Master Account		August Actual YTD	August Budget YTD	Variance	Committed Balance	Annual Original Budget	Budget Available
<b>Governance</b>							
<b>Governance</b>							
<b>Expenditure</b>							
20420	Salaries - Governance	59,213	89,134	29,921	0	578,100	518,887
20421	Other Employee Costs - Governance	34,305	16,560	(17,745)	0	145,000	110,695
20423	Office - Governance	4,212	2,634	(1,578)	1,505	15,800	10,083
20424	Motor Vehicles - Governance	0	2,434	2,434	0	14,600	14,600
20425	Depreciation - Governance	11,366	11,366	0	0	68,200	56,834
20427	Finance - Governance	20,434	20,434	0	0	122,600	102,166
20428	Insurance - Governance	41,905	10,934	(30,971)	1,364	65,600	22,332
20430	Other - Governance	11,493	10,000	(1,493)	19,594	60,000	28,913
20434	Professional Fees - Governance	1,277	7,282	6,005	0	43,700	42,423
20450	Special Projects - Governance / PC93	20,881	27,500	6,619	27,546	120,000	71,574
<b>Expenditure Total</b>		<b>205,086</b>	<b>198,278</b>	<b>(6,808)</b>	<b>50,009</b>	<b>1,233,600</b>	<b>978,505</b>
<b>Income</b>							
50410	Sundry Income - Governance	0	(834)	(834)	0	(5,000)	(5,000)
<b>Income Total</b>		<b>0</b>	<b>(834)</b>	<b>(834)</b>	<b>0</b>	<b>(5,000)</b>	<b>(5,000)</b>
<b>Governance Total</b>		<b>205,086</b>	<b>197,444</b>	<b>(7,642)</b>	<b>50,009</b>	<b>1,228,600</b>	<b>973,505</b>
<b>Human Resources</b>							
<b>Expenditure</b>							
20520	Salaries - HR	42,274	33,426	(8,848)	0	217,000	174,726
20521	Other Employee Costs - HR	31,135	20,977	(10,158)	4,748	122,000	86,117
20522	Staff Recruitment - HR	12,253	24,036	11,783	4,627	144,200	127,320
20523	Office - HR	6,453	3,266	(3,187)	245	19,600	12,902
20524	Motor Vehicles - HR	1,883	2,150	267	0	12,900	11,017
20525	Depreciation - HR	184	184	0	0	1,100	916
20527	Finance - HR	(94,366)	(94,366)	0	0	(566,200)	(471,834)
20530	Other - HR	0	468	468	0	2,800	2,800
20534	Professional Fees - HR	16,063	4,534	(11,529)	11,036	27,200	100
20550	Special Projects - HR	0	3,232	3,232	0	19,400	19,400
<b>Expenditure Total</b>		<b>15,880</b>	<b>(2,093)</b>	<b>(17,973)</b>	<b>20,657</b>	<b>0</b>	<b>(36,537)</b>
<b>Human Resources Total</b>		<b>15,880</b>	<b>(2,093)</b>	<b>(17,973)</b>	<b>20,657</b>	<b>0</b>	<b>(36,537)</b>
<b>Members Of Council</b>							
<b>Expenditure</b>							
20323	Office - MOC	539	966	427	435	5,800	4,826
20325	Depreciation - MOC	34	34	0	0	200	166
20329	Members of Council - MOC	63,146	36,116	(27,030)	0	216,700	153,554
20330	Other - MOC	0	816	816	0	4,900	4,900
<b>Expenditure Total</b>		<b>63,719</b>	<b>37,932</b>	<b>(25,787)</b>	<b>435</b>	<b>227,600</b>	<b>163,446</b>
<b>Members Of Council Total</b>		<b>63,719</b>	<b>37,932</b>	<b>(25,787)</b>	<b>435</b>	<b>227,600</b>	<b>163,446</b>
<b>Governance Total</b>		<b>284,685</b>	<b>233,283</b>	<b>(51,402)</b>	<b>71,101</b>	<b>1,456,200</b>	<b>1,100,414</b>
<b>Corporate &amp; Strategy</b>							
<b>Corporate Services</b>							
<b>Corporate Services</b>							
<b>Expenditure</b>							
21220	Salaries - Corporate Services	24,681	19,300	(5,381)	0	124,900	100,219
21221	Other Employee Costs - Corporate Services	4,986	2,859	(2,127)	0	25,700	20,714
21223	Office Corporate Service	262	200	(62)	0	1,200	938
21224	Motor Vehicles - Corporate Service	1,460	1,966	506	0	11,800	10,340
21250	Special Projects - Corporate Service / PC68	20,909	2,650	(18,259)	40,000	45,000	(15,909)
<b>Expenditure Total</b>		<b>52,298</b>	<b>26,975</b>	<b>(25,323)</b>	<b>40,000</b>	<b>208,600</b>	<b>116,302</b>
<b>Corporate Services Total</b>		<b>52,298</b>	<b>26,975</b>	<b>(25,323)</b>	<b>40,000</b>	<b>208,600</b>	<b>116,302</b>
<b>Customer Services</b>							
<b>Expenditure</b>							
21320	Salaries - Customer Service	34,955	32,430	(2,525)	0	207,900	172,945
21321	Other Employee Costs - Customer Service	5,671	4,884	(787)	146	26,900	21,083
21323	Office - Customer Service	435	1,418	983	3,183	8,500	4,882
21325	Depreciation - Customer Service	50	50	0	0	300	250
21327	Finance - Customer Service	(40,768)	(40,766)	2	0	(244,600)	(203,832)
21330	Other - Customer Service	0	166	166	0	1,000	1,000

Master Account		August Actual YTD	August Budget YTD	Variance	Committed Balance	Annual Original Budget	Budget Available
21335	ICT Expenses - Customer Service	0	0	0	3,153	0	(3,153)
<b>Expenditure Total</b>		<b>343</b>	<b>(1,818)</b>	<b>(2,161)</b>	<b>6,482</b>	<b>0</b>	<b>(6,825)</b>
Customer Services Total		343	(1,818)	(2,161)	6,482	0	(6,825)
ICT							
Expenditure							
21720	Salaries - ICT	33,362	37,922	4,560	0	245,500	212,138
21721	Other Employee Costs - ICT	5,572	6,000	428	3,850	41,300	31,878
21723	Office - ICT	788	1,132	344	0	6,800	6,012
21724	Motor Vehicles - ICT	0	1,434	1,434	0	8,600	8,600
21725	Depreciation - ICT	26,366	26,366	0	0	158,200	131,834
21727	Finance - ICT	(206,966)	(206,966)	0	0	(1,241,800)	(1,034,834)
21730	Other - ICT	0	166	166	0	1,000	1,000
21734	Professional Fees - ICT	0	1,616	1,616	0	9,700	9,700
21735	ICT Expenses - ICT	161,362	93,684	(67,678)	174,376	562,100	226,362
<b>Expenditure Total</b>		<b>20,484</b>	<b>(38,646)</b>	<b>(59,130)</b>	<b>178,226</b>	<b>(208,600)</b>	<b>(407,310)</b>
ICT Total		20,484	(38,646)	(59,130)	178,226	(208,600)	(407,310)
Ranger Services							
Expenditure							
21120	Salaries - Ranger Services	64,286	63,786	(500)	0	410,000	345,714
21121	Other Employee Costs - Ranger Services	13,934	10,198	(3,736)	2,876	64,300	47,490
21123	Office - Ranger Services	2,194	3,391	1,197	492	19,700	17,013
21124	Motor Vehicles - Ranger Services	8,426	12,416	3,990	0	74,500	66,074
21125	Depreciation - Ranger Services	9,866	9,866	0	0	59,200	49,334
21127	Finance - Ranger Services	33,533	25,786	(7,747)	0	154,700	121,167
21130	Other - Ranger Services	7,952	3,882	(4,070)	10,723	65,200	46,525
21134	Professional Fees - Ranger Services	0	884	884	4,818	5,300	482
21135	ICT Expenses - Ranger Services	0	2,918	2,918	0	17,500	17,500
21137	Donations - Ranger Services	0	1,000	1,000	0	1,000	1,000
21150	Special Projects - Ranger Services / PC69	0	4,850	4,850	38	29,100	29,062
<b>Expenditure Total</b>		<b>140,191</b>	<b>138,977</b>	<b>(1,214)</b>	<b>18,948</b>	<b>900,500</b>	<b>741,361</b>
Income							
51101	Fees & Charges - Ranger Services	(2,417)	(5,684)	(3,267)	0	(48,500)	(46,083)
51106	Contrib'n Reim & Donations Oper - Rangers Services	0	(3,500)	(3,500)	0	(21,000)	(21,000)
51110	Sundry Income - Ranger Services	(18)	(34)	(16)	0	(200)	(182)
51111	Fines & Penalties - Rangers Services	(89,501)	(42,416)	47,085	0	(249,500)	(159,999)
<b>Income Total</b>		<b>(91,936)</b>	<b>(51,634)</b>	<b>40,302</b>	<b>0</b>	<b>(319,200)</b>	<b>(227,264)</b>
Ranger Services Total		48,256	87,343	39,087	18,948	581,300	514,096
Records							
Expenditure							
22020	Salaries - Records	32,524	30,020	(2,504)	0	192,700	160,176
22021	Other Employee Costs - Records	801	5,766	4,965	10,818	34,600	22,980
22023	Office - Records	19	16	(3)	0	400	381
22025	Depreciation - Records	50	50	0	0	300	250
22027	Finance - Records	(49,036)	(49,066)	(30)	0	(294,400)	(245,364)
22030	Other - Records	898	2,982	2,084	6,568	17,900	10,434
22034	Professional Fees - Records	0	816	816	0	4,900	4,900
22035	ICT Expenses - Records	1,371	7,434	6,064	12,948	44,600	30,281
<b>Expenditure Total</b>		<b>(13,373)</b>	<b>(1,982)</b>	<b>11,391</b>	<b>30,335</b>	<b>1,000</b>	<b>(15,961)</b>
Income							
52001	Fees & Charges - Records	(345)	0	345	0	(1,000)	(655)
<b>Income Total</b>		<b>(345)</b>	<b>0</b>	<b>345</b>	<b>0</b>	<b>(1,000)</b>	<b>(655)</b>
Records Total		(13,718)	(1,982)	11,736	30,335	0	(16,616)
<b>Corporate Services Total</b>		<b>107,663</b>	<b>71,872</b>	<b>(35,791)</b>	<b>273,990</b>	<b>581,300</b>	<b>199,647</b>
Finance							
General Finance							
Expenditure							
21420	Salaries - Finance	82,675	84,034	1,359	5,100	545,000	457,225
21421	Other Employee Costs - Finance	16,717	13,000	(3,717)	1,863	87,700	69,120
21423	Office - Finance	20,578	23,350	2,772	17,122	140,100	102,400
21424	Motor Vehicles - Finance	1,827	2,300	473	0	13,800	11,973
21425	Depreciation - Finance	1,434	1,434	0	0	8,600	7,166
21426	Utility - Finance	2,567	1,150	(1,417)	0	6,900	4,333
21427	Finance - Finance	(144,025)	(145,334)	(1,309)	4,364	(872,000)	(732,338)
21428	Insurance - Finance	1,492	666	(826)	0	4,000	2,508
21430	Other - Finance	1,043	475	(568)	325	1,900	532



Master Account		August Actual YTD	August Budget YTD	Variance	Committed Balance	Annual Original Budget	Budget Available
21434	Professional Fees - Finance	6,051	8,566	2,515	8,866	61,400	46,484
21450	Special Projects - Finance	0	6,075	6,075	0	24,300	24,300
<b>Expenditure Total</b>		<b>(9,641)</b>	<b>(4,284)</b>	<b>5,357</b>	<b>37,639</b>	<b>21,700</b>	<b>(6,298)</b>
Income							
51401	Fees & Charges - Finance	(20,982)	(11,500)	9,482	0	(69,000)	(48,018)
51410	Sundry Income - Finance	0	0	0	0	(40,000)	(40,000)
<b>Income Total</b>		<b>(20,982)</b>	<b>(11,500)</b>	<b>9,482</b>	<b>0</b>	<b>(109,000)</b>	<b>(88,018)</b>
General Finance Total		(30,623)	(15,784)	14,839	37,639	(87,300)	(94,317)
General Purpose							
Expenditure							
21631	Interest - General Purpose	19,571	33,505	13,934	0	378,400	358,829
<b>Expenditure Total</b>		<b>19,571</b>	<b>33,505</b>	<b>13,934</b>	<b>0</b>	<b>378,400</b>	<b>358,829</b>
Income							
51602	Service Charges - General Purpose	(10)	0	10	0	0	10
51604	Grants Operating - General Purpose	0	(189,539)	(189,539)	0	(760,000)	(760,000)
51606	Contrib'n Reim & Donations Oper - General Purpose	(17,199)	(1,000)	16,199	0	(6,000)	11,199
51607	Interest - General Purpose	(109,752)	(223,750)	(113,998)	0	(895,000)	(785,248)
<b>Income Total</b>		<b>(126,961)</b>	<b>(414,289)</b>	<b>(287,328)</b>	<b>0</b>	<b>(1,661,000)</b>	<b>(1,534,039)</b>
General Purpose Total		(107,390)	(380,784)	(273,394)	0	(1,282,600)	(1,175,210)
Rates							
Expenditure							
21920	Salaries - Rates	10,925	9,858	(1,067)	0	63,800	52,875
21921	Other Employee Costs - Rates	1,605	1,132	(473)	0	6,800	5,195
21927	Finance - Rates	14,153	18,148	3,995	0	108,900	94,747
21930	Other - Rates	12,618	14,300	1,682	0	24,300	11,682
21934	Professional Fees - Rates	5	2,432	2,427	1,168	14,600	13,427
<b>Expenditure Total</b>		<b>39,306</b>	<b>45,870</b>	<b>6,564</b>	<b>1,168</b>	<b>218,400</b>	<b>177,926</b>
Income							
51908	Rates - Rates	(17,937,288)	(17,874,418)	62,870	0	(18,045,500)	(108,212)
<b>Income Total</b>		<b>(17,937,288)</b>	<b>(17,874,418)</b>	<b>62,870</b>	<b>0</b>	<b>(18,045,500)</b>	<b>(108,212)</b>
Rates Total		(17,897,982)	(17,828,548)	69,434	1,168	(17,827,100)	69,714
Shared Services							
Expenditure							
21523	Office - Shared Services	8,819	4,305	(4,514)	5,830	48,500	33,851
21534	Professional Fees - Shared Services	0	4,850	4,850	0	38,800	38,800
<b>Expenditure Total</b>		<b>8,819</b>	<b>9,155</b>	<b>336</b>	<b>5,830</b>	<b>87,300</b>	<b>72,651</b>
Shared Services Total		8,819	9,155	336	5,830	87,300	72,651
<b>Finance Total</b>		<b>(18,027,176)</b>	<b>(18,215,961)</b>	<b>(188,785)</b>	<b>44,638</b>	<b>(19,109,700)</b>	<b>(1,127,162)</b>
<b>Corporate &amp; Strategy Total</b>		<b>(17,919,513)</b>	<b>(18,144,089)</b>	<b>(224,576)</b>	<b>318,628</b>	<b>(18,528,400)</b>	<b>(927,514)</b>
<b>Community &amp; Organisational Development</b>							
Community Development							
Community Development							
Expenditure							
28120	Salaries - Community Development	53,147	45,904	(7,243)	0	296,900	243,753
28121	Other Employee Costs - Community Development	9,374	6,366	(3,008)	0	38,200	28,826
28123	Office - Community Development	345	602	257	0	3,600	3,255
28125	Depreciation - Community Development	1,284	1,284	0	0	7,700	6,416
28127	Finance - Community Development	20,916	20,916	0	0	125,500	104,584
28130	Other - Community Development	783	1,134	351	2,270	6,800	3,747
28137	Donations - Community Development	52,081	8,400	(43,681)	0	304,400	252,319
28151	OPRL Activities - Community Development / PC82-87	3,097	20,648	17,551	15,529	126,700	108,074
29320	Salaries - Volunteer Services VRC	8,240	9,470	1,230	0	61,300	53,060
29321	Other Employee Cost - Volunteer Services VRC	731	1,316	585	145	7,900	7,024
29323	Office - Volunteer Services VRC	76	1,699	1,623	61	7,200	7,063
29327	Finance - Volunteer Services VRC	5,516	5,516	0	0	33,100	27,584
29330	Other - Volunteer Services VRC	0	2,800	2,800	513	15,100	14,587
29335	ICT Expenses - Volunteer Services VRC	75	0	(75)	0	0	(75)
<b>Expenditure Total</b>		<b>155,665</b>	<b>126,055</b>	<b>(29,610)</b>	<b>18,518</b>	<b>1,034,400</b>	<b>860,216</b>
Income							
58101	Fees & Charges - Community Development	(2,046)	(1,800)	246	0	(5,400)	(3,354)
58104	Grants Operating - Community Development	0	(5,200)	(5,200)	0	(32,200)	(32,200)
59304	Grants Operating - Volunteer Services VRC	(6,776)	0	6,776	0	(27,000)	(20,224)
<b>Income Total</b>		<b>(8,822)</b>	<b>(7,000)</b>	<b>1,822</b>	<b>0</b>	<b>(64,600)</b>	<b>(55,778)</b>
Community Development Total		146,843	119,055	(27,788)	18,518	969,800	804,439

Master Account		August Actual YTD	August Budget YTD	Variance	Committed Balance	Annual Original Budget	Budget Available
<b>Community Facilities</b>							
<b>Income</b>							
58201	Fees & Charges - Community Facilities	(1,702)	0	1,702	0	(10,000)	(8,298)
58206	Contrib'n Reim & Donation Op -Community Facilities	(16,504)	(1,000)	15,504	0	(6,000)	10,504
58209	Council Property - Community Facilities	(32,287)	(22,986)	9,301	0	(142,500)	(110,213)
<b>Income Total</b>		<b>(50,494)</b>	<b>(23,986)</b>	<b>26,508</b>	<b>0</b>	<b>(158,500)</b>	<b>(108,006)</b>
Community Facilities Total		(50,494)	(23,986)	26,508	0	(158,500)	(108,006)
<b>Tresillian</b>							
<b>Expenditure</b>							
29120	Salaries - Tresillian CC	25,531	22,894	(2,637)	0	148,000	122,469
29121	Other Employee Costs - Tresillian CC	5,321	3,625	(1,696)	0	19,900	14,579
29123	Office - Tresillian CC	1,230	2,342	1,112	665	9,900	8,005
29125	Depreciation - Tresillian CC	1,216	1,216	0	0	7,300	6,084
29126	Utility - Tresillian CC	1,557	3,962	2,405	0	11,400	9,843
29127	Finance - Tresillian CC	10,899	12,375	1,476	0	69,400	58,501
29130	Other - Tresillian CC	591	4,616	4,025	45	20,400	19,764
29135	ICT Expenses - Tresillian CC	127	2,108	1,981	280	7,000	6,593
29136	Courses - Tresillian CC	28,379	30,525	2,146	1,811	122,100	91,910
29150	Exhibition	0	2,675	2,675	0	10,700	10,700
<b>Expenditure Total</b>		<b>74,851</b>	<b>86,338</b>	<b>11,487</b>	<b>2,802</b>	<b>426,100</b>	<b>348,447</b>
<b>Income</b>							
59101	Fees & Charges - Tresillian CC	(37,501)	(55,725)	(18,225)	0	(231,400)	(193,900)
59109	Council Property - Tresillian CC	(4,226)	(4,150)	76	0	(24,900)	(20,674)
59110	Sundry Income - Tresillian CC	(525)	(166)	359	0	(1,000)	(475)
<b>Income Total</b>		<b>(42,252)</b>	<b>(60,041)</b>	<b>(17,789)</b>	<b>0</b>	<b>(257,300)</b>	<b>(215,048)</b>
Tresillian Total		32,599	26,297	(6,302)	2,802	168,800	133,399
<b>Community Development Total</b>		<b>128,949</b>	<b>121,366</b>	<b>(7,583)</b>	<b>21,320</b>	<b>980,100</b>	<b>829,831</b>
<b>Community Service Centres</b>							
<b>Library Services</b>							
<b>Expenditure</b>							
28523	Office - Mt Claremont Library	3,049	3,564	515	1,745	21,400	16,605
28525	Depreciation - Mt Claremont Library	800	800	0	0	4,800	4,000
28526	Utility - Mt Claremont Library	2,363	1,718	(645)	0	6,800	4,437
28530	Other - Mt Claremont Library	2,464	4,434	1,970	5,100	26,600	19,036
28535	ICT Expenses - Mt Claremont Library	2,550	3,316	766	20	14,100	11,530
28720	Salaries - Library Services	108,138	95,094	(13,044)	0	605,700	497,562
28721	Other Employee Costs - Library Services	18,786	11,634	(7,152)	125	69,800	50,889
28723	Office - Nedlands Library	8,820	9,250	430	2,317	55,500	44,362
28724	Motor Vehicles - Nedlands Library	1,395	1,934	539	0	11,600	10,205
28725	Depreciation - Nedlands Library	2,984	2,984	0	0	17,900	14,916
28726	Utility - Nedlands Library	2,923	4,784	1,861	0	28,700	25,777
28727	Finance - Nedlands Library	69,234	69,234	0	0	415,400	346,166
28730	Other - Nedlands Library	6,309	13,786	7,477	10,557	82,700	65,834
28731	Grants Expenditure - Nedlands Library	0	334	334	0	2,000	2,000
28734	Professional Fees - Nedlands Library	0	200	200	1,000	1,200	200
28735	ICT Expenses - Nedlands Library	8,081	17,141	9,060	8,520	32,200	15,599
28750	Special Projects - Nedlands Library	0	484	484	0	2,900	2,900
<b>Expenditure Total</b>		<b>237,896</b>	<b>240,691</b>	<b>2,795</b>	<b>29,385</b>	<b>1,399,300</b>	<b>1,132,019</b>
<b>Income</b>							
58501	Fees & Charges - Mt Claremont Library	(50)	(84)	(34)	0	(500)	(450)
58510	Sundry Income - Mt Claremont Library	0	(16)	(16)	0	(100)	(100)
58511	Fines & Penalties - Mt Claremont Library	(123)	(132)	(9)	0	(800)	(677)
58701	Fees & Charges - Nedland Library	(1,247)	(750)	497	0	(4,500)	(3,253)
58704	Grants Operating - Nedlands Library	0	(332)	(332)	0	(2,000)	(2,000)
58710	Sundry Income - Nedlands Library	(976)	(916)	60	0	(5,500)	(4,524)
58711	Fines & Penalties - Nedlands Library	(728)	(750)	(22)	0	(4,500)	(3,772)
<b>Income Total</b>		<b>(3,125)</b>	<b>(2,980)</b>	<b>145</b>	<b>0</b>	<b>(17,900)</b>	<b>(14,775)</b>
Library Services Total		234,772	237,711	2,939	29,385	1,381,400	1,117,244
<b>Nedlands Community Care</b>							
<b>Expenditure</b>							
28620	Salaries - NCC	94	0	(94)	0	0	(94)
28621	Other Employee Costs - NCC	8,708	0	(8,708)	0	0	(8,708)
28623	Office - NCC	569	0	(569)	0	0	(569)
28626	Utility - NCC	2,523	0	(2,523)	0	0	(2,523)
28664	Hacc Unit Cost - NCC / PC66	156,646	183,292	26,646	38,836	1,099,800	904,318

Master Account		August Actual YTD	August Budget YTD	Variance	Committed Balance	Annual Original Budget	Budget Available
<b>Expenditure Total</b>		<b>168,540</b>	<b>183,292</b>	<b>14,752</b>	<b>38,836</b>	<b>1,099,800</b>	<b>892,424</b>
Income							
58601	Fees & Charges - NCC	(9,802)	(25,001)	(15,200)	0	(100,000)	(90,199)
58604	Grants Operating - NCC	(297,484)	(216,623)	80,861	0	(866,500)	(569,016)
58610	Sundry Income - NCC	0	(332)	(332)	0	(2,000)	(2,000)
<b>Income Total</b>		<b>(307,286)</b>	<b>(241,956)</b>	<b>65,330</b>	<b>0</b>	<b>(968,500)</b>	<b>(661,215)</b>
Nedlands Community Care Total		(138,746)	(58,664)	80,082	38,836	131,300	231,210
Point Resolution Occasional Care							
Expenditure							
28820	Salaries - Point Resolution	38,484	46,814	8,330	0	303,200	264,716
28821	Other Employee Costs - Point Resolution	6,716	5,550	(1,166)	245	32,900	25,939
28823	Office - Point Resolution	660	1,932	1,272	124	11,700	10,917
28825	Depreciation - Point Resolution	266	266	0	0	1,600	1,334
28826	Utility - Point Resolution	583	916	333	704	5,500	4,213
28827	Finance - Point Resolution	5,000	5,000	0	0	30,000	25,000
28830	Other - Point Resolution	6,149	2,675	(3,474)	6,224	12,200	(173)
28835	ICT Expenses - Point Resolution	0	0	0	0	1,000	1,000
<b>Expenditure Total</b>		<b>57,857</b>	<b>63,153</b>	<b>5,296</b>	<b>7,296</b>	<b>398,100</b>	<b>332,946</b>
Income							
58801	Fees & Charges - Point Resolution	(40,554)	(53,334)	(12,780)	0	(320,000)	(279,446)
<b>Income Total</b>		<b>(40,554)</b>	<b>(53,334)</b>	<b>(12,780)</b>	<b>0</b>	<b>(320,000)</b>	<b>(279,446)</b>
Point Resolution Occasional Care Total		17,303	9,819	(7,484)	7,296	78,100	53,500
Volunteer Services							
Expenditure							
29220	Salaries - Volunteer Services NVS	3,587	3,188	(399)	0	20,700	17,113
29221	Other Employee Costs - Volunteer Services NVS	190	450	260	0	2,700	2,510
29223	Office - Volunteer Services NVS	474	650	176	0	3,900	3,426
29227	Finance - Volunteer Services NVS	4,116	4,116	0	0	24,700	20,584
29230	Other - Volunteer Services NVS	236	652	416	80	3,900	3,584
29250	Special Projects - Volunteer Services	0	650	650	0	3,900	3,900
<b>Expenditure Total</b>		<b>8,604</b>	<b>9,706</b>	<b>1,102</b>	<b>80</b>	<b>59,800</b>	<b>51,116</b>
Volunteer Services Total		8,604	9,706	1,102	80	59,800	51,116
<b>Community Service Centres Total</b>		<b>121,933</b>	<b>198,572</b>	<b>76,639</b>	<b>75,597</b>	<b>1,650,600</b>	<b>1,453,070</b>
Community Services Administration							
Community Services Administration							
Expenditure							
28420	Salaries - Community Services Administration	68,634	49,328	(19,306)	1,440	319,500	249,426
28421	Other Employee Costs - Community Services Admin	15,186	8,732	(6,454)	1,975	76,500	59,339
28423	Office - Community Services Administration	764	1,500	736	214	9,000	8,022
28424	Motor Vehicles - Community Services Administration	5,659	5,966	307	0	35,800	30,141
28425	Depreciation - Community Services Administration	84	84	0	0	500	416
28427	Finance - Community Services Administration	19,500	19,500	0	0	117,000	97,500
28430	Other - Community Services Administration	0	216	216	0	1,300	1,300
28434	Professional Fees - Community Services Admin	0	800	800	0	4,800	4,800
28437	Donations - Community Services Administration	0	4,950	4,950	6,279	29,700	23,422
28450	Special Projects - Community Services Admin	692	1,134	442	0	6,800	6,108
<b>Expenditure Total</b>		<b>110,519</b>	<b>92,210</b>	<b>(18,309)</b>	<b>9,908</b>	<b>600,900</b>	<b>480,473</b>
Income							
58420	Positive Ageing Revenue	(1,335)	(666)	669	0	(4,000)	(2,665)
<b>Income Total</b>		<b>(1,335)</b>	<b>(666)</b>	<b>669</b>	<b>0</b>	<b>(4,000)</b>	<b>(2,665)</b>
Community Services Administration Total		109,184	91,544	(17,640)	9,908	596,900	477,808
<b>Community Services Administration Total</b>		<b>109,184</b>	<b>91,544</b>	<b>(17,640)</b>	<b>9,908</b>	<b>596,900</b>	<b>477,808</b>
Support and Media							
Support and Media							
Expenditure							
28321	Other Employee Costs - Marketing & Communication	0	0	0	1,200	0	(1,200)
28323	Office - Marketing & Communications	4,965	7,350	2,385	1,783	70,400	63,652
28325	Depreciation - Marketing & Communications	84	84	0	0	500	416
28327	Finance - Marketing & Communications	6,434	6,434	0	0	38,600	32,166
28330	Other - Marketing & Communications	0	2,900	2,900	5,351	11,600	6,249
28350	Special Projects - Marketing & Communications	0	0	0	21,818	0	(21,818)
<b>Expenditure Total</b>		<b>11,483</b>	<b>16,768</b>	<b>5,285</b>	<b>30,152</b>	<b>121,100</b>	<b>79,465</b>
Support and Media Total		11,483	16,768	5,285	30,152	121,100	79,465
<b>Support and Media Total</b>		<b>11,483</b>	<b>16,768</b>	<b>5,285</b>	<b>30,152</b>	<b>121,100</b>	<b>79,465</b>
<b>Community &amp; Organisational Development Total</b>		<b>371,550</b>	<b>428,250</b>	<b>56,700</b>	<b>136,976</b>	<b>3,348,700</b>	<b>2,840,174</b>

Master Account	August Actual YTD	August Budget YTD	Variance	Committed Balance	Annual Original Budget	Budget Available	
<b>Planning &amp; Development</b>							
<b>Planning Services</b>							
<b>Statutory Planning</b>							
<b>Expenditure</b>							
24320	Salaries - Statutory Planning	54,476	58,716	4,240	0	352,300	297,824
24321	Other Employee Costs - Statutory Planning	4,304	6,976	2,672	0	41,875	37,571
24334	Professional Fees - Statutory Planning	2,380	14,998	12,618	11,121	90,000	76,499
<b>Expenditure Total</b>		<b>61,160</b>	<b>80,690</b>	<b>19,530</b>	<b>11,121</b>	<b>484,175</b>	<b>411,894</b>
Statutory Planning Total		61,160	80,690	19,530	11,121	484,175	411,894
<b>Strategic Planning</b>							
<b>Expenditure</b>							
24920	Salaries - Strategic Planning	60,313	58,998	(1,315)	0	354,000	293,687
24921	Other Employee Costs - Strategic Planning	5,477	7,026	1,549	0	42,175	36,698
24934	Professional Fees - Strategic Planning	2,670	8,814	6,144	4,805	52,900	45,425
<b>Expenditure Total</b>		<b>68,460</b>	<b>74,838</b>	<b>6,378</b>	<b>4,805</b>	<b>449,075</b>	<b>375,811</b>
Strategic Planning Total		68,460	74,838	6,378	4,805	449,075	375,811
<b>Town Planning - Administration</b>							
<b>Expenditure</b>							
24820	Salaries - Town Planning Admin	19,825	22,964	3,139	0	137,800	117,975
24821	Other Employee Costs-Town Planning Admin	15,296	6,672	(8,624)	2,895	67,550	49,358
24823	Office - Town Planning Admin	1,702	4,748	3,046	3,142	28,500	23,656
24824	Motor Vehicles - Town Planning Admin	7,798	10,434	2,636	0	62,600	54,802
24825	Depreciation - Town Planning Admin	650	650	0	0	3,900	3,250
24827	Finance - Town Planning Admin	61,013	61,384	372	0	368,300	307,288
24830	Other - Town Planning Admin	1,222	1,150	(72)	0	6,900	5,678
24834	Professional Fees - Town Planning Admin	0	0	0	1,841	0	(1,841)
24857	Strategic Projects - Strategic Planning / PC61	0	24,218	24,218	26,675	145,300	118,625
24861	Town Planning Scheme - Statutory Planning / PC63	0	0	0	14,026	0	(14,026)
<b>Expenditure Total</b>		<b>107,505</b>	<b>132,220</b>	<b>24,715</b>	<b>48,579</b>	<b>820,850</b>	<b>664,765</b>
<b>Income</b>							
54801	Fees & Charges - Town Planning Admin	(113,932)	(95,166)	18,766	0	(571,000)	(457,068)
<b>Income Total</b>		<b>(113,932)</b>	<b>(95,166)</b>	<b>18,766</b>	<b>0</b>	<b>(571,000)</b>	<b>(457,068)</b>
Town Planning - Administration Total		(6,426)	37,054	43,480	48,579	249,850	207,697
<b>Planning Services Total</b>		<b>123,193</b>	<b>192,582</b>	<b>69,389</b>	<b>64,505</b>	<b>1,183,100</b>	<b>995,402</b>
<b>Property</b>							
<b>Council Buildings</b>							
<b>Expenditure</b>							
24120	Salaries - Council Buildings	27,409	26,600	(809)	0	172,500	145,091
24121	Other Employee Costs - Council Buildings	4,054	4,400	346	158	26,400	22,188
24123	Office - Council Buildings	191	634	443	0	3,800	3,609
24124	Motor Vehicles - Council Buildings	6,017	5,800	(217)	0	34,800	28,783
24125	Depreciation - Council Buildings	87,334	87,332	(2)	0	524,000	436,666
24127	Finance - Council Buildings	20,016	20,016	0	0	120,100	100,084
24128	Insurance - Council Buildings	56,706	2,850	(53,856)	0	17,100	(39,606)
24130	Other - Council Buildings	703	734	31	0	4,400	3,697
24133	Building - Council Buildings / PC58	177,417	182,068	4,651	55,602	1,092,400	859,381
24134	Professional Fees - Council Buildings	5,520	0	(5,520)	473	0	(5,993)
<b>Expenditure Total</b>		<b>385,367</b>	<b>330,434</b>	<b>(54,933)</b>	<b>56,233</b>	<b>1,995,500</b>	<b>1,553,900</b>
<b>Income</b>							
54109	Council Property - Council Buildings	(25,188)	(32,168)	(6,980)	0	(193,000)	(167,812)
<b>Income Total</b>		<b>(25,188)</b>	<b>(32,168)</b>	<b>(6,980)</b>	<b>0</b>	<b>(193,000)</b>	<b>(167,812)</b>
Council Buildings Total		360,179	298,266	(61,913)	56,233	1,802,500	1,386,089
<b>Property Services</b>							
<b>Expenditure</b>							
24420	Salaries - Property Services	42,681	57,552	14,871	0	373,300	330,619
24421	Other Employee Costs - Property Services	7,907	10,300	2,393	1,561	75,000	65,533
24423	Office - Property Services	133	3,600	3,467	371	21,600	21,096
24424	Motor Vehicles - Property Services	3,195	3,916	721	0	23,500	20,305
24425	Depreciation - Property Services	66	66	0	0	400	334
24427	Finance - Property Services	34,167	30,400	(3,767)	0	182,400	148,233
24430	Other - Property Services	0	566	566	0	3,400	3,400
24434	Professional Fees - Property Services	11,586	23,118	11,532	4,887	138,700	122,227
<b>Expenditure Total</b>		<b>99,734</b>	<b>129,518</b>	<b>29,784</b>	<b>6,820</b>	<b>818,300</b>	<b>711,746</b>
<b>Income</b>							

Master Account		August Actual	August Budget	Variance	Committed	Annual	Budget
		YTD	YTD		Balance	Original	Available
						Budget	
54401	Fees & Charges - Property Services	(71,377)	(77,916)	(6,539)	0	(467,500)	(396,123)
54410	Sundry Income - Property Services	(2,255)	(1,666)	589	0	(10,000)	(7,745)
54411	Fines & Penalties - Property Services	0	(2,420)	(2,420)	0	(14,500)	(14,500)
<b>Income Total</b>		<b>(73,631)</b>	<b>(82,002)</b>	<b>(8,371)</b>	<b>0</b>	<b>(492,000)</b>	<b>(418,369)</b>
Property Services Total		26,103	47,516	21,413	6,820	326,300	293,377
<b>Property Total</b>		<b>386,281</b>	<b>345,782</b>	<b>(40,499)</b>	<b>63,053</b>	<b>2,128,800</b>	<b>1,679,466</b>
Sustainable Nedlands							
Environmental Health							
Expenditure							
24720	Salaries - Environmental Health	34,100	36,860	2,760	0	239,300	205,200
24721	Other Employee Costs - Environmental Health	6,657	6,214	(443)	364	37,300	30,280
24723	Office - Environmental Health	121	432	311	0	2,600	2,479
24725	Depreciation - Environmental Health	816	816	0	0	4,900	4,084
24727	Finance - Environmental Health	13,400	13,400	0	0	80,400	67,000
24730	Other - Environmental Health	(16,328)	5,250	21,578	19,648	31,500	28,180
24734	Professional Fees - Environmental Health	932	484	(448)	0	2,900	1,969
24751	OPRL Activities - Environmental Health PC76,77,78	127	316	189	110	1,900	1,663
<b>Expenditure Total</b>		<b>39,825</b>	<b>63,772</b>	<b>23,947</b>	<b>20,121</b>	<b>400,800</b>	<b>340,854</b>
Income							
54701	Fees & Charges - Environmental Health	(1,196)	(9,166)	(7,970)	0	(55,000)	(53,804)
54710	Sundry Income - Environmental Health	(340)	(834)	(494)	0	(5,000)	(4,660)
<b>Income Total</b>		<b>(1,537)</b>	<b>(10,000)</b>	<b>(8,463)</b>	<b>0</b>	<b>(60,000)</b>	<b>(58,463)</b>
Environmental Health Total		38,288	53,772	15,484	20,121	340,800	282,391
Natural Areas							
Expenditure							
24221	Other Employee Costs - Natural Areas	0	666	666	0	4,000	4,000
24223	Office - Natural Areas	0	266	266	0	1,600	1,600
24227	Finance - Natural Areas	7,034	7,034	0	0	42,200	35,166
24230	Other - Natural Areas	0	334	334	0	2,000	2,000
24237	Donations - Natural Areas	0	84	84	0	500	500
24251	Operational Activities - Natural Areas / PC80	56,625	78,748	22,123	234,323	472,500	181,552
<b>Expenditure Total</b>		<b>63,659</b>	<b>87,132</b>	<b>23,473</b>	<b>234,323</b>	<b>522,800</b>	<b>224,818</b>
Income							
54204	Grants Operating - Natural Areas	0	(2,358)	(2,358)	0	(100,000)	(100,000)
54210	Sundry Income - Natural Areas	(45)	0	45	0	(4,700)	(4,655)
<b>Income Total</b>		<b>(45)</b>	<b>(2,358)</b>	<b>(2,313)</b>	<b>0</b>	<b>(104,700)</b>	<b>(104,655)</b>
Natural Areas Total		63,614	84,774	21,160	234,323	418,100	120,163
Sanitation							
Expenditure							
24520	Salaries - Sanitation	39,998	32,254	(7,744)	0	208,800	168,802
24521	Other Employee Costs - Sanitation	3,520	4,168	648	0	25,000	21,480
24525	Depreciation - Sanitation	15,116	15,116	0	0	90,700	75,584
24527	Finance - Sanitation	36,466	36,466	0	0	218,800	182,334
24530	Other - Sanitation	130	0	(130)	0	0	(130)
24538	Purchase of Product - Sanitation	564	2,266	1,702	979	13,600	12,057
24552	Residential Kerbside - Sanitation / PC71	302,551	390,098	87,547	541,797	2,340,600	1,496,252
24553	Residential Bulk - Sanitation / PC72	1,728	74,200	72,472	227,966	445,200	215,506
24554	Commercial - Sanitation / PC73	15,671	22,952	7,281	31,388	137,700	90,641
24555	Public Waste - Sanitation / PC74	15,917	14,866	(1,051)	43,545	89,200	29,739
24556	Waste Strategy - Sanitation / PC75	2,689	6,466	3,777	11,830	38,800	24,281
<b>Expenditure Total</b>		<b>434,350</b>	<b>598,852</b>	<b>164,502</b>	<b>857,504</b>	<b>3,608,400</b>	<b>2,316,546</b>
Income							
54501	Fees & Charges - Sanitation	(3,604,194)	(3,652,366)	(48,172)	0	(3,665,700)	(61,506)
<b>Income Total</b>		<b>(3,604,194)</b>	<b>(3,652,366)</b>	<b>(48,172)</b>	<b>0</b>	<b>(3,665,700)</b>	<b>(61,506)</b>
Sanitation Total		(3,169,844)	(3,053,514)	116,330	857,504	(57,300)	2,255,040
Sustainability and Environment							
Expenditure							
24620	Salaries - Sustainability & Environmental	1,268	14,450	13,182	0	93,800	92,532
24621	Other Employee Costs - Sustainability & Env	6,474	3,366	(3,108)	0	32,900	26,426
24623	Office - Sustainability & Environmental	163	680	517	227	4,100	3,710
24624	Motor Vehicles - Sustainability & Environmental	3,227	5,200	1,973	0	31,200	27,973
24625	Depreciation - Sustainability & Environmental	800	800	0	0	4,800	4,000
24627	Finance - Sustainability & Environmental	7,434	7,434	0	0	44,600	37,166
24630	Other - Sustainability & Environmental	0	816	816	866	4,900	4,034
24638	Operational Activities - Sust & Environ	275	6,780	6,505	9,777	40,700	30,647

Master Account		August Actual YTD	August Budget YTD	Variance	Committed Balance	Annual Original Budget	Budget Available
24639	Travelsmart - Sust & Environmental / PC88	909	4,850	3,941	455	29,100	27,736
<b>Expeince Total</b>		<b>20,550</b>	<b>44,376</b>	<b>23,826</b>	<b>11,325</b>	<b>286,100</b>	<b>254,225</b>
Income							
54601	Fees & Charges - Sustainability & Environmental	0	(166)	(166)	0	(1,000)	(1,000)
54610	Sundry Income -Sustainability & Environmental	(3)	(334)	(331)	0	(2,000)	(1,997)
<b>Income Total</b>		<b>(3)</b>	<b>(500)</b>	<b>(497)</b>	<b>0</b>	<b>(3,000)</b>	<b>(2,997)</b>
Sustainability and Environment Total		20,547	43,876	23,329	11,325	283,100	251,227
<b>Sustainable Nedlands Total</b>		<b>(3,047,394)</b>	<b>(2,871,092)</b>	<b>176,302</b>	<b>1,123,273</b>	<b>984,700</b>	<b>2,908,821</b>
<b>Planning &amp; Development Total</b>		<b>(2,537,920)</b>	<b>(2,332,728)</b>	<b>205,192</b>	<b>1,250,831</b>	<b>4,296,600</b>	<b>5,583,689</b>
Technical Services							
Engineering							
Infrastructure Services							
Expeince							
26220	Salaries - Infrastructure Services	133,471	147,542	14,071	0	933,800	800,329
26221	Other Employee Costs - Infrastructure Services	77,926	61,934	(15,992)	12,177	395,900	305,797
26222	Staff Recruitment - Infrastructure Services	0	0	0	0	0	0
26223	Office - Infrastructure Services	5,388	8,116	2,728	9,441	48,700	33,871
26224	Motor Vehicles - Infrastructure Services	14,024	12,416	(1,608)	0	74,500	60,476
26225	Depreciation - Infrastructure Services	2,834	2,834	0	0	17,000	14,166
26227	Finance - Infrastructure Services	(252,119)	(224,816)	27,303	0	(1,348,900)	(1,096,781)
26228	Insurance - Infrastructure Services	44,834	15,684	(29,150)	0	94,100	49,266
26230	Other - Infrastructure Services	567	17,882	17,315	6,777	107,300	99,956
26234	Professional Fees - Infrastructure Services	18,937	25,066	6,130	79,134	150,400	52,329
26235	ICT Expenses - Infrastructure Services	0	666	666	265	4,000	3,735
<b>Expeince Total</b>		<b>45,862</b>	<b>67,324</b>	<b>21,462</b>	<b>107,794</b>	<b>476,800</b>	<b>323,145</b>
Infrastructure Services Total		45,862	67,324	21,462	107,794	476,800	323,145
Plant Operating							
Expeince							
26525	Depreciation - Plant Operating	95,534	95,532	(2)	0	573,200	477,666
26527	Finance - Plant Operating	(176,040)	(157,157)	18,883	0	(945,300)	(769,260)
26532	Plant - Plant Operating	199,795	113,536	(86,259)	22,125	598,700	376,780
26533	Minor Parts & Workshop Tools - Plant Operating	3,585	2,716	(869)	285	12,500	8,631
26549	Loss On Sale of Fixed Assets - Plant Operating	0	0	0	0	4,900	4,900
<b>Expeince Total</b>		<b>122,873</b>	<b>54,627</b>	<b>(68,246)</b>	<b>22,410</b>	<b>244,000</b>	<b>98,717</b>
Income							
56501	Fees & Charges - Plant Operating	(2,219)	(2,000)	219	0	(12,000)	(9,781)
56515	Profit On Sale of Fixed Assets - Plant Operating	0	(5,834)	(5,834)	0	(35,000)	(35,000)
<b>Income Total</b>		<b>(2,219)</b>	<b>(7,834)</b>	<b>(5,615)</b>	<b>0</b>	<b>(47,000)</b>	<b>(44,781)</b>
Plant Operating Total		120,654	46,793	(73,861)	22,410	197,000	53,936
Streets Roads and Depots							
Expeince							
26625	Depreciation - Streets Roads & Depots	704,066	704,064	(2)	0	4,224,400	3,520,334
26626	Utility - Streets Roads & Depots	4,368	82,166	77,798	126,905	493,000	361,727
26630	Other	2,376	8,468	6,092	0	50,800	48,424
26640	Reinstatement - Streets Roads & Depot	7,295	2,034	(5,261)	0	12,200	4,905
26667	Road Maintenance / PC51	67,706	74,816	7,110	68,460	448,900	312,734
26668	Drainage Maintenance / PC52	35,976	19,116	(16,860)	806	114,700	77,917
26669	Footpath Maintenance / PC53	25,716	36,650	10,934	545	219,900	193,639
26670	Parking Signs / PC54	14,597	22,200	7,603	0	133,200	118,603
26671	Right of Way Maintenance / PC55	27,112	10,716	(16,396)	0	64,300	37,188
26672	Bus Shelter Maintenance / PC56	3,367	5,000	1,633	0	30,000	26,633
26673	Graffiti Control / PC57	1,906	8,484	6,578	370	50,900	48,624
26674	Streets Roads & Depot / PC89	17,572	13,332	(4,240)	2,166	80,000	60,262
<b>Expeince Total</b>		<b>912,058</b>	<b>987,046</b>	<b>74,988</b>	<b>199,253</b>	<b>5,922,300</b>	<b>4,810,989</b>
Income							
56601	Fees & Charges - Streets Roads & Depots	(20,030)	(12,334)	7,696	0	(74,000)	(53,970)
56606	Contrib'n Reim & Don Op - Streets Roads & Depots	(1,683)	(1,260)	423	0	(10,300)	(8,617)
56610	Sundry Income - Streets Roads & Depots	0	(2,000)	(2,000)	0	(2,000)	(2,000)
<b>Income Total</b>		<b>(21,713)</b>	<b>(15,594)</b>	<b>6,119</b>	<b>0</b>	<b>(86,300)</b>	<b>(64,587)</b>
Streets Roads and Depots Total		890,345	971,452	81,107	199,253	5,836,000	4,746,402
<b>Engineering Total</b>		<b>1,056,861</b>	<b>1,085,569</b>	<b>28,708</b>	<b>329,457</b>	<b>6,509,800</b>	<b>5,123,482</b>
Reserves							
Parks and Ovals							
Expeince							

Master Account		August Actual YTD	August Budget YTD	Variance	Committed Balance	Annual Original Budget	Budget Available
26360	Depreciation - Parks & Reserves	97,650	97,650	0	0	585,900	488,250
26365	Maintenance - Parks & Ovals / PC59	562,536	608,422	45,886	437,231	3,638,100	2,638,333
<b>Expeuce Total</b>		<b>660,186</b>	<b>706,072</b>	<b>45,886</b>	<b>437,231</b>	<b>4,224,000</b>	<b>3,126,583</b>
Income							
56306	Contrib'n Reim & Donations Op - Parks & Ovals	(3,880)	(4,000)	(120)	0	(24,000)	(20,120)
56309	Council Property - Parks & Ovals	(5,016)	(11,404)	(6,388)	0	(68,400)	(63,384)
56310	Sundry Income - Parks & Ovals	(169)	(84)	85	0	(500)	(331)
56312	Fines & Penalties - Parks & Ovals	(4,129)	0	4,129	0	0	4,129
<b>Income Total</b>		<b>(13,193)</b>	<b>(15,488)</b>	<b>(2,295)</b>	<b>0</b>	<b>(92,900)</b>	<b>(79,707)</b>
Parks and Ovals Total		646,993	690,584	43,591	437,231	4,131,100	3,046,876
<b>Reserves Total</b>		<b>646,993</b>	<b>690,584</b>	<b>43,591</b>	<b>437,231</b>	<b>4,131,100</b>	<b>3,046,876</b>
<b>Technical Services Total</b>		<b>1,703,854</b>	<b>1,776,153</b>	<b>72,299</b>	<b>766,688</b>	<b>10,640,900</b>	<b>8,170,358</b>
<b>City of Nedlands Total</b>		<b>(18,097,344)</b>	<b>(18,039,131)</b>	<b>58,213</b>	<b>2,544,224</b>	<b>1,214,000</b>	<b>16,767,120</b>

**CITY OF NEDLANDS  
CAPITAL WORKS & ACQUISITIONS  
AS AT 31 AUGUST 2012**


		August Actual YTD	Annual Original Budget	Committed Balance	Budget Available
<b>2</b>	<b>Footpath Rehabilitation</b>				
	2017 Loch Street	0	30,000	0	30,000
	2019 Princess Road	0	5,000	0	5,000
	2025 Verdun Street	0	0	2,727	(2,727)
	2028 Dalkeith Road	0	0	1,818	(1,818)
	2033 Gordon Street	0	20,000	0	20,000
	2166 Hooley Street	6,630	0	17,149	(23,779)
	2179 Lemnos Street	0	0	10,546	(10,546)
	4020 71 Stirling Highway - Administration	0	40,000	0	40,000
	2167 Swansea Street	0	20,000	13,194	6,806
	2014 Aberdare Rd	0	10,000	0	10,000
	2048 Kirwan St	0	30,000	0	30,000
	2083 Haldane St	0	30,000	0	30,000
	2124 Kingston St	0	10,000	0	10,000
	<b>Footpath Rehabilitation Total</b>	<b>6,630</b>	<b>195,000</b>	<b>45,434</b>	<b>142,937</b>
<b>3</b>	<b>Road Rehabilitation</b>				
	2003 Alfred Road	2,508	0	(11)	(2,497)
	2013 North Street	0	0	155,006	(155,006)
	2017 Loch Street	0	0	44,151	(44,151)
	2033 Gordon Street	9,931	0	29,261	(39,192)
	2037 Elizabeth Street	0	318,500	0	318,500
	2049 Asquith Street	0	260,700	0	260,700
	2053 Curlew Road	0	133,200	0	133,200
	2056 Tyrell Street	0	8,000	0	8,000
	2058 Archdeacon Street	1,686	0	2,409	(4,095)
	2189 Adams Road	3,641	0	8,605	(12,246)
	2300 Acacia Lane	0	220,000	0	220,000
	2085 Walpole Street	0	224,400	0	224,400
	2097 Whitfeld St	0	297,900	0	297,900
	2146 Erica Ave	0	130,300	0	130,300
	2153 Garland Rd	0	117,900	0	117,900
	2170 James Rd	0	186,200	0	186,200
	2173 Reeve St	0	117,900	0	117,900
	<b>Road Rehabilitation Total</b>	<b>17,766</b>	<b>2,015,000</b>	<b>239,421</b>	<b>1,757,813</b>
<b>4</b>	<b>Drainage Rehabilitation</b>				
	2113 Loftus St	857	0	0	(857)
	9000 City Wide	237,106	210,000	21	(27,127)
	2190 Riverview Ct	0	100,000	0	100,000
	<b>Drainage Rehabilitation Total</b>	<b>237,963</b>	<b>310,000</b>	<b>21</b>	<b>72,016</b>
<b>6</b>	<b>Grant Funded Projects</b>				
	2003 Alfred Road	0	25,000	0	25,000
	2019 Princess Road	909	0	9,018	(9,927)
	2020 Monash Avenue	0	0	10,746	(10,746)
	2037 Elizabeth Street	2,100	0	3,600	(5,700)
	2054 Broome Street	0	0	1,364	(1,364)
	2057 Florence Street	455	0	4,509	(4,963)
	2205 Montgomery Ave	0	438,400	0	438,400
	2400 INTXN - Railway Rd/Aberdare Rd	0	208,000	0	208,000
	2401 INTXN - Brockway/Brookdale /Underwood	0	350,000	0	350,000
	2402 INTXN - Stirling Hwy/Vincent St	0	19,000	0	19,000
	2403 INTXN - Gugerl St/Railway Rd/Loch St	0	115,000	0	115,000
	<b>Grant Funded Projects Total</b>	<b>3,464</b>	<b>1,155,400</b>	<b>29,236</b>	<b>1,122,700</b>
<b>10</b>	<b>Road Improvement</b>				
	2175 Swanbourne	1,413	0	0	(1,413)
	<b>Road Improvement Total</b>	<b>1,413</b>	<b>0</b>	<b>0</b>	<b>(1,413)</b>
<b>11</b>	<b>Building Construction</b>				
	4000 John Leckie Pavilion	290,129	40,000	6,761	(256,890)
	4001 Allen Park Lower Pavilion	0	70,000	0	70,000
	4003 Council Depot	0	22,500	15,482	7,018
	4004 Drabble House	0	18,000	0	18,000



		August Actual YTD	Annual Original Budget	Committed Balance	Budget Available
	4006 Hackett Playcentre	0	15,000	0	15,000
	4008 Nedlands Library	0	150,000	0	150,000
	4009 PROCC	0	28,000	22,623	5,377
	4011 Mt Claremont Library	0	40,000	0	40,000
	4018 Tresillian	0	0	8,415	(8,415)
	4019 Cruickshank Reserve Pavilion	62,130	0	10,274	(72,404)
	4020 71 Stirling Highway ( Administration)	5,519	125,000	3,727	115,754
	4021 110 Smyth Road ( Cottage)	0	0	26,880	(26,880)
	4025 Allen Park Tennis Club	0	40,000	0	40,000
	9000 City Wide	0	125,000	10,588	114,413
	<b>Building Construction Total</b>	<b>357,778</b>	<b>673,500</b>	<b>104,750</b>	<b>210,972</b>
12	Off Street Parking				
	2182 The Esplanade	67,398	0	15,732	(83,129)
	<b>Off Street Parking Total</b>	<b>67,398</b>	<b>0</b>	<b>15,732</b>	<b>(83,129)</b>
14	Parks & Reserves Construction				
	2132 Beecham Road	736	500,000	35,810	463,454
	4012 Mt Claremont Community Centre	0	13,500	0	13,500
	4052 Allen Park	14,098	0	0	(14,098)
	4055 Asquith Park	15,993	0	655	(16,648)
	4057 Beaton Park	0	0	33,583	(33,583)
	4059 Beatrice Road Reserve	1,913	0	996	(2,909)
	4067 Campsie Park	12,796	0	9,073	(21,869)
	4069 Carrington Park	0	59,400	1,750	57,650
	4072 College Park	0	126,900	0	126,900
	4091 Highview Park	0	237,600	1,750	235,850
	4101 Melvista Park	0	0	1,315	(1,315)
	4105 Mossvale Gardens	373	0	29,380	(29,753)
	4108 Mt Claremont Oval	0	167,300	49,947	117,353
	4118 Peace Memorial Rose Garden	0	6,400	0	6,400
	4119 Pine Tree Park	0	11,100	0	11,100
	4131 Street Gardens and Verges	0	34,200	0	34,200
	4139 Tresillian Community Centre Surrounds	0	0	13,940	(13,940)
	4142 Zamia Park	12,670	0	9,926	(22,596)
	4169 River Wall Maintenance - CPTL	62,559	689,400	103,103	523,738
	<b>Parks &amp; Reserves Construction Total</b>	<b>121,139</b>	<b>1,845,800</b>	<b>291,226</b>	<b>1,433,434</b>
15	Plant & Equipment				
	7500 Technical Svs - Engineering	21,769	114,500	0	92,731
	7501 Development Svs - Town Planning	0	35,000	0	35,000
	7507 Development Svs - Sustainable Nedlands	0	24,000	0	24,000
	7509 Technical Svs - Parks Svs	55,317	162,500	0	107,183
	<b>Plant &amp; Equipment Total</b>	<b>77,086</b>	<b>336,000</b>	<b>0</b>	<b>258,914</b>
16	ICT Capital Projects				
	6032 IT Project 2	0	260,000	960	259,040
	6034 IT Project 4	0	90,000	0	90,000
	6035 IT Project 5	0	33,000	0	33,000
	<b>ICT Capital Projects Total</b>	<b>0</b>	<b>383,000</b>	<b>960</b>	<b>382,040</b>
17	Greenway Development				
	4052 Allen Park	0	105,000	16,152	88,848
	4161 Railway Reserve	0	70,000	0	70,000
	<b>Greenway Development Total</b>	<b>0</b>	<b>175,000</b>	<b>16,152</b>	<b>158,848</b>
18	Furniture & Fixture				
	4008 Nedlands Library	14,378	0	0	(14,378)
	7504 Community Svs - NCC (HACC Funded)	6,449	0	0	(6,449)
	7505 Rangers	375	0	0	(375)
	<b>Furniture &amp; Fixture Total</b>	<b>21,202</b>	<b>0</b>	<b>0</b>	<b>(21,202)</b>
	<b>City of Nedlands Total</b>	<b>911,838</b>	<b>7,088,700</b>	<b>742,932</b>	<b>5,433,931</b>

<b>CP42.12</b>	<b>Investment Report – August 2012</b>
----------------	--

<b>Committee</b>	9 October 2012
<b>Council</b>	23 October 2012

<b>Applicant</b>	City of Nedlands
<b>Owner</b>	City of Nedlands
<b>Officer</b>	Rajah Senathirajah – Manager Finance
<b>Director</b>	Shelley Mettam – A/Director Corporate & Strategy
<b>Director Signature</b>	
<b>File ref.</b>	Fin/071-07
<b>Previous Item No's</b>	Nil
<b>Disclosure of Interest</b>	No officer involved in the preparation of this report had any interest which required it to be declared in accordance with the provisions of the <i>Local Government Act (1995)</i> .

### Purpose

In accordance with the Council's Investment Policy, Administration is required to present a summary of investments to Council on a monthly basis.

### Recommendation to Committee

**Council receives the Investment Report for the period ended 31 August 2012 (refer to attachment).**

### Strategic Plan

KFA5: Governance

5.1 – Manage the City's resources in a sustainable and responsible manner.

This report is in accordance with the Council's Investment Policy and demonstrates the investment of City's surplus cash in a sustainable and responsible manner.

### Background

Council's Investment Policy requires a summary of investments to be presented to Council on a monthly basis.

### Proposal Detail

Not applicable.

**Consultation**

Required by legislation: Yes  No

Required by City of Nedlands policy: Yes  No

**Legislation**

Not applicable.

**Budget/Financial implications**

Investment income will be reviewed against progressive budget throughout the year.

**Risk Management**

The Investment Policy of the City, which is reviewed each year by the Audit and Risk Committee of Council, is structured so as to minimise any risks associated with the City’s cash investments. The officers adhere to this Policy, and continuously monitor market conditions to ensure that the City obtains attractive yields without compromising on risk management.

**Discussion**

The Investment Summary shows that as at 31 August 2012 the City held the following funds in investments:

Municipal Funds	\$ 14,464,913
Reserve Funds	\$ 5,258,751
Trust Funds	<u>\$ 100,764</u>
Total	<u>\$ 19,824,428</u>

The total interest earned from investments for the two months was \$52,718.

Following Council’s decision in April 2012, investments are only placed with the “big four” banks. As from the end of the previous financial year money collected for bonds have been moved to the Trust Account, as directed by the Department of Local Government. These will not earn any interests for the City. The loss of the interest income for 2012/13 is estimated to be around \$50,000.

The Investment Portfolio comprises holdings in the following institutions:

<b>Financial Institution</b>	<b>Funds Invested</b>	<b>Interest Rate</b>	<b>Proportion of Portfolio</b>
NAB	\$ 5,611,545	4.96% - 5.65%	28.31%
Westpac	\$ 6,476,185	4.57% - 5.25%	32.67%
ANZ	\$ 4,947,675	5.07% - 5.25%	24.96%
CBA	\$ 2,789,022	4.54% - 5.35%	14.07%
<b>Total</b>	<b>\$ 19,824,428</b>		<b>100.00%</b>

### **Conclusion**

The Investment Report is presented to Council.

### **Attachments**

1. Investment Report for the period ended 31 August 2012

**INVESTMENTS REPORT  
FOR THE PERIOD ENDED 31 AUGUST 2012**

No.	Particulars	Current Interest Rate	Invest. Date	Maturity Date	Investment Period Days	NAB	Westpac	ANZ	CBA	Total	YTD Accum. Interest
<b>RESTRICTED FUNDS</b>											
4	Trust - Adelma	4.57%	01-Jul-12	01-Jan-13	184		\$100,763.75			\$100,763.75	\$779.05
	<b>TOTAL RESTRICTED FUNDS</b>					<b>\$0.00</b>	<b>\$100,763.75</b>	<b>\$0.00</b>	<b>\$0.00</b>	<b>\$100,763.75</b>	<b>\$779.05</b>
<b>RESERVE INVESTMENTS</b>											
10	City Development Reserve - Western Zone	4.76%	04-May-12	01-Nov-12	181				\$334,697.44	\$334,697.44	\$2,664.83
16	Services General Reserve (a)	5.65%	10-Apr-12	10-Oct-12	183	\$304,841.58				\$304,841.58	\$2,862.29
26	North Street Reserve	5.50%	01-May-12	01-Nov-12	184	\$1,083,160.78				\$1,083,160.78	\$9,936.72
41	Swanbourne Reserve	5.49%	30-Apr-12	30-Oct-12	183	\$107,523.12				\$107,523.12	\$984.49
42	City Building Reserve	4.76%	04-May-12	01-Nov-12	181				\$545,416.73	\$545,416.73	\$4,342.56
52	Plant Replacement Reserve	5.11%	13-Jul-12	11-Oct-12	90			\$221,495.61		\$221,495.61	\$1,680.43
53	City Development Reserve	5.11%	13-Jul-12	11-Oct-12	90			\$1,165,164.90		\$1,165,164.90	\$8,839.79
55	Insurance Reserve	5.11%	13-Jul-12	11-Oct-12	90			\$52,140.52		\$52,140.52	\$395.58
57	NCC Welfare Reserve	5.49%	30-Apr-12	30-Oct-12	183	\$140,889.42				\$140,889.42	\$1,081.74
58	Waste Management Reserve	5.49%	30-Apr-12	30-Oct-12	183	\$141,292.35				\$141,292.35	\$1,293.69
60	Welfare Reserve	5.49%	30-Apr-12	30-Oct-12	183	\$254,961.69				\$254,961.69	\$2,334.45
78	Services General Reserve (b)	5.35%	19-Mar-12	19-Sep-12	184				\$907,166.57	\$907,166.57	\$7,943.97
	<b>TOTAL RESERVE INVESTMENTS</b>					<b>\$2,032,668.95</b>	<b>\$0.00</b>	<b>\$1,438,801.02</b>	<b>\$1,787,280.75</b>	<b>\$5,258,750.72</b>	<b>\$44,360.54</b>
<b>MUNICIPAL INVESTMENTS</b>											
76	***WBC Acct Closed on 25/07/12***						\$0.00			\$0.00	\$1,493.16
81	Municipal Investment #81 - Westpac	5.25%	30-Jul-12	30-Jan-13	184		\$1,046,281.89			\$1,046,281.89	\$8,402.11
83	Municipal Investment #83 - NAB	5.00%	07-Aug-12	07-Nov-12	92	\$1,060,311.06				\$1,060,311.06	\$9,123.50
94	Municipal Investment #94 - NAB	5.00%	09-Aug-12	09-Nov-12	92	\$518,019.15				\$518,019.15	\$4,467.86
98	Municipal Investment #98 - Westpac	5.05%	17-Jul-12	15-Oct-12	90		\$1,019,923.38			\$1,019,923.38	\$8,853.79
99	Municipal Investment #99 - Westpac	5.25%	31-Jul-12	31-Dec-12	153		\$1,305,796.58			\$1,305,796.58	\$5,796.58
100	Municipal Investment #100 - ANZ	5.16%	01-Aug-12	01-Nov-12	92			\$1,506,361.64		\$1,506,361.64	\$6,361.64
101	Municipal Investment #101 - ANZ	5.10%	16-Aug-12	16-Nov-12	92			\$1,002,095.89		\$1,002,095.89	\$2,095.89
102	Municipal Investment #102 - Westpac	5.20%	15-Jun-12	15-Jan-13	214		\$1,002,279.45			\$1,002,279.45	\$2,279.45
103	Municipal Investment #103 - CBA	4.54%	17-Aug-12	14-Jan-13	150				\$1,001,741.37	\$1,001,741.37	\$1,741.37
104	Municipal Investment #104 - ANZ	5.07%	28-Aug-12	26-Nov-12	90			\$1,000,416.71		\$1,000,416.71	\$416.71
105	Municipal Investment #105 - Westpac	5.18%	27-Aug-12	27-Nov-12	92		\$1,000,567.67			\$1,000,567.67	\$567.67
106	Municipal Investment #106 - Westpac	5.22%	27-Aug-12	27-Jan-13	153		\$1,000,572.05			\$1,000,572.05	\$572.05
107	Municipal Investment #107 - NAB	5.01%	29-Aug-12	01-Mar-13	184	\$1,000,274.52				\$1,000,274.52	\$274.52
108	Municipal Investment #108 - NAB	4.96%	29-Aug-12	29-Nov-12	92	\$1,000,271.78				\$1,000,271.78	\$271.78
	<b>TOTAL MUNICIPAL INVESTMENTS</b>					<b>\$3,578,876.52</b>	<b>\$6,375,421.02</b>	<b>\$3,508,874.25</b>	<b>\$1,001,741.37</b>	<b>\$14,464,913.15</b>	<b>\$52,718.09</b>
	<b>TOTAL</b>					<b>\$5,611,545.47</b>	<b>\$6,476,184.77</b>	<b>\$4,947,675.27</b>	<b>\$2,789,022.12</b>	<b>\$19,824,427.62</b>	<b>\$97,857.67</b>

Current Proportion of Portfolio

28.31%


32.67%

24.96%

14.07%

<b>CP43.12</b>	<b>List of Accounts Paid – August 2012</b>
----------------	--

<b>Committee</b>	9 October 2012
<b>Council</b>	23 October 2012

<b>Applicant</b>	City of Nedlands
<b>Owner</b>	City of Nedlands
<b>Officer</b>	Rajah Senathirajah – Manager Finance
<b>Director</b>	Shelley Mettam – A/Director Corporate & Strategy
<b>Director Signature</b>	
<b>File ref.</b>	Fin/072-17
<b>Previous Item No's</b>	Nil
<b>Disclosure of Interest</b>	No officer involved in the preparation of this report had any interest which required it to be declared in accordance with the provisions of the <i>Local Government Act (1995)</i> .

**Purpose**

*In accordance with Regulation 13 of the Local Government (Financial Management) Regulations 1996 Administration is required to present the List of Accounts Paid for the month to Council.*

**Recommendation to Committee**

**Council receives the List of Accounts Paid for the month of August 2012. (refer to attachment)**

**Strategic Plan**

KFA 5: Governance

5.6 - Ensure compliance with statutory requirements and guidelines.

This report will ensure the City meets its statutory requirements.

**Background**

*Regulation 13 of the Local Government (Financial Management) Regulations 1996 requires a list of accounts paid to be prepared each month showing each account paid since the last list was prepared:*

- a) the payee's name;
- b) the amount of the payment;
- c) the date of the payment; and
- d) sufficient information to identify the transaction.

The list is to be presented to the Council at the next ordinary meeting of the Council after the list is prepared and recorded in the Minutes of that meeting.

### **Proposal Detail**

Not applicable.

### **Consultation**

Required by legislation: Yes  No   
Required by City of Nedlands policy: Yes  No

### **Legislation**

This report meets the requirements of *Regulation 13 of the Local Government (Financial Management) Regulations 1996*.

### **Budget/Financial implications**

Not applicable.

### **Risk Management**

The Accounts Payable procedures ensure that no fraudulent payments are made by the City, and these procedures are strictly adhered to by the officers. These include the final vetting of approved invoices by the Finance Manager and the Director of Corporate & Strategy (or designated alternative officers).

### **Discussion**

The list of accounts for August 2012 has been prepared in accordance with Regulation 13 of the Local Government (Financial Management) Regulations 1996 and is now presented to Council.

### **Conclusion**

The list of accounts paid for the month of August 2012 complies with the relevant legislation and can be received by Council.

### **Attachments**

1. List of Accounts Paid – August 2012



# CITY OF NEDLANDS

## All Payments 1/08/2012 to 31/08/2012

Database: LIVE

Page: 1

<u>Chq/Ref</u>	<u>Pavee</u>	<u>Date</u>	<u>Amount</u>	<u>Tran</u>	<u>Description</u>	<u>Amount</u>
<b>NAB - Municipal Account</b>						
<b>CHEQUE</b>						
57870	WALGS PLAN	02/08/2012	-136,365.29			
57871	CHILD SUPPORT REGISTRAR	02/08/2012	-1,317.90	INV	PAYROLL DEDUCTION	439.30
				INV	PAYROLL DEDUCTION	439.30
				INV	PAYROLL DEDUCTION	439.30
57872	CITY OF NEDLANDS SOCIAL CLUB	02/08/2012	-564.00	INV	PAYROLL DEDUCTION	188.00
				INV	PAYROLL DEDUCTION	188.00
				INV	PAYROLL DEDUCTION	188.00
57873	LOCAL SUPER DIVISION OF STATEWIDE S	02/08/2012	-2,156.10			
57874	PBTL-LIFETIME SUPERANNUATION FUND	02/08/2012	-264.91			
57875	RETAIL EMPLOYEES SUPERANNUATION FUN	02/08/2012	-528.57			
57876	MLC NOMINEES PTY LIMITED	02/08/2012	-381.02			
57877	MTAA SUPERANNUATION FUND	02/08/2012	-399.39			
57878	AUSTRALIAN SUPER - WESTSCHEME DIVIS	02/08/2012	-876.31			
57879	AMP FLEXIBLE LIFETIME SUPER	02/08/2012	-359.64			
57880	BT SUPER FOR LIFE	02/08/2012	-259.04			
57881	HOST PLUS SUPERANNUATION FUND	02/08/2012	-665.64			
57882	SUNSUPER SUPERANNUATION FUND	02/08/2012	-251.31			
57883	UNISUPER LIMITED	02/08/2012	-760.41			
57884	TOH LIAN HUI ADELENA 90 ADELMA ROAD	07/08/2012	-6.00	INV	DECEASED ANIMAL REFUND	6.00
57885	HADLEY HOLDINGS 3 ADAMS ROAD	07/08/2012	-30.00	INV	FOI APPLICATION REFUND	30.00
57886	PEDRO GREGORIO & JOANITA MASCARENHA	07/08/2012	-425.00	INV	12 WILLIAMS RD - CROSSOVER SUBSIDY	425.00
57887	PATRICIA HALL 5 ARENGA COURT	07/08/2012	-39.60	INV	VOLUNTEER VEHICLE REIMBURSEMENT	39.60
57888	JOHN WETHERALL 4B DALKEITH ROAD	07/08/2012	-425.00	INV	4B DALKEITH RD - CROSSOVER SUBSIDY	425.00





# CITY OF NEDLANDS

## All Payments 1/08/2012 to 31/08/2012

Database: LIVE

Page: 2

Chq/Ref	Pavee	Date	Amount	Tran	Description	Amount
57889	JAMES KORNWEIBEL 74 MONASH AVENUE	07/08/2012	-425.00	INV	74 MONASH AVENUE - CROSSOVER SUBSIDY	425.00
57890	BAY ROAD PANTRY	08/08/2012	-729.25	INV	TENNIS BOOKINGS UP TO 05/07/12	729.25
57891	JUDITH BROWN	08/08/2012	-1,504.00	INV	TERM 3 TUTOR FEES 2012	1,504.00
57892	BURGESS RAWSON	08/08/2012	-1,405.00	INV	VALUATION FEE 108 SMYTH RD	1,405.00
57893	CITY OF NEDLANDS PETTY CASH	08/08/2012	-897.05	INV	RECOUP PETTY CASH W/E 3/8/12 NCC	353.45
				INV	RECOUP PETTY CASH W/E 3/8/12 NED LIB	372.15
				INV	RECOUP PETTY CASH W/E 10/8/12 ADMIN	171.45
57894	DEPT OF TRANSPORT	08/08/2012	-888.00	INV	VEHICLE OWNERSHIP SEARCH	888.00
57895	ALISA EVANS	08/08/2012	-752.00	INV	TERM 3 TUTOR FEES PILATES	752.00
57896	FRIENDS OF SHENTON BUSHLAND INC	08/08/2012	-350.00	INV	ADMIN ASSISTANCE	350.00
57897	BARRY MCGUIRE	08/08/2012	-220.00	INV	CULTURAL CONSULTATION - WHADJUK TRAILS	220.00
57898	PARKER BLACK & FORREST PTY LTD	08/08/2012	-211.20	INV	TOILET BOLT @ PUBLIC FORESHORE	211.20
57899	E POGSON	08/08/2012	-734.75	INV	HOLLYWOOD COURTS COMMISSION 5/6-28/6/12	734.75
57900	SANNYS ORIGAMI	08/08/2012	-94.00	INV	ORIGAMI TUTOR FEES SCH HOL WK 2	94.00
57901	SPORTS TURF TECHNOLOGY P/L	08/08/2012	-2,200.00	INV	NUTRIENT/PESTICIDE TESTING	2,200.00
57902	SYNERGY	08/08/2012	-3,147.05	INV	ELECTRICITY 16/5-16/7/12	1,916.65
				INV	ELECTRICITY 16/5-16/7/12	375.75
				INV	ELECTRICITY 18/5-16/7/12 STRICKLAND ST	140.00
				INV	ELECTRICITY 16/5-16/7/12 CLEMENT ST	236.55
				INV	ELECTRICITY 20/5-16/7/12 MTC CHANGING ROOMS	120.45
				INV	ELECTRICITY 22/6-19/7/12 FORESHORE	357.65
57903	TOWN OF CLAREMONT	08/08/2012	-1,656.02	INV	NATIONAL YOUTH WEEK CORRECTION 2012	1,656.02
57904	CITY OF NEDLANDS PETTY CASH	08/08/2012	-119.10	INV	RECOUP PETTY CASH W/E 10/8/12 PROCC	119.10
57905	A M O'CONNOR	14/08/2012	-1,590.99	RFND	OVERPAYMENT REFUND	1,590.99
57906	B A TARANTO	14/08/2012	-668.96	RFND	OVERPAYMENT REFUND	668.96
57907	S & S NADKARNI	14/08/2012	-2,952.10	RFND	OVERPAYMENT REFUND	2,952.10
57908	JAMES CHONG & CO PTY LTD TRUST ACCO	14/08/2012	-30.00	RFND	OVERPAYMENT REFUND	30.00
57909	CHILDSCAPES PO BOX 774	14/08/2012	-269.50	INV	QIP TRAINING	269.50



# CITY OF NEDLANDS

## All Payments 1/08/2012 to 31/08/2012

Database: LIVE

Page: 3

Chq/Ref	Pavee	Date	Amount	Tran	Description	Amount
57910	DIANE & ERIC MICHAELS 98 SMYTH ROAD	14/08/2012	-425.00	INV	CROSSOVER SUBSIDY-98 SMYTH RD	425.00
57911	DON PEARCE 2/41 ORD STREET	14/08/2012	-17.60	INV	REFUND FOR BOOK RETURNED	17.60
57912	MRS BEGLEY 84 CIRCE CIRCLE	14/08/2012	-17.60	INV	REFUND FOR BOOK RETURNED	17.60
57913	EWEN MALCOLM 54 KIRWAN STREET	14/08/2012	-68.64	INV	VOLUNTEER VEHICLE REIMBURSEMENT	68.64
57914	MRS CAROLINE FOSTER 5 LISLE STREET	14/08/2012	-14.30	INV	REFUND FOR BOOK RETURNED	14.30
57915	MS A BAKER 62 HENSMAN STREET	14/08/2012	-68.80	INV	TERM 3 2012 COURSE REFUND	68.80
57916	HANNAH CADLOLO 4 BRAHEA PLACE	14/08/2012	-250.00	INV	2012/13 YOUTH INITIATIVE FUND	250.00
57917	SIAN ELYSE MUNKS 89 ROSEDALE STREET	14/08/2012	-250.00	INV	2012/13 YOUTH INITIATIVE FUND	250.00
57918	CITY OF NEDLANDS	15/08/2012	-26,900.98	INV	2012/13 CON BIN CHARGES	26,900.98
57919	CITY OF NEDLANDS PETTY CASH	15/08/2012	-519.80	INV	RECOUP PETTY CASH W/E 17/8/12 NCC	356.00
				INV	RECOUP PETTY CASH W/E 17/8/12 ADMIN	163.80
57920	SLADANA KNEZEVIC	15/08/2012	-752.00	INV	EASY CRAFTS TERM 3 TUTOR FEES	752.00
57921	JODY PEARL LANGE	15/08/2012	-1,128.00	INV	LEARN TO SEW TERM 3 TUTOR FEES	1,128.00
57922	SYNERGY	15/08/2012	-4,602.15	INV	ELECTRICITY 28/4-27/5/12	1,353.00
				INV	ELECTRICITY 17/5-16/7/12 STUBBS	30.95
				INV	ELECTRICITY 17/5-16/7/12 MTC CHANGE ROOMS	23.45
				INV	ELECTRICITY 17/5-14/7/12	33.75
				INV	ELECTRICITY 28/5-27/7/12	2,814.35
				INV	ELECTRICITY 17/5-16/7/12 GRAHAM RESERVE	100.00
				INV	ELECTRICITY 20/5-16/7/12 MTC OVAL	65.30
				INV	ELECTRICITY 8/2-14/6/12 NED ESPLANADE	181.35
57923	TELSTRA CORPORATION LTD	15/08/2012	-1,734.20	INV	NED LIBRARY DATA CHARGES	59.95
				INV	JULY 2012 MOBILE PHONE CHARGES	1,674.25
57924	WATER CORPORATION	15/08/2012	-88.80	INV	ROAD/FOOTPATH REINSTATEMENT	88.80
57925	CLAUDIA WHITE	15/08/2012	-832.00	INV	WATERCOLOUR BASICS TERM 3 TUTOR FEES	832.00
57926	J A BRYANT	16/08/2012	-592.27	RFND	OVERPAYMENT REFUND	592.27
57927	CITY OF NEDLANDS PETTY CASH	23/08/2012	-799.95	INV	RECOUP PETTY CASH W/E 17/8/12 TRESILLIAN	246.75
				INV	RECOUP PETTY CASH W/E 17/8/12 NCC	382.40
				INV	RECOUP PETTY CASH W/E 24/8/12 ADMIN	170.80



# CITY OF NEDLANDS

## All Payments 1/08/2012 to 31/08/2012

Database: LIVE

Page: 4

<u>Chq/Ref</u>	<u>Pavee</u>	<u>Date</u>	<u>Amount</u>	<u>Tran</u>	<u>Description</u>	<u>Amount</u>
57928	IINET LTD	23/08/2012	-621.19	INV	COMPUTER NETWORK FEES 2012/13	481.29
				INV	JULY/AUG DATA FEES	69.95
				INV	JULY/AUG DATA FEES	69.95
57929	J R STEWART	23/08/2012	-117.00	INV	TENNIS COURT BOOKINGS DEC 2011	117.00
57930	SYNERGY	23/08/2012	-2,361.20	INV	ELECTRICITY 16/6-10/8/12 MELVISTA	214.00
				INV	ELECTRICITY 14/6-9/8/12 CARROLL ST	22.25
				INV	ELECTRICITY 15/6-13/8/12 ESPLANADE	579.10
				INV	ELECTRICITY 14/6-13/8/12 ESPLANADE	189.55
				INV	ELECTRICITY 15/6-13/8/12 BIRDWOOD PDE	328.20
				INV	ELECTRICITY 15/6-13/8/12 MELVISTA AVE	701.15
				INV	ELECTRICITY 14/6-13/8/12 ESPLANADE	57.40
				INV	ELECTRICITY 15/6-9/8/12 GRANBY CRES	21.85
				INV	ELECTRICITY 14/6-9/8/12 STIRLING HWY	176.40
				INV	ELECTRICITY 14/6-9/8/12 BEATRICE RD	25.80
				INV	ELECTRICITY 13/6-8/8/12 SMYTH RD	22.25
				INV	ELECTRICITY 15/6-9/8/12 BISHOP RD	23.25
57931	WACKER NEUSON PTY LTD	23/08/2012	-20,830.00	INV	RD12A-90 DOUBLE DRUM ROLLER	20,830.00
57932	WATER CORPORATION	23/08/2012	-4,134.40	INV	WATER USE CHGS 9/2/10-9/8/12	2.85
				INV	WATER USE CHGS 9/2-9/8/12	1.70
				INV	WATER USE CHGS 8/8/11-9/8/12	1.70
				INV	WATER USE CHGS 9/2/09-6/8/09	1.00
				INV	WATER USE CHGS 9/2-9/8/12	18.95
				INV	WATER USE CHGS 14/2/11-5/8/11	1.45
				INV	WATER USAGE 7/2-7/8/12	1.70
				INV	WATER USAGE 10/2-9/8/12	212.05
				INV	WATER USAGE 10/2-9/8/12	1,327.70
				INV	WATER USAGE 10/2-9/8/12	234.45
				INV	WATER USAGE 10/2-9/8/12	191.35
				INV	WATER USAGE 10/2-9/8/12	70.70
				INV	WATER USAGE 10/2-9/8/12	8.60
				INV	WATER USAGE 10/2-9/8/12	218.95
				INV	WATER USAGE 10/2-9/8/12	415.50
				INV	WATER USAGE 10/2-9/8/12	1,425.75



# CITY OF NEDLANDS

## All Payments 1/08/2012 to 31/08/2012

Database: LIVE

Page: 5

<u>Chq/Ref</u>	<u>Pavee</u>	<u>Date</u>	<u>Amount</u>	<u>Tran</u>	<u>Description</u>	<u>Amount</u>
57933	THE BENEDICTINE COMMUNITY OF NEW NO	23/08/2012	-154.00	INV	TWO GUESTS ATTENDING DAY LECTURE	154.00
57934	HELEN VAN HOOFT 5 FLOWER ROW	23/08/2012	-171.60	INV	VOLUNTEER VEHICLE REIMBURSEMENT	171.60
57935	CLARE NINA NORELLI 34 CAMELIA STREE	23/08/2012	-170.00			
57936	MS TANIA LERCH 148 DALKEITH ROAD	23/08/2012	-28.00			
57937	TINEKE VAN DER EECKEN 6 CARR STREET	23/08/2012	-253.00			
57938	MULTIPLE SCLEROSIS SOCIETY OF WESTE	23/08/2012	-1,511.97			
57939	FORM 357 MURRAY STREET	23/08/2012	-75.00			
57940	MS S OATES 8 GRANGE STREET	23/08/2012	-86.00			
57941	DEB FITZPATRICK 15 BAILEY STREET	23/08/2012	-600.00			
57942	GABRIEL EVANS PO BOX 490	23/08/2012	-700.00			
57943	IINET LTD	23/08/2012	-69.95	INV	NCC COMPUTER NETWORK FEES	69.95
57944	CLARE NINA NORELLI 34 CAMELIA STREE	24/08/2012	-170.00	INV	20/7/12 CHILDRENS PERFORMANCE	170.00
57945	MS TANIA LERCH 148 DALKEITH ROAD	24/08/2012	-28.00	INV	REFUND-BOOK LOST/FOUND	28.00
57946	TINEKE VAN DER EECKEN 6 CARR STREET	24/08/2012	-253.00	INV	CAFE D'AFRIQUE PUBLIC READING	253.00
57947	MULTIPLE SCLEROSIS SOCIETY OF WA PO	24/08/2012	-1,511.97	INV	2011/12 CREDIT BROUGHT FORWARD	1,511.97
57948	FORM 357 MURRAY STREET	24/08/2012	-75.00	INV	MEMBERSHIP FEE	75.00
57949	MS S OATES 8 GRANGE STREET	24/08/2012	-86.00	INV	IPAD CLASS WITHDRAWAL	86.00
57950	DEB FITZPATRICK 15 BAILEY STREET	24/08/2012	-600.00	INV	CHILDREN'S BOOK WK PRESENTATION	600.00
57951	GABRIEL EVANS PO BOX 490	24/08/2012	-700.00	INV	ART WORKSHOPS-BOOK WEEK 2012	700.00
57952	UNIVERSITY ASIAN RESTAURANT SHOP 7	24/08/2012	-291.00	INV	FOOD FOR COUNCIL MEETING 28/8/12	291.00
57954	AUST INSTITUTE OF BUILDING SURVEYOR	30/08/2012	-120.00	INV	8/12/11 LIFE ON FRONT COUNTER	120.00
57955	CHILD SUPPORT REGISTRAR	30/08/2012	-878.60	INV	PAYROLL DEDUCTION	439.30
				INV	PAYROLL DEDUCTION	439.30
57956	CITY OF NEDLANDS PETTY CASH	30/08/2012	-806.15	INV	RECOUP PETTY CASH W/E 24/8/12 WAA	196.70



# CITY OF NEDLANDS

## All Payments 1/08/2012 to 31/08/2012

Database: LIVE

Page: 6

Chq/Ref	Pavee	Date	Amount	Tran	Description	Amount
				INV	RECOUP PETTY CASH W/E 24/8/12 ADMIN	270.95
				INV	RECOUP PETTY CASH 28/8/12 NCC	338.50
57957	CITY OF NEDLANDS SOCIAL CLUB	30/08/2012	-382.00	INV	PAYROLL DEDUCTION	186.00
				INV	PAYROLL DEDUCTION	196.00
57958	COVS PARTS PTY LTD	30/08/2012	-242.48	INV	GM OIL FILTERS 93185674	242.48
57959	DEPT OF LAND INFORMATION	30/08/2012	-970.47	INV	12/13 SLIP 30/6-15/3/13	543.67
				INV	JOB#2322/11-12-RACHELLE HANNAH	426.80
57960	COUNCILLOR B G HODSDON	30/08/2012	-737.49	INV	COUNCILLORS ALLOWANCE SEP 2012	737.49
57961	MRS B L HUNT	30/08/2012	-1,248.00	INV	TERM 3 TUTOR FEES 2012	1,248.00
57962	SHIRE OF PEPPERMINT GROVE	30/08/2012	-200.00	INV	NATIONAL YOUTH WEEK	200.00
57963	J R STEWART	30/08/2012	-330.62	INV	TENNIS COURT BOOKINGS JULY 2012	180.62
				INV	TENNIS COURT BOOKINGS JUNE 2012	150.00
57964	SYNERGY	30/08/2012	-39.05	INV	ELECTRICITY 12/6-7/8/12 15 HAMPDEN RD	39.05
57965	TELSTRA CORPORATION LTD	30/08/2012	-34,705.09	INV	PHONE CHARGES-13/7, SVCE TO 13/8/12	3,231.28
				INV	12/13 MONTHLY INTERNET DATA	21,553.98
				INV	12/13 MONTHLY INTERNET DATA	9,919.83
57966	WACKER NEUSON PTY LTD	30/08/2012	-2,833.00	INV	ADJ-UNDERPAID ORIGINAL INV	2,833.00
57967	WARWICK SEWING CENTRE	30/08/2012	-186.95	INV	SERVICE/REPAIR SEWING MACHINES	186.95
57968	WATER CORPORATION	30/08/2012	-1,898.35	INV	WATER USAGE 10/2-13/8/12 NARDINA RSVE	332.75
				INV	ANNUAL SVCE CHG 1/7-30/6/13	1,565.60
57969	WALGS PLAN	31/08/2012	-102,807.12	INV	50 - 50-13-4-5-50	38,303.25
				INV	51 - 51-13-4-5-51	62,833.44
				INV	50 - 50-13-99-4-5-50	1,539.50
				INV	51 - 51-13-99-4-5-51	130.93
57970	LOCAL SUPER DIVISION OF STATEWIDE S	31/08/2012	-1,951.06	INV	69 - 69-13-4-5-69	1,951.06
57971	PBTL-LIFETIME SUPERANNUATION FUND	31/08/2012	-191.97	INV	62 - 62-13-4-5-62	191.97
57972	RETAIL EMPLOYEES SUPERANNUATION FUN	31/08/2012	-407.08	INV	63 - 63-13-4-5-63	407.08
57973	MLC NOMINEES PTY LIMITED	31/08/2012	-552.49	INV	65 - 65-13-4-5-65	552.49



# CITY OF NEDLANDS

## All Payments 1/08/2012 to 31/08/2012

Database: LIVE

Page: 7

Chq/Ref	Pavee	Date	Amount	Tran	Description	Amount
57974	MTAA SUPERANNUATION FUND	31/08/2012	-295.71	INV 66	- 66-13-4-5-66	295.71
57975	UNISUPER LIMITED	31/08/2012	-621.67	INV 67	- 67-13-4-5-67	465.10
				INV 76	- 76-13-4-5-76	156.57
57976	AUSTRALIAN SUPER - WESTSCHEME DIVIS	31/08/2012	-636.32			
57977	SUNSUPER SUPERANNUATION FUND	31/08/2012	-243.46	INV 70	- 70-13-4-5-70	243.46
57978	AMP FLEXIBLE LIFETIME SUPER	31/08/2012	-125.10	INV 74	- 74-13-4-5-74	125.10
57979	BT SUPER FOR LIFE	31/08/2012	-151.76	INV 75	- 75-13-4-5-75	151.76
57980	HOST PLUS SUPERANNUATION FUND	31/08/2012	-443.76	INV 77	- 77-13-4-5-77	443.76
57981	HESTA SUPER FUND	31/08/2012	-335.08	INV 78	- 78-13-4-5-78	335.08
57982	AUSTRALIAN SUPER - WESTSCHEME DIVIS	31/08/2012	-636.32	INV 68	- 68-13-4-5-68	636.32
<b>Total CHEQUE</b>			<b>-\$396,556.62</b>			

### EFT

PY01-04	NAB - MUNICIPAL ACCOUNT	14/08/2012	-247,081.88			
PY01-05	NAB - MUNICIPAL ACCOUNT	28/08/2012	-302,054.70			
PY99-05	NAB - MUNICIPAL ACCOUNT	28/08/2012	-12,268.37			
554	EFT TRANSFER: - 03/08/2012	03/08/2012	-457,533.42	<b>554.10024</b>	<b>Lawn Doctor</b>	
				INV	LAWNMOWING JUNE 2012	4,199.93
				<b>554.10859</b>	<b>CSP Industries Pty Ltd</b>	
				INV	VARIOUS TREE WEDGES	138.80
				<b>554.11296</b>	<b>Budget Rent a Car</b>	
				INV	EXTENSION OF RENTAL	693.00
				<b>554.11588</b>	<b>WA Rangers Association</b>	
				INV	2012 CONFERENCE	1,610.00
				<b>554.12017</b>	<b>TURF GRASS ASSOC OF AUST (WA) INC</b>	
				INV	NEMATODE MNGMNT SYMPOSIUM	198.00
				<b>554.12079</b>	<b>COMPLETE PEST MANAGEMENT SERVICES</b>	
				INV	PEST INSPECTION FOR PLAYGROUP	181.50
				INV	PEST INSPECTION FOR PLAYGROUP	181.50
				INV	PEST INSPECTIONS	181.50
				<b>554.12232</b>	<b>Dymocks Claremont</b>	
				INV	LOCAL STOCK NED LIB	42.32



# CITY OF NEDLANDS

## All Payments 1/08/2012 to 31/08/2012

Database: LIVE

Page: 8

<u>Chq/Ref</u>	<u>Pavee</u>	<u>Date</u>	<u>Amount</u>	<u>Tran</u>	<u>Description</u>	<u>Amount</u>
				554.12278	<b>Classic Tree Services</b>	
				INV	TOWER FOR LV VERGE GARDEN	682.00
				554.12317	<b>TECHSAND PTY LTD</b>	
				INV	REINSTATE FOOTPATH 15 LANTANA AVE	660.00
				INV	RECONSTRUCT GORDON ST FOOTPATH	5,506.02
				554.12487	<b>Swan Lock Services Pty Ltd</b>	
				INV	VARIOUS PADLOCKS	1,635.30
				554.12497	<b>Steamwand International Pty Ltd</b>	
				INV	WEED CONTROL 18/6/12	6,267.80
				554.12532	<b>TOTAL EDEN PTY LTD</b>	
				INV	IRRIGATION SPARES VAR LOCATIONS	3,735.80
				INV	IRRIGATION SPARES VAR LOCATIONS	2,153.79
				554.12735	<b>COMFORT KEEPERS</b>	
				INV	DOMESTIC PETROL SURCHARGE	286.05
				554.12765	<b>PERTHWASTE PTY LTD</b>	
				INV	WASTE REMOVAL SVCES PRE PAY AUG 2012	90,100.00
				554.12777	<b>PERTH IRRIGATION CENTRE</b>	
				INV	RETICULATION CONTROLLER	521.20
				INV	SIGNAL SDS CONTROLLER	981.75
				INV	RETICULATION CONTROLLER	521.20
				554.12914	<b>The Worm Shed</b>	
				INV	WORM FARM FOR 12 LOFTUS ST	207.00
				554.12929	<b>EMERSON NETWORK POWER AUST P/L</b>	
				INV	PREVENTATIVE AIR MAINTENANCE	422.40
				554.13015	<b>Austral Mercantile Collections Pty Ltd</b>	
				INV	DEBT COLLECTING FEES	1,285.14
				554.13031	<b>ECHELON AUSTRALIA PTY LTD</b>	
				INV	RISK MNGMNT 2012	3,861.00
				554.13079	<b>Harvey Norman Electrics - Osbourne Park</b>	
				INV	DRC / NCC FURNITURE	14,300.00
				INV	WHITE GOODS, DRC & NCC FURNITURE	6,697.00
				554.13123	<b>TOLL PRIORITY</b>	
				INV	MAIL PICK UP & DELIVERY	335.92
				554.13384	<b>Harvey Fresh</b>	
				INV	MILK SUPPLY	69.39
				554.13412	<b>QUICK CORPORATE AUSTRALIA</b>	
				INV	STATIONERY NEDLANDS DEPOT	235.91
				554.13693	<b>Elan Media Partners Pty Ltd</b>	



# CITY OF NEDLANDS

## All Payments 1/08/2012 to 31/08/2012

Database: LIVE

Page: 9

<u>Chq/Ref</u>	<u>Payee</u>	<u>Date</u>	<u>Amount</u>	<u>Tran</u>	<u>Description</u>	<u>Amount</u>
				INV	WALGA PREFERRED SUPPLY	929.50
<b>554.13755</b>	<b>Analytical Reference Laboratory (WA)</b>			INV	ASBESTOS FRAGMENT ID	60.50
<b>554.13769</b>	<b>EEO Specialists Pty Ltd</b>			INV	MANAGERS/SUPERVISORS WORKSHOP	7,040.00
<b>554.13772</b>	<b>Ms D E Blake</b>			INV	INTERNET REIMBURSEMENT JUNE/JULY 2012	69.95
<b>554.13812</b>	<b>Nicole Borowicz</b>			INV	MOBILE REIMBURSEMENT JULY 2012	60.00
<b>554.13824</b>	<b>ALS Library Services Pty Ltd</b>			INV	FREIGHT CHARGE MISSED OFF INV 8089	5.23
				INV	NEDLANDS LIBRARY LOCAL STOCK	132.38
				INV	NEDLANDS LIBRARY LOCAL STOCK	38.47
<b>554.13842</b>	<b>Tree Amigos Tree Surgeons Pty Ltd</b>			INV	ARB SERVICES 28/3/12	2,698.08
				INV	ARB SERVICES COMP 8/5/12	631.40
				INV	ARB SERVICES BISHOP RD RESERVE	710.33
				INV	ARB SERVICES STUBBS TCE RESERVE	394.63
				INV	ARB SERVICES 18 DUBEA GARDENS	903.27
				INV	ARB SERVICES BESIDE DEPOT	1,385.01
				INV	ARB SERVICES JOYCE ST, DALKEITH	631.40
				INV	ARB SERVICES 167 ALFRED ROAD	410.85
				INV	ARB SERVICES 4 WATKINS PLACE	1,432.20
				INV	ARB SERVICES 170A ALFRED ROAD	236.78
				INV	ARB SERVICES GOVERNMENT RD	3,543.38
				INV	ARB SERVICES BROWN AVENUE	631.40
				INV	ARB SERVICES CITY HOCKEY CLUB	789.25
				INV	ARB SERVICES CON WORKS DEPOT	1,026.03
				INV	ARB SERVICES GERYGONE LANE	932.09
				INV	ARB SERVICES 73 MELVISTA AVE	818.40
<b>554.13863</b>	<b>G M S Security (WA) Pty Ltd</b>			INV	INSTALL SECURITY SYSTEMS	3,261.50
				INV	INSTALL SECURITY SYSTEMS	2,809.50
<b>554.13915</b>	<b>Schmick Steel Work</b>			INV	BUSH TO BEACH DIRECTIONAL SIGNAGE	12,642.43
<b>554.13974</b>	<b>Riders Choice Cycles</b>			INV	VOUCHERS	1,000.00
<b>554.2048</b>	<b>TILLYS HOME HELPERS</b>					





# CITY OF NEDLANDS

## All Payments 1/08/2012 to 31/08/2012

Database: LIVE

Page: 10

<u>Chq/Ref</u>	<u>Pavee</u>	<u>Date</u>	<u>Amount</u>	<u>Tran</u>	<u>Description</u>	<u>Amount</u>
				INV	GARDENING SERVICE HACC	2,604.80
			<b>554.2262</b>		<b>Elliott's Irrigation Pty Ltd</b>	
				INV	PLOUGH 32 CONDUIT/PITS	1,946.98
			<b>554.350</b>		<b>Aust Institute of Management</b>	
				INV	07/10 WORD ADVANCED	290.00
				INV	L SABITZER NEGOTIATION SKILLS	780.00
			<b>554.380</b>		<b>Australian Taxation Office</b>	
				INV	Payroll Deduction	67,149.52
			<b>554.400</b>		<b>Australian Services Union</b>	
				INV	Payroll Deduction	127.90
				INV	Payroll Deduction	147.60
				INV	Payroll Deduction	138.50
			<b>554.4150</b>		<b>LO-GO Appointments</b>	
				INV	CASUAL STAFF M ROACH 16/7-20/7/12	1,892.00
				INV	CASUAL STAFF M ROACH	1,892.00
			<b>554.5580</b>		<b>PIRTEK (MALAGA) PTY LTD</b>	
				INV	FUEL HOSES 3M ROLLS	101.72
			<b>554.6600</b>		<b>St John Ambulance Australia</b>	
				INV	ANDREW DICKSON FIRST AID REFRESH	160.00
			<b>554.6820</b>		<b>Swanbourne Veterinary Centre</b>	
				INV	POUND FEES 11/6-3/7/12	550.00
			<b>554.741</b>		<b>Boyan Electrical Services</b>	
				INV	REPLACE LAMP ON GAZEBO	93.50
				INV	REPLACE 2 FAULTY BOLLARD LIGHTS	275.00
				INV	ROSE GARDENS CALL OUT FEE	88.00
				INV	WARATAH AVE-REPLACED 2 LAMPS	1,023.00
			<b>554.7675</b>		<b>Landgate - GRV</b>	
				INV	LAND ENQUIRIES JUNE 2012	84.60
			<b>554.7990</b>		<b>WA TREASURY CORPORATION</b>	
				INV	#180 AUGUST 2012 LOAN REPAYMENT	183,065.83
			<b>554.8180</b>		<b>City Toyota</b>	
				INV	RHS LAMP CLUSTER HIACE VAN	113.97
				INV	LAMP ASSEMBLY	165.00
				INV	FRONT BRAKE DISC NCC TOYOTA	93.80
			<b>554.8242</b>		<b>West Metro Regional Council</b>	
				INV	WASTE DISPOSAL 2012/13	361.03
				INV	WASTE DISPOSAL 2012/13	628.83
			<b>554.860</b>		<b>Bunnings Group Limited</b>	



# CITY OF NEDLANDS

## All Payments 1/08/2012 to 31/08/2012

Database: LIVE

Page: 11

<u>Chq/Ref</u>	<u>Pavee</u>	<u>Date</u>	<u>Amount</u>	<u>Tran</u>	<u>Description</u>	<u>Amount</u>
				INV	POWER POINT	36.10
				INV	VARIOUS BUILDING SUPPLIES	78.25
				INV	VARIOUS BUILDING SUPPLIES	37.00
				INV	VARIOUS BUILDING SUPPLIES	58.31
			<b>554.9801</b>		<b>Australia Wide Taxation</b>	
				INV	PAT GREEN SEMINAR	435.00
555	EFT TRANSFER: - 10/08/2012	09/08/2012	-411,304.97	<b>555.10210</b>	<b>EDUCATIONAL EXPERIENCE PTY LTD</b>	
				INV	PLAYGROUND EQUIPMENT	971.63
				<b>555.10248</b>	<b>MIRACLE RECREATION EQUIPMENT</b>	
				INV	P01755 INSTALL PEDESTAL PICNIC	2,119.70
				<b>555.11151</b>	<b>Mad Print</b>	
				INV	8,500 RESIDENTIAL WASTE BROCHURES	738.65
				<b>555.11559</b>	<b>Icon Septech Pty Ltd</b>	
				INV	VARIOUS ITEMS	4,698.45
				INV	VARIOUS ITEMS	2,643.26
				<b>555.11588</b>	<b>WA Rangers Association</b>	
				INV	RANGER ASSOCIATION MEMBERSHIP	50.00
				<b>555.11666</b>	<b>WACOSS</b>	
				INV	FOUNDATIONS IN FACILITATION R FORREST	176.00
				<b>555.11701</b>	<b>MUCHEA TREE FARM</b>	
				INV	PLANT STOCK	305.40
				<b>555.11732</b>	<b>Local Govt Managers Australia</b>	
				INV	2012-2013 LGMA MEMBERSHIP	1,680.00
				INV	LGMA MEMBERSHIP 2012-2013	440.00
				<b>555.11781</b>	<b>Dept of Premier &amp; Cabinet</b>	
				INV	GAZETTE ADVERTISING 3/7/12	53.40
				<b>555.11804</b>	<b>West Australian Local Government Assoc</b>	
				INV	RESIDENTIAL WASTE SERVICES	582.42
				INV	PROFESSIONALLY SPEAKING	495.00
				INV	CRUICKSHANK CONSULTATION SESSIONS	301.03
				INV	HOSPITAL DRAFT OLD SWANBOURNE	348.35
				<b>555.12038</b>	<b>WA ENERGY CONSULTANTS PTY LTD</b>	
				INV	SUB METER READINGS MAY-JULY 2012	108.90
				<b>555.12333</b>	<b>City Rubber Stamps &amp; Trophies</b>	
				INV	STAMP CORPORATE STRATEGY & SYSTEMS	51.00
				<b>555.12406</b>	<b>J &amp; M PAULIK &amp; SONS</b>	
				INV	H BILLINGTON FLOWERS	95.00
				<b>555.12427</b>	<b>ROD HAWKER</b>	



# CITY OF NEDLANDS

## All Payments 1/08/2012 to 31/08/2012

Database: LIVE

Page: 12

<u>Chq/Ref</u>	<u>Pavee</u>	<u>Date</u>	<u>Amount</u>	<u>Tran</u>	<u>Description</u>	<u>Amount</u>
				INV	VOLUNTEER VEHICLE REIMBURSEMENT	66.33
				555.12532	<b>TOTAL EDEN PTY LTD</b>	
				INV	IRRIGATION PARTS @ ASQUITH PARK	682.44
				555.12609	<b>A Siegrsist</b>	
				INV	TERM 3 TUTOR FEES 2012	3,088.00
				555.12735	<b>COMFORT KEEPERS</b>	
				INV	HACC DOMESIC ASSISTANCE	791.03
				555.12743	<b>Active Transport &amp; Tilt Tray Svces</b>	
				INV	TRANSPORT TRACTOR-DEPOT TO W/SHOP	154.00
				555.12760	<b>DCW ENTERPRISES PTY LTD</b>	
				INV	2440X1220X9MM MARINE PLYWOOD	231.00
				555.12769	<b>SAFETY ZONE AUSTRALIA PTY LTD</b>	
				INV	4 SEASONS SHELL JACKET	75.35
				555.1280	<b>Chubb Fire &amp; Security Pty Ltd</b>	
				INV	FIRE EQUIPMENT / SERVICES DALKEITH HALL	299.31
				INV	FIRE EQUIPMENT / SERVICES DEPOT	2,878.70
				INV	FIRE EQUIPMENT / SERVICES TOY LIBRARY	263.67
				INV	FIRE EQUIPMENT / SERVICES MTC PRESCHOOL	276.32
				INV	FIRE EQUIPMENT / SERVICES MTC LIBRARY	449.02
				INV	FIRE EQUIPMENT / SERVICES ROSE GARDEN	173.14
				INV	FIRE EQUIPMENT / SERVICES JLECKIE PAV	350.24
				INV	FIRE EQUIPMENT / SERVICES COLLEGE PARK	518.76
				INV	FIRE EQUIPMENT / SERVICES HACKET PLAY	100.98
				INV	FIRE EQUIPMENT / SERVICES DRABBLE HOUSE	135.63
				INV	FIRE EQUIPMENT / SERVICES NED LIBRARY	525.69
				INV	FIRE EQUIPMENT / SERVICES WOOD STREET	89.54
				INV	FIRE EQUIPMENT / SERVICES TRESILLIAN	657.69
				INV	FIRE EQUIPMENT / SERVICES ALLEN PK PAV	109.78
				INV	FIRE EQUIPMENT / SERVICES NCC	191.07
				INV	FIRE EQUIPMENT / SERVICES PROCC	100.98
				INV	FIRE EQUIPMENT / SERVICES ADMIN	567.82
				555.12831	<b>Patricia E Panayotou</b>	
				INV	MINOR EQUIPMENT REIMBURSEMENT	277.92
				555.12944	<b>Reliance Petroleum</b>	
				INV	BULK CASTROL RX OIL	4,918.10
				INV	BULK BP DIESEL FUEL	19,102.34
				555.12981	<b>COUNTRY KITCHEN CATERING</b>	
				INV	CATERING FOR COUNCILLORS WORKSHOP	220.00



# CITY OF NEDLANDS

## All Payments 1/08/2012 to 31/08/2012

Database: LIVE

Page: 13

<u>Chq/Ref</u>	<u>Pavee</u>	<u>Date</u>	<u>Amount</u>	<u>Tran</u>	<u>Description</u>	<u>Amount</u>
				INV	CATERING FOR COUNCILLORS WORKSHOP	260.00
				INV	CATERING FOR COUNCILLORS MEETING	740.00
				INV	CATERING FOR COUNCILLORS MEETING 10/7/12	740.00
				INV	CATERING FOR COUNCILLORS MEETING 24/7/12	740.00
				<b>555.13010</b>	<b>Quick Colourprint</b>	
				INV	BUSINESS CARDS / NAME BADGE	371.95
				INV	NAME BADGES	441.70
				<b>555.13069</b>	<b>LGIS PROPERTY</b>	
				INV	LGIS PROPERTY INSURANCE	58,636.40
				<b>555.13076</b>	<b>Western Power Corporation</b>	
				INV	BLACK SPOT PROJECT	1,500.00
				<b>555.13093</b>	<b>D &amp; T ASPHALT PTY LTD</b>	
				INV	ASPHALT REPAIRS TO SIDE ENTRY	1,709.40
				<b>555.13139</b>	<b>3 MONKEYS AUDIO VISUAL</b>	
				INV	NEDLANDS LIB CABLING SYSTEM	4,031.95
				INV	NEDLANDS LIB AUDIOVISUAL	11,247.89
				<b>555.13235</b>	<b>Melanie J Cathie</b>	
				INV	CRUICKSHANK PROJECT MANAGEMENT MAY/JUNE 2012	4,400.00
				<b>555.13263</b>	<b>BLJ Australia</b>	
				INV	REVIEW OF ELECTRICITY COSTS	638.00
				INV	REVIEW ELECTRICITY COSTS	2,368.30
				<b>555.13274</b>	<b>SYRINX ENVIRONMENTAL PTY LTD</b>	
				INV	ENVIRONMENTAL ADVICE	2,952.40
				<b>555.13278</b>	<b>LANDFILL GAS AND POWER PTY LTD</b>	
				INV	ELECTRICITY 1/5-1/6/12 DEPOT	1,228.36
				INV	ELECTRICITY 1/6-1/7/12 DEPOT	1,341.13
				INV	ELECTRICITY 1/6-1/7/12 ADMIN	3,481.06
				<b>555.13289</b>	<b>Graffiti Systems Australia</b>	
				INV	GRAFFITI REMOVAL JUNE 2012	592.13
				<b>555.13316</b>	<b>SAFETY WORLD</b>	
				INV	ANDREW DRANES WORK PPE	570.25
				INV	JAMES PASCOE WORK PPE	616.89
				<b>555.13381</b>	<b>Carrington's Traffic Services</b>	
				INV	WAROONGA RD TRAFFIC MGMT	1,661.01
				INV	KITCHENER AVE TRAFFIC MGMT	1,892.01
				<b>555.13384</b>	<b>Harvey Fresh</b>	
				INV	MILK SUPPLY	92.52



# CITY OF NEDLANDS

## All Payments 1/08/2012 to 31/08/2012

Database: LIVE

Page: 14

<u>Chq/Ref</u>	<u>Pavee</u>	<u>Date</u>	<u>Amount</u>	<u>Tran</u>	<u>Description</u>	<u>Amount</u>
				555.13412	<b>QUICK CORPORATE AUSTRALIA</b>	
				INV	MONITOR ARM MA220MB	433.17
				INV	AMENITIES	40.59
				INV	NEDLANDS DEPOT STATIONERY	489.78
				INV	AMENITIES	489.75
				555.13428	<b>Lock Stock &amp; Farrell Locksmith Pty Ltd</b>	
				INV	NEW KEY SYSTEM JOHN LECKIE	2,547.27
				INV	MTC CHANGE ROOMS KEY	87.00
				555.13480	<b>DU Electrical Pty Ltd</b>	
				INV	SUPPLY/INSTALL 15.0KW SWITCHBOARD	11,077.00
				555.13540	<b>Mrs G R Poezyn</b>	
				INV	INTERNET REIMBURSEMENT AUG-NOV 2012	149.85
				555.13581	<b>Captain Stirling IGA Supermarket</b>	
				INV	COUNCILLOR WORKSHOP CATERING	103.85
				INV	CATERING FOR MORNING TEA	195.11
				555.13735	<b>Information Proficiency</b>	
				INV	20/5-2/6/12 TRIM UPGRADE	1,375.00
				555.13813	<b>Ms J A Heyes</b>	
				INV	MOBILE PHONE JULY 2012	54.57
				INV	MOBILE PHONE MAY & JUNE 2012	77.90
				555.13824	<b>ALS Library Services Pty Ltd</b>	
				INV	NED LIB LOCAL STOCK	51.98
				INV	NED LIBRARY LOCAL STOCK	62.37
				555.13887	<b>Shamrock Tyres</b>	
				INV	BORE WATER STAIN REMOVAL	800.00
				555.13904	<b>Swan River Trust</b>	
				INV	EL12NL01 EMERGENCY WALL REPAIR	24,205.50
				555.13906	<b>Studio Baan Architects Pty Ltd</b>	
				INV	ADDITIONAL CRUICKSHANK WORKSHOP	550.00
				555.13907	<b>M Reilly Pty Ltd</b>	
				INV	JIM BRAY INFLUENZA VACCINATION	28.00
				555.13925	<b>Adrienne-Dione P/L T/A Excel Trophies</b>	
				INV	LASER ENGRAVING	55.00
				555.1720	<b>COMPUTER BADGE EMBROIDERY</b>	
				INV	WA RANGER LOGO	6.05
				555.1900	<b>DALKEITH NEDLANDS BOWLING CLUB</b>	
				INV	PROCC ELECTRICITY 13/4-14/6/12	648.81
				555.2075	<b>Landgate</b>	



# CITY OF NEDLANDS

## All Payments 1/08/2012 to 31/08/2012

Database: LIVE

Page: 15

<u>Chq/Ref</u>	<u>Pavee</u>	<u>Date</u>	<u>Amount</u>	<u>Tran</u>	<u>Description</u>	<u>Amount</u>
				INV	TITLE SEARCHES	543.67
			<b>555.4150</b>		<b>LO-GO Appointments</b>	
				INV	CASUAL STAFF M ROACH	1,892.00
				INV	CASUAL STAFF S MCLOUGHLIN 16/7-20/7/12	1,729.75
				INV	CASUAL STAFF H TIPPLE 16/7-18/7/12	1,037.85
			<b>555.4782</b>		<b>LGIS INSURANCE BROKING</b>	
				INV	LGISWA JOURNEY INJURY INSURANCE	451.00
				INV	LGISWA CONTACT WORKS INSURANCE	965.80
				INV	LGISWA PERSONAL ACCIDENT INSURANCE	1,980.00
				INV	COUNCILLORS/OFFICERS LIABILITY INSURANCE	9,425.98
			<b>555.4783</b>		<b>LGISWA</b>	
				INV	LGIS LIABILITY INSURANCE	80,691.58
				INV	LGISWA CEO INSURANCE	3,740.00
				INV	LGISWA INSURANCE	1,898.37
			<b>555.4788</b>		<b>LGISWA - Workcare</b>	
				INV	LGIS WORKCARE INSURANCE	94,004.71
			<b>555.4945</b>		<b>SHEPPARD'S NEWSROUND</b>	
				INV	NEWSPAPER DELIVERY	86.64
			<b>555.4959</b>		<b>NEDLANDS TYRE SERVICE</b>	
				INV	SPRINGS, BUSHES & U BOLTS	1,392.00
				INV	TYRES	123.50
				INV	TYRES	123.50
			<b>555.5592</b>		<b>PLACER MANAGEMENT GROUP</b>	
				INV	AMANDA CRONIN 23/7-27/7/12	1,839.75
				INV	TIM REYNOLDS 23/7-27/7/12	1,856.25
				INV	MARIANNA LEACH 23/7-27/7/12	2,146.43
			<b>555.6600</b>		<b>St John Ambulance Australia</b>	
				INV	JAMES FIRST AID COURSE	160.00
				INV	CHRIS BATCHEM FIRST AID	199.00
			<b>555.7340</b>		<b>Martins Trailer Parts Pty Ltd</b>	
				INV	BRAKE PLATES	89.10
			<b>555.741</b>		<b>Boyan Electrical Services</b>	
				INV	MTC LIBRARY MAINTENANCE	93.50
				INV	MTC LIBRARY MAINTENANCE	216.70
				INV	WEBSTER LIBRARY ELECTRICAL MTENANCE	181.50
				INV	ALLEN PARK ELECTRICAL MAINTENANCE	621.50
				INV	PROCC ELECTRICAL MAINTENANCE	101.20
				INV	ADMIN CALL OUT FEE	88.00



# CITY OF NEDLANDS

## All Payments 1/08/2012 to 31/08/2012

Database: LIVE

Page: 16

<u>Chq/Ref</u>	<u>Pavee</u>	<u>Date</u>	<u>Amount</u>	<u>Tran</u>	<u>Description</u>	<u>Amount</u>
				<b>555.760</b>	<b>Brealey Plumbing Service</b>	
				INV	NCC PLUMBING	110.00
				INV	MTC CHANGEROOMS PLUMBING	110.00
				<b>555.8010</b>	<b>Corporate Express Australia Ltd</b>	
				INV	STATIONERY	59.27
				INV	ADMIN STATIONERY	46.17
				INV	KITCHEN SUPPLIES	242.65
				INV	KITCHEN/STATIONERY @ DEPOT/RANGERS	671.79
				<b>555.8170</b>	<b>Westcare Industries</b>	
				INV	BINDING COUNCIL MINUTES	269.50
				<b>555.8240</b>	<b>Western Educting Service</b>	
				INV	RUBBISH COLLECTION 2012/13	375.62
				<b>555.8242</b>	<b>West Metro Regional Council</b>	
				INV	WASTE DISPOSAL 2012/13	469.98
				INV	WASTE DISPOSAL 2012/13	1,525.10
				<b>555.860</b>	<b>Bunnings Group Limited</b>	
				INV	TOOLS FOR IRRIGATION TRUCK	594.71
				INV	BUILDING SUPPLIES	54.21
				INV	BUILDING SUPPLIES	17.40
				INV	BUILDING SUPPLIES	6.77
				INV	BUILDING SUPPLIES	44.20
				INV	BUILDING SUPPLIES	39.69
				INV	BUILDING SUPPLIES	25.76
				INV	BUILDING SUPPLIES	27.93
556	EFT TRANSFER: - 10/08/2012	10/08/2012	-126,558.87	<b>556.4782</b>	<b>LGIS INSURANCE BROKING</b>	
				INV	MOTOR VEHICLE INSURANCE	126,558.87
557	EFT TRANSFER: - 13/08/2012	13/08/2012	-105,266.96	<b>557.7990</b>	<b>WA TREASURY CORPORATION</b>	
				INV	#179 AUG 2012 LOAN REPAYMENT	38,406.48
				INV	#181 AUG 2012 LOAN REPAYMENT	66,860.48
558	EFT TRANSFER: - 20/08/2012	17/08/2012	-410,033.52	<b>558.10405</b>	<b>White Eagle Commercial Cleaning</b>	
				INV	CLEANING 1/7-31/7/12	1,882.10
				<b>558.10662</b>	<b>B &amp; J Illustrations</b>	
				INV	TERM 3 TUTOR FEES PAINTING	2,160.00
				<b>558.11173</b>	<b>Ralph Beattie Bosworth</b>	
				INV	CRUICKSHANK ESTIMATE	12,100.00
				<b>558.11284</b>	<b>Australia Post</b>	
				INV	BULK POSTAGE JULY 2012	3,706.11



# CITY OF NEDLANDS

## All Payments 1/08/2012 to 31/08/2012

Database: LIVE

Page: 17

<u>Chq/Ref</u>	<u>Pavee</u>	<u>Date</u>	<u>Amount</u>	<u>Tran</u>	<u>Description</u>	<u>Amount</u>
				INV	BULK POSTAGE JULY 2012	33.99
558.11559					<b>Icon Septech Pty Ltd</b>	
				INV	414W2050 OFFSET LID	3,372.60
				INV	414W2050 OFFSET LID	1,591.90
558.11732					<b>Local Govt Managers Australia</b>	
				INV	LGMA M'SHIP 2012/13	150.00
558.11781					<b>Dept of Premier &amp; Cabinet</b>	
				INV	GOVERNMENT GAZETTE ADVERT	53.40
558.11804					<b>West Australian Local Government Assoc</b>	
				INV	PROCUREMENT CONSULTANCY 2012/13	2,024.00
				INV	LOCAL LAW SUBSCRIPTION	572.00
				INV	ROMAN II MGMT SUBSCRIPTION	7,100.50
				INV	TAX SERVICE SUBSCRIPTION	1,919.50
				INV	WORKPLACE SOLUTIONS SUBSCRIPTION	6,572.50
				INV	KERRY WALKER ASSESS FEES	225.00
				INV	2012/13 ASSOCIATION M'SHIP	18,086.29
558.11944					<b>COMMUNICATIONS AUSTRALIA PTY LTD</b>	
				INV	TELEPHONE MAINT JUL-SEPT 2012	1,474.46
558.12019					<b>Sunny Sign Company Pty Ltd</b>	
				INV	SIGN FOR SKATE PARK	141.76
558.12317					<b>TECHSAND PTY LTD</b>	
				INV	CONCRETE WORK @ GRAINGER RESERVE	10,412.85
558.12346					<b>Ughetta Nolli Dodds</b>	
				INV	TERM 3 TUTOR FEES ITALIAN	1,696.00
558.12362					<b>Vehequip</b>	
				INV	NOKIA C2 MOBILE PHONE	143.00
				INV	HTC1 XL MOBILE PHONE	773.30
558.12406					<b>J &amp; M PAULIK &amp; SONS</b>	
				INV	NATALIE CONGRATULAIONS FLOWERS	100.00
558.12456					<b>WA PROFILING</b>	
				INV	NORTH COTTESLOE HIRE W210 3543 M2	9,623.79
558.12532					<b>TOTAL EDEN PTY LTD</b>	
				INV	IRRIGATION PARTS @ ASQUITH PARK	144.27
558.12546					<b>Greenway Enterprises</b>	
				INV	SP20006 SEASOL SEAWEED EXTRACT	779.79
558.12580					<b>LG NET</b>	
				INV	GRADUATE PLANNER ADVERTISEMENT	132.00
558.12622					<b>Charles Service Company</b>	





# CITY OF NEDLANDS

## All Payments 1/08/2012 to 31/08/2012

Database: LIVE

Page: 18

<u>Chq/Ref</u>	<u>Pavee</u>	<u>Date</u>	<u>Amount</u>	<u>Tran</u>	<u>Description</u>	<u>Amount</u>
				INV	TRESILLIAN CLEANING SERVICES	1,489.28
				INV	JULY CLEANING @ VAR LOCATIONS	10,155.11
				<b>558.12644</b>	<b>Insight CCS</b>	
				INV	CA0126 CONTRACT	274.89
				<b>558.12653</b>	<b>SIFTING SANDS</b>	
				INV	MAINTAIN SAND LEVELS @ VAR LOCATIONS	8,572.74
				<b>558.12677</b>	<b>Wilson Security</b>	
				INV	NEDLANDS LIBRARY MOBILE PATROLS	304.89
				INV	MTC LIBRARY MOBILE PATROLS	196.70
				<b>558.12735</b>	<b>COMFORT KEEPERS</b>	
				INV	DOMESTIC ASSISTANCE HACC	232.83
				INV	DOMESTIC ASSISTANCE HACC	197.44
				<b>558.12743</b>	<b>Active Transport &amp; Tilt Tray Svces</b>	
				INV	TRACTOR TRANSPORT	154.00
				<b>558.12826</b>	<b>Catherine Schilizzi</b>	
				INV	TERM 3 TUTOR FRENCH FEES	7,248.00
				<b>558.12833</b>	<b>MACRI PARTNERS</b>	
				INV	AUDIT OF ROADS RECOVERY	990.00
				<b>558.12960</b>	<b>Atlantic Therapy Services</b>	
				INV	DAY RESPITE CENTRE NCC	497.40
				<b>558.13014</b>	<b>NESPRESSO PROFESSIONAL</b>	
				INV	COFFEE MACHINE CAPSULES	637.98
				<b>558.13016</b>	<b>OPUS INTERNATIONAL CONSULT (PCA) LT</b>	
				INV	ROMAN II - DAMIEN DOUGLAS SVCES	5,948.80
				<b>558.13055</b>	<b>Simon Pental Architect</b>	
				INV	AECOM PROFESSIONAL SERVICES	15,559.50
				<b>558.13178</b>	<b>OCLC (UK) Ltd</b>	
				INV	AMLIB ANNUAL M"TENANCE	8,294.22
				INV	SYNETICS SUBSCRIPTION 2012/13	1,319.37
				<b>558.13238</b>	<b>West Coast Sheds - Greenwood</b>	
				INV	CONCRETE FLOOR SHED	6,200.00
				<b>558.13274</b>	<b>SYRINX ENVIRONMENTAL PTY LTD</b>	
				INV	ENVIRONMENTAL ADVICE	12,476.14
				<b>558.13278</b>	<b>LANDFILL GAS AND POWER PTY LTD</b>	
				INV	ELECTRICITY 1/6-1/7/2012 NED LIB	2,145.31
				<b>558.13283</b>	<b>DATABANK ESCROW SERVICES PTY LTD</b>	
				INV	DATABANK OFFSITE	690.48
				INV	12/13 ESCROW ANNUAL FEE	176.57



# CITY OF NEDLANDS

## All Payments 1/08/2012 to 31/08/2012

Database: LIVE

Page: 19

<u>Chq/Ref</u>	<u>Pavee</u>	<u>Date</u>	<u>Amount</u>	<u>Tran</u>	<u>Description</u>	<u>Amount</u>
			558.13290		<b>Mr V R Senathirajah</b>	
			INV		MOBILE PHONE CHARGES JULY 2012	77.95
			558.13381		<b>Carrington's Traffic Services</b>	
			INV		TRAFFIC CONTROL - GREENWAY MTENANCE	882.62
			INV		KITCHENER AVE TRAFFIC MGMT	872.03
			INV		DOONAN RD/STIRLING HWY TRAFFIC MGMT	3,758.03
			558.13384		<b>Harvey Fresh</b>	
			INV		MILK SUPPLY	92.52
			INV		MILK SUPPLY	92.52
			558.13412		<b>QUICK CORPORATE AUSTRALIA</b>	
			INV		A4 WHITE PAPER	131.67
			INV		VARIOUS AMENITIES	167.30
			558.13420		<b>ELEMENTAURS</b>	
			INV		AUTHOR TALK - THE WATERMAKER	198.00
			558.13568		<b>Digital Mapping Solutions</b>	
			INV		GRAFFITI MNGMENT SUPPORT	16,924.60
			558.13581		<b>Captain Stirling IGA Supermarket</b>	
			INV		AUDIT & RISK W/SHOP CATERING	109.11
			558.13713		<b>Kinetic Health Group Pty Ltd</b>	
			INV		JONATHAN FILIPPONE MEDICAL	156.20
			558.13733		<b>West Coast Spring Water P/L</b>	
			INV		15LTR WATER PROCC	13.50
			558.13735		<b>Information Proficiency</b>	
			INV		8/4-21/4/12 COMPLIANCE WORKFLOW	226.88
			INV		25/3-7/4/12 COMPLIANCE WORKFLOW	605.00
			558.13741		<b>Dave's Landscaping &amp; Brickpaving</b>	
			INV		15 PRIMULA PCE	400.00
			558.13783		<b>Chemsol Australia Pty Ltd</b>	
			INV		20LTR DRUM POWERUP TYRE SHINE	116.00
			558.13799		<b>Mr L O Marsden</b>	
			INV		REIMBURSE TEXT BOOK	71.95
			558.13824		<b>ALS Library Services Pty Ltd</b>	
			INV		LIBRARY LOCAL STOCK	26.39
			INV		NED LIB YOUNG PPL LOCAL STOCK	44.08
			558.13832		<b>Pamela Pik-wan Stephenson</b>	
			INV		JEWELLERY CLASSES TERM 2 2012	658.00
			558.13887		<b>Shamrock Tyres</b>	
			INV		BORE WATER STAIN REMOVAL	704.00



# CITY OF NEDLANDS

## All Payments 1/08/2012 to 31/08/2012

Database: LIVE

Page: 20

<u>Chq/Ref</u>	<u>Pavee</u>	<u>Date</u>	<u>Amount</u>	<u>Tran</u>	<u>Description</u>	<u>Amount</u>
				558.13927	<b>Miss Maud</b>	
				INV	SUSTAINABLE COMMITTEE MEETING	206.90
				558.13934	<b>PETER MICKLESON</b>	
				INV	INTERNET REIMBURSEMENT	50.00
				558.13949	<b>Marketintel</b>	
				INV	EMPLOYEE SURVEY 2012	10,065.00
				558.13970	<b>Site Environmental &amp; Remediation Svces</b>	
				INV	ASBESTOS SURVEY	16,280.00
				558.13988	<b>Mr C O'Shea</b>	
				INV	REIMBURSED TAFE FEES	643.10
				558.3382	<b>INSTITUTE OF PUBLIC ADMINISTRATION</b>	
				INV	CORPORATE M'SHIP 101-500 FTE'S	1,475.00
				558.360	<b>Australia Post</b>	
				INV	COUNTER BPAY/CC TRANS FEES	920.71
				558.380	<b>Australian Taxation Office</b>	
				INV	Payroll Deduction	65,631.82
				558.4150	<b>LO-GO Appointments</b>	
				INV	LABOURER S MCLOUGHLIN	1,709.40
				INV	LABOURER H TIPPLE W/E 28/7/12	1,709.40
				INV	LABOURER H TIPPLE W/E 14/7/12	1,709.40
				INV	LABOURER O REECE	1,017.50
				INV	LABOURER O REECE	1,363.45
				INV	LABOURER O REECE	1,729.75
				558.4500	<b>McLeods Barristers &amp; Solicitors</b>	
				INV	MATTER NO.#29941 DIVIDING FENCE	737.94
				INV	MATTER NO.#31290 129 VIC AVE	2,132.90
				INV	MATTER NO.#31018 121 ROCHDALE RD	4,713.61
				INV	MATTER NO.#14694 WA BRIDGE CLUB	320.00
				INV	MATTER NO: 31967 AMENDMENT #192	148.50
				INV	MATTER:#31585 HOLLYWOOD AGED CARE	448.80
				INV	MATTER:#32071 PARAQUAD ASSOC	1,116.32
				INV	MATTER:#31834 CIRCE CIRCLE	614.24
				INV	MATTER:#31667 PARKING LOCAL LAW	1,508.32
				INV	MATTER:#30410 2 HEYNES ROAD	313.84
				558.4527	<b>MEN OF THE TREES</b>	
				INV	PLANTS AS PER MOTT ORDER	366.50
				INV	ASSORTED PLANTS AS NECESSARY	578.55
				INV	360 GREVILLEA OBSTUSIFOLIA	594.00



# CITY OF NEDLANDS

## All Payments 1/08/2012 to 31/08/2012

Database: LIVE

Page: 21

<u>Chq/Ref</u>	<u>Pavee</u>	<u>Date</u>	<u>Amount</u>	<u>Tran</u>	<u>Description</u>	<u>Amount</u>
				INV	480 PLANT SEEDLINGS	708.10
				INV	FREIGHT FOR PLANT STOCK	80.00
			<b>558.4959</b>		<b>NEDLANDS TYRE SERVICE</b>	
				INV	TYRES	1,392.00
			<b>558.5592</b>		<b>PLACER MANAGEMENT GROUP</b>	
				INV	TIM REYNOLDS 6/8-10/8/12	1,806.75
				INV	MARIANNA LEACH 30/7-3/8/12	2,241.53
				INV	TIM REYNOLDS 30/7-3/8/12	1,757.25
				INV	AMANDA CRONIN 30/7-3/8/12	1,839.75
			<b>558.5716</b>		<b>Professional PC Support</b>	
				INV	SERVICEDesk/KRIS ONSITE 12/13	16,988.82
			<b>558.6600</b>		<b>St John Ambulance Australia</b>	
				INV	NATHAN DEERY FIRST AID	156.00
				INV	STEVE CROSSMAN FIRST AID	156.00
				INV	GAVIN HASSETT FIRST AID	156.00
			<b>558.741</b>		<b>Boyan Electrical Services</b>	
				INV	WARATAH AVE FOYER LAMPS	132.00
				INV	MTC CALL OUT FEE	88.00
				INV	COTTAGE CALL OUT FEE	88.00
				INV	CRUICKSHANK-LOCKED SWITCHBOARD	88.00
				INV	COLLEGE PARK TENNIS COURT LIGHTS	88.00
				INV	LIGHTING @ SWANBOURNE BEACH	983.40
			<b>558.760</b>		<b>Brealey Plumbing Service</b>	
				INV	BROKEN SEWER @ STRICKLAND ST	478.50
				INV	INSTALL DISHWASHER @ NCC	379.50
			<b>558.7675</b>		<b>Landgate - GRV</b>	
				INV	SCHEDULE VALUATIONS	321.09
			<b>558.8110</b>		<b>Wattleup Tractors</b>	
				INV	INJECTION PUMP REPAIRS	476.15
			<b>558.860</b>		<b>Bunnings Group Limited</b>	
				INV	DRC BUILDING SUPPLIES	894.00
				INV	BUILDING SUPPLIES	27.41
				INV	BUILDING SUPPLIES	39.86
				INV	BUILDING SUPPLIES	160.05
			<b>558.9872</b>		<b>Civica Pty Ltd</b>	
				INV	ANNUAL M'TENANCE 12/13 4JS	2,887.50
				INV	12/13 CIVICA AUTHORITY FEE	40,425.00
				INV	QAS/AUTHORITY FEE RENEWAL	2,227.50



# CITY OF NEDLANDS

## All Payments 1/08/2012 to 31/08/2012

Database: LIVE

Page: 22

<u>Chq/Ref</u>	<u>Pavee</u>	<u>Date</u>	<u>Amount</u>	<u>Tran</u>	<u>Description</u>	<u>Amount</u>
				INV	AUTHORITY MANAGED SERVICES	7,931.00
				INV	AUTHORITY MANAGED SERVICES	7,931.00
			<b>558.9960</b>		<b>Ausrecord</b>	
				INV	CUSTOM PRINTED 2D FILES	1,939.30
561	EFT TRANSFER: -	30/08/2012	-329,286.14	<b>561.10627</b>	<b>Aust Library &amp; Information Association</b>	
		27/08/2012		INV	INSTITUTIONAL SUBSCRIPTION 2012/13	1,413.00
				<b>561.10687</b>	<b>Advanced Spatial Technologies Pty L</b>	
				INV	12/13 AUTOCAD SUBSCRIPTION	4,565.00
				<b>561.10895</b>	<b>State Library of WA</b>	
				INV	LOST AND DAMAGED BOOKS	169.40
				INV	LOST AND DAMAGED BOOKS	15.40
				INV	LOST AND DAMAGED BOOKS	37.40
				<b>561.11559</b>	<b>Icon Septech Pty Ltd</b>	
				INV	414W2050 OFFSET LID	2,409.00
				INV	VARIOUS ITEMS	6,614.08
				<b>561.11804</b>	<b>West Australian Local Government Assoc</b>	
				INV	VOLUNTEERS WANTED ADVERT	422.79
				INV	GOING PLACES JULY 2012 ADVERT	693.74
				INV	EMPLOYMENT ADVERTISEMENT	509.53
				INV	GRADUATE EMPLOYMENT ADVERT	1,389.71
				INV	CR HORLEY 2-4/8/12 CONVENTION	818.00
				INV	TANJA REISCH HR SEMINAR	250.00
				INV	GRANT FUNDING TRAINING SESSION	125.00
				INV	MAYOR HIPKINS - CONVENTION	1,428.00
				INV	CR WALKER - CONVENTION	1,340.00
				<b>561.12079</b>	<b>COMPLETE PEST MANAGEMENT SERVICES</b>	
				INV	PEST INSPECTION @ NCC	181.50
				INV	PEST INSPECTION @ DAY RESPITE CENTRE	181.50
				<b>561.12278</b>	<b>Classic Tree Services</b>	
				INV	35 MENGLER ST PRUNING	193.88
				<b>561.12357</b>	<b>Nedlands Newspaper Delivery</b>	
				INV	NEDLANDS LIBRARY LOCAL STOCK	431.30
				<b>561.12406</b>	<b>J &amp; M PAULIK &amp; SONS</b>	
				INV	EVELYN SYMPATHY FLOWERS	100.00
				INV	STAFF GET WELL FLOWERS	100.00
				<b>561.12427</b>	<b>ROD HAWKER</b>	
				INV	VOLUNTEER VEHICLE REIMBURSEMENT	40.20
				<b>561.12497</b>	<b>Steamwand International Pty Ltd</b>	



# CITY OF NEDLANDS

## All Payments 1/08/2012 to 31/08/2012

Database: LIVE

Page: 23

<u>Chq/Ref</u>	<u>Pavee</u>	<u>Date</u>	<u>Amount</u>	<u>Tran</u>	<u>Description</u>	<u>Amount</u>
				INV	MELVISTA WEED CONTROL	4,706.90
				INV	DALKEITH WEED CONTROL	7,078.50
				561.12514	<b>PUBLIC LIBRARIES AUSTRALIA</b>	
				INV	PLA MEMBERSHIP 2012/13	385.00
				561.12648	<b>Mt Claremont Newsround</b>	
				INV	MTC LIB LOCAL STOCK	180.56
				561.12765	<b>PERTHWASTE PTY LTD</b>	
				INV	2012/13 RESIDENTIAL SERVICES	6,326.45
				561.12776	<b>Swanbourne Cricket Club</b>	
				INV	2012/13 CRICKET WICKET SUBSIDY	20,415.49
				561.12885	<b>Raeco/CEI Pty Ltd</b>	
				INV	SINGLEFOLD II CLEAR	47.20
				561.12890	<b>Mr M R Cole</b>	
				INV	HOME INET REIMBURSEMENT	139.90
				561.12928	<b>Biodiversafety Pty Ltd</b>	
				INV	SHENTON BUSHLAND WEED CONTROL	7,678.60
				561.12960	<b>Atlantic Therapy Services</b>	
				INV	NCC DAY RESPITE 17/7/12	263.92
				561.12974	<b>Outsource Business Support Solution</b>	
				INV	INFRINGEMENT SETUP/TEST/PARAMETERS	412.50
				561.13055	<b>Simon Pental Architect</b>	
				INV	CRUICKSHANK ARCHITECTURAL FEES	26,602.40
				561.13056	<b>Robinson Buildtech</b>	
				INV	MTC ELECTRICAL PROBLEM	330.00
				561.13079	<b>Harvey Norman Electrics - Osbourne Park</b>	
				INV	NEDLANDS LIBRARY TV	536.00
				561.13095	<b>Rentokil Initial Pty Ltd</b>	
				INV	INDOOR PLANT HIRE & MAINTENANCE	203.09
				561.13241	<b>Health Corporate Network</b>	
				INV	19-22/6/12 FOOD RISK M'MENT	520.00
				561.13347	<b>SPEEDY HIRE</b>	
				INV	PORTABLE TOILET HIRE 1/7-31/7/12	194.84
				561.13381	<b>Carrington's Traffic Services</b>	
				INV	TRAFFIC MMENT VINCENT/GORDON RD	4,009.79
				561.13412	<b>QUICK CORPORATE AUSTRALIA</b>	
				INV	LETTER FILE A3 CLEAR	3.58
				INV	PROCC STATIONERY	159.06
				561.13416	<b>Mrs J Day</b>	



# CITY OF NEDLANDS

## All Payments 1/08/2012 to 31/08/2012

Database: LIVE

Page: 24

<u>Chq/Ref</u>	<u>Pavee</u>	<u>Date</u>	<u>Amount</u>	<u>Tran</u>	<u>Description</u>	<u>Amount</u>
				INV	MOBILE PHONE REIMBURSEMENT JUNE 2012	92.03
			561.13428		<b>Lock Stock &amp; Farrell Locksmith Pty</b>	
				INV	DEPOT KEY	87.00
			561.13476		<b>ROAD SIGNS AUSTRALIA PTY LTD</b>	
				INV	NEW RD SIGN @ KINNIMONT AVE	63.36
			561.13581		<b>Captain Stirling IGA Supermarket</b>	
				INV	TECH SERVICES DEBRIEF CATERING	97.08
				INV	DRC KITCHEN PROVISIONS	226.85
			561.13713		<b>Kinetic Health Group Pty Ltd</b>	
				INV	JESSICA MUNN MEDICAL	156.20
				INV	MICHAEL FEENEY MEDICAL	156.20
				INV	PRE-EMPLOYMENT MEDICAL	748.00
				INV	PRE-EMPLOYMENT MEDICALS	297.00
				INV	PRE-EMPLOYMENT MEDICAL	297.00
			561.13803		<b>Snap Printing Northbridge</b>	
				INV	DL FLYER COMM/YOUTH GRANTS	272.00
			561.13812		<b>Nicole Borowicz</b>	
				INV	REIMBURSEMENT-MOBILE PHONE AUG 2012	60.00
			561.13842		<b>Tree Amigos Tree Surgeons Pty Ltd</b>	
				INV	ARB SERVICES PALM PRUNE 28/3/12	2,530.66
				INV	ARB SERVICES 14 LANTANA 9/3/12	789.25
				INV	ARB SERVICES 76 ARCHDEACON 15/6/12	418.81
				INV	ARB SERVICES 2 JUBEA 11/6/12	1,617.66
				INV	ARB SERVICES 84 GROVEDALE 13/7/12	473.55
			561.13882		<b>Commercial Cleaning Services (WA) P?L</b>	
				INV	CLEANING SERVICES	7,227.00
			561.13895		<b>Ms M B Hulls</b>	
				INV	PHONE/INTERNET CHARGES REIMBURSEMENT	44.17
			561.13896		<b>Isubscribe Pty Ltd</b>	
				INV	MTC CHOICE MAGAZINE 2012	11.05
				INV	NEDLANDS LIB CHOICE 2012	11.05
			561.13927		<b>Miss Maud</b>	
				INV	EEO CATERING	254.25
			561.13954		<b>Shelby Consulting Pty Ltd</b>	
				INV	ANALYSE COMMUNITY CONSULTATION DATA	9,460.00
			561.13958		<b>Barry McGuire</b>	
				INV	WHADJUK CONSULTATION	220.00
			561.2077		<b>DOMUS NURSERY</b>	



# CITY OF NEDLANDS

## All Payments 1/08/2012 to 31/08/2012

Database: LIVE

Page: 25

<u>Chq/Ref</u>	<u>Pavee</u>	<u>Date</u>	<u>Amount</u>	<u>Tran</u>	<u>Description</u>	<u>Amount</u>
				INV	PURCHASE OF VARIOUS PLANTS	532.95
			<b>561.2600</b>		<b>FORPARK AUSTRALIA</b>	
				INV	SPACER FRAME 2-820	1,046.14
			<b>561.4150</b>		<b>LO-GO Appointments</b>	
				INV	S MCLOUGHLIN LABOURER	1,709.40
				INV	SILVANA LOMBARDINI 7/8-10/8/12	1,021.24
				INV	J NEWTON W/E 3/8/12	1,729.75
				INV	J BILTON W/E 3/8/12	1,729.75
			<b>561.4325</b>		<b>Main Roads Western Australia</b>	
				INV	GRANT PAYMENT-PROJECT #21105282	16,797.00
			<b>561.4440</b>		<b>McDowall Affleck Pty Ltd</b>	
				INV	ADAMS RD CONSTRUCTION	1,839.75
			<b>561.4500</b>		<b>McLeods Barristers &amp; Solicitors</b>	
				INV	VIET NOSH & SPICES PROSECUTION	1,037.74
			<b>561.4959</b>		<b>NEDLANDS TYRE SERVICE</b>	
				INV	TYRES	993.00
			<b>561.4972</b>		<b>Neverfail Springwater Ltd</b>	
				INV	MTC LIBRARY WATER DELIVERY	25.80
				INV	NEDLANDS LIBRARY WATER	315.00
			<b>561.5120</b>		<b>Office Line</b>	
				INV	METAL CABINETS-PAYROLL/ADMIN	2,009.70
			<b>561.540</b>		<b>Baileys Fertilisers</b>	
				INV	SOIL IMPROVER PLUS 30LTR FERTILIZER	389.40
			<b>561.5592</b>		<b>PLACER MANAGEMENT GROUP</b>	
				INV	AMANDA CRONIN 6/8-10/8/12	1,839.75
				INV	MARIANNA LEACH 6/8-10/8/12	2,173.60
			<b>561.5716</b>		<b>Professional PC Support</b>	
				INV	WSLG SERVER HOSTING 7/2012-9/2012	2,933.68
				INV	WSLG SERVER HOSTING 7/2012-9/2012	2,744.68
			<b>561.640</b>		<b>Benara Nurseries</b>	
				INV	PURCHASE OF VARIOUS PLANTS	937.09
			<b>561.6816</b>		<b>Swanbourne Nedlands Surf Life Saving</b>	
				INV	GRANT RE DECISION CM23.05 FOR 2012/13	39,284.07
			<b>561.741</b>		<b>Boyan Electrical Services</b>	
				INV	ALLEN PARK-REPLACE FLOODLIGHTS	1,910.70
				INV	SPORTS LIGHTING @ COLLEGE PARK	2,818.20
				INV	REPLACE LIGHT POLE @ HARRIS PARK	1,139.60
			<b>561.760</b>		<b>Brealey Plumbing Service</b>	





# CITY OF NEDLANDS

## All Payments 1/08/2012 to 31/08/2012

Database: LIVE

Page: 26

<u>Chq/Ref</u>	<u>Pavee</u>	<u>Date</u>	<u>Amount</u>	<u>Tran</u>	<u>Description</u>	<u>Amount</u>
				INV	PLUMBING @ NAKED FIG CAFE	159.50
				INV	PLUMBING @ NEDLANDS LIBRARY	154.00
				<b>561.8010</b>	<b>Corporate Express Australia Ltd</b>	
				INV	STATIONERY SUPPLIES	61.70
				<b>561.8110</b>	<b>Wattleup Tractors</b>	
				INV	1447031M2 OIL FILTERS	65.15
				INV	ISEKI BLADES (PT NO.3495550M4&3465550M4)	995.95
				<b>561.8170</b>	<b>Westcare Industries</b>	
				INV	FOLD/INSERT 5,000 LETTERS	718.30
				<b>561.8180</b>	<b>City Toyota</b>	
				INV	RH REMOTE MIRROR ASSY	410.83
				<b>561.8242</b>	<b>West Metro Regional Council</b>	
				INV	2012/13 WASTE DISPOSAL	64,499.94
				INV	2012/13 WASTE DISPOSAL	9,739.13
				INV	2012/13 WASTE DISPOSAL	21,982.08
				INV	2012/13 WASTE DISPOSAL	12,335.09
				<b>561.860</b>	<b>Bunnings Group Limited</b>	
				INV	BUILDING SUPPLIES	7.20
				<b>561.8639</b>	<b>Aged &amp; Community Services WA Inc</b>	
				INV	THERAPIES FORUM 16/8/12	220.00
				<b>561.880</b>	<b>Bunzl Limited</b>	
				INV	TOILET SUPPLIES	384.46
				<b>561.9876</b>	<b>PRIESTMAN &amp; SHARP</b>	
				INV	EVITA BMW REPAIRS	1,362.44
562	EFT TRANSFER: -	31/08/2012	-943,399.87	<b>562.100</b>	<b>Advantech Mobile Auto Electrics</b>	
				INV	NEW DELKOR BATTERY TO WICKET ROLLER	726.00
				INV	VEHICLE REPAIRS	918.00
				<b>562.10405</b>	<b>White Eagle Commercial Cleaning</b>	
				INV	NED LIBRARY CLEANING 1/8-31/8/12	1,882.10
				<b>562.10539</b>	<b>Porter Consulting Engineers</b>	
				INV	DRAINAGE DESIGN WEST HWOOD	1,740.75
				<b>562.10548</b>	<b>Poppy Florist</b>	
				INV	ANZAC DAY WREATH	193.20
				<b>562.10731</b>	<b>Green Skills (Eco Jobs)</b>	
				INV	SHENTON BUSHLAND STAFF	3,192.55
				<b>562.10787</b>	<b>DOWNER EDI WORKS PTY LTD</b>	
				INV	SM1 MAKE-UPS & KERBING REPAIRS @ VAR LOCATIONS	2,388.39



# CITY OF NEDLANDS

## All Payments 1/08/2012 to 31/08/2012

Database: LIVE

Page: 27

<u>Chq/Ref</u>	<u>Pavee</u>	<u>Date</u>	<u>Amount</u>	<u>Tran</u>	<u>Description</u>	<u>Amount</u>
				INV	SM1 MAKE-UPS & KERBING REPAIRS @ VAR LOCATIONS	3,406.83
				INV	SM1 MAKE-UPS & KERBING REPAIRS @ VAR LOCATIONS	1,249.82
				INV	SM1 MAKE-UPS & KERBING REPAIRS @ VAR LOCATIONS	1,288.32
				INV	SM1 MAKE-UPS & KERBING REPAIRS @ VAR LOCATIONS	4,737.37
				INV	SM1 MAKE-UPS & KERBING REPAIRS @ VAR LOCATIONS	1,970.83
				INV	SM1 MAKE-UPS & KERBING REPAIRS @ VAR LOCATIONS	4,722.89
				INV	SM1 MAKE-UPS & KERBING REPAIRS @ VAR LOCATIONS	770.48
				INV	SM1 MAKE-UPS & KERBING REPAIRS @ VAR LOCATIONS	343.77
				INV	SM1 MAKE-UPS & KERBING REPAIRS @ VAR LOCATIONS	2,841.56
				<b>562.10859</b>	<b>CSP Industries Pty Ltd</b>	
				INV	HT 131 STIHL TELESCOPIC CHAIN SAW	990.00
				INV	CHAINSAW HEAD FOR STIHL HT 131	350.00
				INV	STIHL FS360 BRUSHCUTTERS	7,890.00
				<b>562.1100</b>	<b>Castle Cotton Supplies</b>	
				INV	25KG BAGS OF TOWEL FOR BBQ	154.00
				<b>562.113</b>	<b>Air &amp; Power</b>	
				INV	REPLACE AIR HOSE	1,559.42
				<b>562.11528</b>	<b>University of WA Financial Services</b>	
				INV	2012/13 UWA TURF RESEARCH	3,300.00
				<b>562.11559</b>	<b>Icon Septech Pty Ltd</b>	
				INV	414W2050 OFFSET LID	1,927.20
				<b>562.11577</b>	<b>BurkeAir Pty Ltd</b>	
				INV	AIR CON MAINTENANCE	975.07
				<b>562.11634</b>	<b>Councillor N Horley</b>	
				INV	COUNCILLORS ALLOWANCE SEP 2012	737.49
				<b>562.11693</b>	<b>Landmark Engineering &amp; Design</b>	
				INV	1.8M GREEN PARKWAY SEAT	1,321.10
				<b>562.11804</b>	<b>West Australian Local Government Assoc</b>	
				INV	TRESILLIAN TERM 3 ADVERT 2012	425.45
				INV	BIODIVERSITY PROJECT ADVERT	1,645.60
				INV	AUSTRALIA DAY ADVERTISEMENT	33.00



# CITY OF NEDLANDS

## All Payments 1/08/2012 to 31/08/2012

Database: LIVE

Page: 28

<u>Chq/Ref</u>	<u>Pavee</u>	<u>Date</u>	<u>Amount</u>	<u>Tran</u>	<u>Description</u>	<u>Amount</u>
				562.12067	<b>Michelle Kelly</b>	
				INV	TERM 3 TUTOR FEES YOGA	624.00
				562.12079	<b>COMPLETE PEST MANAGEMENT SERVICES</b>	
				INV	RAT BAITING @ 54 CLIFTON ST	140.00
				562.12118	<b>Councillor I Argyle</b>	
				INV	COUNCILLORS ALLOWANCE SEP 2012	737.49
				562.12317	<b>TECHSAND PTY LTD</b>	
				INV	BIRRIGON PL CONCRETE WORK	5,096.48
				562.12350	<b>Capital Recycling</b>	
				INV	CARTAGE CONCRETE/SAND-DEPOT	8,573.24
				562.12362	<b>Vehequip</b>	
				INV	9045 HANDS FREE KIT	555.00
				INV	NOKIA C2 MOBILE PHONES (3)	429.00
				562.12406	<b>J &amp; M PAULIK &amp; SONS</b>	
				INV	SUSAN SODSAI FLOWERS	100.00
				562.12425	<b>PSV Design</b>	
				INV	BUILDING SERVICES COVER JULY 2012	3,608.00
				562.12532	<b>TOTAL EDEN PTY LTD</b>	
				INV	IRRIGATION FITTINGS DOT BENNETT	19.38
				INV	IRRIGATION FITTINGS DIRECTORS GDNS	19.38
				INV	IRRIGATION FITTINGS CHARLES COURT	5,171.24
				562.12544	<b>Councillor T P James</b>	
				INV	COUNCILLORS ALLOWANCE SEP 2012	737.49
				562.12546	<b>Greenway Enterprises</b>	
				INV	GARDENERS SPADE	109.15
				562.12648	<b>Mt Claremont Newsround</b>	
				INV	MTC LIBRARY LOCAL STOCK	90.28
				562.12677	<b>Wilson Security</b>	
				INV	SECURITY LOCKUP-J LECKIE	214.82
				INV	NEDLANDS LIB MONTHLY PATROLS	318.91
				INV	MTC LIB MONTHLY PATROLS	204.37
				562.12735	<b>COMFORT KEEPERS</b>	
				INV	HACC DOMESTIC ASSISTANCE	1,159.12
				INV	HACC DOMESTIC ASSISTANCE	241.30
				562.12754	<b>Armaguard</b>	
				INV	SECURITY DAILY TAKINGS	1,284.51
				562.12765	<b>PERTHWASTE PTY LTD</b>	
				INV	WASTE, RECYCLING & GREENWASTE JULY 2012	70,091.49



# CITY OF NEDLANDS

## All Payments 1/08/2012 to 31/08/2012

Database: LIVE

Page: 29

<u>Chq/Ref</u>	<u>Pavee</u>	<u>Date</u>	<u>Amount</u>	<u>Tran</u>	<u>Description</u>	<u>Amount</u>
				<b>562.12769</b>	<b>SAFETY ZONE AUSTRALIA PTY LTD</b>	
				INV	BLUNDSTONE 782-MARK HARMAN	164.45
				INV	CORALIE SEARLES SHIRTS/JACKETS	384.30
				INV	STEEL BLUE HOBART-JIM BRAY	141.13
				INV	POLO SHIRT/STEEL BLUE SAFETY BOOTS	247.56
				INV	KING DRILL TUFF TROUSER	137.28
				<b>562.12792</b>	<b>Gladstone MRM (Pty) Ltd</b>	
				INV	MRM PLUS 2 VERSION UPGRADE	1,100.00
				<b>562.12847</b>	<b>LANIER (AUSTRALIA) PTY LTD</b>	
				INV	LEASE CHARGE FOR PHOTOCOPIER	9,526.31
				<b>562.12869</b>	<b>Ross McLoughlin Consulting Surveyor</b>	
				INV	KERBING/LINE MARKING	2,640.00
				<b>562.12885</b>	<b>Raeco/CEI Pty Ltd</b>	
				INV	SUBJECT SPINE LABELS	47.71
				<b>562.12918</b>	<b>GLG GreenLife Group Pty Ltd</b>	
				INV	VERGE MOWING SERVICES	7,067.50
				INV	LANDSCAPE MAINTENANCE	7,313.17
				INV	LANDSCAPE MAINTENANCE	7,313.17
				<b>562.12928</b>	<b>Biodiversafety Pty Ltd</b>	
				INV	SHENTON BUSHLAND WEED SPRAYING	2,393.82
				INV	SHENTON BUSHLAND WEED SPRAYING	3,105.30
				<b>562.12941</b>	<b>ISIS CAPITAL LIMITED</b>	
				INV	12/13 ISIS VM SOFTWARE RENTAL	3,136.38
				INV	12/13 ISIS COMMVAULT BKUP SERVER	9,811.73
				<b>562.12985</b>	<b>Mr R M Hipkins</b>	
				INV	MAYORAL ALLOWANCE SEP 2012	4,833.33
				<b>562.13010</b>	<b>Quick Colourprint</b>	
				INV	NAME BADGE / BUSINESS CARDS	116.95
				<b>562.13123</b>	<b>TOLL PRIORITY</b>	
				INV	MAIL DELIVERY & PICKUP	335.92
				<b>562.13254</b>	<b>Murphy Painting &amp; Decorating</b>	
				INV	PAINTING COUNCIL CHAMBERS	2,890.00
				<b>562.13278</b>	<b>LANDFILL GAS AND POWER PTY LTD</b>	
				INV	ADMIN ELECTRICITY 1/7-1/8/12	4,801.43
				INV	ELECTRICITY 1/7-1/8/12	2,980.67
				INV	ELECTRICITY 1/7-1/8/12	2,055.21
				INV	ELECTRICITY 1/6-1/7/12	1,751.65
				INV	ELECTRICITY 1/5-1/6/12	1,702.12



# CITY OF NEDLANDS

## All Payments 1/08/2012 to 31/08/2012

Database: LIVE

Page: 30

<u>Chq/Ref</u>	<u>Pavee</u>	<u>Date</u>	<u>Amount</u>	<u>Tran</u>	<u>Description</u>	<u>Amount</u>
				INV	ELECTRICITY 1/7-1/8/12 DEPOT	1,778.32
562.13281					<b>Dept of Regional Development &amp; Land</b>	
				INV	S13/KIOSK & CHANGEROOMS LEASE	8,880.76
562.13287					<b>Broadway Marine Construction</b>	
				INV	RIVER WALL - FINAL WORKS	19,723.00
562.13289					<b>Graffiti Systems Australia</b>	
				INV	BUS SHELTER INSPECTION/ GRAFF REMOVAL	641.14
562.13305					<b>Councillor K E Collins</b>	
				INV	COUNCILLORS ALLOWANCE SEP 2012	1,615.82
562.13306					<b>Mr R M Binks</b>	
				INV	COUNCILLORS ALLOWANCE SEP 2012	737.49
562.13307					<b>M L Somerville-Brown</b>	
				INV	COUNCILLORS ALLOWANCE SEP 2012	737.49
562.13342					<b>Shawmac Pty Ltd</b>	
				INV	DESIGN WORKS @ SPLITTER ISLAND	2,310.00
562.13369					<b>DATA#3 LIMITED</b>	
				INV	32GB 4G WIFI 3RD GEN IPAD	753.50
562.13381					<b>Carrington's Traffic Services</b>	
				INV	TRAFFIC MMENT GORDON ROAD	4,360.14
562.13384					<b>Harvey Fresh</b>	
				INV	FREE RANGE MILK SUPPLY	92.52
562.13412					<b>QUICK CORPORATE AUSTRALIA</b>	
				INV	REFLEX A4 PAPER	173.58
				INV	PINBOARD PENRITE 1200X900MM	126.31
				INV	A4 WHITE PLAIN PAPER	131.67
562.13416					<b>Mrs J Day</b>	
				INV	MOBILE REIMBURSEMENT AUG 2012	91.01
562.13468					<b>TREK TEL PTY LTD</b>	
				INV	CONNECT ADSL FILTER MDF 93863990	181.50
				INV	INSTALL EXT 635 IN RANGERS OFFICE	236.50
				INV	REMOVE 0893866092 FROM MDF	236.50
562.13476					<b>ROAD SIGNS AUSTRALIA PTY LTD</b>	
				INV	CLASS 2 YELLOW REFLECTIVE STICKERS	158.40
562.13480					<b>DU Electrical Pty Ltd</b>	
				INV	WIRE CONTROLLERS ASQUITH ST	401.50
562.13502					<b>NEAR MAP PTY LTD</b>	
				INV	NEARMAPS 1/2 OF SECOND INSTALLMENT	13,750.00
562.13534					<b>Nu-Trac Rural Contracting</b>	



# CITY OF NEDLANDS

## All Payments 1/08/2012 to 31/08/2012

Database: LIVE

Page: 31

<u>Chq/Ref</u>	<u>Pavee</u>	<u>Date</u>	<u>Amount</u>	<u>Tran</u>	<u>Description</u>	<u>Amount</u>
				INV	BEACH SWEEPING 2012/13	645.00
			562.13536		<b>Recovre Pty Ltd</b>	
				INV	CONSULTANT COMMUNICATION	49.50
			562.13547		<b>KALAMUNDA FENCING &amp; GATEMAKERS</b>	
				INV	REPAIR 2 MTC CC GATES	660.00
			562.13550		<b>FREMANTLE ARTS CENTRE PRESS INC</b>	
				INV	10 COPIES-THE RIVER, BRIAN SIMMONDS	227.50
			562.13572		<b>Public Libraries Western Australia</b>	
				INV	CULTURAL WEEDING WORKSHOP	150.00
			562.13581		<b>Captain Stirling IGA Supermarket</b>	
				INV	CEO RECRUITMENT CATERING	45.71
				INV	WORKSHOP CATERING	97.64
				INV	WORKSHOP CATERING	125.68
				INV	DAP MEETING CATERING	96.40
				INV	NICK CATERING	212.00
			562.13693		<b>Elan Media Partners Pty Ltd</b>	
				INV	NEDLANDS LIBRARY CD/DVDS	35.70
			562.13733		<b>West Coast Spring Water P/L</b>	
				INV	15LTR WATER FOR PROCC	13.50
			562.13756		<b>Adams Coachlines</b>	
				INV	BUS FOR NATIONAL TREE DAY	270.00
			562.13765		<b>Officino</b>	
				INV	DIRECTOR PLANNING CHAIR	550.50
			562.13788		<b>Localise Pty Ltd</b>	
				INV	STRATEGIC PLANNING CONSULTANCY	6,050.00
			562.13798		<b>Aloma Berg</b>	
				INV	TERM 3 TUTOR FEES	1,128.00
			562.13800		<b>Corporate Sports Australia</b>	
				INV	CITY TO SURF 2012 TRAFFIC M'MENT	6,700.00
			562.13824		<b>ALS Library Services Pty Ltd</b>	
				INV	NEDLANDS LIBRARY LOCAL STOCK	21.58
				INV	NEDLANDS LIBRARY LOCAL STOCK	23.99
				INV	NEDLANDS LIBRARY LOCAL STOCK	26.38
				INV	MTC LIBRARY LOCAL STOCK	20.79
			562.13842		<b>Tree Amigos Tree Surgeons Pty Ltd</b>	
				INV	STUMP GRIND @ VAR LOCATIONS	819.87
				INV	ARB SERVICES 10 GROVE END	853.16
			562.13845		<b>Councillor K E Walker</b>	



# CITY OF NEDLANDS

## All Payments 1/08/2012 to 31/08/2012

Database: LIVE

Page: 32

<u>Chq/Ref</u>	<u>Pavee</u>	<u>Date</u>	<u>Amount</u>	<u>Tran</u>	<u>Description</u>	<u>Amount</u>
				INV	COUNCILLORS ALLOWANCE SEP 2012	677.49
562.13846					<a href="#">Councillor N W Shaw</a>	
				INV	COUNCILLORS ALLOWANCE SEP 2012	737.49
562.13854					<a href="#">Gavin Construction</a>	
				INV	JOHN LECKIE PAV REFURB	297,981.63
562.13856					<a href="#">Councillor J Porter</a>	
				INV	COUNCILLORS ALLOWANCE SEP 2012	737.49
562.13857					<a href="#">Councillor L McManus</a>	
				INV	COUNCILLORS ALLOWANCE SEP 2012	737.49
562.13861					<a href="#">ADT Security</a>	
				INV	LEASE OF SECURITY FENCE	928.28
562.13865					<a href="#">Expect Australia Pty Ltd</a>	
				INV	PROCC RELIEF STAFF JULY/AUG 2012	1,819.13
562.13869					<a href="#">Instant Products Hire</a>	
				INV	TRANSPORTABLE 2 ROOM OFFICE	2,709.52
				INV	TRANSPORTABLE OFFICE BLOCK	2,709.52
562.13872					<a href="#">Councillor B Hassell</a>	
				INV	COUNCILLORS ALLOWANCE SEP 2012	737.49
562.13906					<a href="#">Studio Baan Architects Pty Ltd</a>	
				INV	DC CRUICKSHANK VARIATION 02	2,200.00
				INV	DC CRUICKSHANK VARIATION 02	1,009.80
562.13927					<a href="#">Miss Maud</a>	
				INV	EEO TRAINING - CATERING	388.20
562.13931					<a href="#">Enviro Sweep</a>	
				INV	CITY WIDE STREET SWEEPING	4,406.84
				INV	CITY WIDE STREET SWEEPING	14,769.23
562.13932					<a href="#">Information Management Group Pty Ltd</a>	
				INV	12/13 INFO M'MENT GROUP	155.54
562.13934					<a href="#">PETER MICKLESON</a>	
				INV	HOME INTERNET REIMBURSEMENT	50.00
562.13938					<a href="#">HAS Earthmoving</a>	
				INV	INSTALL SOAKWELLS @ VAR LOCATIONS	134,871.00
562.13946					<a href="#">Plants and Garden Rentals</a>	
				INV	VARIOUS PLANTS	281.60
				INV	VARIOUS PLANTS	281.60
562.13963					<a href="#">Kristen Vargas</a>	
				INV	IPAD TUTORING TERM 3 2012	752.00
562.13977					<a href="#">Engineering Approvals</a>	



# CITY OF NEDLANDS

## All Payments 1/08/2012 to 31/08/2012

Database: LIVE

Page: 33

<u>Chq/Ref</u>	<u>Pavee</u>	<u>Date</u>	<u>Amount</u>	<u>Tran</u>	<u>Description</u>	<u>Amount</u>
				INV	ENGINEERING CONSULTANCY	280.00
				INV	ENGINEERING CONSULTANCY	280.00
				<b>562.13980</b>	<b>Website Weed &amp; Pest WA Pty Ltd</b>	
				INV	SPRAY COLLEGE PARK	1,206.15
				INV	SPRAY DAVID CRUICKSHANK RESERVE	591.25
				INV	SPRAY CHARLES COURT RESERVE	1,371.70
				INV	SPRAY MELVISTA OVAL	591.25
				INV	SPRAY HIGHVIEW PARK	295.63
				INV	SPRAY MT CLAREMONT OVAL	473.00
				INV	SPRAY ALLEN PARK	1,182.50
				<b>562.13981</b>	<b>Ms E Balanova</b>	
				INV	RUSSIAN TUTOR TERM 3 2012	752.00
				<b>562.13984</b>	<b>Local Government &amp; Shires Association</b>	
				INV	SOCIAL MEDIA IN LOCAL GOVERNMENT SEMINAR	99.00
				<b>562.13992</b>	<b>Get Wet Ponds &amp; Aquariums</b>	
				INV	RECEPTION FISH TANK SERVICE	77.00
				INV	RECEPTION FISH TANK SERVICE	99.00
				<b>562.2048</b>	<b>TILLYS HOME HELPERS</b>	
				INV	GARDENING SERVICE HACC CLIENTS	2,678.50
				<b>562.2583</b>	<b>Forestvale Trees Pty Ltd</b>	
				INV	PURCHASE OF VARIOUS PLANTS	946.00
				<b>562.2987</b>	<b>Hewlett-Packard Australia Pty Ltd</b>	
				INV	HP TRIM ADMIN & W/FLOW ESSENTIALS	2,722.50
				<b>562.3055</b>	<b>Holton Connor Pty Ltd</b>	
				INV	J LECKIE PAV PROJECT #1001	5,500.00
				<b>562.346</b>	<b>AHRI Ltd</b>	
				INV	SHELLEY METTAM AHRI M'SHIP	347.00
				<b>562.3615</b>	<b>JJ CLEANING PTY LTD</b>	
				INV	CLEANING @ NCC JULY 2012	1,996.00
				<b>562.3660</b>	<b>Harbottle On-Premise</b>	
				INV	WATER FOR COUNCIL MEETINGS	96.00
				<b>562.380</b>	<b>Australian Taxation Office</b>	
				INV	Payroll Deduction	6,292.00
				INV	Payroll Deduction	97,166.34
				<b>562.3910</b>	<b>KLEENIT PTY LTD</b>	
				INV	GRAFFITI REMOVAL JULY 2012	856.74
				<b>562.400</b>	<b>Australian Services Union</b>	
				INV	Payroll Deduction	127.90





# CITY OF NEDLANDS

## All Payments 1/08/2012 to 31/08/2012

Database: LIVE

Page: 34

<u>Chq/Ref</u>	<u>Pavee</u>	<u>Date</u>	<u>Amount</u>	<u>Tran</u>	<u>Description</u>	<u>Amount</u>
				INV	Payroll Deduction	127.90
			<b>562.4040</b>		<b>The Lane Bookshop</b>	
				INV	NEDLANDS LIBRARY VARIOUS BOOKS	26.39
			<b>562.4120</b>		<b>Lightning Laundry</b>	
				INV	PROCC LAUNDRY JULY	202.00
			<b>562.4150</b>		<b>LO-GO Appointments</b>	
				INV	J BILTON 5/8-9/8/12	1,709.40
				INV	J NEWTON 6/8-10/8/12	1,709.40
			<b>562.4500</b>		<b>McLeods Barristers &amp; Solicitors</b>	
				INV	MATTER NO#32112 STORM WATER	4,238.85
				INV	MATTER#31834-TWOKIND PTY LTD	369.60
				INV	MATTER#30410 2 HYNES RD	203.50
				INV	MATTER#30062 68 HOBBS AVE	1,024.65
			<b>562.4624</b>		<b>Minter Ellison Lawyers</b>	
				INV	SUPREME COURT PROCEEDINGS 45-7055546	1,020.80
			<b>562.5080</b>		<b>OCE AUSTRALIA LTD</b>	
				INV	COLOUR WAVE 300 USAGE CHARGE	117.59
			<b>562.5592</b>		<b>PLACER MANAGEMENT GROUP</b>	
				INV	TIM REYNOLDS 13/8-17/8/12	1,856.25
			<b>562.5687</b>		<b>Printsource Design Service</b>	
				INV	RESIDENT STICKERS/INFRINGEMENT BOOKS	1,085.00
			<b>562.6560</b>		<b>Southern Scene Pty Ltd</b>	
				INV	NEDLANDS LIBRARY BOOKS	82.19
			<b>562.6820</b>		<b>Swanbourne Veterinary Centre</b>	
				INV	POUND FEES 2012/13	132.00
			<b>562.741</b>		<b>Boyan Electrical Services</b>	
				INV	CHECK BOLLARD LAMPS LABOUR / MATERIAL	673.20
				INV	REPAIR S/LIGHT @ SWANBOURNE BEACH	895.40
				INV	JONES PK TIME CLOCK	88.00
				INV	REPLACE LAMP IN TIME CLOCK	357.50
				INV	EXTERNAL FLOOD LIGHTS @ FBALL OVAL	220.00
				INV	FIXED GPO ON VENDING MACHINE	88.00
				INV	GPO'S FOR NEW PROJECTORS	730.40
				INV	MAINTENANCE @ TRESILLIAN	430.10
				INV	SWITCHBOARD @ ALLEN PK TENNIS	896.50
				INV	ADMIN MAINTENANCE	266.20
			<b>562.760</b>		<b>Brealey Plumbing Service</b>	
				INV	PLUMBING @ FORESHORE TOILETS	341.00



# CITY OF NEDLANDS

## All Payments 1/08/2012 to 31/08/2012

Database: LIVE

Page: 35

<u>Chq/Ref</u>	<u>Pavee</u>	<u>Date</u>	<u>Amount</u>	<u>Tran</u>	<u>Description</u>	<u>Amount</u>
			562.7675		<b>Landgate - GRV</b>	
				INV	LAND VALUATIONS	195.00
			562.7900		<b>W A LIMESTONE CO</b>	
				INV	75MM CRUSHED LIMESTONE	406.82
				INV	75MM CRUSHED LIMESTONE	402.40
				INV	LIMESTONE SPALLS 150-300MM	3,688.44
				INV	75MM CRUSHED LIMESTONE	1,215.17
				INV	75MM CRUSHED LIMESTONE	796.26
			562.8110		<b>Wattleup Tractors</b>	
				INV	HOWARD TV311H GEARBOX	1,961.95
				INV	CONNECTING HOSE AIR CLEANER/TURBO	109.95
			562.8180		<b>City Toyota</b>	
				INV	90915-YZZE2 OIL FILTERS	354.93
			562.860		<b>Bunnings Group Limited</b>	
				INV	BUILDING SUPPLIES	78.60
				INV	BUILDING SUPPLIES	27.92
				INV	BUILDING SUPPLIES	11.98
				INV	BUILDING SUPPLIES	48.20
				INV	BUILDING SUPPLIES	26.57
				INV	BUILDING SUPPLIES	34.47
				INV	BUILDING SUPPLIES	36.40
				INV	BUILDING SUPPLIES	13.01
				INV	BUILDING SUPPLIES	62.58
				INV	BUILDING SUPPLIES	129.20
				INV	BUILDING SUPPLIES	22.63
				INV	BUILDING SUPPLIES	894.00
			562.8620		<b>Zipform Pty Ltd</b>	
				INV	PRINTING/POSTING ANNUAL NOTICES	13,879.79
			<b>Total EFT</b>			<b>-3,344,788.70</b>
			<b>TOTAL PAYMENTS</b>			<b>-3,741,345.32</b>
<b>NAB - Trust Account</b>						
<b>CHEQUE</b>						
11419	AMJAD ALSHAER	03/08/2012	-188.00	INV	RPLC CHQ 57704-BOND REFUND 21/5/11	188.00
11420	BAHAIS OF NEDLANDS	07/08/2012	-205.00	RFND	ROOM HIRE & KEY BOND	205.00



# CITY OF NEDLANDS

## All Payments 1/08/2012 to 31/08/2012

Database: LIVE

Page: 36

<u>Chq/Ref</u>	<u>Pavee</u>	<u>Date</u>	<u>Amount</u>	<u>Tran</u>	<u>Description</u>	<u>Amount</u>
11421	MS H EDWARDS	07/08/2012	-205.00	RFND	ROOM & KEY BOND	205.00
11422	DEPARTMENT OF PLANNING OPERATING AC	16/08/2012	-6,320.00	INV	DAP FEE COLLECTION - 118 MONASH AVE	6,320.00
11423	DEPARTMENT OF COMMERCE LOCKED BAG 1	16/08/2012	-2,727.68	INV	RECONCILIATION/RETURN JULY 2012	2,727.68
11424	CONSTRUCTION TRAINING FUND PO BOX 7	16/08/2012	-8,573.88	INV	RECONCILIATION/RETURN JULY 2012	8,573.88
11425	SUMMIT HOMES GROUP	16/08/2012	-1,500.00	RFND	86 BROOKDALE STREET - FOOTPATH REFUND	1,500.00
11426	MR R D HAYWARD	16/08/2012	-1,500.00	RFND	47 BRUCE STREET - FOOTPATH REFUND	1,500.00
11427	M I CONSTRUCTIONS W.A. PTY LTD	16/08/2012	-1,500.00	RFND	31 BIRRIGON LOOP - FOOTPATH REFUND	1,500.00
11428	J H CADLOLO	16/08/2012	-1,500.00	RFND	4 BRAHEA PLACE - FOOTPATH REFUND	1,500.00
11429	SUMMIT PROJECTS	16/08/2012	-1,500.00	RFND	38 MERIWA STREET - FOOTPATH REFUND	1,500.00
11430	SUMMIT HOMES GROUP	16/08/2012	-1,500.00	RFND	15 WHITFELD STREET - FOOTPATH REFUND	1,500.00
11431	MS C DELVAULX	27/08/2012	-150.00	RFND	KEY & ROOM HIRE BOND	150.00
11432	FOUNDATION OF SOCIAL INCLUSION	27/08/2012	-205.00	RFND	KEY & ROOM HIRE REFUND	205.00
11433	DJUVIC CONSTRUCTION PTY LTD	27/08/2012	-1,500.00	RFND	60 LEMNOS STREET - FOOTPATH REFUND	1,500.00
11434	J WONG	27/08/2012	-1,500.00	RFND	38 WILLIAMS ROAD - FOOTPATH REFUND	1,500.00
11435	NATIONAL ESTATE BUILDERS 7 FORREST	27/08/2012	-1,590.91	INV	50% REFUND - BA FEES	1,590.91
11436	PENNY KEENAN 14 EDNA ROAD	27/08/2012	-65.00	INV	PLAN RETRIEVAL - NOTHING ON FILE	65.00
11437	F ALLAN	27/08/2012	-1,500.00	RFND	59 WOOD STREET - FOOTPATH REFUND	1,500.00
11438	J L DAVIDSON	27/08/2012	-1,500.00	RFND	20 NIDJALLA LOOP - FOOTPATH REFUND	1,500.00
11439	D A RENKEMA	27/08/2012	-1,500.00	RFND	11 WHITFELD STREET - FOOTPATH REFUND	1,500.00
11440	R JOHNSON	27/08/2012	-1,500.00	RFND	88 LOUISE STREET - FOOTPATH REFUND	1,500.00
11441	DALE ALCOCK HOME IMPROVEMENT	27/08/2012	-1,500.00	RFND	69 FLORENCE ROAD - FOOTPATH REFUND	1,500.00
11442	H B SIMS	27/08/2012	-1,115.00	RFND	PARTIAL REFUND BOND RE - 1 LONERAGAN ST	1,115.00
11443	JEFFREY & SARAH SMITH 44 LOFTUS STR	27/08/2012	-1,500.00	INV	VERGE BOND REFUND	1,500.00
<b>Total CHEQUE</b>			<b>-\$42,345.47</b>			



# CITY OF NEDLANDS


## All Payments 1/08/2012 to 31/08/2012

Database: LIVE

Page: 37

<u>Chq/Ref</u>	<u>Pavee</u>	<u>Date</u>	<u>Amount</u>	<u>Tran</u>	<u>Description</u>	<u>Amount</u>
TOTAL PAYMENTS			<u><u>-\$42,345.47</u></u>			

<b>CP44.12</b>	<b>Local Government Ordinary Election 2013</b>
----------------	--

<b>Committee</b>	9 October 2012
<b>Council</b>	23 October 2012
<b>Applicant</b>	City of Nedlands
<b>Owner</b>	City of Nedlands
<b>Officer</b>	Mathew Ayre – Rates Officer
<b>Director</b>	Shelley Mettam – Acting Director Corporate Services
<b>Director Signature</b>	
<b>File ref.</b>	ELN/024
<b>Previous Item No's</b>	Nil
<b>Disclosure of Interest</b>	No officer involved in the preparation of this report had any interest which required it to be declared in accordance with the provisions of the <i>Local Government Act (1995)</i> .

### Purpose

For the next Ordinary Council Election scheduled for October 2013, Council is required to declare that the Western Australian Electoral Commission (WAEC) is responsible for the conduct of the elections and to agree to the election being conducted as a postal election.

### Recommendation to Committee

#### Council endorses

1. To declare, in accordance with section 4.20(4) of the *Local Government Act 1995*, the Electoral Commissioner to be responsible for the conduct of the 2013 ordinary elections together with any other elections or polls which may be required; and
2. the City of Nedlands 2013 Ordinary Council Election being conducted as a postal election in accordance with provisions under section 4.61(2) of the *Local Government Act 1995*.

**Absolute Majority Required**

#### Strategic Plan:

- KFA 5: Governance
- 5.6 Ensure compliance with statutory requirements and guidelines.

## Background

The next Local Government Ordinary Election is scheduled for 19 October 2013. The Western Australian Electoral Commissioner has given his written consent to conduct the election on behalf of Council.

## Proposal Detail

The WAEC has provided an estimate to conduct the City of Nedlands Local Government ordinary election 2013 of \$53,000 Inc. GST. This is based on:

- 14,500 electors;
- response rate of approximately 35%;
- 6 vacancies; and
- count to be conducted at the offices of the City of Nedlands.

Not included in this estimate are costs normally borne by the City of Nedlands, including:

- non-statutory advertising (i.e. any additional advertisements in community newspapers and promotional advertising);
- any legal expenses other than those that are determined to be borne by the Western Australian electoral Commission in a Court of Disputed Returns; and
- one City of Nedlands staff member to work in the polling place on election day.

## Consultation

Required by legislation: Yes  No

Required by City of Nedlands policy: Yes  No

The Western Australian Electoral Commissioner is required to give his/her consent to conduct the election on behalf of the City of Nedlands. This consent was given by way of a letter to the Acting Chief Executive Officer dated 13 September 2012.

## Legislation:

In accordance with section 4.20(4) of the *Local Government Act 1995* a Local Government may, having first obtained the written agreement of the Electoral Commissioner, declare the Electoral Commissioner to be

responsible for the conduct of an election, or all elections conducted within a particular period of time, and, if such a declaration is made, the Electoral Commissioner is to appoint a person to be the returning officer of the Local Government for the election or the elections.

In addition, under section 4.61(2) of the *Local Government Act 1995*, a Local Government may decide to conduct the election as a postal election.

In both cases, an absolute majority is required.

### **Budget/financial implications**

Budget:

Within current approved budget: Yes  No

Requires further budget consideration: Yes  No

Financial:

The estimated cost of the ordinary election provided by the WACE is \$53,000. This amount will need to be included in the draft budget estimates for 2013/2014.

### **Risk Management**

The conduct of the Local Government ordinary elections is a complex and time consuming event and has been well managed by experienced returning officers provided by the WACE in recent years. Because of the convenience it provides to electors, a postal ballot encourages a higher participation rate by electors.

### **Discussion**

Council is requested to make a declaration that the Western Australian Electoral Commissioner is to be responsible for the conduct of the 2013 ordinary elections together with any other elections or polls which may also be required. In addition, Council is requested to decide that the City of Nedlands 2013 ordinary election is to be held as a postal election.

### **Conclusion**

Recent Local Government ordinary elections have been conducted as postal ballots and run by the experienced returning officers provided by the WACE. This has resulted in well managed election counts and relatively high participation rates. Accordingly, it is recommended Council agree to conduct a postal election for the City of Nedlands Local Government ordinary election for 2013 and declare the Western Australian Electoral Commissioner to be responsible for the conduct of the election.

**Attachments:**

Nil