

Corporate & Strategy Reports


Committee Consideration –10 April 2012
Council Resolution – 24 April 2012

Table of Contents

Item No.	Page No.
CP18.12 Monthly Financial Report – February 2012.....	2
CP19.12 Investment Report – February 2012.....	7
CP20.12 List of Accounts Paid – February 2012.....	10

CP18.12	Monthly Financial Report – February 2012
----------------	---

Committee	10 April 2012
Council	24 April 2012

Applicant	City of Nedlands
Owner	City of Nedlands
Officer	Vanaja Jayaraman – A/Manager Finance
Director	Rajah Senathirajah – A/Director Corporate & Strategy Service
Director Signature	
File ref.	Fin/072-17
Previous Item No's	Nil
Disclosure of Interest	No officer involved in the preparation of this report had any interest which required it to be declared in accordance with the provisions of the <i>Local Government Act (1995)</i> .

Purpose

Administration is required to provide Council with a monthly financial report in accordance with *Regulation 34(1) of the Local Government (Financial Management) Regulations 1996*.

Recommendation to Committee

Council receives the Monthly Financial Report for February 2012. (Refer to Attachments)

Strategic Plan

KFA 5: Governance

5.6 – Ensure compliance with statutory requirements and guidelines.

This report will ensure the City meets its statutory requirements.

Background

Regulation 34(1) of the Local Government (Financial Management) Regulations 1996 requires a local government to prepare a monthly statement of financial activity reporting on the revenue and expenditure, as set out in the annual budget.

A statement of financial activity and any accompanying documents are to be presented to the Council at the next ordinary meeting of

the Council following the end of the month to which the statement relates, or to the next ordinary meeting of the council after that meeting.

In addition to the above and in accordance with *Regulation 34(5) of the Local Government (Financial Management) Regulations 1996*, each year Council is required to adopt a percentage or value to be used in the reporting of material variances. For this financial year the amount is \$10,000 or 10% whichever is the greater.

Proposal Detail

Not applicable.

Consultation

Required by legislation: Yes No

Required by City of Nedlands policy: Yes No

Legislation

The monthly financial management report meets the requirements of *Regulation 34(1) and 34(5) of the Local Government (Financial Management) Regulations 1996*.

Budget/Financial implications

As outlined in the Monthly Financial Report.

Risk Management

The monthly financial variance from the budget of each business unit is reviewed with the respective manager to identify the need for any remedial action. Significant variances are highlighted to Council in the Monthly Financial Report.

Discussion

This report covers the first eight months of the 2011/12 Financial Year. The operating revenue at the end of the reporting period was \$24.39 million, which is 96% of the 2011/12 Annual Budget adopted by Council in June 2011. This reflects the fact that the Rates and the bulk of the Sanitation Charges for the whole year were levied in July.

The total operating expenses at the end of the reporting period was \$17.19 million. This is 62% of the annual Budget, which is marginally below the pro-rata Budget for the year.

The attached operating statement compares “Actual” with “Budget” by Business Units.

Variations from the Budget of revenue and expenses by Directorates are highlighted in the following paragraphs. It is to be noted that the Directorates in this report are as per the adopted Budget, and do not reflect the recent organisational changes.

Governance

Expenditure: Unfavourable variance of \$ 16,467
Revenue: Favourable variance of \$ 15,854

The unfavourable expenditure variance is due to legal fees resulting from the writ by the City of Subiaco opposing the examination of voluntary amalgamation by the Local Government Advisory Board, and cost of the consultancy services for the development of the City’s Integrated Strategic Plan.

The favourable revenue variance is mainly due to the recovery of Workers Compensation Claims which offset the claims paid, both of which are not budgeted and hence show up as variances in the monthly report.

Corporate Services

Expenditure: Favourable variance of \$ 338,603
Revenue: Favourable variance of \$ 482,896

The favourable expenditure variance is due to the savings in employee costs resulting from periods of unfilled vacancies in the Directorate, timing of ICT expenses and delay with projects.

The favourable revenue variance is due mainly to the initial levy of rates being marginally (0.6%) higher than budgeted, improved yield from investments (Term Deposits), and a small increase in parking fines.

Community and Strategy

Expenditure: Favourable variance of \$ 497,967
Revenue: Favourable revenue variance of \$ 254,276

The favourable expenditure variance is partly due to a drop in the provision of HACC services and the delay in the release of donations and subsidies. The donation of \$144,000 The Dalkeith Tennis Club will now be deferred to 2012/13 year when the project is expected to be completed.

The favourable revenue variance is due mainly to the receipt of the third quarterly instalment of the HACC grant by Nedlands Community Care in January, and HACC Program Growth Funding February for the replacement of a bus and car.

Development Services

Expenditure: Favourable variance of \$ 528,993

Revenue: Favourable variance of \$ 33,757

The favourable expenditure variance is due to the change in timing of bulk waste collection, late receipt of invoices for other sanitation costs, and the timing of the commencement of planning projects.

The favourable revenue variance is due mainly to the extra demand for sanitation services from the commercial/industrial sector.

Technical Services

Expenditure: Favourable variance of \$ 284,284

Revenue: Unfavourable variance of \$ 19,162

The favourable expenses variance is mainly due to the timing difference between the Budget and actual of maintenance expenses of Parks & Reserves, off-set to some extent by the under-recovery of overheads, due in turn to the lower level of capital works during the first eight months of the financial year. The recovery of overheads is currently being reviewed.

The small unfavourable revenue variance is due to the timing difference on the sale of vehicles and a reduction in the contribution for damages to streets/roads.

Capital Works Programme

Infrastructure projects require detailed operational planning and mobilisation once they have been approved by Council. Community consultation has also proved to be very time consuming. Invariably very little physical work on the ground was carried out in the first half of the financial year. Thus at the end of February the expenses on new capital works were only \$3,290,055 which is 32% of the capital budget for the year. It is to be noted that work on John Leckie Pavilion has commenced, and is budgeted to cost \$2.8 million. Based on the mid-year review, the backlog of the infrastructure works are scheduled to be completed in accordance with the budget.

No grants for capital works were received in February 2012.

Conclusion

The financial statements for the first eight months indicate that operating expenses for the period were marginally below the pro-rata Budget.

The revenue is approximately 96 % of the Budget, and reflects that the Rates and Sanitation charges for the whole year were levied in July as planned

Attachments

1. Financial Summary (Operating) By Business Units as at 29 February 2012
2. Capital Works & Acquisitions as at 29 February 2012
3. Statement of Financial Activity by Directorates as at the end of February 2012
4. Net Current Assets as at 29 February 2012

CITY OF NEDLANDS
FINANCIAL SUMMARY - OPERATING - BY BUSINESS UNIT
AS AT 29 FEBRUARY 2012

Master Accounts		February Actual YTD	February Budget YTD	Variance	Committed Balance	Annual Budget	Budget Available
Governance							
Expense							
20420	Salaries - Governance	390,430	393,864	3,434	0	569,400	178,970
20421	Other Employee Costs - Governance	103,928	108,736	4,808	268	163,100	58,904
20423	Office - Governance	11,963	11,336	(627)	731	17,000	4,306
20424	Motor Vehicles - Governance	8,193	10,800	2,607	0	16,200	8,007
20425	Depreciation - Governance	45,456	34,136	(11,320)	0	51,200	5,744
20427	Finance - Governance	101,000	101,000	0	0	151,500	50,500
20428	Insurance - Governance	69,022	59,600	(9,422)	0	59,600	(9,422)
20430	Other - Governance	45,802	40,000	(5,802)	6,271	60,000	7,927
20434	Professional Fees - Governance	42,329	20,000	(22,329)	15,431	30,000	(27,760)
20450	Special Projects - Governance	9,135	0	(9,135)	8,800	0	(17,935)
Expense Total		827,257	779,472	(47,785)	31,501	1,118,000	259,242
Income							
50410	Sundry Income - Governance	(8,342)	(2,500)	5,842	0	(5,000)	3,342
Income Total		(8,342)	(2,500)	5,842	0	(5,000)	3,342
Total		818,915	776,972	(41,943)	31,501	1,113,000	262,584
Governance Total		818,915	776,972	(41,943)	31,501	1,113,000	262,584
Human Resources							
Expense							
20520	Salaries - HR	120,120	136,308	16,188	0	197,000	76,880
20521	Other Employee Costs - HR	79,125	59,400	(19,725)	5,347	89,100	4,628
20522	Staff Recruitment - HR	68,655	73,512	4,857	27,513	121,000	24,832
20523	Office - HR	9,814	18,199	8,385	4,007	19,600	5,779
20524	Motor Vehicles - HR	9,191	8,336	(855)	0	12,500	3,309
20525	Depreciation - HR	716	800	84	0	1,200	484
20527	Finance - HR	(336,467)	(336,466)	1	0	(504,700)	(168,233)
20530	Other - HR	801	0	(801)	0	1,800	999
20534	Professional Fees - HR	1,050	0	(1,050)	4,364	37,500	32,086
20550	Special Projects - HR	0	16,664	16,664	0	25,000	25,000
Expense Total		(46,994)	(23,247)	23,747	41,230	0	5,763
Income							
50510	Ctrb'n Rmbrs & Donation OPER - HR	(10,012)	0	10,012	0	0	10,012
Income Total		(10,012)	0	10,012	0	0	10,012
Total		(57,005)	(23,247)	33,758	41,230	0	15,775
Human Resources Total		(57,005)	(23,247)	33,758	41,230	0	15,775
Members Of Council							
Expense							
20323	Office - MOC	4,055	1,664	(2,391)	407	2,500	(1,962)
20325	Depreciation - MOC	141	136	(5)	0	200	59
20329	Members of Council - MOC	193,149	205,144	11,995	395	277,700	84,156
20330	Other - MOC	4,691	2,664	(2,027)	471	4,000	(1,162)
Expense Total		202,036	209,608	7,572	1,272	284,400	81,092
Total		202,036	209,608	7,572	1,272	284,400	81,092
Members Of Council Total		202,036	209,608	7,572	1,272	284,400	81,092
Governance Total		963,946	963,333	(613)	74,004	1,397,400	359,451
Corporate Services							
Corporate Services							
Corporate Services							
Expense							
21220	Salaries - Corporate Services	57,865	49,540	(8,325)	0	71,600	13,735
21221	Other Employee Costs - Corporate Services	18,563	15,408	(3,155)	376	23,100	4,160
21223	Office Corporate Service	430	611	181	0	900	470
21224	Motor Vehicles - Corporate Service	7,324	8,600	1,276	0	12,900	5,576
21235	ICT Expenses - Corporate Service	0	0	0	0	0	0
21250	Special Projects - Corporate Service	2,407	54,500	52,093	6,308	86,000	77,285
Expense Total		86,590	128,659	42,069	6,684	194,500	101,226
Corporate Services Total		86,590	128,659	42,069	6,684	194,500	101,226

Master Accounts		February Actual YTD	February Budget YTD	Variance	Committed Balance	Annual Budget	Budget Available
Customer Services							
Expense							
21320	Salaries - Customer Service	126,843	129,762	2,919	0	188,800	61,957
21321	Other Employee Costs - Customer Service	17,397	15,336	(2,061)	1,669	23,000	3,934
21323	Office - Customer Service	3,345	4,136	791	4,565	5,200	(2,711)
21325	Depreciation - Customer Service	180	200	20	0	300	120
21327	Finance - Customer Service	(147,600)	(147,600)	0	0	(221,400)	(73,800)
21330	Other - Customer Service	0	2,736	2,736	0	4,100	4,100
Expense Total		165	4,570	4,405	6,234	0	(6,400)
Customer Services Total		165	4,570	4,405	6,234	0	(6,400)
ICT							
Expense							
21720	Salaries - ICT	99,516	106,568	7,052	0	154,300	54,784
21721	Other Employee Costs - ICT	12,729	19,530	6,801	2,900	29,300	13,671
21723	Office - ICT	5,144	4,000	(1,144)	0	6,000	856
21725	Depreciation - ICT	93,647	118,264	24,617	0	177,400	83,753
21727	Finance - ICT	(757,733)	(757,730)	3	0	(1,136,600)	(378,867)
21730	Other - ICT	0	664	664	0	1,000	1,000
21734	Professional Fees - ICT	0	668	668	0	1,000	1,000
21735	ICT Expenses - ICT	389,614	398,488	8,874	151,501	585,600	44,485
Expense Total		(157,083)	(109,548)	47,535	154,401	(182,000)	(179,318)
ICT Total		(157,083)	(109,548)	47,535	154,401	(182,000)	(179,318)
Ranger Services							
Expense							
21120	Salaries - Ranger Services	235,112	238,644	3,532	0	346,800	111,688
21121	Other Employee Costs - Ranger Services	35,972	40,256	4,284	4,372	60,400	20,056
21123	Office - Ranger Services	9,599	14,111	4,512	948	21,100	10,553
21124	Motor Vehicles - Ranger Services	29,704	42,664	12,960	0	64,000	34,296
21125	Depreciation - Ranger Services	28,570	22,864	(5,706)	0	34,300	5,730
21127	Finance - Ranger Services	97,888	93,264	(4,624)	0	139,900	42,012
21130	Other - Ranger Services	57,394	55,875	(1,519)	4,078	78,000	16,528
21134	Professional Fees - Ranger Services	3,427	2,500	(927)	0	5,000	1,573
21135	ICT Expenses - Ranger Services	0	8,264	8,264	0	10,400	10,400
21137	Donations - Ranger Services	1,000	1,500	500	0	1,500	500
21150	Special Projects - Ranger Services	16,531	8,000	(8,531)	11,634	12,000	(16,165)
Expense Total		515,199	527,942	12,743	21,032	773,400	237,169
Income							
51101	Fees & Charges - Ranger Services	(27,986)	(27,011)	975	0	(31,700)	(3,714)
51106	Contrib'n Reim & Donations Oper - Rangers Services	(20,821)	(11,464)	9,357	0	(17,200)	3,621
51110	Sundry Income - Ranger Services	(68)	(1,500)	(1,432)	0	(1,500)	(1,432)
51111	Fines & Penalties - Rangers Services	(166,332)	(114,928)	51,404	0	(169,200)	(2,868)
Income Total		(215,208)	(154,903)	60,305	0	(219,600)	(4,392)
Ranger Services Total		299,991	373,039	73,048	21,032	553,800	232,777
Records							
Expense							
22020	Salaries - Records	107,390	122,562	15,172	0	177,600	70,210
22021	Other Employee Costs - Records	15,246	24,600	9,354	1,110	36,900	20,544
22023	Office - Records	203	368	165	0	400	197
22025	Depreciation - Records	180	200	20	0	300	120
22027	Finance - Records	(209,133)	(209,136)	(3)	0	(313,700)	(104,567)
22030	Other - Records	9,137	15,336	6,199	6,455	21,000	5,408
22034	Professional Fees - Records	4,200	1,000	(3,200)	0	2,000	(2,200)
22035	ICT Expenses - Records	19,673	46,336	26,663	4,541	54,500	30,286
22050	Special Projects - Records	5,240	11,000	5,760	0	22,000	16,760
Expense Total		(47,864)	12,266	60,130	12,106	1,000	36,758
Income							
52001	Fees & Charges - Records	(624)	(664)	(40)	0	(1,000)	(376)
Income Total		(624)	(664)	(40)	0	(1,000)	(376)
Records Total		(48,488)	11,602	60,090	12,106	0	36,382
Corporate Services Total		181,176	408,322	227,146	200,457	566,300	184,667
Finance							
General Finance							
Expense							
21420	Salaries - Finance	322,633	382,624	59,991	0	553,400	230,767
21421	Other Employee Costs - Finance	67,695	56,000	(11,695)	4,551	84,000	11,754
21423	Office - Finance	78,456	94,920	16,464	26,765	142,400	37,179

Master Accounts		February Actual YTD	February Budget YTD	Variance	Committed Balance	Annual Budget	Budget Available
21424	Motor Vehicles - Finance	7,192	8,864	1,672	0	13,300	6,108
21425	Depreciation - Finance	5,722	5,536	(186)	0	8,300	2,578
21426	Utility - Finance	4,843	4,336	(507)	0	6,500	1,657
21427	Finance - Finance	(582,306)	(584,866)	(2,560)	7,531	(877,300)	(302,525)
21428	Insurance - Finance	1,609	6,400	4,791	1,745	6,400	3,046
21430	Other - Finance	304	1,336	1,032	2,741	2,000	(1,045)
21434	Professional Fees - Finance	28,098	45,836	17,738	6,500	75,000	40,403
21435	ICT Expenses - Finance	0	10,000	10,000	0	15,000	15,000
21450	Special Projects - Finance	0	20,000	20,000	1,590	40,000	38,410
Expense Total		(65,753)	50,986	116,739	51,423	69,000	83,330
Income							
51401	Fees & Charges - Finance	(63,179)	(39,336)	23,843	0	(59,000)	4,179
51410	Sundry Income - Finance	(47,686)	(73,328)	(25,642)	0	(110,000)	(62,314)
Income Total		(110,865)	(112,664)	(1,799)	0	(169,000)	(58,135)
General Finance Total		(176,618)	(61,678)	114,940	51,423	(100,000)	25,195
General Purpose							
Expense							
21631	Interest - General Purpose	196,534	246,066	49,532	0	369,100	172,566
Expense Total		196,534	246,066	49,532	0	369,100	172,566
Income							
51602	Service Charges - General Purpose	(9)	0	9	0	0	9
51604	Grants Operating - General Purpose	(415,880)	(419,925)	(4,045)	0	(559,900)	(144,020)
51606	Contrib'n Reim & Donations Oper - General Purpose	(5,296)	(3,336)	1,960	0	(5,000)	296
51607	Interest - General Purpose	(754,075)	(507,202)	246,873	0	(760,800)	(6,725)
51610	Sundry Income - General Purpose	(20)	0	20	0	0	20
Income Total		(1,175,280)	(930,463)	244,817	0	(1,325,700)	(150,420)
General Purpose Total		(978,747)	(684,397)	294,350	0	(956,600)	22,147
Rates							
Expense							
21920	Salaries - Rates	39,167	43,166	3,999	0	62,500	23,333
21921	Other Employee Costs - Rates	3,242	4,272	1,030	0	6,400	3,158
21927	Finance - Rates	76,990	57,600	(19,390)	0	86,400	9,410
21930	Other - Rates	21,115	16,664	(4,451)	0	25,000	3,885
21934	Professional Fees - Rates	1,477	17,328	15,851	0	26,000	24,523
Expense Total		141,991	139,030	(2,961)	0	206,300	64,309
Income							
51908	Rates - Rates	(16,858,506)	(16,678,893)	179,613	0	(16,713,300)	145,206
Income Total		(16,858,506)	(16,678,893)	179,613	0	(16,713,300)	145,206
Rates Total		(16,716,515)	(16,539,863)	176,652	0	(16,507,000)	209,515
Shared Services							
Expense							
21523	Office - Shared Services	39,154	40,000	846	7,393	60,000	13,453
21534	Professional Fees - Shared Services	19,099	26,664	7,565	0	40,000	20,901
Expense Total		58,253	66,664	8,411	7,393	100,000	34,354
Shared Services Total		58,253	66,664	8,411	7,393	100,000	34,354
Finance Total		(17,813,627)	(17,219,274)	594,353	58,816	(17,463,600)	291,211
Corporate Services Total		(17,632,451)	(16,810,952)	821,499	259,273	(16,897,300)	475,878
Community & Strategy							
Community Development							
Community Development							
Expense							
28120	Salaries - Community Development	173,741	179,924	6,183	0	260,200	86,459
28121	Other Employee Costs - Community Development	26,454	23,472	(2,982)	827	35,200	7,919
28123	Office - Community Development	2,257	1,336	(921)	27	2,000	(284)
28124	Motor Vehicles - Community Development	32	0	(32)	0	0	(32)
28125	Depreciation - Community Development	5,093	5,536	443	0	8,300	3,207
28127	Finance - Community Development	69,067	69,064	(3)	0	103,600	34,533
28130	Other - Community Development	3,037	5,000	1,963	2,222	7,500	2,242
28137	Donations - Community Development	82,225	272,500	190,275	0	276,900	194,675
28151	Operational Activities - Community Development	55,293	75,408	20,115	21,520	113,800	36,987
28152	Community Visioning	1,490	17,000	15,510	10,527	17,000	4,983
29320	Salaries - Volunteer Services VRC	40,530	39,448	(1,082)	0	57,000	16,470
29321	Other Employee Cost - Volunteer Services VRC	1,613	3,944	2,331	145	5,900	4,142
29323	Office - Volunteer Services VRC	523	1,592	1,069	11	2,600	2,067
29327	Finance - Volunteer Services VRC	11,600	11,600	0	0	17,400	5,800

Master Accounts		February Actual YTD	February Budget YTD	Variance	Committed Balance	Annual Budget	Budget Available
29328	Insurance - Volunteer Services VRC	0	700	700	0	700	700
29330	Other - Volunteer Services VRC	2,038	15,336	13,298	2,136	24,300	20,126
29335	ICT Expenses - Volunteer Services VRC	262	0	(262)	0	0	(262)
Expense Total		475,253	721,860	246,607	37,416	932,400	419,731
Income							
58101	Fees & Charges - Community Development	(4,992)	0	4,992	0	(5,400)	(408)
58104	Grants Operating - Community Development	(32,409)	(9,000)	23,409	0	(22,000)	10,409
58105	Community Development Income	0	0	0	0	0	0
58106	Contrib'n & Donation OPRL - Community Development	(2,100)	0	2,100	0	0	2,100
58110	Sundry Income - Community Development	(5,300)	0	5,300	0	0	5,300
59304	Grants Operating - Volunteer Services VRC	(22,086)	(19,500)	2,586	0	(26,000)	(3,914)
Income Total		(66,887)	(28,500)	38,387	0	(53,400)	13,487
Community Development Total		408,366	693,360	284,994	37,416	879,000	433,219
Community Facilities							
Expense							
28251	Operational Activities - Community Facilities	0	0	0	0	0	0
28252	Finance - Community Facilities	314	0	(314)	0	0	(314)
Expense Total		314	0	(314)	0	0	(314)
Income							
58201	Fees & Charges - Community Facilities	(6,729)	(6,664)	65	0	(10,000)	(3,271)
58206	Contrib'n Reim & Donation Op -Community Facilities	(4,179)	(20,000)	(15,821)	0	(30,000)	(25,821)
58209	Council Property - Community Facilities	(93,854)	(108,542)	(14,689)	0	(159,500)	(65,647)
Income Total		(104,762)	(135,206)	(30,444)	0	(199,500)	(94,738)
Community Facilities Total		(104,448)	(135,206)	(30,758)	0	(199,500)	(95,052)
Tresillian							
Expense							
29120	Salaries - Tresillian CC	97,186	94,196	(2,990)	0	136,400	39,214
29121	Other Employee Costs - Tresillian CC	13,642	12,472	(1,170)	0	18,700	5,058
29123	Office - Tresillian CC	6,341	5,886	(455)	935	8,700	1,424
29125	Depreciation - Tresillian CC	4,853	5,736	883	0	8,600	3,747
29126	Utility - Tresillian CC	6,377	8,015	1,638	0	12,800	6,423
29127	Finance - Tresillian CC	58,148	59,836	1,688	0	88,500	30,352
29130	Other - Tresillian CC	35,631	49,001	13,370	14,367	71,000	21,003
29135	ICT Expenses - Tresillian CC	1,243	5,532	4,289	840	7,800	5,717
29136	Courses - Tresillian CC	89,163	90,375	1,212	8,531	120,500	22,807
Expense Total		312,583	331,049	18,466	24,672	473,000	135,745
Income							
59101	Fees & Charges - Tresillian CC	(189,827)	(216,796)	(26,969)	0	(285,200)	(95,373)
59104	Grants Operating - Tresillian CC	(5,000)	0	5,000	0	0	5,000
59109	Council Property - Tresillian CC	(19,063)	(16,136)	2,927	0	(24,200)	(5,137)
59110	Sundry Income - Tresillian CC	(421)	(664)	(243)	0	(1,000)	(579)
Income Total		(214,311)	(233,596)	(19,285)	0	(310,400)	(96,089)
Tresillian Total		98,272	97,453	(819)	24,672	162,600	39,656
Community Development Total		402,190	655,607	253,417	62,088	842,100	377,822
Community Service Centres							
Library Services							
Expense							
28523	Office - Mt Claremont Library	8,070	15,000	6,930	2,273	22,500	12,157
28525	Depreciation - Mt Claremont Library	3,179	3,600	421	0	5,400	2,221
28526	Utility - Mt Claremont Library	3,535	4,600	1,065	0	6,900	3,365
28530	Other - Mt Claremont Library	13,193	17,064	3,871	5,265	25,600	7,143
28535	ICT Expenses - Mt Claremont Library	8,003	14,786	6,783	102	20,300	12,195
28720	Salaries - Library Services	416,893	458,292	41,399	0	667,100	250,207
28721	Other Employee Costs - Library Services	61,940	49,002	(12,938)	390	73,500	11,171
28723	Office - Nedlands Library	24,745	36,808	12,063	4,710	55,200	25,745
28724	Motor Vehicles - Nedlands Library	7,020	7,400	380	0	11,100	4,080
28725	Depreciation - Nedlands Library	11,320	18,336	7,016	0	27,500	16,180
28726	Utility - Nedlands Library	15,365	12,736	(2,629)	0	19,100	3,735
28727	Finance - Nedlands Library	223,200	223,200	0	0	334,800	111,600
28730	Other - Nedlands Library	44,275	59,600	15,325	15,713	89,400	29,412
28731	Grants Expenditure - Nedlands Library	0	1,328	1,328	0	2,000	2,000
28734	Professional Fees - Nedlands Library	500	864	364	500	1,300	300
28735	ICT Expenses - Nedlands Library	24,444	34,408	9,964	2,346	49,600	22,810
28750	Special Projects - Nedlands Library	2,452	4,664	2,212	0	7,000	4,548
Expense Total		868,133	961,688	93,555	31,300	1,418,300	518,868
Income							

Master Accounts		February Actual YTD	February Budget YTD	Variance	Committed Balance	Annual Budget	Budget Available
58501	Fees & Charges - Mt Claremont Library	(250)	(336)	(86)	0	(500)	(250)
58510	Sundry Income - Mt Claremont Library	(10)	(64)	(54)	0	(100)	(90)
58511	Fines & Penalties - Mt Claremont Library	(806)	(464)	342	0	(700)	106
58701	Fees & Charges - Nedland Library	(3,265)	(3,000)	265	0	(4,500)	(1,235)
58704	Grants Operating - Nedlands Library	0	(1,328)	(1,328)	0	(2,000)	(2,000)
58710	Sundry Income - Nedlands Library	(3,842)	(3,664)	178	0	(5,500)	(1,658)
58711	Fines & Penalties - Nedlands Library	(4,494)	(3,000)	1,494	0	(4,500)	(6)
Income Total		(12,667)	(11,856)	811	0	(17,800)	(5,133)
Library Services Total		855,465	949,832	94,367	31,300	1,400,500	513,735
Nedlands Community Care							
Expense							
28620	Salaries - NCC	118	0	(118)	0	0	(118)
28621	Other Employee Costs - NCC	9,065	0	(9,065)	0	0	(9,065)
28623	Office - NCC	661	0	(661)	0	0	(661)
28625	Depreciation - NCC	3,024	0	(3,024)	0	0	(3,024)
28626	Utility - NCC	6,080	0	(6,080)	0	0	(6,080)
28664	Hacc Unit Cost - NCC	593,426	721,744	128,318	28,937	1,095,100	472,737
Expense Total		612,375	721,744	109,369	28,937	1,095,100	453,788
Income							
58601	Fees & Charges - NCC	(50,798)	(66,672)	(15,874)	0	(100,000)	(49,202)
58604	Grants Operating - NCC	(849,863)	(577,672)	272,191	0	(866,500)	(16,637)
58610	Sundry Income - NCC	0	0	0	0	(2,000)	(2,000)
Income Total		(900,661)	(644,344)	256,317	0	(968,500)	(67,839)
Nedlands Community Care Total		(288,286)	77,400	365,686	28,937	126,600	385,949
Point Resolution Occasional Care							
Expense							
28820	Salaries - Point Resolution	170,623	199,722	29,099	0	289,000	118,377
28821	Other Employee Costs - Point Resolution	21,535	17,594	(3,941)	0	26,400	4,865
28823	Office - Point Resolution	3,581	3,990	409	692	6,300	2,027
28825	Depreciation - Point Resolution	1,071	1,064	(7)	0	1,600	529
28826	Utility - Point Resolution	2,959	2,536	(423)	1,958	3,800	(1,118)
28827	Finance - Point Resolution	40,267	40,264	(3)	0	60,400	20,133
28830	Other - Point Resolution	6,119	16,000	9,881	1,061	24,000	16,820
28835	ICT Expenses - Point Resolution	0	2,328	2,328	0	3,500	3,500
Expense Total		246,155	283,498	37,343	3,712	415,000	165,133
Income							
58801	Fees & Charges - Point Resolution	(168,154)	(159,134)	9,020	0	(252,000)	(83,846)
Income Total		(168,154)	(159,134)	9,020	0	(252,000)	(83,846)
Point Resolution Occasional Care Total		78,001	124,364	46,363	3,712	163,000	81,288
Volunteer Services							
Expense							
29220	Salaries - Volunteer Services NVS	16,049	19,650	3,601	0	28,400	12,351
29221	Other Employee Costs - Volunteer Services NVS	668	2,800	2,132	0	4,200	3,532
29223	Office - Volunteer Services NVS	1,333	2,008	675	188	3,000	1,479
29227	Finance - Volunteer Services NVS	16,800	16,800	0	0	25,200	8,400
29228	Insurance - Volunteer Services NVS	0	1,264	1,264	0	1,900	1,900
29230	Other - Volunteer Services NVS	1,263	1,536	273	194	2,300	843
29235	ICT Expenses - Volunteer Services NVS	0	264	264	0	400	400
Expense Total		36,112	44,322	8,210	382	65,400	28,906
Volunteer Services Total		36,112	44,322	8,210	382	65,400	28,906
Community Service Centres Total		681,292	1,195,918	514,626	64,331	1,755,500	1,009,877
Community Services Administration							
Community Services Administration							
Expense							
28420	Salaries - Community Services Administration	143,153	138,188	(4,965)	0	211,300	68,147
28421	Other Employee Costs - Community Services Admin	52,634	56,600	3,966	1,580	86,400	32,186
28423	Office - Community Services Administration	1,975	0	(1,975)	200	9,000	6,825
28424	Motor Vehicles - Community Services Administration	25,545	22,600	(2,945)	0	33,900	8,355
28425	Depreciation - Community Services Administration	319	336	17	0	500	181
28427	Finance - Community Services Administration	61,733	61,736	3	0	92,600	30,867
28430	Other - Community Services Administration	16	0	(16)	621	1,000	363
28434	Professional Fees - Community Services Admin	3,576	0	(3,576)	0	4,000	424
28435	ICT Expenses - Community Services Administration	0	0	0	0	6,300	6,300
28437	Donations - Community Services Administration	9,430	26,064	16,634	6,599	39,300	23,271
28450	Special Projects - Community Services Admin	485	2,668	2,183	263	4,000	3,253
Expense Total		298,866	308,192	9,326	9,263	488,300	180,171

Master Accounts		February Actual YTD	February Budget YTD	Variance	Committed Balance	Annual Budget	Budget Available
Income							
58420	Positive Ageing Revenue	(2,137)	(2,668)	(531)	0	(4,000)	(1,863)
Income Total		(2,137)	(2,668)	(531)	0	(4,000)	(1,863)
Community Services Administration Total		296,729	305,524	8,795	9,263	484,300	178,308
Community Services Administration Total		296,729	305,524	8,795	9,263	484,300	178,308
Support and Media							
Support and Media							
Expense							
28320	Salaries - Marketing & Communications	57,203	27,554	(29,649)	0	39,800	(17,403)
28323	Office - Marketing & Communications	44,853	38,664	(6,189)	7,254	58,000	5,893
28325	Depreciation - Marketing & Communications	319	336	17	0	500	181
28327	Finance - Marketing & Communications	25,533	25,536	3	0	38,300	12,767
28330	Other - Marketing & Communications	12,421	8,000	(4,421)	150	12,000	(571)
28334	Professional Fees - Marketing & Communications	0	7,500	7,500	0	10,000	10,000
28350	Special Projects - Marketing & Communications	6,855	15,000	8,145	0	30,000	23,145
Expense Total		147,185	122,590	(24,595)	7,404	188,600	34,011
Support and Media Total		147,185	122,590	(24,595)	7,404	188,600	34,011
Support and Media Total		147,185	122,590	(24,595)	7,404	188,600	34,011
Community & Strategy Total		1,527,396	2,279,639	752,243	143,085	3,270,500	1,600,019
Development Services							
Property Services							
Council Buildings							
Expense							
24120	Salaries - Council Buildings	109,873	118,086	8,213	0	170,900	61,027
24121	Other Employee Costs - Council Buildings	16,664	17,144	480	901	25,700	8,135
24123	Office - Council Buildings	864	2,625	1,761	121	3,500	2,516
24124	Motor Vehicles - Council Buildings	24,482	22,136	(2,346)	0	33,200	8,718
24125	Depreciation - Council Buildings	305,689	240,066	(65,623)	0	360,100	54,411
24126	Utility - Council Buildings	7	0	(7)	0	0	(7)
24127	Finance - Council Buildings	80,800	80,800	0	0	121,200	40,400
24128	Insurance - Council Buildings	(1,694)	6,000	7,694	0	6,000	7,694
24130	Other - Council Buildings	606	4,500	3,894	0	6,000	5,394
24133	Building - Council Buildings	857,199	682,258	(174,941)	59,971	981,801	64,631
Expense Total		1,394,490	1,173,615	(220,875)	60,992	1,708,401	252,919
Income							
54109	Council Property - Council Buildings	(94,081)	(77,500)	16,581	0	(110,000)	(15,919)
Income Total		(94,081)	(77,500)	16,581	0	(110,000)	(15,919)
Council Buildings Total		1,300,409	1,096,115	(204,294)	60,992	1,598,401	237,000
Property Services							
Expense							
24420	Salaries - Property Services	236,217	250,376	14,159	0	362,000	125,783
24421	Other Employee Costs - Property Services	51,412	44,256	(7,156)	232	66,400	14,756
24423	Office - Property Services	8,866	11,100	2,234	831	14,800	5,103
24424	Motor Vehicles - Property Services	14,517	15,136	619	0	22,700	8,183
24425	Depreciation - Property Services	255	200	(55)	0	300	45
24427	Finance - Property Services	120,968	122,686	1,718	0	183,400	62,432
24430	Other - Property Services	785	2,625	1,840	0	3,500	2,715
24434	Professional Fees - Property Services	81,857	112,500	30,643	3,795	150,000	64,348
Expense Total		514,879	558,879	44,000	4,857	803,100	283,364
Income							
54401	Fees & Charges - Property Services	(354,575)	(357,916)	(3,341)	0	(530,000)	(175,425)
54410	Sundry Income - Property Services	(9,815)	(9,000)	815	0	(12,000)	(2,185)
54411	Fines & Penalties - Property Services	0	(7,500)	(7,500)	0	(10,000)	(10,000)
Income Total		(364,390)	(374,416)	(10,026)	0	(552,000)	(187,610)
Property Services Total		150,488	184,463	33,975	4,857	251,100	95,754
Property Services Total		1,450,897	1,280,578	(170,319)	65,850	1,849,501	332,754
Sustainable Nedlands							
Environmental Health							
Expense							
24638	Operational Activities - Sust & Environ	12,279	8,000	(4,279)	13,484	8,000	(17,763)
24720	Salaries - Environmental Health	134,956	146,214	11,258	0	211,300	76,344
24721	Other Employee Costs - Environmental Health	18,141	19,264	1,123	1,236	28,900	9,523
24722	Staff Recruitment - Environmental Health	0	375	375	0	500	500
24723	Office - Environmental Health	1,573	2,325	752	56	3,100	1,471
24725	Depreciation - Environmental Health	3,266	1,400	(1,866)	0	2,100	(1,166)

Master Accounts		February Actual YTD	February Budget YTD	Variance	Committed Balance	Annual Budget	Budget Available
24727	Finance - Environmental Health	50,133	50,136	3	0	75,200	25,067
24730	Other - Environmental Health	2,198	29,700	27,502	2,348	39,600	35,054
24734	Professional Fees - Environmental Health	2,237	0	(2,237)	0	0	(2,237)
24751	Operational Activities - Environmental Health	13,754	59,328	45,574	790	89,000	74,456
Expense Total		238,538	316,742	78,204	17,914	457,700	201,249
Income							
54701	Fees & Charges - Environmental Health	(42,274)	(55,951)	(13,677)	0	(65,000)	(22,726)
54710	Sundry Income - Environmental Health	(3,368)	0	3,368	0	(5,000)	(1,632)
54711	Fines & Penalties - Environmental Health	0	(3,336)	(3,336)	0	(5,000)	(5,000)
Income Total		(45,642)	(59,287)	(13,645)	0	(75,000)	(29,358)
Environmental Health Total		192,896	257,455	64,559	17,914	382,700	171,890
Natural Areas							
Expense							
24221	Other Employee Costs - Natural Areas	160	4,664	4,504	0	7,000	6,840
24223	Office - Natural Areas	23	1,064	1,041	0	1,600	1,577
24227	Finance - Natural Areas	25,867	25,864	(3)	0	38,800	12,933
24230	Other - Natural Areas	0	1,336	1,336	0	2,000	2,000
24237	Donations - Natural Areas	350	0	(350)	0	0	(350)
24251	Operational Activities - Natural Areas	313,155	318,080	4,925	82,097	477,100	81,848
Expense Total		339,555	351,008	11,453	82,097	526,500	104,848
Income							
54204	Grants Operating - Natural Areas	(63,223)	(2,064)	61,159	0	(3,100)	60,123
54210	Sundry Income - Natural Areas	(30)	(3,136)	(3,106)	0	(4,700)	(4,670)
Income Total		(63,253)	(5,200)	58,053	0	(7,800)	55,453
Natural Areas Total		276,302	345,808	69,506	82,097	518,700	160,301
Sanitation							
Expense							
24520	Salaries - Sanitation	146,401	181,866	35,465	0	263,500	117,099
24521	Other Employee Costs - Sanitation	9,528	18,800	9,272	0	28,200	18,672
24523	Office - Sanitation	1,181	0	(1,181)	0	0	(1,181)
24525	Depreciation - Sanitation	60,425	60,400	(25)	0	90,600	30,175
24527	Finance - Sanitation	131,058	131,000	(58)	0	196,500	65,443
24530	Other - Sanitation	44	0	(44)	0	0	(44)
24538	Purchase of Product - Sanitation	3,764	0	(3,764)	2,584	0	(6,347)
24552	Residential Kerbside - Sanitation	1,328,958	1,537,132	208,174	250,396	2,305,700	726,345
24553	Residential Bulk - Sanitation	176,948	304,666	127,718	194,296	457,000	85,755
24554	Commercial - Sanitation	67,348	84,000	16,652	15,020	126,000	43,632
24555	Public Waste - Sanitation	68,384	84,664	16,280	49,054	127,000	9,562
24556	Waste Strategy - Sanitation	14,068	26,664	12,596	10,738	40,000	15,194
Expense Total		2,008,105	2,429,192	421,087	522,089	3,634,500	1,104,306
Income							
54501	Fees & Charges - Sanitation	(3,496,015)	(3,449,761)	46,254	0	(3,468,200)	27,815
54510	Sundry Income - Sanitation	(152)	0	152	0	0	152
Income Total		(3,496,166)	(3,449,761)	46,405	0	(3,468,200)	27,966
Sanitation Total		(1,488,062)	(1,020,569)	467,493	522,089	166,300	1,132,273
Sustainability and Environment							
Expense							
24620	Salaries - Sustainability & Environmental	23,372	62,180	38,808	0	89,900	66,528
24621	Other Employee Costs - Sustainability & Env	49,249	20,472	(28,777)	47	30,700	(18,596)
24623	Office - Sustainability & Environmental	230	0	(230)	558	7,100	6,312
24624	Motor Vehicles - Sustainability & Environmental	12,700	14,536	1,836	0	21,800	9,100
24625	Depreciation - Sustainability & Environmental	3,203	5,000	1,797	0	7,500	4,297
24627	Finance - Sustainability & Environmental	39,733	39,736	3	0	59,600	19,867
24630	Other - Sustainability & Environmental	618	0	(618)	921	9,000	7,461
24639	Travelsmart - Sustainability & Environmental	40,382	52,136	11,754	0	78,200	37,818
Expense Total		169,488	194,060	24,572	1,526	303,800	132,786
Income							
54601	Fees & Charges - Sustainability & Environmental	202	(664)	(866)	0	(1,000)	(1,202)
54610	Sundry Income - Sustainability & Environmental	(1,832)	0	1,832	0	(100)	1,732
Income Total		(1,629)	(664)	965	0	(1,100)	529
Sustainability and Environment Total		167,859	193,396	25,537	1,526	302,700	133,315
Sustainable Nedlands Total		(851,005)	(223,910)	627,095	623,626	1,370,400	1,597,779
Planning Services							
Town Planning							
Expense							
24820	Salaries - Town Planning	442,338	392,878	(49,460)	0	568,100	125,762

Master Accounts		February Actual YTD	February Budget YTD	Variance	Committed Balance	Annual Budget	Budget Available
24821	Other Employee Costs - Town Planning	89,466	70,592	(18,874)	5,883	105,900	10,551
24823	Office - Town Planning	6,925	16,086	9,161	2,176	23,500	14,399
24824	Motor Vehicles - Town Planning	30,942	34,800	3,858	0	52,200	21,258
24825	Depreciation - Town Planning	2,584	3,864	1,280	0	5,800	3,216
24827	Finance - Town Planning	187,957	189,266	1,309	0	283,900	95,943
24830	Other - Town Planning	250	4,664	4,414	0	7,000	6,750
24834	Professional Fees - Town Planning	128,330	100,000	(28,330)	7,094	150,000	14,577
24857	Strategic Projects - Town Planning	15,210	133,288	118,078	68,907	200,000	115,883
24861	Town Planning Scheme - Town Planning	4,221	133,336	129,115	0	200,000	195,779
Expense Total		908,224	1,078,774	170,550	84,060	1,596,400	604,117
Income							
54801	Fees & Charges - Town Planning	(319,445)	(380,666)	(61,221)	0	(571,000)	(251,555)
54810	Sundry Income - Town Planning	(395)	(3,750)	(3,355)	0	(5,000)	(4,605)
Income Total		(319,840)	(384,416)	(64,576)	0	(576,000)	(256,160)
Town Planning Total		588,384	694,358	105,975	84,060	1,020,400	347,957
Planning Services Total		588,384	694,358	105,975	84,060	1,020,400	347,957
Development Services Total		1,188,276	1,751,026	562,750	773,535	4,240,301	2,278,490

Technical Services							
Engineering Services							
Infrastructure Services							
Expense							
26220	Salaries - Infrastructure Services	668,599	822,308	153,709	2,443	1,202,500	531,457
26221	Other Employee Costs - Infrastructure Services	223,438	253,336	29,898	19,878	380,000	136,683
26223	Office - Infrastructure Services	32,135	42,800	10,665	9,769	63,700	21,797
26224	Motor Vehicles - Infrastructure Services	61,709	61,736	27	0	92,600	30,891
26225	Depreciation - Infrastructure Services	11,272	14,664	3,392	0	22,000	10,728
26227	Finance - Infrastructure Services	(681,146)	(1,030,202)	(349,056)	0	(1,545,300)	(864,154)
26228	Insurance - Infrastructure Services	82,103	90,600	8,497	0	90,600	8,497
26230	Other - Infrastructure Services	39,308	78,086	38,778	9,771	111,500	62,421
26234	Professional Fees - Infrastructure Services	93,326	113,336	20,010	31,738	170,000	44,936
26235	ICT Expenses - Infrastructure Services	1,874	3,336	1,462	1,323	5,000	1,803
26249	Loss On Sale of Fixed Assets - Infrastructure Serv	4,111	0	(4,111)	0	0	(4,111)
Expense Total		536,730	450,000	(86,730)	74,922	592,600	(19,052)
Infrastructure Services Total		536,730	450,000	(86,730)	74,922	592,600	(19,052)
Plant Operating							
Expense							
26525	Depreciation - Plant Operating	350,421	391,530	41,109	0	587,300	236,879
26527	Finance - Plant Operating	(581,154)	(763,402)	(182,248)	0	(1,145,100)	(563,946)
26532	Plant - Plant Operating	453,073	468,928	15,855	5,574	639,600	180,953
26533	Minor Parts & Workshop Tools - Plant Operating	6,764	5,344	(1,420)	1,250	8,000	(14)
26549	Loss On Sale of Fixed Assets - Plant Operating	1,511	20,000	18,489	0	30,000	28,489
Expense Total		230,614	122,400	(108,214)	6,824	119,800	(117,639)
Income							
56501	Fees & Charges - Plant Operating	(11,345)	(8,000)	3,345	0	(12,000)	(655)
56515	Profit On Sale of Fixed Assets - Plant Operating	(24,037)	(34,500)	(10,463)	0	(69,000)	(44,963)
Income Total		(35,382)	(42,500)	(7,118)	0	(81,000)	(45,618)
Plant Operating Total		195,233	79,900	(115,333)	6,824	38,800	(163,257)
Streets Roads and Depots							
Expense							
26625	Depreciation - Streets Roads & Depots	2,697,279	2,683,200	(14,079)	0	4,024,800	1,327,521
26626	Utility - Streets Roads & Depots	236,319	263,336	27,017	211,740	395,000	(53,059)
26630	Other	19,905	16,000	(3,905)	0	50,400	30,495
26640	Reinstatement - Streets Roads & Depot	0	8,000	8,000	0	12,000	12,000
26667	Road Maintenance	283,814	296,666	12,852	18,312	445,000	142,874
26668	Drainage Maintenance	154,549	73,336	(81,213)	2,441	110,000	(46,990)
26669	Footpath Maintenance	145,659	146,000	341	0	219,000	73,341
26670	Parking Signs	47,067	88,000	40,933	0	132,000	84,933
26671	Right of Way Maintenance - Pavement	42,739	54,064	11,325	0	81,100	38,361
26672	Bus Shelter Maintenance	7,506	25,600	18,094	0	38,400	30,894
26673	Graffiti Control	36,546	33,600	(2,946)	0	50,400	13,854
26674	Depot	39,371	83,328	43,957	1,120	125,000	84,509
Expense Total		3,710,755	3,771,130	60,375	233,613	5,683,100	1,738,732
Income							
56601	Fees & Charges - Streets Roads & Depots	(49,189)	(34,200)	14,989	0	(51,300)	(2,111)
56604	Grants Operating - Streets Roads & Depots	0	0	0	0	0	0

Master Accounts		February Actual YTD	February Budget YTD	Variance	Committed Balance	Annual Budget	Budget Available
56606	Contrib'n Reim & Don Op - Streets Roads & Depots	(6,854)	(28,800)	(21,946)	0	(43,200)	(36,346)
56610	Sundry Income - Streets Roads & Depots	(1,284)	(7,336)	(6,052)	0	(11,000)	(9,716)
Income Total		(57,327)	(70,336)	(13,009)	0	(105,500)	(48,173)
Streets Roads and Depots Total		3,653,428	3,700,794	47,366	233,613	5,577,600	1,690,559
Engineering Services Total		4,385,391	4,230,694	(154,697)	315,359	6,209,000	1,508,250
Parks Services							
Parks and Ovals							
Expense							
26327	Finance - Parks & Ovals	2,015	0	(2,015)	0	0	(2,015)
26360	Depreciation - Parks & Reserves	318,470	327,266	8,796	0	490,900	172,430
26365	Maintenance - Parks & Ovals	2,110,640	2,522,712	412,072	341,799	3,784,100	1,331,661
Expense Total		2,431,125	2,849,978	418,853	341,799	4,275,000	1,502,076
Income							
56301	Fees & Charges - Parks & Ovals	0	(9,800)	(9,800)	0	(14,700)	(14,700)
56306	Contrib'n Reim & Donations Op - Parks & Ovals	(15,504)	(9,592)	5,912	0	(14,400)	1,104
56309	Council Property - Parks & Ovals	(48,862)	(44,008)	4,854	0	(66,000)	(17,138)
56310	Sundry Income - Parks & Ovals	0	0	0	0	0	0
Income Total		(64,365)	(63,400)	965	0	(95,100)	(30,735)
Parks and Ovals Total		2,366,760	2,786,578	419,818	341,799	4,179,900	1,471,341
Parks Services Total		2,366,760	2,786,578	419,818	341,799	4,179,900	1,471,341
Technical Services Total		6,752,151	7,017,272	265,121	657,158	10,388,900	2,979,591
City of Nedlands Total		(7,200,683)	(4,799,682)	2,401,001	1,907,055	2,399,801	7,693,429

**CITY OF NEDLANDS
CAPITAL WORKS & ACQUISITIONS
AS AT 29 FEBRUARY 2012**

		February Actual YTD	Committed Balance	June Budget YTD	Budget Available
2	Footpath Rehabilitation				
	2001 Railway Road	29,224	22,480	0	(51,704)
	2003 Alfred Road	-	0	0	0
	2025 Verdun Street	3,183	2,727	0	(5,910)
	2028 Dalkeith Road	55,116	2,058	0	(57,174)
	2030 Beatrice Road	-	0	40,000	40,000
	2040 Webster Street	-	0	0	0
	2166 Hooley Street	-	0	40,000	40,000
	2179 Lemnos Street	8,901	10,546	11,600	(7,846)
	2199 Camelia Ave	-	0	16,000	16,000
	Footpath Rehabilitation Total	96,424	37,811	107,600	(26,635)
3	Road Rehabilitation				
	2001 Railway Road	35,614	0	50,100	14,486
	2003 Alfred Road	-	0	232,900	232,900
	2007 Smyth Road	2,530	16,364	25,700	6,806
	2013 North Street	-	0	131,000	131,000
	2017 Loch Street	-	0	48,500	48,500
	2018 Underwood Avenue	365,946	11,865	530,300	152,490
	2023 Bruce Street	115,740	0	128,300	12,560
	2028 Dalkeith Road	14,699	0	0	(14,699)
	2033 Gordon Street	845	0	33,600	32,755
	2058 Archdeacon Street	172,761	152,336	514,800	189,702
	2150 Circe Circle North	100,175	0	110,000	9,825
	2189 Adams Road	8,399	15,706	220,000	195,894
	2191 Bishop Road	2,742	0	0	(2,742)
	2300 Acacia Lane	886	0	211,200	210,314
	Road Rehabilitation Total	820,336	196,271	2,236,400	1,219,793
4	Drainage Rehabilitation				
	2038 Jenkins Ave	9,199	8,402	0	(17,601)
	2113 Loftus St	-	0	100,000	100,000
	9000 City Wide	23,915	94,580	150,000	31,505
	Drainage Rehabilitation Total	33,114	102,982	250,000	113,904
5	Street Furniture				
	9000 City Wide	1,963	0	0	(1,963)
	Street Furniture Total	1,963	0	0	(1,963)
6	Grant Funded Projects				
	2003 Alfred Road	539	0	0	(539)
	2010 Broadway	2,360	0	378,000	375,640
	2019 Princess Road	1,364	12,403	33,000	19,233
	2020 Monash Avenue	1,364	10,746	12,000	(110)
	2023 Bruce Street	-	0	21,000	21,000
	2037 Elizabeth Street	3,864	0	195,000	191,136
	2054 Broome Street	1,364	32,422	30,000	(3,785)
	2056 Tyrell Street	-	0	33,000	33,000
	2057 Florence Street	-	0	30,000	30,000
	2179 Lemnos Street	4,506	0	0	(4,506)
	Grant Funded Projects Total	15,359	55,571	732,000	661,070
10	Road Improvement				
	2011 Victoria Avenue	-	0	17,500	17,500
	2015 Birdwood Parade	-	0	16,000	16,000
	2049 Asquith Street	10,075	0	0	(10,075)
	2119 Kitchener Street	76,595	0	50,000	(26,595)
	2121 Lisle Street	-	0	25,000	25,000
	2175 Swanbourne	-	0	0	0
	9000 City Wide	29,238	9,290	50,000	11,472
	Road Improvement Total	115,908	9,290	158,500	33,303
11	Building Construction				

		February Actual YTD	Committed Balance	June Budget YTD	Budget Available	
	4000	John Leckie Pavilion	889,554	1,350,518	2,800,000	559,929
	4001	Allen Park Lower Pavilion	-	4,500	0	(4,500)
	4002	Dalkeith Hall	354	0	0	(354)
	4003	Council Depot	9,894	364	32,000	21,743
	4004	Drabble House	-	0	50,000	50,000
	4006	Hackett Playcentre	-	0	0	0
	4009	PROCC	48,928	2,615	18,000	(33,543)
	4010	NCC	5,909	0	0	(5,909)
	4012	Mt Claremont Community Centre	25,466	0	0	(25,466)
	4016	67 Stirling Highway (Maisonettes)	195,080	0	0	(195,080)
	4018	Tresillian	22,047	12,915	32,000	(2,962)
	4019	Cruickshank Reserve Pavilion	20,243	47,986	100,000	31,771
	4020	71 Stirling Highway (Administration)	18,068	0	30,000	11,932
	4021	110 Smyth Road (Cottage)	6,480	0	37,000	30,520
	4022	Public Facilities (Public Toilets)	21,044	14,567	40,000	4,389
	4108	Mt Claremont Oval	308	0	3,500	3,192
	4164	College Park Family Centre	-	0	18,000	18,000
	9000	City Wide	-	80,440	100,000	19,560
		Building Construction Total	1,263,375	1,513,905	3,260,500	483,221

12	Off Street Parking					
	2182	The Esplanade	-	0	80,000	80,000
		Off Street Parking Total	-	0	80,000	80,000

14	Parks & Reserves Construction					
	2132	Beecham Road	2,770	2,939	722,000	716,291
	4052	Allen Park	4,339	0	30,100	25,761
	4055	Asquith Park	733	655	22,300	20,912
	4057	Beaton Park	-	3,750	7,800	4,050
	4059	Beatrice Road Reserve	-	9,955	32,700	22,745
	4067	Campsie Park	733	7,690	45,400	36,977
	4071	Charles Ct Reserve	-	0	22,300	22,300
	4078	Daran Park	-	3,750	7,800	4,050
	4080	Directors Gardens	16,569	0	18,000	1,431
	4089	Hamilton Park	-	0	37,100	37,100
	4094	Jones Park	70,001	0	74,300	4,299
	4096	Lawler Park	-	0	26,800	26,800
	4100	Masons Gardens	32,892	0	35,000	2,108
	4101	Melvista Park	2,470	2,181	233,400	228,749
	4105	Mossvale Gardens	733	11,960	72,200	59,507
	4108	Mt Claremont Oval	158,701	0	63,700	(95,001)
	4111	Nedlands Library Surrounds	12,628	0	0	(12,628)
	4115	New Court Gardens	13,394	0	26,100	12,706
	4118	Peace Memorial Rose Garden	22,263	0	0	(22,263)
	4121	Point Resolution Child Centre Surrounds	-	0	0	0
	4131	Street Gardens and Verges	8,827	13,190	60,800	38,783
	4139	Tresillian Community Centre Surrounds	1,032	73	20,100	18,996
	4142	Zamia Park	-	8,755	25,300	16,545
	4169	River Wall Maintenance	104,351	415,430	500,000	(19,782)
		Parks & Reserves Construction Total	452,436	480,328	2,083,200	1,150,436

15	Plant & Equipment					
	4004	Drabble House	-	0	0	0
	7500	Technical Svs - Engineering	14,959	0	43,000	28,041
	7501	Development Svs - Town Planning	31,986	0	32,500	514
	7502	Development Svs - Property Svs	91,806	0	89,500	(2,306)
	7503	Corporate Svs - Corporate Svs	32,712	0	32,500	(212)
	7504	Community Svs - NCC (HACC Funded)	-	102,660	162,500	59,840
	7505	Corporate Svs - Ranger Svs	29,092	0	35,000	5,908
	7507	Development Svs - Sustainable Nedlands	6,920	0	0	(6,920)
	7509	Technical Svs - Parks Svs	17,209	130,159	194,300	46,932
	7510	Governance - Human Resources	29,137	0	31,000	1,863
	7511	Community Svs - Service Centres	65,275	0	65,000	(275)
	7512	Community Svs - Community Development	27,463	0	31,000	3,537
		Plant & Equipment Total	346,558	232,819	716,300	136,923

		February Actual YTD	Committed Balance	June Budget YTD	Budget Available
	6031 IT Project 1	31,000	0	70,000	39,000
	6032 IT Project 2	6,699	11,956	90,000	71,344
	6033 IT Project 3	-	0	10,000	10,000
	ICT Capital Projects Total	37,699	11,956	170,000	120,344
17	Greenway Development				
	2205 Montgomery Ave	-	0	0	0
	4052 Allen Park	-	100	80,000	79,900
	4154 Hollywood Reserve	88,907	0	95,000	6,093
	Greenway Development Total	88,907	100	175,000	85,993
18	Furniture & Fixture				
	4004 Drabble House	8,184	0	0	(8,184)
	4008 Nedlands Library	-	0	9,000	9,000
	4018 Tresillian	6,940	0	6,300	(640)
	4020 Administration Building	1,507	0	0	(1,507)
	7502 Property Services	-	0	0	0
	7504 Community Svs - NCC (HACC Funded)	-	0	4,000	4,000
	7505 Rangers	-	38,195	136,000	97,805
	7508 Corporate Svs - Finance	1,346	0	0	(1,346)
	Furniture & Fixture Total	17,976	38,195	155,300	99,129
City of Nedlands Total		3,290,055	2,679,228	10,124,800	4,155,517

CITY OF NEDLANDS
STATEMENT OF FINANCIAL ACTIVITY
BY DIRECTORATES
FOR THE PERIOD ENDED 29 FEBRUARY 2012


Note	Adopted Budget \$	Revised Budget \$	FEBRUARY YTD Budget \$	FEBRUARY YTD Actual \$	FEBRUARY YTD Variance \$	Variance %
Operating Income						
Governance	5,000	0	2,500	18,354	15,854	634%
Corporate Services	18,428,600	0	17,877,587	18,360,483	482,896	3%
Community Services	1,805,600	0	1,215,304	1,469,580	254,276	21%
Development Services	4,790,100	0	4,351,244	4,385,001	33,757	1%
Technical Services	281,600	0	176,236	157,074	(19,162)	-11%
	25,310,900	0	23,622,871	24,390,492	767,621	
Operating Expense						
Governance	(1,402,400)	0	(965,833)	(982,300)	(16,467)	2%
Corporate Services	(1,520,300)	0	(1,066,635)	(728,032)	338,603	-32%
Community Services	(5,076,100)	0	(3,494,943)	(2,996,976)	497,967	-14%
Development Services	(9,030,400)	0	(6,102,270)	(5,573,277)	528,993	-9%
Technical Services	(10,681,500)	0	(7,193,508)	(6,909,224)	284,284	-4%
	(27,710,700)	0	(18,823,189)	(17,189,809)	1,633,380	
FEBRUARY Budget Balance						
Capital Income						
Grants Capital	2,393,200	0	0	701,994	1,691,206	
Proceeds from Disposal of Assets	286,000	0	0	244,826	41,174	
New Borrowings	2,200,000	0	0	2,200,000	0	
Transfer from Reserve	1,600,000	0	0	0	1,600,000	
	6,479,200	0	0	3,146,820	3,332,380	
Capital Expenditure						
Land & Buildings	(3,260,500)	0	0	(1,263,375)	(1,997,125)	
Plant & Equipment	(720,300)	0	0	(346,558)	(373,742)	
Furniture & Equipment	(321,300)	0	0	(55,676)	(265,624)	
Infrastructure	(5,822,700)	0	0	(1,624,447)	(4,198,253)	
Repayment of Debentures	(917,000)	0	0	(666,837)	(250,163)	
Transfer to Reserves	(800,000)	0	0	(193,902)	(606,098)	
	(11,841,800)	0	0	(4,150,794)	(7,691,006)	
Total Operating and Non-Operating	(7,762,400)	0	4,799,682	6,196,709	(1,957,625)	
Adjustment - Non Cash Items						
Depreciation	5,917,000		3,451,588	3,965,731	1,951,269	
Provisions / Other Accruals	0		0	(5,082)	5,082	
(Profit) on Sale of Assets	(69,000)		0	(24,037)	(44,963)	
Loss on Sale of Assets	30,000		0	5,622	24,378	
ADD - Surplus/(Deficit) 1 July b/f	1,920,900		0	3,256,202	(1,335,302)	
LESS - Surplus/(Deficit) 30 June c/f	36,500		0	13,395,145	(13,358,645)	
	7,762,400	0	3,451,588	(6,196,709)	(2,542,197)	

CITY OF NEDLANDS
NET CURRENT ASSETS
AS AT 29 FEBRUARY 2012

	2011/12 YTD 29 FEBRUARY 11	2011/12 YTD 31 JANUARY 11
Current Assets		
Cash at Bank	2,371,577	1,991,250
Cash Investments	18,501,045	19,516,293
Other Financial Assets	0	0
Debtors - Rates Receivable	1,330,619	2,880,149
Debtors - Other	345,894	263,549
Prepayments	0	0
Stock	15,688	9,827
	22,564,823	24,661,068
Current Liabilities		
Creditors	2,277,117	1,627,381
Payroll Deductions	0	0
Staff Provisions	1,134,830	1,137,783
Accruals and Provisions - General	0	0
Income in Advance	0	0
Borrowings	250,174	306,356
Other	360,322	1,169,036
	4,022,443	4,240,556
Net Current Assets	18,542,380	20,420,512
Less: Restricted Reserves	5,397,408	5,374,329
Add: Loan Repayment	250,174	306,356
	13,395,145	15,352,538

CP19.12	Investment Report – February 2012
----------------	--

Committee	10 April 2012
Council	24 April 2012

Applicant	City of Nedlands
Owner	City of Nedlands
Officer	Vanaja Jayaraman – A/Manager Finance
Director	Rajah Senathirajah – A/Director Corporate & Strategy Service
Director Signature	
File ref.	Fin/071-07
Previous Item No's	Nil
Disclosure of Interest	No officer involved in the preparation of this report had any interest which required it to be declared in accordance with the provisions of the <i>Local Government Act (1995)</i> .

Purpose

In accordance with the Council’s investment Policy, Administration is required to present a summary of investments to Council on a monthly basis.

Recommendation to Committee

Council receives the Investment Report for the period ended 29 February 2012 (refer to attachment).

Strategic Plan

KFA5: Governance
 5.1 – Manage the City’s resources in a sustainable and responsible manner.

This report is in accordance with the Council’s Investment Policy and demonstrates the investment of City’s surplus cash in a sustainable and responsible manner.

Background

Council’s Investment Policy requires a summary of investments to be presented to Council on a monthly basis.

Proposal Detail

Not applicable.

Consultation

Required by legislation: Yes No

Required by City of Nedlands policy: Yes No

Legislation

Not applicable.

Budget/Financial implications

Investment income will be reviewed against progressive budget throughout the year.

Risk Management

The Investment Policy of the City, which is reviewed each year by the Audit and Risk Committee of Council, is structured so as to minimise any risks associated with the City’s cash investments. The officers adhere to this Policy, and continuously monitor market conditions to ensure that the City obtains attractive yields without compromising on risk management.

Discussion

The Investment Summary shows that as at 29 February 2012 the City held the following funds in investments:

Municipal Funds	\$ 13,277,380
Reserve Funds	\$ 5,122,763
Other Restricted Funds	<u>\$ 100,902</u>
Total	<u>\$ 18,501,045</u>

The total interest earned from investments for the first seven months was \$698,303.

Following Council’s decision in March 2012, future investments will be redirected to the ‘big four’ banks as individual Term Deposits mature.

The Investment Portfolio comprises holdings in the following institutions:

Financial Institution	Funds Invested	Interest Rate	Proportion of Portfolio
NAB	\$ 4,712,583	5.10% - 5.99%	25.48%
Suncorp	\$ 1,868,852	5.91% - 6.05%	10.10%
St George	\$ 3,470,924	5.65% - 5.85%	18.76%
Westpac	\$ 4,224,622	5.29% - 6.00%	22.83%
AMP	\$ 314,138	5.35%	1.70%
CBA	\$ 1,883,834	5.26% - 5.45%	10.18%
BankWest	\$ 2,026,092	5.80% - 5.85%	10.95%
Total	\$ 18,501,045		100.00%

Conclusion

The Investment Report is presented to Council.

Attachments

1. Investment Report for the period ended 29 February 2012

**INVESTMENTS REPORT
FOR THE PERIOD ENDED 29 FEBRUARY 2012**


No.	Particulars	Current Interest Rate	Invest. Date	Maturity Date	Investment Period Days	NAB	Suncorp	St George	Westpac	AMP	CBA	BANKWEST	Total	YTD Accum. Interest
						\$	\$	\$	\$	\$	\$	\$	\$	\$
RESTRICTED FUNDS														
4	Trust - Adelma	5.58%	01-Jan-12	01-Jul-12	182				\$100,901.97				\$100,901.97	\$3,932.32
	TOTAL RESTRICTED FUNDS					\$0.00	\$0.00	\$0.00	\$100,901.97	\$0.00	\$0.00	\$0.00	\$100,901.97	\$3,932.32
RESERVE INVESTMENTS														
10	City Development - Western Zone	5.93%	20-Dec-11	18-Apr-12	120		\$327,009.11						\$327,009.11	\$12,569.24
16	Services General (a)	5.35%	29-Mar-10	On-call	On-call					\$297,638.87			\$297,638.87	\$11,907.97
26	North Street Reserve	5.65%	30-Nov-11	30-Apr-12	152			\$1,053,795.67					\$1,053,795.67	\$39,402.24
41	Swanbourne Reserve	5.99%	30-Dec-11	30-Apr-12	122	\$104,533.93							\$104,533.93	\$4,127.02
42	City Building Reserve	5.93%	20-Dec-11	18-Apr-12	120		\$532,887.96						\$532,887.96	\$20,482.62
52	Plant Replacement Reserve	5.85%	06-Jan-12	05-Jul-12	181			\$215,634.95					\$215,634.95	\$8,147.06
53	City Development Reserve	5.85%	06-Jan-12	05-Jul-12	181			\$1,134,335.28					\$1,134,335.28	\$42,857.10
55	Insurance Reserve	5.85%	06-Jan-12	05-Jul-12	181			\$50,760.91					\$50,760.91	\$1,917.84
57	Welfare NCC Reserve	5.99%	28-Dec-11	30-Apr-12	124	\$137,382.16							\$137,382.16	\$5,423.05
58	Waste Management	5.99%	28-Dec-11	30-Apr-12	124	\$137,384.80							\$137,384.80	\$5,422.36
60	Welfare	5.89%	30-Dec-11	30-Apr-12	122	\$247,873.64							\$247,873.64	\$9,786.11
78	Services General (b)	5.45%	19-Dec-11	19-Mar-12	91						\$883,545.43		\$883,545.43	\$31,859.17
	TOTAL RESERVE INVESTMENTS					\$627,154.53	\$859,897.07	\$2,454,626.81	\$0.00	\$297,638.87	\$883,545.43	\$0.00	\$5,122,762.71	\$193,901.80
MUNICIPAL INVESTMENTS														
44	***Account Closed on 27/09/11***													
61	Municipal Investment #61 - AMP	5.35%	17-Mar-10	On-Call	On-call					\$16,499.70			\$16,499.70	\$660.12
62	***Account Closed on 17/10/11***													
65	Municipal Investment #65 - Westpac	5.35%	22-Jan-12	22-Mar-12	60				\$527,897.04		\$0.00		\$527,897.04	\$19,900.92
69	Municipal Investment #69 - NAB	5.76%	08-Aug-11	08-Feb-12	184	\$0.00							\$0.00	\$19,457.22
73	Municipal Investment #73 - Westpac	5.29%	26-Jan-12	26-Mar-12	60				\$547,286.97				\$547,286.97	\$21,166.73
76	Municipal Investment #76 - Westpac	5.80%	18-Jan-12	18-May-12	121				\$1,016,489.18				\$1,016,489.18	\$40,162.13
77	***Account Closed on 17/10/11***													
79	Municipal Investment #79 - Bankwest	5.80%	11-Oct-11	12-Apr-12	184						\$0.00		\$0.00	\$17,145.20
80	***Account Closed on 30/01/11***													
81	Municipal Investment #81 - Westpac	5.85%	30-Oct-11	30-Apr-12	183	\$0.00					\$1,022,405.48		\$1,022,405.48	\$34,734.25
82	***Account Closed on 10/01/12***													
83	Municipal Investment #83 - NAB	5.83%	09-Nov-11	09-May-12	182	\$1,032,120.25							\$1,032,120.25	\$32,120.25
84	Municipal Investment #84 - ST George	5.70%	16-Nov-11	16-Apr-12	152			\$1,016,397.26					\$1,016,397.26	\$31,117.26
85	***Account Closed on 17/10/11***													
86	Municipal Investment #86 - Bankwest	5.85%	06-Feb-12	07-May-12	91						\$0.00		\$0.00	\$9,631.69
87	***Account Closed on 18/11/11***													
88	Municipal Investment #88 - NAB	5.64%	14-Feb-12	14-May-12	90	\$501,158.90			\$0.00				\$501,158.90	\$14,795.62
89	Municipal Investment #89 - CBA	5.26%	27-Feb-12	28-Mar-12	30						\$1,000,288.22		\$1,000,288.22	\$29,342.47
90	Municipal Investment #90 - Suncorp	5.91%	19-Jan-12	18-Apr-12	90		\$503,319.32						\$503,319.32	\$17,768.64
91	***Account Closed on 16/12/11***													
92	Municipal Investment #92 - Westpac	6.00%	15-Dec-11	15-Mar-12	91				\$1,012,493.15		\$0.00		\$1,012,493.15	\$9,578.00
93	Municipal Investment #93 - NAB	5.93%	16-Dec-11	16-May-12	182	\$1,012,184.93							\$1,012,184.93	\$12,493.15
94	Municipal Investment #94 - NAB	5.98%	11-Jan-12	11-May-12	121	\$504,013.97							\$504,013.97	\$12,184.93
95	Municipal Investment #95 - Suncorp	8.05%	23-Dec-11	22-Mar-12	90		\$505,635.62						\$505,635.62	\$5,635.62
96	Municipal Investment #96 - NAB	5.80%	31-Jan-12	31-May-12	121	\$502,383.56							\$502,383.56	\$2,383.56
97	Municipal Investment #97 - NAB	5.10%	31-Jan-12	31-Mar-12	60	\$533,566.99							\$533,566.99	\$2,227.26
	TOTAL					\$4,712,583.15	\$1,868,852.00	\$3,470,924.07	\$4,224,621.73	\$314,138.57	\$1,883,833.65	\$2,026,091.78	\$18,501,044.95	\$698,303.44

Current Proportion of Portfolio

25.47%	10.10%	18.76%	22.83%	1.70%	10.18%	10.95%
--------	--------	--------	--------	-------	--------	--------

CP20.12	List of Accounts Paid – February 2012
----------------	--

Committee	10 April 2012
Council	24 April 2012

Applicant	City of Nedlands
Owner	City of Nedlands
Officer	Vanaja Jayaraman – A/Manager Finance
Director	Rajah Senathirajah – A/Director Corporate & Strategy Service
Director Signature	
File ref.	Fin/072-17
Previous Item No's	Nil
Disclosure of Interest	No officer involved in the preparation of this report had any interest which required it to be declared in accordance with the provisions of the <i>Local Government Act (1995)</i> .

Purpose

In accordance with Regulation 13 of the Local Government (Financial Management) Regulations 1996 Administration is required to present the List of Accounts Paid for the month to Council.

Recommendation to Committee

Council receives the List of Accounts Paid for the month of February 2012. (Refer to Attachment)

Strategic Plan

KFA 5: Governance

5.6 - Ensure compliance with statutory requirements and guidelines.

This report will ensure the City meets its statutory requirements.

Background

Regulation 13 of the Local Government (Financial Management) Regulations 1996 requires a list of accounts paid to be prepared each month showing each account paid since the last list was prepared:

- a) the payee's name;
- b) the amount of the payment;
- c) the date of the payment; and
- d) sufficient information to identify the transaction.

The list is to be presented to the Council at the next ordinary meeting of the Council after the list is prepared and recorded in the Minutes of that meeting.

Proposal Detail

Not applicable.

Consultation

Required by legislation: Yes No

Required by City of Nedlands policy: Yes No

Legislation

This report meets the requirements of *Regulation 13 of the Local Government (Financial Management) Regulations 1996*.

Budget/Financial implications

Not applicable.

Risk Management

The Accounts Payable procedures ensure that no fraudulent payments are made by the City, and these procedures are strictly adhered to by the officers. These include the final vetting of approved invoices by the Finance Manager and the Director of Corporate Services (or designated alternative officers).

Discussion

The list of accounts for February 2012 has been prepared in accordance with Regulation 13 of the Local Government (Financial Management) Regulations 1996 and is now presented to Council.

Conclusion

The list of accounts paid for the month of February 2012 complies with the relevant legislation and can be received by Council.

Attachments

1. List of Accounts Paid – February 2012



CITY OF NEDLANDS

All Payments 1/02/2012 to 29/02/2012

Database: LIVE

Page: 1

<u>Chq/Ref</u>	<u>Pavee</u>	<u>Date</u>	<u>Amount</u>	<u>Tran</u>	<u>Description</u>	<u>Amount</u>
NAB - Municipal Account						
CHEQUE						
57168	AUSTRALIAN SUPER - WESTSCHEME DIVIS	03/02/2012	-805.85	INV	WESTSCHEME 62022322	805.85
57169	BAY ROAD PANTRY	03/02/2012	-215.00	INV	TO 28/11/11 COMMISSION-TENNIS CRT COLLEGE PK	215.00
57170	CHILD SUPPORT REGISTRAR	03/02/2012	-535.11	INV	PAYROLL DEDUCTION	535.11
57171	CITY OF NEDLANDS PETTY CASH	03/02/2012	-341.60	INV	RECOUP PETTY CASH W/E 3/2/12 NVS	116.00
				INV	RECOUP PETTY CASH W/E 3/2/12 PROCC	225.60
57172	CITY OF NEDLANDS SOCIAL CLUB	03/02/2012	-208.00	INV	PAYROLL DEDUCTION	208.00
57173	CITY OF STIRLING	03/02/2012	-17,829.12	INV	CONTRIBUTION-LONG SVCE LEAVE-G EVES	17,829.12
57174	COV PARTS PTY LTD	03/02/2012	-571.29	INV	WASHER SOLUTION & GLOBES	290.27
				INV	3X ELEMENT A/C1, 6X OIL FILTERS	184.86
				INV	3X ELEMENT A/C1	96.16
57175	EFFICIENT PRINT	03/02/2012	-226.00	INV	10 BOOKS 50 A5 INFRINGEMENT NOTICES	226.00
57176	MR I HAMILTON	03/02/2012	-88.00	INV	REIMBURSE INTERNET 7/12/11-6/1/12	88.00
57177	COUNCILLOR B HASSELL	03/02/2012	-732.08	INV	COUNCILLORS ALLOWANCE FEB 2012	732.08
57178	COUNCILLOR B G HODSDON	03/02/2012	-732.08	INV	COUNCILLORS ALLOWANCE FEB 2012	732.08
57179	LOCAL SUPER	03/02/2012	-3,580.96	INV	ADMINISTRATION - ADMINISTRATIO - 60-12-14-16-60	2,143.54
				INV	LOCAL SUPER (SALARY SACRIFICE) - 69-12-14-16-69	1,437.42
57180	MLC NOMINEES PTY LIMITED	03/02/2012	-571.15	INV	MLC NOMINEES - 11657527	571.15
57181	MTAA SUPERANNUATION FUND	03/02/2012	-399.39	INV	MTAA SUPERANNUATION FUND 6790167	399.39
57182	PBTL-LIFETIME SUPERANNUATION FUND	03/02/2012	-182.22	INV	PBTL - LIFETIME SUPERANNUATION - 585823LS01	182.22
57183	E POGSON	03/02/2012	-85.37	INV	NOV/DEC 11COMMISSION-HWD TENNIS CRT BOOKINGS	85.37
57184	RETAIL EMPLOYEES SUPERANNUATION FUN	03/02/2012	-528.57	INV	RETAIL EMPLOYEES SUPERANNUATION - 131683583	528.57
57185	J R STEWART	03/02/2012	-170.62	INV	11/11 COMMISSION-LAWLER PK TENNIS BOOKINGS	170.62
57186	TELSTRA CORPORATION LTD	03/02/2012	-7,659.39	INV	TO 9/02/12 DATA CHG-INTERNET ACCESS SVCE	7,659.39
57187	TREE PLANTING & WATERING	03/02/2012	-580.80	INV	24/12/11 HIRE WATER TRUCK	580.80



CITY OF NEDLANDS

All Payments 1/02/2012 to 29/02/2012

Database: LIVE

Page: 2

Chq/Ref	Pavee	Date	Amount	Tran	Description	Amount
57188	UNISUPER LIMITED	03/02/2012	-592.74	INV	UNISUPER FUND - 12632606	592.74
57189	WALGS PLAN	03/02/2012	-137,483.05	INV	SUPERANNUATION-PAYROLL DEDUCTIONS	65,111.07
				INV	SUPERANNUATION-PAYROLL DEDUCTIONS	72,371.98
57190	A MCAULIFFE	03/02/2012	-1,500.00	RFND	FOOTPATH REFUND - 34 MOORO DRIVE	1,500.00
57191	MR B L PAYNE	03/02/2012	-1,500.00	RFND	FOOTPATH REFUND - 13 MARITA RD	1,500.00
57192	G Y LIN	03/02/2012	-1,500.00	RFND	FOOTPATH REFUND - 51 LOUISE STREET	1,500.00
57193	PRESTIGE ROOFING PTY LTD	03/02/2012	-1,500.00	RFND	FOOTPATH REFUND - 32 STRICKLAND ST	1,500.00
57194	A1 POOLS	10/02/2012	-1,500.00	fund	FOOTPATH REFUND - 36 PHILIP RD	1,500.00
57195	APG HOMES	10/02/2012	-928.89	INV	REFUND 50% BA LIC - 10 COLIN ST DALK	928.89
57196	JUDITH BROWN	10/02/2012	-1,350.00	INV	TERM 1 2012 TUTOR FEES	1,350.00
57197	WENDY BROWN	10/02/2012	-250.00	INV	LIBRARY BENCHMARKING PROJ DEC 2011	250.00
57198	CITY OF NEDLANDS PETTY CASH	10/02/2012	-621.00	INV	RECOUP PETTY CASH W/E 10/2/12 ADMIN	415.45
				INV	RECOUP PETTY CASH W/E 10/2/12 NCC	205.55
57199	COMMISSIONER OF STATE REVENUE	10/02/2012	-108.98	INV	REFUND REBATE-CHNG OF VALUATION-146274	108.98
57200	CONSTRUCTION TRAINING FUND	10/02/2012	-6,505.24	INV	JAN 2012 RECONCILIATION & RETURN	6,505.24
57201	EFFICIENT PRINT	10/02/2012	-455.00	INV	20BKS 50X A4 POOL INSPECTION REPORTS	455.00
57202	SLADANA KNEZEVIC	10/02/2012	-720.00	INV	TERM 1 2012 TUTOR FEES	720.00
57203	PARKER BLACK & FORREST PTY LTD	10/02/2012	-284.90	INV	MORTICE LOCK - JOJO'S PUBLIC TOILETS	284.90
57204	SYNERGY	10/02/2012	-1,738.00	INV	28/12/11-27/1/12 AUXILLARY LIGHTING	1,343.80
				INV	ELECTRICITY 14/12/11-16/1/12 FORESHORE 3	368.10
				INV	28/12/11-27/1/12 IRRIGATION CNTRL	26.10
57205	TELSTRA CORPORATION LTD	10/02/2012	-158.95	INV	MTC LIB BROADBAND 17/1/12-16/02/12	158.95
57206	TESTEL AUSTRALIA PTY LTD	10/02/2012	-3,398.23	INV	ELECT SAFETY INSPECTION & TEST-TRESILLIAN	299.97
				INV	TEST/INSPECT ELECTRICAL EQUIPMENT NCC	299.97
				INV	ELECT SAFETY INSPECTION & TEST-ADMIN	976.14
				INV	ELECT SAFETY INSPECTION & TEST-DEPOT	965.25
				INV	ELECT SAFETY INSPECTION & TESTING-N/LIB	520.85
				INV	ELECT SAFETY INSPECTION & TEST-MTC LIB	238.04
				INV	ELECT SAFETY INSPECTION & TEST-PROCC	98.01
57207	F PERRELLA	13/02/2012	-194.00	RFND	REFUND HALL & KEY BOND TUART ROOM	194.00



CITY OF NEDLANDS

All Payments 1/02/2012 to 29/02/2012

Database: LIVE

Page: 3

Chq/Ref	Pavee	Date	Amount	Tran	Description	Amount
57208	BARBARA ROGERS 39 SHIRALEE BEND	13/02/2012	-150.00	INV	RPLC CHQ 57136-MTC C/CNTR BOND REFUND	150.00
57209	MRS M LEHMAN	13/02/2012	-1,500.00	RFND	FOOTPATH REFUND - 24 BEDFORD ST	1,500.00
57210	GILLON & ASSOCIATES	13/02/2012	-1,500.00			
57211	MR S G MCLEAY	13/02/2012	-1,500.00	RFND	FOOTPATH REFUND - 21 BROOME ST	1,500.00
57212	MR V GULLOTTI	13/02/2012	-1,500.00	RFND	FOOTPATH REFUND - 67 WATKINS RD	1,500.00
57213	ADELENA TOH 90 ADELMA ROAD	13/02/2012	-6.00	INV	PARTIAL REFUND-ID 2884 TAG 130167	6.00
57214	ELLIE STEINHARDT 24 OLD JACARANDA W	13/02/2012	-135.90	INV	TERM 1 2012 COURSE REFUND	135.90
57215	DA & LE ROBINSON 13 COLLEGE ROAD	13/02/2012	-77.00	INV	REIMBURSE VOLUNTEER EXPENSES	77.00
57216	JILLIAN BRIGGS 37 MERIWA STREET	13/02/2012	-250.00	INV	2010/2011 SPONSORSHIP OF YOUTH INITIATIVES	250.00
57217	CITY OF NEDLANDS PETTY CASH	20/02/2012	-834.50	INV	RECOUP PETTY CASH W/E 17/2/12 NCC	337.05
				INV	RECOUP PETTY CASH W/E 17/2/12 ADMIN	497.45
57218	CITY OF STIRLING	20/02/2012	-1,383.90	INV	659X DELIVERED MEAL SUBSIDIES NOV 2011	1,383.90
57219	COV PARTS PTY LTD	20/02/2012	-158.09	INV	6EA ENGINE ENAMEL 330G-WHITE & BLUE,FAN BELTS	158.09
57220	MR A FAN	20/02/2012	-400.00	INV	TERM 1 2012 SCHL HOL TUTOR FEES	400.00
57221	FINES ENFORCEMENT REGISTRY	20/02/2012	-3,225.00	INV	LODGEMENT OF UNPAID INFRINGEMENTS	3,225.00
57222	TELSTRA CORPORATION LTD	20/02/2012	-2,145.17	INV	JAN 2012 MOBILE PHONE CHARGES	2,145.17
57223	TREE PLANTING & WATERING	20/02/2012	-871.20	INV	7 & 21/1/12 HIRE WATER TRUCK	871.20
57224	WA CONTROLLED DEMOLITION & CIVIL PO	20/02/2012	-50.00	INV	REFUND DEMO LIC RE LOT 9075 QEII VERDUN ST	50.00
57225	MR S G MCLEAY	20/02/2012	-1,500.00	RFND	FOOTPATH REFUND - 21 BROOME ST	1,500.00
57226	MRS J L MEADOWS	20/02/2012	-1,500.00	RFND	FOOTPATH REFUND - 6 WELD ST	1,500.00
57227	E P MANGANO	20/02/2012	-1,067.32	RFND	OVERPAYMENT REFUND	1,067.32
57228	DAWN EXPRESS PARTITIONING AND	20/02/2012	-1,500.00	RFND	FOOTPATH REFUND - 18 WAVELL RD DALKEITH	1,500.00
57229	GREAT AUSSIE PATIOS	20/02/2012	-1,500.00	RFND	FOOTPATH REFUND - 71 ST JOHN'S WOOD BLD	1,500.00
57230	B J ARTHURSON	20/02/2012	-1,500.00	RFND	FOOTPATH REFUND - 8A ZAMIA ST MT CLARE	1,500.00
57231	WEBB & BROWN NEAVES	20/02/2012	-1,500.00	RFND	FOOTPATH REFUND - 22 NEVILLE RD DALKEITH	1,500.00
57232	CAROL WARD 78 BYFORD MEADOWS DRIVE	20/02/2012	-108.72	INV	COURSE REFUND TERM 1 2012	108.72



CITY OF NEDLANDS

All Payments 1/02/2012 to 29/02/2012

Database: LIVE

Page: 4

Chq/Ref	Pavee	Date	Amount	Tran	Description	Amount
57233	CAROLINE WITTING 267 MARMION STREET	20/02/2012	-120.80	INV	COURSE REFUND TERM 1 2012	120.80
57234	ANDREA NIBLETT 162 ALFRED ROAD	20/02/2012	-35.10	INV	COURSE REFUND TERM 1 2012	35.10
57235	C MAINE 23A VIEW STREET	20/02/2012	-120.80	INV	COURSE REFUND TERM 1 2012	120.80
57236	RICHENDA GOLDFINCH BOX 102	20/02/2012	-30.00	INV	2 COPIES-BIG RED	30.00
57237	DREAMFIT FOUNDATION PTY LTD PO BOX	20/02/2012	-440.00	INV	DARREN LOMMAN-SPEAKER 14/3/11	440.00
57238	ANDREW DICKSON 48 ST ANDREWS WAY	20/02/2012	-140.00	INV	PESTICIDE TECHNICIAN LICENCE-REIMBURSEMENT	140.00
57239	CHILD SUPPORT REGISTRAR	28/02/2012	-535.11	INV	PAYROLL DEDUCTION	535.11
57240	CITY OF MELVILLE	28/02/2012	-2,159.12	INV	LONG SERVICE LEAVE REIMBURSEMENT-J VISIC	2,159.12
57241	CITY OF NEDLANDS PETTY CASH	28/02/2012	-1,599.45	INV	RECOUP PETTY CASH W/E 2/3/12 NCC	460.20
				INV	RECOUP PETTY CASH W/E 2/3/12 N/LIB	475.80
				INV	RECOUP PETTY CASH W/E 2/3/12 ADMIN	332.20
				INV	RECOUP PETTY CASH W/E 3/3/12 TRESILLIAN	331.25
57242	CITY OF STIRLING	28/02/2012	-2,308.60	INV	100X DELIVERED MEALS FOR DRC DEC 2011	700.00
				INV	766X DELIVERED MEAL SUBSIDIES DEC 2011	1,608.60
57243	COV PARTS PTY LTD	28/02/2012	-154.81	INV	10EA MAI4HDP & MA14HDN BATT TERM W/NUT	154.81
57244	MS H J DEAN	28/02/2012	-720.00	INV	TERM 1 2012 TUTOR FEES	720.00
57245	ALISA EVANS	28/02/2012	-760.00	INV	TERM 1 2012 TUTOR FEES	760.00
57246	MRS B L HUNT	28/02/2012	-1,920.00	INV	TERM 1 2012 TUTOR FEES	1,920.00
57247	JODY PEARL LANGE	28/02/2012	-2,160.00	INV	TERM 1 2012 TUTOR FEES	2,160.00
57248	LOCAL SUPER	28/02/2012	-1,437.40	INV	LOCAL SUPER (SALARY SACRIFICE) - 69-12-17-18-69	1,437.40
57249	NAPOLEON STREET NEWSAGENCY	28/02/2012	-1,083.47	INV	DEC 2011 MTC LIBRARY MAGAZINES	169.54
				INV	DEC 2011 NED LIBRARY MAGAZINES	381.20
				INV	JAN 2012 NED LIBRARY MAGAZINES	383.69
				INV	JAN 2012 MTC LIBRARY MAGAZINES	149.04
57250	SPEARWOOD DRAINAGE CO	28/02/2012	-41,937.51	INV	DRAINAGE CONSTRUCTION-ARCHDEACON	41,937.51
57251	***** CANCELLED *****	28/02/2012	0.00			
57252	SYNERGY	28/02/2012	-10,022.25	INV	ELECTRICITY 8/12/11-9/2/12 ROSE GDNS	684.30
				INV	ELECTRICITY 8/12/11-8/2/12 BEATRICE RD RSV	123.40



CITY OF NEDLANDS

All Payments 1/02/2012 to 29/02/2012

Database: LIVE

Page: 5

<u>Chq/Ref</u>	<u>Pavee</u>	<u>Date</u>	<u>Amount</u>	<u>Tran</u>	<u>Description</u>	<u>Amount</u>
				INV	ELECTRICITY 6/12/11-7/2/12 NED FORESHORE 2	545.75
				INV	ELECTRICITY 7/12/11-8/2/12 SHIRLEY FYFE RSV	24.40
				INV	ELECTRICITY 8/12/11-8/2/12 MEM LIGHT WARATAH	115.65
				INV	ELECTRICITY 9/12/11-7/2/12 CHARLES CRT RSV	25.50
				INV	ELECTRICITY 6/12/11-7/2/12 BEATON PK	745.40
				INV	ELECTRICITY 7/12/11-8/2/12 CURLEW RD SUMP	24.40
				INV	ELECTRICITY 3/12/11-6/2/12 HWD RSV PUMP	66.20
				INV	ELECTRICITY 2/12/11-3/2/12 CAMPSIE PK	24.65
				INV	ELECTRICITY 2/12/11-3/2/12 LEURA RSV	24.40
				INV	ELECTRICITY 3/12/11-6/2/12 KARELLA PK	72.95
				INV	ELECTRICITY 2/12/11-3/2/12 DOT BENNETT PK	325.30
				INV	ELECTRICITY 2/12/11-3/2/12 15 HAMPDEN	36.40
				INV	ELECTRICITY 7/12/11-8/2/12 TRESILLIAN	1,032.05
				INV	ELECTRICITY 3/12/11-8/2/12 ADMIN COTTAGE	606.20
				INV	ELECTRICITY 7/12/11-8/2/12 NED LIB	200.40
				INV	ELECTRICITY 7/12/11-8/2/12 NED LIB	51.90
				INV	ELECTRICITY 7/12/11-9/2/12 BISHOP RD RSV	280.50
				INV	ELECTRICITY 8/12/11-9/2/12 BEATRICE RD	497.95
				INV	ELECTRICITY 7/12/11-9/2/12 MASONS GDNS	862.30
				INV	ELECTRICITY 8/12/11-9/2/12 33 GENESTA	83.45
				INV	ELECTRICITY 6/12/11-7/2/12 CHARLES CRT RSV	816.35
				INV	ELECTRICITY 7/12/11-9/2/12 GRANBY CRS RSV	25.00
				INV	ELECTRICITY 7/12/11-9/2/12 GENESTA CRES	160.95
				INV	ELECTRICITY 7/12/11-8/2/12 BROCKMAN RSV PMP	255.95
				INV	ELECT 12/8/11-7/2/12 CHARLES CRT RSV BOLLARD	194.45
				INV	ELECTRICITY 7/12/11-9/2/12 NCC	2,116.10
57253	TELSTRA CORPORATION LTD	28/02/2012	-10,416.21	INV	TO 9/03/12 DATA CHG-INTERNET ACCESS SVCE	10,416.21
57254	WALGS PLAN	28/02/2012	-93,923.54	INV	SUPERANNUATION - PAYROLL DEDUCTIONS	43,403.52
				INV	SUPERANNUATION - PAYROLL DEDUCTIONS	50,520.02
57255	JULIA KAY WALLIS	28/02/2012	-485.00	INV	ORAL HISTORY INTERVIEW-RODNEY V BANNISTER	485.00
57256	ZORZI BUILDERS PTY LTD	28/02/2012	-1,500.00	fund	47 ESPLANADE NEDLANDS - FOOTPATH REFUND	1,500.00
57257	LLOYD EVENTS	28/02/2012	-2,719.00	RFND	BOND REFUND D/DUCTED \$281 FOR DAMAGE	2,719.00
57258	R & S GILLON 19 VIKING ROAD	28/02/2012	-1,500.00	INV	RPLC CHQ 57210-F/PATH REFUND-19 VIKING RD	1,500.00



CITY OF NEDLANDS

All Payments 1/02/2012 to 29/02/2012

Database: LIVE

Page: 6

Chq/Ref	Pavee	Date	Amount	Tran	Description	Amount
57259	J FENG	28/02/2012	-194.00	RFND	KEY & HALL BOND FOR DRABBLE HOUSE	194.00
57260	MR S PETTEMERIDES	28/02/2012	-1,500.00	RFND	24 STANLEY ST - FOOTPATH REFUND	1,500.00
57261	MR S I TANG S TANG	28/02/2012	-1,500.00	RFND	13 HAMPDEN RD - FOOTPATH REFUND	1,500.00
57262	A S & B J ARTHURSON 8A ZAMIA STREET	28/02/2012	-425.00	INV	COUNCIL CONTRIBUTION-CROSSOVER 8A ZAMIA ST	425.00
57263	MR N MCLERNON 30 BULIMBA ROAD	28/02/2012	-13.00	INV	REFUND-LOST ITEM RETURNED	13.00
57264	STEPHANIE APPLGATE C/- 35 DRAKE WA	28/02/2012	-338.00	INV	RPLC CHQ 57153-REFUND-BISHOP RD RSV	338.00
57265	DONNA TONKINSON 54 WATKINS ROAD	28/02/2012	-30.00	INV	REFUND-LOST BOOK RETURNED	30.00
57266	A INO-MEGGS 1 KINROSS CRESCENT	28/02/2012	-74.74	INV	COURSE REFUND TERM 1 2012	74.74
57267	FINES ENFORCEMENT REGISTRY	29/02/2012	-3,182.00	INV	LODGEMENT OF UNPAID INFRINGEMENTS	3,182.00
57268	AUSTRALIAN SUPER - WESTSCHEME DIVIS	29/02/2012	-578.74	INV	WESTSCHEME - 68-12-17-18-68	578.74
57269	BARNETT BUILDING CO	29/02/2012	-14,740.00	INV	SUP/INSTALL NEW KITCHEN-PROCC	14,740.00
57270	CHILD SUPPORT REGISTRAR	29/02/2012	-535.11	INV	PAYROLL DEDUCTION	535.11
57271	CITY OF NEDLANDS SOCIAL CLUB	29/02/2012	-416.00	INV INV	PAYROLL DEDUCTION PAYROLL DEDUCTION	208.00 208.00
57272	CONSPAR	29/02/2012	-22,008.25	INV	CONCRETE RPRS & WATERPROOFING-PROCC	22,008.25
57273	G M S SECURITY (WA) PTY LTD	29/02/2012	-20,056.00	INV	INSTALLATION & UPGRADE SECURITY SYSTEM	20,056.00
57274	HESTA SUPER FUND	29/02/2012	-245.59	INV	HESTA SUPER FUND - PROCC - 71-12-17-18-71	245.59
57275	MLC NOMINEES PTY LIMITED	29/02/2012	-342.69	INV	MLC NOMINEES - 65-12-17-18-65	342.69
57276	MTAA SUPERANNUATION FUND	29/02/2012	-264.01	INV	MTAA SUPERANNUATION FUND - 66-12-17-18-66	264.01
57277	PBTL-LIFETIME SUPERANNUATION FUND	29/02/2012	-232.84	INV	PBTL - LIFETIME SUPERANNUATION - 62-12-17-18-62	232.84
57278	RETAIL EMPLOYEES SUPERANNUATION FUN	29/02/2012	-352.38	INV	RETAIL EMPLOYEES SUPERANNUATION - 63-12-17-18-63	352.38
57279	SUNSUPER SUPERANNUATION FUND	29/02/2012	-228.46	INV	SUNSUPER SUPERANNUATION - PROC - 70-12-17-18-70	228.46
57280	SYNERGY	29/02/2012	-187.65	INV	ELECTRICITY11/11/11-12/1/12 MTC CHNG RMS	187.65
57281	UNISUPER LIMITED	29/02/2012	-395.16	INV	UNISUPER FUND - 67-12-17-18-67	395.16



CITY OF NEDLANDS

All Payments 1/02/2012 to 29/02/2012

Database: LIVE

Page: 7

Chq/Ref	Pavee	Date	Amount	Tran	Description	Amount
Total CHEQUE			-470,262.17			
EFT						
PY01-17	NAB - MUNICIPAL ACCOUNT	14/02/2012	-243,816.78			
PY01-18	NAB - MUNICIPAL ACCOUNT	28/02/2012	-248,054.72			
521	EFT TRANSFER: - 03/02/2012	03/02/2012	-206,838.88			
				521.10731	Green Skills (Eco Jobs)	
				INV	7-20/12/11 CASUAL STAFF-BUSHCARE WORK	6,470.82
				521.10859	CSP Industries Pty Ltd	
				INV	2STROKE OIL; CHAINSAW PART	386.00
				INV	DRILL	798.00
				521.11421	COOL CLEAR WATER GROUP LTD	
				INV	JAN 12 WATER (FILTERED) SVCES	498.30
				521.11634	Councillor N Horley	
				INV	COUNCILLORS ALLOWANCE FEB 2012	732.08
				521.11760	FORCORP PTY LTD	
				INV	LED MINIBAR; ABMER LED LIGHT	1,050.50
				521.11804	West Australian Local Government Assoc	
				INV	AD 3/12/11 POST-MAGICAL XMAS LIGHTS TOUR	421.63
				521.11975	JLR PUMPS	
				INV	SUB WATER METERS D CRUICKSHANK & HWD	5,302.00
				521.12118	Councillor I Argyle	
				INV	COUNCILLORS ALLOWANCE FEB 2012	732.08
				521.12212	PROTECTION 1 PTY LTD	
				INV	10/11/11 CALL OUT-RE-PROG ALARM SYSTEM	165.00
				521.12292	CHARLES & VERONICA SOTO	
				INV	AUG 2011CATERING- VOLUNTEERS	162.40
				INV	OCT 2011CATERING- VOLUNTEERS	80.10
				INV	SEP 2011CATERING- VOLUNTEERS	93.50
				INV	NOV 2011CATERING- VOLUNTEERS	151.40
				INV	DEC 2011CATERING- VOLUNTEERS	54.80
				521.12362	VEHEQUIP	
				INV	HANDS FREE PHONE KIT	570.90
				INV	HANDS FREE PHONE KIT	526.90
				INV	2X NOKIA MOBILE PHONES	550.00
				INV	HANDS FREE PHONE KIT	603.90
				521.12544	Councillor T P James	
				INV	COUNCILLORS ALLOWANCE FEB 2012	732.08



CITY OF NEDLANDS

All Payments 1/02/2012 to 29/02/2012

Database: LIVE

Page: 8

<u>Chq/Ref</u>	<u>Pavee</u>	<u>Date</u>	<u>Amount</u>	<u>Tran</u>	<u>Description</u>	<u>Amount</u>
			521.12644		Insight CCS	
				INV	DEC 11 CONTRACT CA0126 A/HRS CALL SVCE	398.09
			521.12753		Urban Development Institute of Aust	
				INV	4X REG TO HOT TOPICS B/FAST 9/2/12	320.00
			521.12777		PERTH IRRIGATION CENTRE	
				INV	IRRIGATION FITTINGS	56.25
				INV	IRRIGATION FITTINGS	100.79
				INV	IRRIGATION FITTINGS	387.32
				INV	IRRIGATION FITTINGS	137.86
			521.12918		GLG GreenLife Group Pty Ltd	
				INV	SWANB ESTATE GDN MAINT	4,713.50
			521.12985		Mr R M Hipkins	
				INV	MAYORAL ALLOWANCE FEB 2012	4,725.00
			521.13010		Quick Colourprint	
				INV	NAME BADGE SOPHIE (LIBRARY)	19.95
				INV	500 BUSINESS CARDS, NAME BADGE- J MOORE	116.95
			521.13305		Councillor K E Collins	
				INV	COUNCILLORS ALLOWANCE FEB 2012	1,584.16
			521.13306		Mr R M Binks	
				INV	COUNCILLORS ALLOWANCE FEB 2012	732.08
			521.13307		M L Somerville-Brown	
				INV	COUNCILLORS ALLOWANCE FEB 2012	732.08
			521.13369		DATA#3 LIMITED	
				INV	CAMERA BAG	22.00
			521.13381		Carrington's Traffic Services	
				INV	TRAFFIC CONTROL-UNDERWOOD AVE	1,581.25
			521.13394		Jacobsen Superannuation Fund	
				INV	Jacobsen Superannuation Fund - 61-12-14-16-61	115.41
			521.13412		QUICK CORPORATE AUSTRALIA	
				INV	STATIONERY - NCC	268.19
				INV	8PK SCHWEPPES LEMONDAE 300M, 1PK POST IT NOTE	77.45
				INV	2X DYMO LABEL-APPOINTMENT & NAME BADGE	54.58
				INV	STATIONERY	208.65
				INV	1BX LEMONADE CAN 24X375ML	14.25
				INV	STATIONERY - NCC	476.36
				INV	STATIONERY - NCC	51.34
				INV	STATIONERY & REFRESHMENTS	76.34
				INV	6BX FILE TABS TWINLOCK TOPFILE (50)	62.34



CITY OF NEDLANDS

All Payments 1/02/2012 to 29/02/2012

Database: LIVE

Page: 9

<u>Chq/Ref</u>	<u>Pavee</u>	<u>Date</u>	<u>Amount</u>	<u>Tran</u>	<u>Description</u>	<u>Amount</u>
				INV	STATIONERY & REFRESHMENTS	349.23
				INV	STATIONERY-DEV SVCES	374.84
				INV	STATIONERY - PLANNING	119.10
				521.13508	Jude Ewen	
				INV	JAN 2012 (SCHL HOL) TUTOR FEE	1,080.00
				521.13592	Curtis Bersan	
				INV	19/11/11-1/2/12 COMMISSION-MTC TENNIS CRT	15.44
				521.13603	Scout Association of Australia WA	
				INV	MOBILE CLIMBING WALL HIRE	763.00
				521.13713	Kinetic Health Group Pty Ltd	
				INV	CANCELLATION FEE-3/11/11 D ARTHURSON	275.00
				INV	PRE-EMPLOYMENT MEDICAL D SHARTLES	148.50
				INV	PRE EMPLOYMENT MEDICAL R MARTIN	148.50
				INV	PRE-EMPLOYMENT MEDICAL-R HUGHES, B FORD	583.00
				521.13719	Vista-Educational & Training Products	
				INV	SET RPLC KEYS-GLASS NOTICE BRD-DALK HALL	54.00
				521.13767	All Stripped Franchising Pty Ltd	
				INV	REMOVAL OF FITTINGS & FIXTURES	1,974.50
				521.13772	Ms D E Blake	
				INV	REIMBURSE INTERNET 19/11/11-18/1/12	139.90
				INV	REIMBURSE INTERNET 19/10-18/11/11	69.95
				521.13782	King Of Spray Plaster	
				INV	ACRYLIC TEXTURE COATING & MEMBRANE	17,887.50
				521.13817	Cardno (QLD) Pty Ltd	
				INV	SWANB NEDLANDS TMS-SERVICES	4,148.10
				521.13824	ALS Library Services Pty Ltd	
				INV	LOCAL STOCK RESOURCES-N/LIB JAN 12	189.67
				INV	LOCAL STOCK RESOURCES JAN 12 MTC/LIB	201.79
				521.13827	DZOLV Products Pty Ltd	
				INV	DOGGY DUMPAGE BAGS X1000	6,292.00
				521.13832	Pamela Pik-wan Stephenson	
				INV	TERM 1 2012 SCHL HOL WORKSHOP	270.00
				INV	TERM 1 2012 SCHL HOL WORKSHOP	270.00
				521.13840	Hans M J Andresen	
				INV	3X BANNERS-HAMPTON RD REMOVE/INSTALL	382.80
				521.13845	Councillor K E Walker	
				INV	COUNCILLORS ALLOWANCE FEB 2012	732.08
				521.13846	Councillor N W Shaw	
				INV	COUNCILLORS ALLOWANCE FEB 2012	732.08



CITY OF NEDLANDS

All Payments 1/02/2012 to 29/02/2012

Database: LIVE

Page: 10

<u>Chq/Ref</u>	<u>Pavee</u>	<u>Date</u>	<u>Amount</u>	<u>Tran</u>	<u>Description</u>	<u>Amount</u>
				521.13850	Adasound Public Address	
				INV	ARX CONCERT PA SYSTEM,STAGE,SPKR SYS	3,250.00
				521.13856	Councillor J Porter	
				INV	COUNCILLORS ALLOWANCE FEB 2012	732.08
				521.13857	Councillor L McManus	
				INV	COUNCILLORS ALLOWANCE FEB 2012	732.08
				521.13860	REmida Perth Inc	
				INV	COMMUNITY DEV MEMBERSHIP TARN REYNOLDS	275.00
				521.13887	Shamrock Tyres	
				INV	BORE STAIN REMOVAL-DRABBLE HOUSE	1,199.00
				INV	BORE STAIN REMOVAL-ADMIN	1,309.00
				521.13901	CEDA	
				INV	J HEYES & G POEZYN-IMPACTS OF PLANNING ON ECONOMY	330.00
				521.13903	Tru-Blu Hire Australia Pty Ltd	
				INV	LIGHTING TWR,GENERATOR,ACCESS-YTH FESTIVAL	1,355.20
				521.2257	Ellenby Tree Farm Pty Ltd	
				INV	WEEPING PEPPERMINT 35LT	154.00
				521.380	Australian Taxation Office	
				INV	Payroll Deduction	66,976.70
				521.400	Australian Services Union	
				INV	Payroll Deduction	138.50
				INV	Payroll Deduction	138.50
				INV	Payroll Deduction	138.50
				521.4150	LO-GO Appointments	
				INV	W/E 31/12/11 G HOSSACK CASUAL STAFF	691.90
				INV	W/E 24/12/11 G HOSSACK CASUAL STAFF	569.80
				INV	W/E 7/1/12 G HOSSACK CASUAL STAFF	1,037.85
				521.4500	McLeods Barristers & Solicitors	
				INV	ZORZAI/GRANDWOOD+FOLWELL S-LGA PROSECUTION	802.13
				INV	2 HYNES RD DALK-SHORT STAY ACCOMMODATION 30410	948.11
				521.4972	Neverfail Springwater Ltd	
				INV	SPRINGWATER-MTC LIB 4X 15L BOTTLES	52.85
				521.6600	St John Ambulance Australia	
				INV	FIRST AID 4SURE FESTIVAL	352.00
				521.6820	Swanbourne Veterinary Centre	
				INV	POUND FEES 1/10-31/12/11	1,996.50
				521.6892	TAMAN TOOLS	



CITY OF NEDLANDS

All Payments 1/02/2012 to 29/02/2012

Database: LIVE

Page: 11

<u>Chq/Ref</u>	<u>Pavee</u>	<u>Date</u>	<u>Amount</u>	<u>Tran</u>	<u>Description</u>	<u>Amount</u>
				INV	H/DUTY W/SWIVEL P12-R1/2-114	258.50
			521.741		Boyan Electrical Services	
				INV	ELECT MAINT-PRINCESS/STANLEY R-A-BOUT	346.50
				INV	ELECT MAINT-MONASH PEDESTRIAN LIGHT	167.20
				INV	ELECT MAINT-D CRUICKSHANK C/PK	432.30
				INV	RPLCD FAULTY PE CELL-CALADENIA/DRYANDRA	137.50
				INV	DALK HALL & NCC - CHECKED POWER CONSUMPTION	86.90
				INV	ELECTRICAL MAINT-NCC	360.80
				INV	ELECTRICAL MAINT-ADMIN	240.90
				INV	ELECT MAINT-DALK BWL CLB C/PK	508.20
			521.7675		Landgate - GRV	
				INV	10/12-23/12/11 GRV'S SCHDL G2011/26	283.90
			521.8010		Corporate Express Australia Ltd	
				INV	3X 1KG NESTLE ALLENS MINTIES-DEPOT	37.92
				INV	5X UNIBALL SN220 RETRACTABLE BALL PEN 1.0MM	14.30
				INV	10PK REXEL SEC/PASS CARD POUCH 9801112	89.21
				INV	STATIONERY & REFRESHMENTS	276.23
			521.8110		Wattleup Tractors	
				INV	INNER & OUTER ELEMENTS	546.92
			521.8170		Westcare Industries	
				INV	30X A3 POSTERS FULL COLOUR	144.10
			521.8242		West Metro Regional Council	
				INV	WASTE DISPOSAL 16/1 - 20/1/12	17,912.24
			521.9872		Civica Pty Ltd	
				INV	PORTAL,V6 UPGRADE,SQL MIGRATION & TRIM	27,500.00
522	EFT TRANSFER: - 10/02/2012	10/02/2012	-235,497.03	522.10024	Lawn Doctor	
				INV	LAWNMOWING DEC 2011	4,199.93
				522.10248	MIRACLE RECREATION EQUIPMENT	
				INV	SUP/INSTALL PERSPEX-VARIOUS LOCATIONS	2,033.90
				522.10405	White Eagle Commercial Cleaning	
				INV	JAN 2012 CLEANING - N/LIB	1,882.10
				522.10516	Giant Autos (1997) Pty Ltd	
				INV	3X FILTER-AIR CLEANER,6X OIL FILTER	246.44
				522.10731	Green Skills (Eco Jobs)	
				INV	21/12/11-3/1/12 CASUAL BUSHCARE STAFF	985.29
				INV	23/11-6/12/11 CASUAL BUSHCARE STAFF	8,642.21
				522.10994	Westside Fire Services	
				INV	FIRE PANEL SVCE-NCC NOV 2011	104.50



CITY OF NEDLANDS

All Payments 1/02/2012 to 29/02/2012

Database: LIVE

Page: 12

<u>Chq/Ref</u>	<u>Pavee</u>	<u>Date</u>	<u>Amount</u>	<u>Tran</u>	<u>Description</u>	<u>Amount</u>
				INV	DEC 2011 SVCE FIRE PANEL NCC	104.50
				522.11068	Graffiti Busters	
				INV	GRAFFITI REMOVAL-WAR CEMETERY	484.00
				522.11284	Australia Post	
				INV	JANUARY 2012 BULK POSTAGE	1,550.67
				522.11577	BurkeAir Pty Ltd	
				INV	A/COND MAINTENANCE - ADMIN	145.40
				INV	1/12/11-29/2/12 A/COND PREVENTATIVE MAINT	975.07
				INV	A/COND MAINTENANCE - ADMIN	1,001.78
				INV	A/COND MAINTENANCE - ADMIN	176.00
				522.11654	Western Australian Electoral Commission	
				INV	FEES & CHARGES-LOC GOVT ELECTION 15/10/11	49,289.09
				522.11693	Landmark Engineering & Design	
				INV	PARKWAY BENCH SEAT-HERITAGE GRN	1,326.49
				522.11732	Local Govt Managers Australia	
				INV	2X 2012 LGMA FINANCE PROF CONFERENCE	980.00
				522.11849	MARFLEET DISTRIBUTING CO P/L	
				INV	DISC PADS & DISC ROTORS	631.40
				522.11913	AD Engineering International Pty Ltd	
				INV	KLAMPIT WHEEL LOCK	429.00
				522.11922	Oral History Assoc of Australia	
				INV	MEMBERSHIP - NEDLANDS LIBRARY 11/12	65.00
				522.12026	Bolinda Publishing Pty Ltd	
				INV	LOCAL STOCK RESOURCES-MTC LIB JAN 2012	162.69
				522.12038	WA ENERGY CONSULTANTS PTY LTD	
				INV	METER READING NOV 2011-JAN 2012	108.90
				522.12079	COMPLETE PEST MANAGEMENT SERVICES	
				INV	1/4LY INSPECTION OF TERMITE STATIONS	498.00
				INV	1/4LY PEST INSPECTION-XTRNL NCC/DALK HALL	181.50
				INV	PEST CONTROL ADMIN OFFICE	181.50
				INV	1/4LY PEST INSPECTION-INTERNAL NCC	181.50
				INV	1/4LY PEST INSPECTION-EXTERNAL NCC	181.50
				522.12117	SAI Global Ltd	
				INV	INTERNET DWNLOAD 4663-04	60.14
				522.12232	Dymocks Claremont	
				INV	LOCAL STOCK RESOURCES-NED LIB JAN 2012	710.91
				INV	LOCAL STOCK RESOURCES-MTC LIB JAN 2012	449.54
				522.12427	ROD HAWKER	
				INV	REIMBURSE VOL EXPENSES	55.61



CITY OF NEDLANDS

All Payments 1/02/2012 to 29/02/2012

Database: LIVE

Page: 13

<u>Chq/Ref</u>	<u>Pavee</u>	<u>Date</u>	<u>Amount</u>	<u>Tran</u>	<u>Description</u>	<u>Amount</u>
				522.12497	Steamwand International Pty Ltd	
				INV	NON CHEMICAL WEED CNTRL-HWD WARD	6,267.80
				522.12507	Carpet Force (Commercial) Pty Ltd	
				INV	SUP/INSTALL FELTEX REACTIVE, POLYFLOOR VINYL	20,860.40
				522.12532	TOTAL EDEN PTY LTD	
				INV	IRRIGATION FITTINGS-CHARLES CRT RSV	355.46
				522.12546	Greenway Enterprises	
				INV	24X SIGNET SURVEY PAINT,FLURO ORANGE 350GM	134.11
				522.12622	Charles Service Company	
				INV	DEC 2011 CLEANING SVCES - TRESILLIAN	1,443.79
				522.12693	PHOTO PERTH WHOLESALE PTY LTD	
				INV	STATIONERY - LOCAL HISTORY	172.09
				522.12735	COMFORT KEEPERS	
				INV	SERVICES FOR HACC CLIENTS-JAN 2012	645.75
				522.12762	Besam Australia Pty Ltd	
				INV	AUTO DOOR SVCE-MTC LIB & C/CNTR	215.60
				522.1280	Chubb Fire & Security Pty Ltd	
				INV	DEC 11 FIRE EQUIPMENT/SVCES DEPOT	3,072.30
				INV	DEC 11 FIRE EQUIPMENT/SVCES TOY LIB	183.43
				INV	DEC 11 FIRE EQUIPMENT/SVCES MTC LIB,C/CNTR	408.93
				INV	DEC 11 FIRE EQUIPMENT/SVCES J LECKIE PAV	125.95
				522.12847	LANIER (AUSTRALIA) PTY LTD	
				INV	COPIER/PRINTER LEASES TO 31/12/11	7,888.54
				INV	COPIER/PRINTER LEASES TO 30/11/11	11,839.73
				522.12946	RIVER MIST HOLDINGS PTY LTD	
				INV	CATERING-CITIZENSHIP CEREMONY 18/5/11	1,091.80
				522.13095	Rentokil Initial Pty Ltd	
				INV	FEB 12 INDOOR PLANT HIRE & MAINT-CRP/SVCE	198.14
				INV	JAN 12 DEPOT INDOOR PLANT HIRE & SVCE	370.60
				INV	JAN 12 INDOOR PLANT HIRE & MAINT T/SVCE	208.36
				INV	JAN 12 INDOOR PLANT HIRE & SVCE CRP/SVCE	198.14
				522.13123	TOLL PRIORITY	
				INV	MAIL PICK UP & DELIVERY	335.92
				522.13163	Mrs R Ratnawibhushana	
				INV	REIMBURSE PURCHASE OF MINOR EQUIPMENT	101.60
				522.13166	ENTERPRISE BUILDER PTY LTD	
				INV	PERMANENT PLACEMENT-R MARTIN 9/1/12	14,125.42
				522.13254	Murphy Painting & Decorating	
				INV	PAINTING-NEDLANDS LIBRARY	4,740.00



CITY OF NEDLANDS

All Payments 1/02/2012 to 29/02/2012

Database: LIVE

Page: 14

<u>Chq/Ref</u>	<u>Pavee</u>	<u>Date</u>	<u>Amount</u>	<u>Tran</u>	<u>Description</u>	<u>Amount</u>
				522.13289	Graffiti Systems Australia	
				INV	GRAFFITI REMOVAL DEC 2011	2,007.83
				522.13369	DATA#3 LIMITED	
				INV	HP COMPAQ 8000 ELITE PC,MONITOR S20A300B LED	437.56
				INV	LAPTOP,SOFTWARE+ACCESS - SS V ANTCLIFF	1,232.00
				INV	HP COMPAQ 8000 ELITE SMALL FORM FACTOR PC	495.00
				INV	HP COMPAQ 8000 ELITE SMALL FORM FACTOR PC	495.00
				522.13384	Harvey Fresh	
				INV	MILK SUPPLY 31/1/12	64.26
				522.13412	QUICK CORPORATE AUSTRALIA	
				INV	30RM PAPER A4 CANE FIELDS 80 GSM WHT	131.67
				INV	2X AIR FRESHENER GLADE 400GM-FLORAL	17.40
				522.13416	Mrs J Day	
				INV	REIMBURSE MOBILE PHONE JAN 2012	100.00
				522.13428	Lock Stock & Farrell Locksmith Pty	
				INV	CARBINE PS4000 TIEBOLT ENTRANCE SET + ACCESS	129.85
				522.13480	DU ELECTRICAL	
				INV	ELECT MAINT WA BRIDGE CLB BORE	482.90
				INV	ELECT MAINT D CRUICKSHANK RSV	77.00
				522.13534	Nu-Trac Rural Contracting	
				INV	SWANB BEACH CLEANING JAN 2012	2,480.50
				522.13578	Ambience Air Pty Ltd	
				INV	2X DUCTED AIR CONDITIONERS TRESILLIAN	8,500.00
				522.13581	Captain Stirling IGA Supermarket	
				INV	CATERING SUPPLIES - DRC	183.90
				522.13632	Greensense Pty Ltd	
				INV	LOC GOVT GREENHOUSE GAS REPORTING	3,965.50
				522.13652	Sustainable Outdoors	
				INV	GREENWAYS MAINTENANCE	10,015.50
				522.13713	Kinetic Health Group Pty Ltd	
				INV	REPORT-SIMPLE. J PEAK	385.00
				INV	DETAILED FITNESS FOR WORK ASSESMENT-DA	550.00
				INV	CANCELLATION FEE-D ARTHURSON (APPT 15/11/11)	275.00
				522.13775	Australia Post - 604909	
				INV	JAN 2012 REPLY PAID LETTERS	11.18
				522.13803	Snap Printing Northbridge	
				INV	2X ROSTER SIGNS 610MMX740MM COLOUR	254.00
				522.13812	Nicole Borowicz	
				INV	REIMBURSE MOBILE PHONE JAN 12	60.00



CITY OF NEDLANDS

All Payments 1/02/2012 to 29/02/2012

Database: LIVE

Page: 15

<u>Chq/Ref</u>	<u>Pavee</u>	<u>Date</u>	<u>Amount</u>	<u>Tran</u>	<u>Description</u>	<u>Amount</u>
				522.13813	Ms J A Heyes	
				INV	REIMBURSE MOBILE PHONE 13/12/11-12/1/12	13.77
				522.13824	ALS Library Services Pty Ltd	
				INV	LOCAL STOCK RESOURCES JAN 12 MTC/LIB	66.38
				INV	LOCAL STOCK RESOURCES JAN 12 N/LIB	311.91
				522.13861	ADT Security	
				INV	DEC 2011 SECURITY-DEPOT FENCE LEASE	928.28
				INV	JAN 2012 SECURITY-DEPOT FENCE LEASE	928.28
				522.13869	Instant Products Hire	
				INV	HIRE 2X SITE OFFICES-J LECKIE PAV JAN 12	1,044.18
				INV	HIRE-6 BAY SHWR UNIT W/- 4000L TANK 12/11	2,531.93
				INV	HIRE 2X SITE OFFICES-J LECKIE PAV DEC 11	707.85
				INV	HIRE-6 BAY SHWR UNIT W/- 4000L TANK 1/12	1,413.09
				522.13885	Salmat Mediaforce Pty Ltd	
				INV	DISTRIBUTION-SUMMER CONCERT FLYER	534.13
				522.13886	Allspray Equipment	
				INV	HP275-26J DRAIN CLEANING PRESSURE CLNR	11,880.00
				522.13900	Scott & Associates	
				INV	STRUCTURAL INSPECTION-ROOF-SW CNR ADMIN	605.00
				522.13904	Swan River Trust	
				INV	FORESHORE W/SHOP-V SHANNON	110.00
				522.1670	COMMISSIONER OF POLICE	
				INV	VOLUNTEER NATIONAL POLICE CHECK-DEC 2011	46.00
				522.1900	DALKEITH NEDLANDS BOWLING CLUB	
				INV	ELECTRICITY 9/10-7/12/11 PROCC	639.48
				522.2257	Ellenby Tree Farm Pty Ltd	
				INV	3X PLATANUS ACERIFOLIA 100L-LONDON PLANE	456.50
				522.350	Aust Institute of Management	
				INV	M SWANEPOEL-NEGOTIATION SKILLS	840.00
				INV	J HEYES-PROJ MNGMNT FUNDAMENTALS	880.00
				522.360	Australia Post	
				INV	01/12 COUNTER B/PAY & C/CARD TRANS FEE	174.21
				522.4040	The Lane Bookshop	
				INV	LOCAL STOCK RESOURCES JAN 2012 N/LIB	96.70
				522.4150	LO-GO Appointments	
				INV	W/E 7/1/12 O REECE CASUAL STAFF	1,037.85
				INV	W/E 31/12/11 O REECE CASUAL STAFF	936.10
				INV	W/E 14/1/12 MARK ROACH CASUAL STAFF	1,892.00
				INV	W/E 24/12/11 O REECE CASUAL STAFF	1,709.40



CITY OF NEDLANDS

All Payments 1/02/2012 to 29/02/2012

Database: LIVE

Page: 16

<u>Chq/Ref</u>	<u>Pavee</u>	<u>Date</u>	<u>Amount</u>	<u>Tran</u>	<u>Description</u>	<u>Amount</u>
				INV	W/E 31/12/11 MARK ROACH CASUAL STAFF	1,135.20
				INV	W/E 7/1/12 MARK ROACH CASUAL STAFF	1,513.60
				INV	W/E 24/12/11 MARK ROACH CASUAL STAFF	1,892.00
				522.4325	Main Roads Western Australia	
				INV	REFUND UNUSED MONIES-BLK SPOT 21105207	3,006.30
				522.4440	McDowall Affleck Pty Ltd	
				INV	ADAMS RD CUL-DE-SAC-CONSTRUCTION PHASE	940.50
				522.4500	McLeods Barristers & Solicitors	
				INV	LEASE-COTTESLOE GOLF COURSE-GOLF CLB 14353	289.57
				522.4959	NEDLANDS TYRE SERVICE	
				INV	INTERNAL PATCH/PLUG, STRIP,FIT,BAL & T/L VLVE	44.00
				522.5080	OCE AUSTRALIA LTD	
				INV	44242-OCE COLORWAVE PRINTER JAN 2012	110.00
				522.5120	Office Line	
				INV	1800X1800X750X800H W/- 25MM TOP (WORKSTATION)	611.60
				522.6500	SKIPPER TRUCK PARTS	
				INV	PAD KIT-FR BRAKE, BRAKE PAD INDICATORS	868.38
				522.6600	St John Ambulance Australia	
				INV	APPLY FIRST AID-S KILBY 13 & 14/2/12	156.00
				522.7340	Martins Trailer Parts Pty Ltd	
				INV	COUPLING, 4X TRIGG O/RIDE REVERSE, PEPTRACKERS	195.86
				522.7378	TRIPLE A CLEANING CO	
				INV	WINDOW CLEANING N/LIB	434.50
				INV	WINDOW CLEANING MTC/LIB	363.00
				522.741	Boyan Electrical Services	
				INV	ELECT MAINT-WARATAH ST LIGHTS	675.40
				INV	ELECT MAINT-COOPER ST C/PK LIGHTS	278.30
				INV	ELECT MAINT-PRINCESS & BRUCE UPLIGHT	134.20
				INV	LIGHT REPAIRS BLAIN PARK	338.80
				INV	ELECT MAINT-GUN PARK LIGHTS	297.00
				INV	ELECT MAINT-PRINCESS/BROADWAY	88.00
				INV	ELECT MAINT-SWANB BCH C/PK LIGHTS	1,345.30
				INV	ELECT MAINT-PRINCESS & TAYLOR UPLIGHT	134.20
				522.760	Brealey Plumbing Service	
				INV	SUP/INSTALL 2X SLIMLINE CISTERNS	594.00
				INV	MTC OVAL RPRS TO WATER MAIN	379.50
				INV	PLUMBING MAINT-BEATON PK TOILET (DISABLED)	176.00
				INV	PLUMBING MAINT-MAISONETTES	110.00



CITY OF NEDLANDS

All Payments 1/02/2012 to 29/02/2012

Database: LIVE

Page: 17

<u>Chq/Ref</u>	<u>Pavee</u>	<u>Date</u>	<u>Amount</u>	<u>Tran</u>	<u>Description</u>	<u>Amount</u>
			522.7675		Landgate - GRV	
				INV	GRV'S 24/12/11 - 6/1/12 SCHDL G2012/1	152.98
			522.8010		Corporate Express Australia Ltd	
				INV	2X OPTIX A4 COL COPY PAPER 80GSM	21.32
				INV	2X PILOT 624892 SVP-4M DISPOSABLE FOUNTAIN	9.17
			522.8170		Westcare Industries	
				INV	10000X A5 FLYERS (REPRINT)	1,287.00
			522.855		Dept of Commerce- Building Commissi	
				INV	JAN 2012 RECONCILIATION & RETURN	1,332.00
			522.860		Bunnings Group Limited	
				INV	BUILDING MAINT SUPPLIES	36.65
				INV	BUILDING MAINT SUPPLIES	72.19
				INV	BUILDING MAINT SUPPLIES	6.77
				INV	BUILDING MAINT SUPPLIES	37.63
				INV	BUILDING MAINT SUPPLIES	31.71
				INV	BUILDING MAINT SUPPLIES	39.13
				INV	BUILDING MAINT SUPPLIES	19.64
				INV	SINK OVERMOUNT S/S, SINK MONACO PLUS CLARK	280.00
				INV	BUILDING MAINT SUPPLIES	32.67
				INV	BUILDING MAINT SUPPLIES	114.06
				INV	12X GLOBE RND CFL PHILIPS 18W BC	76.08
				INV	BUILDING MAINT SUPPLIES	72.07
				INV	MDF STANDARD PANEL 16MM 900X900X16MM-48016	12.85
				INV	BUILDING MAINT SUPPLIES	19.38
				INV	BUILDING MAINT SUPPLIES	32.03
				INV	4X SCREW EYES ZINC PLATED 30MM CD5 72424	8.40
				INV	SCREW EYES ZINC PLATED 1X 50MM, 2X 40MM	3.80
				INV	BUILDING MAINT SUPPLIES	100.69
				INV	WIPES ON ROLL 50PK, 1220X610X6MM PLYWD MARINE	25.48
				INV	BUILDING SUPPLIES	71.21
				INV	BUILDING MAINT SUPPLIES	8.69
				INV	BUILDING MAINT SUPPLIES	32.54
				INV	BUILDING MAINT SUPPLIES	75.61
				INV	BUILDING MAINT SUPPLIES	9.86
				INV	BUILDING MAINT SUPPLIES	13.01
				INV	BUILDING MAINT SUPPLIES	14.48
				INV	MOUSE TRAPS, 2400X1200MM 17MM PLYWOOD	74.66
				INV	6X 125G PK3 ROACH BOMB MORTEIN	67.20



CITY OF NEDLANDS

All Payments 1/02/2012 to 29/02/2012

Database: LIVE

Page: 18

Chq/Ref	Pavee	Date	Amount	Tran	Description	Amount
				INV	BUILDING MAINT SUPPLIES	37.18
				INV	BUILDING MAINT SUPPLIES	10.54
				INV	BUILDING MAINT SUPPLIES	4.63
523	EFT TRANSFER: - 14/02/2012	14/02/2012	-38,406.48	523.7990	WA TREASURY CORPORATION	
				INV	#179 FEB 2012 LOAN REPAYMENT	38,406.48
524	EFT TRANSFER: - 16/02/2012	15/02/2012	-70,767.15	524.13733	Palm Springs-West Coast Spring Water	
				INV	3X 15L COOLER WATER BOTTLE,CTN CUPS PLASTIC	62.05
				524.13887	Shamrock Tyres	
				INV	BORE STAIN REMOVAL-ADMIN	858.00
				524.4500	McLeods Barristers & Solicitors	
				INV	NON COMPLIANCE-BLDG LIC 179-181 STIRL HWY 29263	1,632.69
				INV	DIVIDING FENCE-14 NARDINA/1 MINORA - 29941.1	674.23
				INV	UNCOMPLETED BLDG-59 MAYFAIR ST ANDREW&MOFFATT	679.70
				524.7990	WA TREASURY CORPORATION	
				INV	#181 FEB 2012 LOAN REPAYMENT	66,860.48
525	EFT TRANSFER: - 17/02/2012	17/02/2012	-340,407.11	525.100	Advantech Mobile Auto Electrics	
				INV	RPLCD BATTERY & RPR CORROSION	286.00
				525.10731	Green Skills (Eco Jobs)	
				INV	4 - 7/1/12 CASUAL BUSHCARE STAFF	2,172.24
				525.11062	GLOBE AUSTRALIA PTY LTD	
				INV	5X 5L CLEAR UP BIO, 4X 20L CLEAR UP 450	661.10
				525.11559	Icon Septech Pty Ltd	
				INV	20X SOAKWELL 1800X1200MM	8,267.60
				525.11710	North City Holden	
				INV	Scheduled 15000 km service on Holden Cruze	449.00
				525.11795	James Donaldson	
				INV	RUBBISH COLLECTION SWANB DOG BCH JAN 12	900.00
				INV	RUBBISH COLLECTION-SWANB BCH JAN 2012	1,350.00
				525.11804	West Australian Local Government Assoc	
				INV	AD 6/12/11 WSW-4SURE & SUMMER CONCERTS	173.81
				INV	M BARRETT-INTRO TO LOC GOVT ACT	434.50
				525.12023	Terrace Photographers Pty Ltd	
				INV	PHOTOS-MAYOR, COUNCILLORS & DIRECTORS	715.00
				525.12278	Classic Tree Services	
				INV	STREET TREE PRUNING SECTOR 6	3,174.60
				525.12317	TECHSAND PTY LTD	



CITY OF NEDLANDS

All Payments 1/02/2012 to 29/02/2012

Database: LIVE

Page: 19

<u>Chq/Ref</u>	<u>Pavee</u>	<u>Date</u>	<u>Amount</u>	<u>Tran</u>	<u>Description</u>	<u>Amount</u>
				INV	CONCRETE WORK - BEDBROOK PLCE	2,119.76
			525.12346		Ughetta Nolli Dodds	
				INV	TERM 1 2012 TUTOR FEES	1,600.00
			525.12532		TOTAL EDEN PTY LTD	
				INV	IRRIGATION FITTINGS	271.25
				INV	IRRIGATION FITTINGS	1,833.93
			525.12546		Greenway Enterprises	
				INV	SOLO KNAPSACK 15L SO475	248.63
			525.12609		A Siegrsist	
				INV	TERM 1 2012 TUTOR FEES	3,040.00
			525.12765		PERTHWASTE PTY LTD	
				INV	WASTE REMOVAL SERVICES JAN 2012	75,324.34
			525.12791		Mr G T Foster	
				INV	REIMBURSE HOME TELEPHONE	83.25
			525.12826		Catherine Schilizzi	
				INV	TERM 1 2012 TUTOR FEES	7,040.00
			525.12918		GLG GreenLife Group Pty Ltd	
				INV	ADDITIONAL MULCHING-MIMOSA AVE	4,488.81
				INV	FEB 2012 LANDSCAPE MAINTENANCE SVCE	7,100.17
			525.12970		Cardno (WA) Pty Ltd	
				INV	NEDLANDS VERDUN ST AREA STUDY	17,248.00
			525.13016		OPUS INTERNATIONAL CONSULT (PCA) LT	
				INV	ROMAN II BUREAU SVCES 1 - 20/1/2012	2,230.80
			525.13093		D & T ASPHALT PTY LTD	
				INV	SUP/LAY ASPHALT	2,714.25
			525.13194		Aquarium Artists Australia Pty Ltd	
				INV	JAN 12 AQUARIUM MAINTENANCE	260.00
			525.13254		Murphy Painting & Decorating	
				INV	PAINTING-TRESILLIAN EXTERIOR	9,570.00
			525.13314		Sweepcare Australia	
				INV	DEC 2011 - ADDITIONAL SWEEPING	4,102.32
			525.13403		Bowden Tree Consultancy	
				INV	ARBORICULTURAL ASSES-TREE AUDIT 11/12	1,760.00
			525.13412		QUICK CORPORATE AUSTRALIA	
				INV	OFFICE EQUIPMENT	240.08
				INV	30RM PAPER A4 CANE FIELDS 80 GSM WHT	131.67
			525.13480		DU ELECTRICAL	
				INV	PUMP MAINT-CHARLES CRT RSV	726.00
			525.13581		Captain Stirling IGA Supermarket	



CITY OF NEDLANDS

All Payments 1/02/2012 to 29/02/2012

Database: LIVE

Page: 20

<u>Chq/Ref</u>	<u>Pavee</u>	<u>Date</u>	<u>Amount</u>	<u>Tran</u>	<u>Description</u>	<u>Amount</u>
				INV	CATERING SUPPLIES NCC	95.70
			525.13619		Poster Girls	
				INV	250X POSTERS, 2500 FLYERS-DISTRIBUTION 4SURE	489.50
			525.13628		Liquor Barons Dalkeith	
				INV	CATERING SUPPLIES-NCC	65.96
			525.13682		Higgins Coatings Pty Ltd	
				INV	WORKS 80% COMPLETE-TRESILLIAN EXTERIOR	7,405.20
			525.13688		Pumpline Pty Ltd	
				INV	LINE LASER SPRAY TIP-5217	78.41
			525.13712		La Galette de France	
				INV	CATERING-WMRC & SUSTAINABILITY OFFICER GRP	61.60
			525.13728		FOI (WA) Services, Advice & Solutions - Consultants	
				INV	FOI CONSULTING SVCES OCT-DEC 2011	900.00
			525.13733		Palm Springs-West Coast Spring Water	
				INV	H/C COOLER RENTAL - NCC	140.00
			525.13765		Officino	
				INV	SEGUNDO MAXI BACK CHAIR-BLACK	566.50
			525.13799		Mr L O Marsden	
				INV	REIMBURSE-REFRESHMENTS-STAFF/CRS SOCIAL	111.98
			525.13803		Snap Printing Northbridge	
				INV	800X BROCHURES A5 COL 2 SIDES-THE BUZZ	1,682.00
				INV	10500X NEWSLETTERS A4 SUMMER 2011	4,625.00
				INV	200 TWO PANEL DL FLYERS, COL 2 SIDES	248.00
			525.13807		Road & Traffic Services	
				INV	LINE MARKING-KIRKWOOD ST SWANB	280.50
			525.13824		ALS Library Services Pty Ltd	
				INV	"HUBERT WHO?" M ANDREWS 1X	26.39
				INV	LOCAL STOCK RESOURCES N/LIB JAN 2012	58.38
			525.13882		Commercial Cleaning Services (WA) P/L	
				INV	JAN 2012 CLEANING SERVICES	6,919.00
			525.13895		Ms M B Hulls	
				INV	REIMBURSE MOBILE PHONE COSTS 3/1-2/2/12	46.89
			525.13896		Isubscribe Pty Ltd	
				INV	N/LIB SUBSCRIPTION-CHOICE MAGAZINE	172.00
				INV	MTC/LIB SUBSCRIPTION-CHOICE& AUST GEOGRAPHIC	234.95
			525.13897		Total Count	
				INV	2YR SUB-WINCOUNTER PEOPLE COUNT S/WARE	316.80
			525.1428		City of Subiaco	
				INV	LOST ITEM-A CHEFS JOURNEY THROUGH PERSIA	74.80



CITY OF NEDLANDS

All Payments 1/02/2012 to 29/02/2012

Database: LIVE

Page: 21

<u>Chq/Ref</u>	<u>Payee</u>	<u>Date</u>	<u>Amount</u>	<u>Tran</u>	<u>Description</u>	<u>Amount</u>
			525.1795		Courier Australia	
				INV	COURIER SVCES 24/1/12 TO CLASSIC BK BINDERS	7.05
			525.2600		FORPARK AUSTRALIA	
				INV	6M OF HOSE - PLAY EQUIPMENT	73.26
			525.3045		Hollywood-Subiaco Bowling Club (Inc)	
				INV	REMEDIAL WKS: RE-ROOF BOWLING CLB BLDG	29,384.40
			525.350		Aust Institute of Management	
				INV	M CULHANE DEC 12 ASSES-SHOW LEADERSHP/WKPLCE	175.00
			525.380		Australian Taxation Office	
				INV	Payroll Deduction	67,103.81
			525.4150		LO-GO Appointments	
				INV	W/E 28/1/12 W TUHEKE CASUAL STAFF	1,363.45
				INV	W/E 21/1/12 W TUHEKE CASUAL STAFF	1,119.25
			525.4325		Main Roads Western Australia	
				INV	REFUND UNUSED MONIES-BLK SPOT 21104992	26,255.90
			525.4370		Martineaus Patisserie	
				INV	CATERING-ACCESS PLAYGROUND MEETING	151.20
			525.4972		Neverfail Springwater Ltd	
				INV	SPRINGWATER 13X 11L BOTTLES-N/LIB JAN 12	136.50
			525.6600		St John Ambulance Australia	
				INV	APPLY 1ST AID-A HARRIS 21 & 22/2/12	199.00
			525.741		Boyan Electrical Services	
				INV	ELECT MAINT - STREET LIGHTS	878.90
				INV	ELECT MAINT THE AVENUE & BROADWAY	541.20
				INV	RPLCD BBQ PLATE & 2 ELEMENTS-SWANB BCH	834.90
			525.8010		Corporate Express Australia Ltd	
				INV	48BX UNIVERSAL SIN SHIELD LATEX GOLVES	448.80
			525.8242		West Metro Regional Council	
				INV	WASTE DISPOSAL 23/1 - 31/1/12	25,874.17
			525.860		Bunnings Group Limited	
				INV	ACETONE,ADHESIVE,MARKER PEN,BOLTS & NUTS	53.05
				INV	KEY TAGS,GLOVES,BBQ CLEANER,KEY BLANKS	56.69
				INV	8X BBG CLEANER 750ML, 1X RESPIRATOR DISPOSABLE	65.24
				INV	1X PINE TREATED MGP 10 H3 70X35MM 2.4M	8.00
			525.9813		Holding Educational	
				INV	LOCAL STOCK RESOURCES-CHILD-JAN 12	360.67

526 EFT TRANSFER: - 21/02/2012

21/02/2012

-53,790.00

526.13287 **Broadway Marine Construction**



CITY OF NEDLANDS

All Payments 1/02/2012 to 29/02/2012

Database: LIVE

Page: 22

<u>Chq/Ref</u>	<u>Pavee</u>	<u>Date</u>	<u>Amount</u>	<u>Tran</u>	<u>Description</u>	<u>Amount</u>
				INV	50% PAYMENT 1ST 20M - RIVER WALL REPAIRS	53,790.00
527	EFT TRANSFER: - 27/02/2012	24/02/2012	-906,920.64	527.10495	PERTH FLYING SQUADRON YACHT CLUB (I	
				INV	25/1/12 CITIZENSHIP CEREMONY-CATERING	3,520.00
				INV	25/1/12 CITIZENSHIP CEREMONY-REFRESHMENTS	973.20
				INV	25/1/12 CITIZENSHIP CEREMONY-VENUE/STAGE HIRE	790.00
				527.10662	B & J Illustrations	
				INV	TERM 1 2012 TUTOR FEES	4,160.00
				527.10787	DOWNER EDI WORKS PTY LTD	
				INV	REINSTATE TRAFFIC SIGNAL DETECTOR LOOPS	1,922.65
				527.10859	CSP Industries Pty Ltd	
				INV	FS85R BRUSH CUTTER,HEDGETRIMMER LESS TRADE-IN	704.00
				527.10895	State Library of WA	
				INV	RECOVERIES OF LOST & DAMAGED BOOKS	149.60
				527.11151	Mad Print	
				INV	1000X DL FLYER + DISTRIBUTION-DC CRUICKSHANK	543.40
				527.11804	West Australian Local Government Assoc	
				INV	D BLAKE-PROCEDURE WRITING	395.00
				INV	V JAYARAMAN-PROCEDURE WRITING	395.00
				INV	M BARRETT - INTRO TO LOC GOVT FINANCE	434.50
				INV	P HUIGENS-INTRO TO LOC GOVT ACT	434.50
				INV	AD 7/1/12 POST TRESILLIAN TERM 1 2012	272.44
				INV	AD JAN 12 WEST AUST-DIRECTOR DEV SVCES	11,452.35
				INV	AD JAN 12 REQUEST FOR TENDER 2011/12.07	982.49
				INV	H ACASON-POLICY DEVELOPMENT	395.00
				INV	D BLAKE-POLICY DEVELOPMENT	395.00
				INV	H ACASON-PROCEDURE WRITING	395.00
				INV	AD JAN 12 WEST AUST-VOL SVCES OFFICER	3,286.28
				INV	AD JAN 12 WEST AUST-DIRECTOR SUST INFRASTRUCTURE	11,580.56
				527.11822	SEEK LIMITED	
				INV	STANDOUT AD FEATURE-DIR SUST INFRASTRUCTURE	38.50
				527.11958	Asphaltech Pty Ltd	
				INV	1252.40 TONNE 7MM SMA UNDERWOOD AVE SHNT/PK	259,676.70
				527.12067	Michelle Kelly	
				INV	TERM 1 2012 TUTOR FEE	540.00
				527.12278	Classic Tree Services	
				INV	STREET TREE PRUNING SECTOR 3	2,640.00
				527.12357	Nedlands Newspaper Delivery	



CITY OF NEDLANDS

All Payments 1/02/2012 to 29/02/2012

Database: LIVE

Page: 23

<u>Chq/Ref</u>	<u>Pavee</u>	<u>Date</u>	<u>Amount</u>	<u>Tran</u>	<u>Description</u>	<u>Amount</u>
				INV	1/1-28/1/12 NEWSPAPER DELIVERY N/LIB	203.47
				527.12406	J & M PAULIK & SONS	
				INV	2X FLOWER ARRANGEMENTS-CITIZENSHIP CEREMONY	140.00
				527.12451	GHD PTY LTD	
				INV	LAKE & BORE MONITORING	4,180.00
				527.12497	Steamwand International Pty Ltd	
				INV	NON CHEMICAL WEED CNTRL DALKEITH WARD	7,078.50
				INV	NON CHEMICAL WEED CNTRL-COASTAL WARD	12,221.00
				527.12532	TOTAL EDEN PTY LTD	
				INV	50X SPRINKLER POPUP BODY-30PSI PRO-S 300MM	805.32
				INV	25X NOZZLE BUBBLER FLOOD,100X FLAG MARKER	59.13
				527.12622	Charles Service Company	
				INV	CLEANING SERVICES - DEC 2011	10,149.93
				527.12666	COVERUP BOOKCOVERING	
				INV	92X BOOKS COVERED-N/LIB	119.60
				527.12694	Challenger Institute of Technology	
				INV	D MURPHY-2 DAY CHEMICAL AP & SAFETY CRSE LVL 4	563.00
				INV	V SHANNON-2 DAY CHEMICAL AP & SAFETY CRSE	563.00
				527.12735	COMFORT KEEPERS	
				INV	SERVICES FOR HACC CLIENTS 30/1-2/2/12	982.94
				INV	SERVICES FOR HACC CLIENTS JAN 2012	677.89
				INV	SERVICES FOR HACC CLIENTS-JAN 2012	1,429.90
				527.12765	PERTHWASTE PTY LTD	
				INV	WASTE REMOVAL SVGES PRE PAY MAR 2012	90,100.00
				527.12769	SAFETY ZONE AUSTRALIA PTY LTD	
				INV	SAFETY BOOTS,3X YAKKA PANTS,3X SHIRTS,JUMPER	573.83
				527.12829	UHY HAINES NORTON	
				INV	C GALBRAITH-FBT & DIVISION 81 W/SHOP	451.00
				527.12941	ISIS CAPITAL LIMITED	
				INV	1/8 - 31/10/2011 VMWARE SOFTWARE RENTAL	3,136.38
				INV	1/9-30/11/2011 SERVER & SFT/WARE RENTAL	9,811.73
				INV	1/2/12-30/4/2012 VMWARE SOFTWARE RENTAL	3,136.38
				INV	1/11/11-31/1/2012 VMWARE SOFTWARE RENTAL	3,136.38
				INV	1/12/11-29/2/2012 SERVER & SFT/WARE RENTAL	9,811.73
				527.12944	Reliance Petroleum	
				INV	14000L BP 10 PPM DIESEL	19,926.06
				527.12981	COUNTRY KITCHEN CATERING	



CITY OF NEDLANDS

All Payments 1/02/2012 to 29/02/2012

Database: LIVE

Page: 24

<u>Chq/Ref</u>	<u>Pavee</u>	<u>Date</u>	<u>Amount</u>	<u>Tran</u>	<u>Description</u>	<u>Amount</u>
				INV	CATERING-BUDGET MEETING 31/1/12	240.00
				527.13093	D & T ASPHALT PTY LTD	
				INV	SUP/LAY ASPHALT	3,418.80
				INV	SUP/LAY ASPHALT	2,171.40
				INV	SUP/LAY ASPHALT	2,355.50
				INV	SUP/LAY ASPHALT	2,748.90
				INV	SUP/LAY ASPHALT	2,217.60
				INV	SUP/LAY ASPHALT	1,963.50
				527.13095	Rentokil Initial Pty Ltd	
				INV	FEB 12 DEPOT INDOOR PLANT HIRE & SVCE	370.60
				527.13267	Dept of Transport	
				INV	JAN 12 SEARCH FOR VEHICLE OWNERSHIP	507.00
				527.13268	PPC WORLDWIDE PTY LTD	
				INV	CRISIS INTERVENTION RESPONSE SVCES	1,443.75
				527.13278	LANDFILL GAS AND POWER PTY LTD	
				INV	ELECTRICITY 1/1 - 1/2/12 N/LIB A/COND	2,706.04
				527.13347	SPEEDY HIRE	
				INV	JAN 2012 PORTABLE TOILET HIRE	194.84
				527.13384	Harvey Fresh	
				INV	MILK SUPPLY 7/2/11	66.15
				INV	MILK SUPPLY 14/2/11	66.15
				527.13550	FREMANTLE ARTS CENTRE PRESS INC	
				INV	18X THE RIVER-BRIAN SIMMONDS	409.50
				527.13615	Claremont Yacht Club Inc	
				INV	2/12/11 VOL B/FAST-CATERING,RM HIRE,REFRESHMENTS	1,567.50
				527.13690	Pacific Biologics Pty Ltd	
				INV	4 CASE PROLINK XR BRIQUET 220	5,723.52
				527.13803	Snap Printing Northbridge	
				INV	120X DL CARDS-VOL B/FST INVITES	87.00
				INV	400 A4 FLYERS-LOCAL STUDIES	438.00
				INV	120 BOOKLETS A5-CITIZENSHIP PROGRAMS	526.00
				527.13824	ALS Library Services Pty Ltd	
				INV	LOCAL STOCK RESOURCES JAN 12 N/LIB	589.53
				INV	LOCAL STOCK RESOURCES JAN 12 MTC/LIB	59.98
				527.13851	Reece's Structures & Gilkison Event	
				INV	HIRE-20X BEAN BAGS04SURE FESTIVAL	198.00
				527.13854	Gavin Construction	
				INV	JOHN LECKIE PAV REFURBISHMENT	331,458.06



CITY OF NEDLANDS

All Payments 1/02/2012 to 29/02/2012

Database: LIVE

Page: 25

<u>Chq/Ref</u>	<u>Pavee</u>	<u>Date</u>	<u>Amount</u>	<u>Tran</u>	<u>Description</u>	<u>Amount</u>
				527.13883	Oliver's Lawn & Landscaping Pty Ltd	
				INV	JAN 2012 IRRIGATION MAINT SVCES	6,443.63
				INV	JAN 2012 IRRIGATION MAINT SVCES	6,121.50
				INV	JAN 2012 IRRIGATION MAINT SVCES	4,100.25
				527.13917	NCC National Seminar Series	
				INV	3X BCA INFO SEMINAR PERTH 2012	585.00
				527.4040	The Lane Bookshop	
				INV	LOCAL STCK RESOURCES JAN 12 N/LIB	159.87
				INV	LOCAL STOCK RESOURCES N/LIB JAN 2012	87.90
				527.4120	Lightning Laundry	
				INV	LAUNDRY SERVICE PROCC - DEC 2011	315.00
				527.4150	LO-GO Appointments	
				INV	W/E 28/1/12 M ROACH CASUAL STAFF	1,577.46
				INV	W/E 21/1/12 M ROACH CASUAL STAFF	1,892.00
				INV	W/E 4/2/12 M ROACH CASUAL STAFF	2,211.28
				527.4500	McLeods Barristers & Solicitors	
				INV	FRANCO:38 & 40 JUTLAND PDE - 28499	2,298.47
				INV	2 HYNES RD DALK-SHORT STAY ACCOMMODATION 30410	1,810.90
				INV	SONIC HLTHCARE LTD:13 BEDBROOK PLC SHENTON PK	5,622.08
				INV	CHALLENGE STADIUM-APPLICATION PART 6 HLTH ACT	632.17
				527.4945	SHEPPARD'S NEWSROUND	
				INV	NEWSPAPER DELIVERY 1 - 28/1/12	43.32
				527.4959	NEDLANDS TYRE SERVICE	
				INV	4X 215/60R17 PIRELLI STEEL RADIALS	1,306.00
				527.6520	Bullivants Pty Ltd	
				INV	UNIFORMS-ENVIRONMENTAL HLTH	132.00
				527.6560	Southern Scene Pty Ltd	
				INV	REPLACEMENT CD 2X	13.41
				527.6585	SPOTLIGHT PTY LTD	
				INV	SUPPLIES FOR CHRISTMAS-DRC	72.43
				527.760	Brealey Plumbing Service	
				INV	RPR DAMAGED PIPE-47 BROOME ST MTR-INV 466546	154.00
				INV	PROCC-INSTALL 3X NEW SINKS,3X MIXER TAPS	2,530.00
				INV	RPR DAMAGED COPPER PIPE-ALLEN PK LOWER	154.00
				INV	RPR BURST WATER PIPE-PROCC	187.00
				INV	J LECKIE-DISCONNECTED SHWRS-DEMOUNTABLES	137.50
				INV	PLUMBING MAINTENANCE-TRESILLIAN	236.50



CITY OF NEDLANDS

All Payments 1/02/2012 to 29/02/2012

Database: LIVE

Page: 26

<u>Chq/Ref</u>	<u>Pavee</u>	<u>Date</u>	<u>Amount</u>	<u>Tran</u>	<u>Description</u>	<u>Amount</u>
				INV	PLUMBING MAINT-ALLEN PK	203.50
			527.7675		Landgate - GRV	
				INV	7/1 - 20/1/12 GRV'S SCHDL G2012/2	202.95
			527.8010		Corporate Express Australia Ltd	
				INV	1 CTN BUNDABERG GINGER BEER STUBBIES 375M	42.01
				INV	2 CTN BUNDABERG GINGER BEER STUBBIES 375M	84.02
			527.860		Bunnings Group Limited	
				INV	PAINT EXT WEATHERSHIELD 4L	79.32
			527.880		Bunzl Limited	
				INV	WIPES REFILLS,HYGENEX SPRAY,GLOVES,HND TWL	674.41
			527.9872		Civica Pty Ltd	
				INV	31/3/12-30/3/13 BIS & EXCEL RPT WRITER LICENCE	11,000.00
				INV	MS - DR & ADMIN SVCES MARCH 2012	7,931.00
			527.9927		Webb & Brown Neaves	
				fund	PARTIAL REFUND BOND RE 12 Swansea Street	1,019.10
528	EFT TRANSFER: - 29/02/2012	29/02/2012	-166,294.08	528.100	Advantech Mobile Auto Electrics	
				INV	RPR ALTERNATOR WIRING,RPLCD RH STROBE	308.00
				INV	RPR REAR HARNESS,RPLCE VOLTAGE REDUCER	539.00
			528.10192		Local Govt Planners Association	
				INV	LGPA B/FAST-RENEWING THE FOUNDATION 7X	385.00
			528.11804		West Australian Local Government As	
				INV	UNEXPENDED FUNDS-LOC GOV DRINKSAFE PROJ	906.20
			528.12238		MEN IN HARMONY BARBERSHOP CHORUS (I	
				INV	PERFORMANCE-AUST DAY CITIZENSHIP CEREMONY	650.00
			528.12278		Classic Tree Services	
				INV	STREET TREE PRUNING SECTOR 3	891.00
				INV	STREET TREE PRUNING SECTOR 2	2,250.60
				INV	STREET TREE PRUNING SECTOR 3	1,127.50
				INV	STREET TREE PRUNING SECTOR 2	1,507.00
				INV	STREET TREE PRUNING SECTOR 3	3,234.00
			528.12305		Natsync Environmental	
				INV	BEE HIVE REMOVAL	695.00
			528.12350		Capital Recycling	
				INV	36 CARTAGE CONCRETE/SAND 17/1/12	762.30
			528.12456		WA PROFILING	
				INV	UNDERWOOD AVE-HIRE W500 PROFILER/BOBCAT BRM	1,881.00
				INV	UNDERWOOD AVE-HIRE W2000 9122SQM 25MM D	22,391.82



CITY OF NEDLANDS

All Payments 1/02/2012 to 29/02/2012

Database: LIVE

Page: 27

<u>Chq/Ref</u>	<u>Pavee</u>	<u>Date</u>	<u>Amount</u>	<u>Tran</u>	<u>Description</u>	<u>Amount</u>
				INV	UNDERWOOD AVE-HIRE W500 PROFILER/BOBCAT BRM	2,194.50
				INV	UNDERWOOD AVE-HIRE W2000 540SQM 25MM D	3,778.50
				528.12546	Greenway Enterprises	
				INV	2X SOLO KNAPSACK 15L - SPRAYERS	497.27
				528.12644	Insight CCS	
				INV	JAN 12 CONTRACT CA0126 A/HRS CALL SVCE	257.57
				528.12648	Mt Claremont Newsround	
				INV	8/1/12-4/2/12 NEWSPAPER DELIVERY MTC/LIB	90.28
				528.12677	Wilson Security	
				INV	1/12 RANDOM PATROLS-MTC OVAL/SWANB HOSP	2,559.42
				INV	JAN 12 MOBILE PATROL & LOCK UP SVCE-SWN C/PK	125.36
				INV	1/12 MOBILE PATROL & LOCK UP SVCE-MTC/LIB	196.70
				INV	JAN 12 MOBILE PATROL & LOCK UP SVCE-N/LIB	304.89
				528.12754	Armaguard	
				INV	SECURITY DAILY TAKINGS 22/12/11-27/1/12	1,005.00
				528.12890	Mr M R Cole	
				INV	REIMBURSE INTERNET 4/1-3/2/12	69.95
				528.12960	Atlantic Therapy Services	
				INV	CASUAL STAFF - L COWLING 31/1/2012	162.42
				INV	CASUAL STAFF - S CORNELL 9/2/12-DRC	162.42
				528.13055	Simon Pental Architect	
				INV	DC Cruickshank Masterplan - Architectural	8,167.50
				528.13178	OCLC (UK) Ltd	
				INV	AMLIB UPGRADE TO V5.3 + TECH ASSISTANCE	412.50
				528.13220	Lightning Towing	
				INV	TOW AWAY TRITON GRT 387	115.50
				528.13290	Mr V R Senathirajah	
				INV	REIMBURSE AIRFARES-CONF 7-9/3/12	615.70
				528.13382	H & L GLASS	
				INV	SUP/FIT WINDSCREEN TO XTRAIL 1DRY084	275.00
				INV	SUP/FIT LHF DOOR GLASS-FORD RANGER 1DDV785	242.00
				528.13394	Jacobsen Superannuation Fund	
				INV	Jacobsen Superannuation Fund - 61-12-17-18-61	47.60
				528.13733	Palm Springs-West Coast Spring Water	
				INV	2X 15L COOLER WATER BOTTLE-NCC	13.50
				528.13755	Analytical Reference Laboratory (WA	
				INV	1X D017 ASBESTOS ID-PLM-76 PHILIP RD	60.50
				528.13849	Kongs Oriental Supermarket	



CITY OF NEDLANDS

All Payments 1/02/2012 to 29/02/2012

Database: LIVE

Page: 29

<u>Chq/Ref</u>	<u>Pavee</u>	<u>Date</u>	<u>Amount</u>	<u>Tran</u>	<u>Description</u>	<u>Amount</u>
TOTAL PAYMENTS			<u><u>-\$2,981,055.04</u></u>			