



City of Nedlands

Agenda

Council Meeting

27 August 2013

Dear Council member

The next ordinary meeting of the City of Nedlands will be held on Tuesday 27 August 2013 in the Council chambers at 71 Stirling Highway Nedlands commencing at 7 pm.

Greg Trevaskis
Chief Executive Officer
20 August 2013

Table of Contents

Declaration of Opening	4
Present and Apologies and Leave Of Absence (Previously Approved)	4
1. Public Question Time	5
1.1 Ms A Jones, 97 Clifton Street, Nedlands – Supplementary Questions to Council Meeting of 20 June 2013.....	5
1.2 Ms A Jones, 97 Clifton Street, Nedlands – Pesticide Risk	9
2. Addresses by Members of the Public.....	10
3. Requests for Leave of Absence	11
4. Petitions	11
5. Disclosures of Financial Interest	11
6. Disclosures of Interests Affecting Impartiality.....	11
7. Declarations by Members That They Have Not Given Due Consideration to Papers.....	12
8. Confirmation of Minutes	12
8.1 Special Council meeting 20 June 2013	12
8.2 Ordinary Council meeting 23 July 2013	12
9. Announcements of the Presiding Member without discussion	12
10. Members announcements without discussion.....	12
11. Matters for Which the Meeting May Be Closed	12
12. Divisional reports and minutes of Council committees and administrative liaison working groups.....	13
12.1 Minutes of Council Committees	13
12.2 Planning & Development Report No's PD32.13 to PD40.13 (copy attached)	14
PD33.13 No.173 (Lot 502) Alfred Road, Swanbourne – Proposed Landscaping, Fairway Re-alignment and Re-contouring at Cottesloe Golf Club (Holes 12, 13 & 14)	16
PD34.13 Proposed Masterplan for Hollywood Private Hospital, Lot 564 (No. 101) Monash Avenue, Nedlands	20
PD35.13 Proposed Outlined Development Plan for the Christ Church Grammar School Playing Fields - Lot 816 Stephenson Ave, Mt Claremont	21
PD36.13 No. 15 (Lots 9970 & 10754) Bedbrook Place, Shenton Park – Proposed Outline Development Plan for Cancer Council Western Australia.....	22
PD37.13 Finalisation of Scheme Amendment No. 200 - Amend the Zoning of Lot 289 (No 123) Dalkeith Road from 'Service Station' to 'Residential' with 'Additional Use' to Allow Three (3) Dwellings	24
PD38.13 Lots 4 & 105 Underwood Avenue, Shenton Park - Adoption of Proposed Limited Outline Development Plan for the University of Western Australia Biological Resources Support Facility	25
PD39.13 Approval to Keep Three (3) Dogs at 127 Rochdale Road, Mt Claremont	26
PD40.13 Naked Fig Cafe Sub-Lease Amendment.....	27

12.3	Technical Services Report No's TS11.13 to TS14.13 (copy attached)	29
TS11.13	Request for Street Tree Removal.....	29
TS12.13	Review of the Proposed Parking and Parking Facilities Local Law.....	31
TS13.13	Parking Restrictions – Stubbs Terrace.....	32
TS14.13	Bruce Street / Elizabeth Street Black Spot Intersection Improvements	33
12.4	Corporate & Strategy Report No's CPS25.13 to CPS26.13 (copy attached)	34
CPS25.13	List of Accounts Paid – June 2013.....	34
CPS26.13	Policy Review.....	35
13.	Reports by the Chief Executive Officer	36
13.1	Common Seal Register Report – July 2013	36
13.2	List of Delegated Authorities – July 2013	37
13.3	Monthly Financial Report – July 2013	38
13.4	Investment Report – July 2013	42
13.5	Local Government Reform Mayor's Representative	44
13.6	Referendum Proposal on Amalgamations.....	45
14.	Elected Members Notices of Motions of Which Previous Notice Has Been Given.....	48
14.1	Councillor Hodsdon – Weed Control.....	48
15.	Elected members notices of motion given at the meeting for consideration at the following ordinary meeting on 24 September 2013.....	51
16.	Urgent Business Approved By the Presiding Member or By Decision	51
17.	Confidential Items	51
	Declaration of Closure	51

City of Nedlands

Notice of an ordinary meeting of Council to be held in the Council chambers, Nedlands on Tuesday 27 August 2013 at 7 pm.

Council Agenda

Declaration of Opening

The Presiding Member will declare the meeting open at 7 pm and will draw attention to the disclaimer below.

(NOTE: Council at its meeting on 24 August 2004 resolved that should the meeting time reach 11.00 p.m. the meeting is to consider an adjournment motion to reconvene the next day).

Present and Apologies and Leave Of Absence (Previously Approved)

Leave of Absence Councillor K E Collins Coastal Districts Ward
(Previously Approved)

Apologies His Worship the Mayor, R M Hipkins

Disclaimer

Members of the public who attend Council meetings should not act immediately on anything they hear at the meetings, without first seeking clarification of Council's position. For example by reference to the confirmed Minutes of Council meeting. Members of the public are also advised to wait for written advice from the Council prior to taking action on any matter that they may have before Council.

Any plans or documents in agendas and minutes may be subject to copyright. The express permission of the copyright owner must be obtained before copying any copyright material.

1. Public Question Time

A member of the public wishing to ask a question should register that interest by notification in writing to the CEO in advance, setting out the text or substance of the question.

The order in which the CEO receives registrations of interest shall determine the order of questions unless the Mayor determines otherwise. Questions must relate to a matter affecting the City of Nedlands.

1.1 Ms A Jones, 97 Clifton Street, Nedlands – Supplementary Questions to Council Meeting of 20 June 2013

Question 1a

If, as stated in the City's answers to my questions in the Minutes, 20 June, the answer to my question 1, as to which chemicals were used between 1982 and 1990 in my back lane, was not available because the information is in archives, will Council please search the archives and make the findings public? If not, why not?

No. Substantial time and cost without any guarantee of finding all relevant information.

Question 2a

Do Councillors and Administration believe that in determining a policy and course of action for the management of public land, they should firstly do no harm to the community? Yes or No.

Yes. Council does this in accordance with industry and regulatory standards.

Question 2b

If it is the case that "seeds/burrs are painful and distressing" as stated in the City's response to my question, does the City have evidence that these are more painful and more distressing to the community than life threatening or life altering conditions such as cancers, neurological diseases, autoimmune disease and birth defects that have been linked to pesticide exposure? Yes or No.

Administration has previously provided an answer to this question, refer to the earlier advice.

Question 2c

If the answer is Yes how does the City records all dates and complaints regarding weeds and chemical spraying and will the City make publicly available that statistical information and the nature of complaints about weeds and chemicals? If not, why not?

N/A.

Question 2d

As not all flat weeds have burrs that cause pain and as most burrs and seeds can only be felt on bare skin such as on bare feet, does the City believe that it would be safer to expose children's bare feet to the chemical poisons that are sprayed on the grass, particularly as there is always some moisture in green grass and the pesticide is unlikely to be "dry" when signage is removed, as is often claimed by pesticide applicators and managing authorities? Yes or No.

The City has not carried out a comparative safety study between injuries from burrs and pesticide harm.

The City adheres to all product label requirements listed on product labels including re-entry periods. To have this question answered accurately you will need to refer this question to the Australian Pesticides and Veterinary Medicines Authority who regulate pesticide labelling and conduct the product risk assessments which dictate label requirements.

Question 2e

Do Councillors and Administration believe that complaints from residents regarding seeds and burrs on parkland necessarily indicate residents preference for the chemical poisoning of weeds? Yes or No.

No.

Questions 2f

If yes, will the City please provide evidence of broad community consultation, including medical and scientific information about pesticides and an independent comparative risk assessment of weeds and pesticides and their respective risk to public health and the environment?

N/A. Refer to APVMA.

Question 3a

Is the City the buyer of the pesticides and does the City authorise their use?

Previously answered.

Questions 3b

Is the City aware that the Conditions of Sale do not refer only to the "user" and to "misuse" the product and that manufacturers accept "no responsibility for any consequences whatsoever" resulting from the use of the product?

The City is aware of the conditions of sale of the product.

Question 3c

What is the country of origin of the pesticides purchased and authorised for use by the City of Nedlands and is the City of the view that the country of origin has high standards for ensuring that its products are not contaminated?

The City takes advice from the APVMA on the suitability of products for use in Australia and only uses registered products in accordance with label instructions.

Question 3d

How does the City of Nedlands ensure that the pesticides purchased for use on the City's public land are not contaminated with unknown products or dioxins?

Previously answered.

Question 3e

Do Councillors and Administration believe that it is wise to spray highly controversial known poisons on public land in light of the risk of harm the contamination of land and the Conditions of Sale which, contrary to the City's answer 3 refer to "any purpose for which (Glyphosate) is used by the buyer, whether in accordance with directions or not"? Yes or No.

Refer to 3c.

Question 4a

If stated in the City's response in Minutes 20 June 2013, the City did not use 2,4-D subsequent to 2007, will the City please confirm when any quantities of 2,4 – D were last purchased by the City and stored in Council's or any other Council's depot and which areas of public land were last sprayed with 2,4-D?

Previously answered.

Question 4b

If the City cannot or will not provide the requested information why not?

Previously answered.

Question 4c

If the City's letter to residents, August 2012 advising of the spraying of all turf areas with 2,4-D, Dicamba and Diflufenican was incorrect because it contained a "cut and paste typographical error", were all residents notified by letter of the mistake and of the "correct" chemical cocktail that was or that would be used and will the City please forward me a copy of that letter? If not, why not.

Answer has been previously provided.

Question 4d

What is the City's answer to my Questions 4b which asked: "are Councillors aware of the national and international controversy surrounding the use of these products"? Yes or No.

Councillors may answer this question at their own volition.

Question 5a

Will the City correct its answer to Question 5 in regard to Dr. Seneff's recent report which also speaks about Glyphosate as an "environmental toxin" and "Glyphosate exposure", and which does not simply speak about Glyphosate in food. See page 3.

The City does not consider its response to be incorrect.

Question 5b

As Question 5 referred to recent reports about the hazards of Glyphosate and other pesticides, why does the City refer to only one report about only Glyphosate when there are so many medical and scientific reports that refer to the adverse environmental and health effects of Glyphosate and other pesticides, particularly as Glyphosate is not the only pesticide that the City uses on public land?

Previously answered.

Question 5c

Will Councillors and Administration ensure that they inform themselves about the harm and risk of harm from pesticides by reading readily accessible scientific reviews on the adverse effects of pesticides on human health and the natural environment? If not, why not?

Previously answered.

Question 6a

Do Councillors and Administration believe that the City's answer to Question 6 ignored the important adverse health implications of reverting to the use of pesticides in residential areas which was the apparent intention of Councillors' decision to not allocate funding for the continuation of a pesticide-free methodology in the Annual Budget? Yes or No.

No. The APVMA have advised when registered products are used in accordance with label instructions they will not have any negative effects on people, animals or the environment.

Question 6b

If Councillors have undertaken to act in the interests of electors, residents and ratepayers and if Administration have undertaken to make Recommendations to Councillors as to the policy decisions that Councillors should make, would the City's and Councillors' failure to take action to prevent harm from the spraying of known toxic chemicals on public land be an omission to perform their respective duties?

No.

Question 6c

What are the legal implications to the City of Nedlands and Councillors of knowingly failing to prevent harm by taking action to remove a practice that is of benefit to the community?

Nil. The use of registered pesticide products in accordance with label instructions is a legal activity in all jurisdictions throughout Australia.

1.2 Ms A Jones, 97 Clifton Street, Nedlands – Pesticide Risk

Question 1

The Environmental Health Officer is an authorised officer under the Health Act 1911 and the Poisons Act 1964 and has the responsibility to ensure compliance with the pesticide related Regulations of these Acts. As Councillors rely on the sound advice of Administration on policy matters, what information have Councillors received from the Environmental Health Officer regarding the risks to human health and to the natural environment from pesticides?

Answer 1

Pesticide licensing of technicians, registration of pesticide businesses, surveillance, monitoring safety advice and education is conducted by the Pesticide Safety Branch of the Western Australian Department of Health.

Question 2

Will the City please provide written confirmation from the City's Environmental Health Officer that he or she has clearly understood the risks to public health and the environment from a return to the use of toxic chemicals around residential areas, has reviewed the risk mitigation measures being proposed to protect public health and considers them to be practical, effective, accountable and auditable? Note that "Elimination" ranks highest in the hierarchy of control in Risk Management.

Answer 2

Pesticide licensing of technicians, registration of pesticide businesses, surveillance, monitoring safety advice and education is conducted by the Pesticide Safety Branch of the Western Australian Department of Health.

Question 3

As I have been advised that in the Hollywood ward chemicals have not been used on paved areas for 15 years and in all four wards of the City for more than 10 years, will the City please provide written confirmation from the Senior Environmental Health Officer advising of any new medical or scientific evidence that contradicts the advice received more than a decade ago that it was "not appropriate" to "chemical spray in the City".

Answer 3

Pesticide licensing of technicians, registration of pesticide businesses, surveillance, monitoring safety advice and education is conducted by the Pesticide Safety Branch of the Western Australian Department of Health.

Question 4

As Councillors are responsible for the City's policies, and as Councillors in 2003 unanimously voted contrary to the advice of Administration and, in so doing, protected the health of the community from exposure to toxic pesticides, will Councillors consider whether they can have any confidence in the advice that is being given to them now by the current Administration?

Answer 4

For Councillors to answer.

Question 5

Does it make any sense at all to remove a known health benefit from the Community and to reintroduce known toxic chemicals at a time when nationally and internationally pesticides have been linked to many modern illnesses and environmental harm, by eminent health professionals and academics, including our own UWA academic, Dr. Gavan McGrath - Western Suburbs Weekly, 30th July, page 19, "Academic warns City over herbicide plan"?

Answer 5

Yes, compliant use and application, product efficacy and financial benefit are also valid considerations for Council's decision on this matter.

Question 6

As already questioned in previous correspondence to the City, will it be acceptable for Administration and Councillors to claim that they were not aware of the harm or the risk of harm from pesticide exposure when there is clear evidence of harm such as Pesticide Illness with its Flulike symptoms, Multiple Chemical Sensitivity, Parkinson's Disease, Multiple Sclerosis, Autism, cancers, various neurological and autoimmune diseases?

Answer 6

Providing the pesticides are used and applied correctly. Council will have acted in good faith and there is no expected harm to arise from Council activities in this area.

2. Addresses by Members of the Public

Addresses by members of the public who have completed Public Address Session Forms to be made at this point.

3. Requests for Leave of Absence

Any requests from Councillors for leave of absence to be made at this point.

4. Petitions

Petitions to be tabled at this point.

5. Disclosures of Financial Interest

The Presiding Member to remind Councillors and Staff of the requirements of Section 5.65 of the *Local Government Act* to disclose any interest during the meeting when the matter is discussed.

A declaration under this section requires that the nature of the interest must be disclosed. Consequently a member who has made a declaration must not preside, participate in, or be present during any discussion or decision making procedure relating to the matter the subject of the declaration.

However, other members may allow participation of the declarant if the member further discloses the extent of the interest. Any such declarant who wishes to participate in the meeting on the matter, shall leave the meeting, after making their declaration and request to participate, while other members consider and decide upon whether the interest is trivial or insignificant or is common to a significant number of electors or ratepayers.

6. Disclosures of Interests Affecting Impartiality

The Presiding Member to remind Councillors and Staff of the requirements of Council's Code of Conduct in accordance with Section 5.103 of the *Local Government Act*.

Councillors and staff are required, in addition to declaring any financial interests to declare any interest that may affect their impartiality in considering a matter. This declaration does not restrict any right to participate in or be present during the decision-making procedure.

The following pro forma declaration is provided to assist in making the disclosure.

"With regard to the matter in item x..... I disclose that I have an association with the applicant (or person seeking a decision). As a consequence, there may be a perception that my impartiality on the matter may be affected. I declare that I will consider this matter on its merits and vote accordingly."

The member or employee is encouraged to disclose the nature of the association.

7. Declarations by Members That They Have Not Given Due Consideration to Papers

Members who have not read the business papers to make declarations at this point.

8. Confirmation of Minutes

8.1 Special Council meeting 20 June 2013

The minutes of the Special Council meeting held 20 June 2013 are to be confirmed.

8.2 Ordinary Council meeting 23 July 2013

The minutes of the ordinary Council meeting held 23 July 2013 are to be confirmed.

9. Announcements of the Presiding Member without discussion

Any written or verbal announcements by the Presiding Member to be tabled at this point.

10. Members announcements without discussion

Written announcements by Councillors to be tabled at this point.

Councillors may wish to make verbal announcements at their discretion.

11. Matters for Which the Meeting May Be Closed

Council, in accordance with Standing Orders and for the convenience of the public, is to identify any matter which is to be discussed behind closed doors at this meeting, and that matter is to be deferred for consideration as the last item of this meeting.

12. Divisional reports and minutes of Council committees and administrative liaison working groups

12.1 Minutes of Council Committees

This is an information item only to receive the minutes of the various meetings held by the Council appointed Committees (N.B. This should not be confused with Council resolving to accept the recommendations of a particular Committee. Committee recommendations that require Council's approval should be presented to Council for resolution via the relevant departmental reports).

The Minutes of the following Committee meetings (in date order) are to be received:

Council Committee

13 August 2013

Unconfirmed, Circulated to Councillors on 20 August 2013

Note: As far as possible all the following reports under items 12.2, 12.3, 12.4 and 12.5 will be moved en-bloc and only the exceptions (items which Councillors wish to amend) will be discussed.

12.2 Planning & Development Report No's PD32.13 to PD40.13 (copy attached)

Note: Regulation 11(da) of the *Local Government (Administration) Regulations 1996* requires written reasons for each decision made at the meeting that is significantly different from the relevant written recommendation of a committee or an employee as defined in section 5.70, but not a decision to only note the matter or to return the recommendation for further consideration.

PD32.13	No. 80 (Lot 74) Rosedale Street, Floreat – Proposed Observatory
----------------	--

Committee	13 August 2013
Council	27 August 2013
Applicant	Paul & Ligia Kralert
Owner	As Above
Officer	Laura Sabitzer – Planning Officer
Director	Peter Mickleson – Director Planning & Development
File Reference	DA13/65; RO5/80
Previous Item	Nil

Committee Recommendation

Council approves an application for a proposed observatory at No. 80 (Lot 74) Rosedale Street, Floreat in accordance with the application received 19 February 2013 and the plans received 26 February 2013.

Recommendation to Committee

Council:

1. refuses an application for a proposed observatory at No. 80 (Lot 74) Rosedale Street, Floreat in accordance with the application received 19 February 2013 and the plans received 26 February 2013 for the following reasons:
 - a. the observatory does not meet the design principles listed at clause 5.1.3 P3.1 of the Residential Design Codes of WA 2013 (refer to Advice Note 1);
 - b. the observatory does not meet the design principles listed at clause 5.1.4 P4 of the Residential Design Codes of WA 2013 (refer to Advice Note b); and
 - c. the proposal is not orderly and proper planning.

Advice Notes specific to this refusal:

1. the observatory is considered to be a bulky structure in the rear setback area, and the proposed setback does not reduce the impact of the building bulk on the adjoining property to the east; and
2. the addition of the observatory would increase the building bulk at the site and limit the provision of useable open space at the site. The open space provided is not consistent with the character or expectations of a residential property coded R12.5.

PD33.13	No.173 (Lot 502) Alfred Road, Swanbourne – Proposed Landscaping, Fairway Re-alignment and Re-contouring at Cottesloe Golf Club (Holes 12, 13 & 14)
----------------	---

Committee	13 August 2013
Council	27 August 2013
Applicant	Cottesloe Golf Club Inc
Owner	State of WA – Vested to City of Nedlands
Officer	Elle O'Connor – Planning Officer
Director	Peter Mickleson – Planning & Development
File Reference	AL3/173-03: DA2010/528: M13/20568
Previous Item	Nil

Committee Recommendation

Council:

1. recommends approval to the Western Australian Planning Commission (WAPC) for landscaping, fairway re-alignment and re-contouring (Holes 12, 13 & 14) at Cottesloe Golf Club located at No.173 (Lot 502) Alfred Road, Swanbourne in accordance with the application dated 29 October 2010 and the Tree Clearing Plan and site plan dated 3 July 2013 subject to the following conditions:
 - a. the existing Tuart tree identified as 'possibility to save' in Section 3 of the 'Tree Clearing Plan' received 3 July 2013, shall be retained if at all practical;
 - b. the applicant is to replace every single tree removed with two (2) trees;
 - c. tree species for replacement should be locally occurring natives;
 - d. trees should be planted in the next winter, following the time they were removed;
 - e. trees not proposed for removal are to be retained and protected during the construction process in accordance with AS 4970-2009 Protection of Trees on Development Sites and AS 4373 Pruning of Amenity Trees;

- f. the only trees to be removed are those identified in the 'Tree Removal Clearing Plan' received 3 July 2013;**
- g. the remnant vegetation proposed for removal in Section 7 of Hole 13 as identified on the plan attached to the 'Tree Clearing Plan' is to undergo top soil relocation to the satisfaction of the City (refer to Advice Note 2);**
- h. all construction is to be undertaken from within the development site as detailed on the Site Plan, not from within surrounding vegetated areas;**
- i. no storage of materials, toilets, site offices or parking for vehicles is to occur in the surrounding vegetated areas along fairways, they are to be treated as tree protection zones; and**
- j. if during construction works reptile and other fauna is found they are to be appropriately relocated.**

Advice Notes:

- 1. the applicant is reminded that this development approval does not give approval under any other Act. The applicant is required to gain all necessary approvals under all other relevant legislation before undertaking the works. This may include, but is not limited to:**
 - a. the *Environment Protection and Biodiversity Conservation Act 1999*;**
 - b. the *Environmental Protection Act 1986*; and**
 - c. the *Wildlife Conservation Act 1950*.**
- 2. it is preferable that the remnant vegetation to be removed is relocated to the north west corner of the site, directly abutting vegetation contained within the Bush Forever Site 315; and**
- 3. the applicant is reminded of its obligations and requirements under the lease agreement for the site, and all necessary requirements will need to be fulfilled before undertaking the works and/or removing any vegetation. This includes the agreement of a Management Plan with the City and written approval of any tree removal.**

Recommendation to Committee

Council either:

1. recommends approval to the Western Australian Planning Commission (WAPC) for landscaping, fairway re-alignment and re-contouring (Holes 12, 13 & 14) at Cottesloe Golf Club located at No.173 (Lot 502) Alfred Road, Swanbourne in accordance with the application dated 29 October 2010 and the Tree Clearing Plan and site plan dated 3 July 2013 subject to the following conditions:
 - a. the existing Tuart tree identified as 'possibility to save' in Section 3 of the 'Tree Clearing Plan' received 3 July 2013, shall be retained;
 - b. the applicant is to replace every single tree removed with two (2) trees;
 - c. tree species for replacement should be locally occurring natives such as W.A Peppermints and Tuarts at a minimum size of 500L;
 - d. trees should be planted in the next winter, following the time they were removed;
 - e. trees not proposed for removal are to be retained and protected during the construction process in accordance with AS 4970-2009 Protection of Trees on Development Sites and AS 4373 Pruning of Amenity Trees;
 - f. the only trees to be removed are those identified in the 'Tree Removal Clearing Plan' received 3 July 2013, (with the exception of the Tuart tree listed above which is to be retained);
 - g. the remnant vegetation proposed for removal in Section 7 of Hole 13 as identified on the plan attached to the 'Tree Clearing Plan' is to undergo top soil relocation to the satisfaction of the City (refer to Advice Note 2);
 - h. all construction is to be undertaken from within the development site as detailed on the Site Plan, not from within surrounding vegetated areas;
 - i. no storage of materials, toilets, site offices or parking for vehicles is to occur in the surrounding vegetated areas along fairways, they are to be treated as tree protection zones; and
 - j. survey and relocation of reptile and other fauna is to be undertaken prior to any development work.

Advice Notes:

1. the applicant is reminded that this development approval does not give approval under any other Act. The applicant is required to gain all necessary approvals under all other relevant legislation before undertaking the works. This may include, but is not limited to:
 - a. the *Environment Protection and Biodiversity Conservation Act 1999*;
 - b. the *Environmental Protection Act 1986*; and
 - c. the *Wildlife Conservation Act 1950*.
2. it is preferable that the remnant vegetation to be removed is relocated to the north west corner of the site, directly abutting vegetation contained within the Bush Forever Site 315; and
3. the applicant is reminded of its obligations and requirements under the lease agreement for the site, and all necessary requirements will need to be fulfilled before undertaking the works and/or removing any vegetation. This includes the agreement of a Management Plan with the City and written approval of any tree removal.

Or:

1. recommends refusal to the Western Australian Planning Commission for landscaping, fairway re-alignment and re-contouring (Holes 12, 13 & 14) at Cottesloe Golf Club located at No.173 (Lot 502) Alfred Road, Swanbourne in accordance with the application dated 29 October 2010 and the Tree Clearing Plan and site plan dated 3 July 2013 for the following reasons:
 - a. fifty-two (52) trees proposed to be removed from the site are potential foraging species used by Carnaby Cockatoos and the Red-Tailed Black Cockatoos;
 - b. an area of remnant vegetation of significance is proposed to be removed; and
 - c. the site is a strategic link between identified Bush Forever Sites and Greenways.

PD34.13	Proposed Masterplan for Hollywood Private Hospital, Lot 564 (No. 101) Monash Avenue, Nedlands
----------------	--

Committee	13 August 2013
Council	27 August 2013
Applicant	Peter Driscoll, Landvision on behalf of Hollywood Hospital
Officer	Gabriela Poezyn – Manager Strategic Planning
Director	Peter Mickleson – Director Planning & Development
File Reference	MO1/101-09
Previous Item	Nil

Committee Recommendation / Recommendation to Committee

Council:

1. **approves the proposed Hollywood Private Hospital Masterplan dated July 2013 for Lot 564 (No. 101) Monash Avenue in principle to allow for public consultation; and**
2. **instructs Administration to advertise the proposed Hollywood Private Hospital Masterplan dated June 2013 for a minimum period of three (3) weeks.**

PD35.13	Proposed Outlined Development Plan for the Christ Church Grammar School Playing Fields - Lot 816 Stephenson Ave, Mt Claremont
----------------	--

Committee	13 August 2013
Council	27 August 2013
Applicant	Robertsday
Owner	Christ Church Grammar School
Officer	Elle O'Connor – Planning Officer
Director	Peter Mickleson – Director Planning & Development
File Reference	ST4/L816-02 : M13/19390
Previous Item	DA07/306 - DA for Earthworks D17.07 – Limited ODP for Earthworks

Committee Recommendation / Recommendation to Committee

Council:

1. **approves the Outlined Development Plan for the Christ Church Grammar School Playing Fields site in principle for advertising purposes;**
2. **instructs Administration to refer the ODP to the WAPC to seek consent to advertise; and**
3. **instructs Administration to advertise the proposed ODP, upon receiving consent to advertise from the WAPC.**

PD36.13	No. 15 (Lots 9970 & 10754) Bedbrook Place, Shenton Park – Proposed Outline Development Plan for Cancer Council Western Australia
----------------	---

Committee	13 August 2013
Council	27 August 2013
Applicant	Bernard Seeber Pty Ltd
Owner	Cancer Council Western Australia
Officer	Christie Downie – Sustainable Planning Officer
Director	Peter Mickleson – Planning & Development
File Reference	BE2/15-03
Previous Item	D08.10 – February 2010 D44.10 – July 2010

Committee Recommendation

Council:

1. approves in principle, the Outline Development Plan (ODP) for No. 15 (Lots 9970 and 10754) Bedbrook Place, Shenton Park, as per Clause 3.8.3 of Town Planning Scheme No.2 (TPS2), for the purpose of seeking consent from the Western Australian Planning Commission (WAPC) to formally advertise the ODP;
2. instructs Administration to refer the ODP to the WAPC to seek consent to advertise the ODP;
3. instructs Administration to advertise the proposed ODP in accordance with Clauses 3.8.4 and 3.8.5 of TPS2, upon receiving consent to advertise from the WAPC; and
4. requires the Cancer Council of Western Australia to:
 - a. commence the process to amalgamate Lots 9970 and 10754 before the final adoption of this ODP for this site;
 - b. consent to providing pedestrian access along the northern boundary of the subject site to allow controlled public access to the conservation area of Lot 4 to the satisfaction of the City when required by the City; and
 - c. acknowledge that significant remnant bushland is to be retained.

Recommendation to Committee

Council:

1. approves in principle, the Outline Development Plan (ODP) for No. 15 (Lots 9970 and 10754) Bedbrook Place, Shenton Park, as per Clause 3.8.3 of Town Planning Scheme No.2 (TPS2), for the purpose of seeking consent from the Western Australian Planning Commission (WAPC) to formally advertise the ODP;
2. instructs Administration to refer the ODP to the WAPC to seek consent to advertise the ODP;
3. instructs Administration to advertise the proposed ODP in accordance with Clauses 3.8.4 and 3.8.5 of TPS2, upon receiving consent to advertise from the WAPC; and
4. requires the Cancer Council of Western Australia to:
 - a. commence the process to amalgamate Lots 9970 and 10754 before the final adoption of this ODP for this site; and
 - b. consent to providing pedestrian access along the northern boundary of the subject site to allow controlled public access to the conservation area of Lot 4 to the satisfaction of the City when required by the City.

PD37.13	Finalisation of Scheme Amendment No. 200 - Amend the Zoning of Lot 289 (No 123) Dalkeith Road from 'Service Station' to 'Residential' with 'Additional Use' to Allow Three (3) Dwellings
----------------	---

Committee	13 August 2013
Council	27 August 2013
Applicant	Burgess Design Group
Officer	Jason Moore – Strategic Planning Officer
Director	Peter Mickleson – Director Planning & Development
File Reference	TPN/A200
Previous Item	PD10.13 - 26 March 2013

Committee Recommendation

Council:

1. **adopts the proposed scheme amendment to rezone Lot 289 (No 123) Dalkeith Road from 'Service Station' to 'Residential' with 'Additional Use' to allow three (3) dwellings without modification; and**
2. **instructs Administration to progress the proposal in accordance with requirements of the relevant legislation.**

Recommendation to Committee

Council:

1. adopts the proposed scheme amendment to rezone Lot 289 (No 123) Dalkeith Road from 'Service Station' to 'Residential' with 'Additional Use' to allow three (3) dwellings without modification;
2. instructs Administration to progress the proposal in accordance with requirements of the relevant legislation; and
3. instructs Administration to ensure that the 'Feast Cafe' operates with no more than 20 seats when the service station is no longer operational.

PD38.13	Lots 4 & 105 Underwood Avenue, Shenton Park - Adoption of Proposed Limited Outline Development Plan for the University of Western Australia Biological Resources Support Facility
----------------	--

Committee	13 August 2013
Council	27 August 2013
Applicant	CLE Town Planning + Design
Owner	University of Western Australia
Officer	Christie Downie – Sustainable Planning Officer
Director	Peter Mickleson – Director Planning & Development
File Reference	UN1/L4-09
Previous Item	PD08.13 - February 2013

Committee Recommendation

Council:

1. **approves the proposed limited Outline Development Plan for the University of Western Australia Biological Resources Support Facility, Lots 4 & 105 Underwood Avenue, Shenton Park (refer attached);**
2. **instructs Administration to forward the limited Outline Development Plan to the Western Australian Planning Commission for final adoption; and**
3. **acknowledge that significant remnant bushland is to be retained.**

Recommendation to Committee

Council:

1. approves the proposed limited Outline Development Plan for the University of Western Australia Biological Resources Support Facility, Lots 4 & 105 Underwood Avenue, Shenton Park (refer attached); and
2. instructs Administration to forward the limited Outline Development Plan to the Western Australian Planning Commission for final adoption.

PD39.13	Approval to Keep Three (3) Dogs at 127 Rochdale Road, Mt Claremont
----------------	---

Committee	13 August 2013
Council	27 August 2013
Applicant	Samantha Allen
Officer	Kayla Binding – Ranger Team Leader
Director	Peter Mickleson – Director Planning & Development
File Reference	RGS/003-08
Previous Item	Nil

Committee Recommendation / Recommendation to Committee

Council:

1. **approves the keeping of three (3) dogs on the premises at 127 Rochdale Rd, commencing with a three (3) month trial period ending on 30 November 2013 to be reviewed;**
2. **self closing latches are to be installed on all gates; and**
3. **authorises final approval to the Chief Executive Officer (CEO) if no complaints are received during the trial period.**

PD40.13**Naked Fig Cafe Sub-Lease Amendment**

Committee	13 August 2013
Council	27 August 2013
Applicant	City of Nedlands
Owner	City of Nedlands
Officer	Chris Hammond – Environmental Health Coordinator
Director	Peter Mickleson – Director Planning & Development
File Reference	M13/19736
Previous Item	Council Minutes – Item 13.6 Naked Fig Cafe Variation of Sub-lease, 11 December 2012.

Committee Recommendation / Recommendation to Committee**Council:**

- 1. require that the operator of the Naked Fig Café:**
 - a. immediately ensures that the southern single leaf entry/exit door is locked and not used during operation Mode 3 (Live Music/DJ at Band Location 3), except in an emergency situation where the lock can disengage if required, to align with the previous acoustic modelling which the Noise Management Plan dated February 2012 relied on for this door being closed during such mode of operation;**
 - b. have installed on the southern external bifold doors a locking mechanism, so that when configured as required for an operation mode, the doors cannot be manipulated (opened) by anyone except the Naked Fig Cafe staff; and**
 - c. incorporate with the in-house amplification system, a noise limiting system which will automatically limit the in-house system's volume from 10:00pm and this limit is set in accordance with the advice of an acoustic consultant such that it ensures amplified noise will comply with the Environmental Protection (Noise) Regulations 1997, when it is received at neighbouring residential properties.**
- 2. require that the operator of the Naked Fig Café amend the Noise Management Plan dated February 2012 to reflect 1.a, 1.b and 1.c (above), to the satisfaction of the City and the Naked Fig Cafe;**
- 3. is satisfied that the operator of the Naked Fig Cafe has substantially complied with conditions of approval of the Western Australian**

Planning Commission (WAPC) decision issued 13 March 2012, instructs the Mayor and Chief Executive Officer to sign an amendment of Sub-lease with Naked Fig Pty Ltd and Greer Julia Marns and Lorna Alexandra Marns in strict accordance with the aforementioned WAPC decision, specifically on the following terms:

a. approved hours of operation are as follows:

i. core hours

**Sunday 7 am to 10 pm;
Monday to Thursday 7 am to 10 pm;
Friday and Saturday 7 am to 12 midnight; and
New Year's Eve 7 am to 1 am the following day.**

ii. extended hours

**Sunday 6.30 am to 10 pm;
Monday to Thursday 6.30am to 11pm;
Friday and Saturday 6.30am to 12 midnight; and
New Year's Eve 6.30 am to 1 am the following day.**

iii. if substantiated complaints are received in respect to the extended hours, approval for the extended hours will be rescinded and the hours of operation will revert to the core hours. (Substantiation of complaints will be determined by City of Nedlands after an officer/s of the City has attended the site, and has verified that the approved Noise Management Plan dated February 2012 has not been complied with and/or any noise or disturbance arising from the café has exceeded noise levels regulated by the *Environmental Protection (Noise) Regulations 1997*).

b. the approved Noise Management Plan dated February 2012 (as amended) must be implemented at all times during operation of the premises.

4. in accordance with the previous resolution of 11 December 2012 deletes any reference to "functions" in the Sub-lease.

12.3 Technical Services Report No's TS11.13 to TS14.13 (copy attached)

Note: Regulation 11(da) of the *Local Government (Administration) Regulations 1996* requires written reasons for each decision made at the meeting that is significantly different from the relevant written recommendation of a committee or an employee as defined in section 5.70, but not a decision to only note the matter or to return the recommendation for further consideration.

TS11.13	Request for Street Tree Removal
----------------	--

Committee	13 August 2013
Council	27 August 2013
Applicant	City of Nedlands
Officer	Andrew Dickson – Manager Parks Services
Director	Mark Goodlet – Director Technical Services
File Reference	CRS/073, M13/18843
Previous Item	Item 12.4 - report CP31.12 – Council Minutes 24 July 2012

Committee Recommendation

Council approves the request from the owners of 9-11 Hynes Road, Dalkeith for the removal of one (1) Queensland Box tree (*Lophostemon confertus*) street tree adjacent to 11 Hynes Road, Dalkeith conditional to:

- 1. the owners accepting all associated costs for removal of the street tree;**
- 2. the owners providing a minimum of one (1) and a maximum of three (3) WA Peppermint tree/s (*Agonis flexuosa*), to be installed at appropriate intervals on the established planting line within the nature strip and maintained for a period of 12 months from installation, with all associated costs to be borne by the owners.**

Recommendation to Committee

Council approves the request from the owners of 9-11 Hynes Road, Dalkeith for the removal of one (1) Queensland Box tree (*Lophostemon confertus*) street tree adjacent to 11 Hynes Road, Dalkeith conditional to:

1. the owners accepting all associated costs for removal of the street tree;
2. the owners compensating Council, in accordance with Council's Street Trees policy, the amount of \$ 1,440.00 being the current escalated amenity value of the street tree as independently assessed in 2012; and
3. the owners providing three (3) WA Peppermint trees (*Agonis flexuosa*) in 200 litre planting containers or larger, to be installed at nine metres intervals on the established planting line within the nature strip and maintained for a period of 12 months from installation, with all associated costs to be borne by the owners.

TS12.13	Review of the Proposed Parking and Parking Facilities Local Law
----------------	--

Committee	13 August 2013
Council	27 August 2013
Applicant	City of Nedlands
Officer	Rebecca Forrest – Technical Services Administration Officer Mark Goodlet – Director Technical Services
Director	Mark Goodlet – Director Technical Services
File Reference	LEG/003-07/01
Previous Item	Council Meeting – PD07.13 – 26 February 2013 Council Meeting – PD36.12 – 28 August 2012 Council Meeting - PD21.12 – 26 June 2012 Council Meeting - T24.10 – 14 December 2010 Council Meeting – Item 13.2 - 22 June 2010 Council Meeting – CP41.09 - 13 October 2009 Council Meeting Notice of Motion – Item 14.2 - 11 August 2009

Committee Recommendation / Recommendation to Committee

Council adopts the proposed Parking and Parking Facilities Local Law as shown in Attachment 1 in accordance with the statutory requirements, Part 3, Division 2, section 3.12 of the *Local Government Act 1995*.

ABSOLUTE MAJORITY REQUIRED

TS13.13	Parking Restrictions – Stubbs Terrace
----------------	--

Committee	13 August 2013
Council	27 August 2013
Applicant	City of Nedlands
Officer	Rebecca Forrest – Technical Services Administration Officer Mark Goodlet – Director Technical Services
Director	Mark Goodlet – Director Technical Services
File Reference	IFM/414
Previous Item	Nil.

Committee Recommendation / Recommendation to Committee

Council approves the following parking restrictions:

1. **“No Stopping on Bus Zone and Verge” at all times; and**
2. **“No Stopping on Road or Verge, 7.30 am – 9.30 am, 2.30 pm – 4 pm, Monday to Friday”, for approximately 40m on both sides of the Bus Zone on Stubbs Terrace, adjacent to the railway line.**

TS14.13	Bruce Street / Elizabeth Street Black Spot Intersection Improvements
----------------	---

Committee	13 August 2013
Council	27 August 2013
Applicant	City of Nedlands
Officer	Mark Goodlet – Director Technical Services
Director	Mark Goodlet – Director Technical Services
File Reference	IFM/414
Previous Item	T22.11 – 13 December 2011 Council Meeting 23 July 13 – Petition on Elizabeth Bruce Intersection

Committee Recommendation / Recommendation to Committee

Council approves the installation of a roundabout, lighting upgrade and associated works at the intersection of Bruce Street and Elizabeth Street, Nedlands as approved under the Main Roads WA Blackspot Program (refer to Attachment 1).

12.4 Corporate & Strategy Report No's CPS25.13 to CPS26.13 (copy attached)

Note: Regulation 11(da) of the *Local Government (Administration) Regulations 1996* requires written reasons for each decision made at the meeting that is significantly different from the relevant written recommendation of a committee or an employee as defined in section 5.70, but not a decision to only note the matter or to return the recommendation for further consideration.

CPS25.13 List of Accounts Paid – June 2013
--

Committee	13 May 2013
Council	27 May 2013
Applicant	City of Nedlands
Officer	Rajah Senathirajah – Manager Finance
Director	Michael Cole – Director Corporate & Strategy
File Reference	Fin/072-17
Previous Item	Nil

Committee Recommendation / Recommendation to Committee

Council receives the List of Accounts Paid for the month of June 2013 (Refer to Attachment).

CPS26.13 Policy Review

Committee	10 September 2013
Council	24 September 2013
Applicant	City of Nedlands
Officer	Phoebe Huigens, Policy & Projects Officer
Director	Michael Cole, Director Corporate & Strategy
File Reference	CRS/065/02
Previous Item	

Committee Recommendation / Recommendation to Committee

Council approves:

1. **Civic and Ceremonial Functions Policy**
2. **Elected Member Entitlements and Equipment Policy**

13. Reports by the Chief Executive Officer

13.1 Common Seal Register Report – July 2013

The attached Common Seal Register Report for the month of July 2013 is to be received.

Common Seal Register Report

JULY 2013

645	1 July 2013	Corporate & Strategy	Council Resolution Report CPS22.13 25 June 2013	City of Nedlands Dogs Amendment Local Law 2013
646	5 July 2013	Planning & Development	Delegated Authority	Deed of Lease with Elisabeth Mulroney (lessee) of Garage Studio, Tresillian(in duplicate)
647	5 July 2013	Planning & Development	Delegated Authority	Deed of Lease with Caroline Marinovich (lessee) of Language Studio, Tresillian(in duplicate)
648	12 July 2013	Planning & Development	Delegated Authority	Deed of Lease between City of Nedlands & Brenda Gordon and Patricia Sherwood as Joint Tenants for Green Studio at Tresillian Community Centre (3 copies)
649	12 July 2013	Planning & Development	Council Resolution Report PD23.13 25 June 2013	Finalisation of Scheme Amendment No. 198 (Hollywood Hospital Masterplan) (3 copies)
650	31 July 2013	Planning & Development	Delegated Authority	Management Licence of Portion of College Park Family Centre to Nedlands Toy Library (2 copies)

13.2 List of Delegated Authorities – July 2013

The attached List of Delegated Authorities for the month of July 2013 is to be received.

**DELEGATED AUTHORITY REPORT**

List of Delegated Authority - July 2013

DEL13/181**Parking Infringement 3001003 Withdrawn - Thian Poo TEO**

Delegation Type	9C - Withdrawal of Infringement Notices
Date Registered	11/7/2013 at 1:14 PM
Position Exercising Delegated Authority	Manager Sustainable Nedlands
How Delegation Is Recorded	Withdrawal Notice
Applicant	Thian Poo Teo (Addressee)

DEL13/182**Parking Infringement 3005484 Withdrawn - Adrian Hughes**

Delegation Type	9C - Withdrawal of Infringement Notices
Date Registered	11/7/2013 at 1:19 PM
Position Exercising Delegated Authority	Manager Sustainable Nedlands
How Delegation Is Recorded	Withdrawal Notice
Applicant	Adrian Hughes (Addressee)

DEL13/183**Parking Infringement 3000281 Withdrawn - Scott Healey**

Delegation Type	9C - Withdrawal of Infringement Notices
Date Registered	11/7/2013 at 1:20 PM
Position Exercising Delegated Authority	Manager Sustainable Nedlands
How Delegation Is Recorded	Withdrawal Notice
Applicant	Scott Geoffrey Healey (Addressee)

DEL13/178**Seal Certification - Seal No. 645 - City of Nedlands Dogs Amendment Local Law 2013**

Delegation Type	1D - Use of Council's Common Seal and Authority to Sign Documents
Date Registered	1/7/2013 at 2:08 PM
Position Exercising Delegated Authority	Chief Executive Officer
How Delegation Is Recorded	Seal Register
Applicant	City of Nedlands (Addressee)

DEL13/179**Seal Certification - Seal No. 646 - Deed of Lease with Elisabeth Mulroney (lessee) of Garage Studio, Tresillian(in duplicate)**

Delegation Type	1D - Use of Council's Common Seal and Authority to Sign Documents
Date Registered	5/7/2013 at 11:40 AM
Position Exercising Delegated Authority	Chief Executive Officer
How Delegation Is Recorded	Seal Register
Applicant	City of Nedlands (Addressee)

DEL13/180**Seal Certification - Seal No. 647 - Deed of Lease with Caroline Marinovich (lessee) of Language Studio, Tresillian(in duplicate)**

Delegation Type	1D - Use of Council's Common Seal and Authority to Sign Documents
Date Registered	5/7/2013 at 11:43 AM
Position Exercising Delegated Authority	Chief Executive Officer
Applicant	City of Nedlands (Addressee)

DEL13/184**Seal Certification - Seal No. 648 - Deed of Lease between City of Nedlands & Brenda Gordon and Patricia Sherwood as Joint Tenants for Green Studio at Tresillian Community Centre (3 copies)**

Delegation Type	1D - Use of Council's Common Seal and Authority to Sign Documents
Date Registered	12/7/2013 at 2:58 PM
Position Exercising Delegated Authority	Chief Executive Officer
How Delegation Is Recorded	Seal Register
Applicant	City of Nedlands (Addressee)

DEL13/185**Seal Certification - Seal No. 649 - Finalisation of Scheme Amendment No. 198 (Hollywood Hospital Masterplan) (3 copies)**

Delegation Type	1D - Use of Council's Common Seal and Authority to Sign Documents
Date Registered	12/7/2013 at 3:00 PM
Position Exercising Delegated Authority	Chief Executive Officer
How Delegation Is Recorded	Seal Register
Applicant	City of Nedlands (Addressee)

**DELEGATED AUTHORITY REPORT**

List of Delegated Authority - July 2013

Continued...**DEL13/189****Youth Grant - World Universiade Games, Karan, Russia**

Delegation Type 10F - Sponsorship of Youth Initiatives Fund
 Date Registered 16/7/2013 at 9:41 AM
 Position Exercising Delegated Authority Manager Community Development
 How Delegation Is Recorded Authorisation Form
 Applicant Nicholas Hughes (Addressee)

DEL13/186**Parking Infringement 3005484 Withdrawn - Adrian Hughes**

Delegation Type 9C - Withdrawal of Infringement Notices
 Date Registered 15/7/2013 at 10:53 AM
 Position Exercising Delegated Authority Manager Sustainable Nedlands
 How Delegation Is Recorded Withdrawal Notice
 Applicant Adrian Hughes (Addressee)

DEL13/187**Parking Infringement 3000281 Withdrawn - Scott Healey**

Delegation Type 9C - Withdrawal of Infringement Notices
 Date Registered 15/7/2013 at 10:54 AM
 Position Exercising Delegated Authority Manager Sustainable Nedlands
 How Delegation Is Recorded Withdrawal Notice
 Applicant Scott Geoffrey Healey (Addressee)

DEL13/188**Parking Infringement 3004370 Withdrawn - Laura Cole**

Delegation Type 9C - Withdrawal of Infringement Notices
 Date Registered 15/7/2013 at 10:55 AM
 Position Exercising Delegated Authority Manager Sustainable Nedlands
 How Delegation Is Recorded Withdrawal Notice
 Applicant Laura Cole (Addressee)

DEL13/190**Parking Infringement 3004369 Withdrawn - Mike Igglesden**

Delegation Type 9C - Withdrawal of Infringement Notices
 Date Registered 17/7/2013 at 2:30 PM
 Position Exercising Delegated Authority Manager Sustainable Nedlands
 How Delegation Is Recorded Withdrawal Notice
 Applicant Mike Igglesden (Addressee)

DEL13/191**Parking Infringement 3007110 Withdrawn - Estelle Lovelady**

Delegation Type 9C - Withdrawal of Infringement Notices
 Date Registered 19/7/2013 at 2:07 PM
 Position Exercising Delegated Authority Manager Sustainable Nedlands
 How Delegation Is Recorded Withdrawal Notice
 Applicant Estelle Lovelady (Addressee)


DEL13/192**Parking Infringement 3006108 Withdrawn - Murray Brown**

Delegation Type 9C - Withdrawal of Infringement Notices
 Date Registered 25/7/2013 at 10:36 AM
 Position Exercising Delegated Authority Manager Sustainable Nedlands
 How Delegation Is Recorded Withdrawal Notice
 Applicant Murray Brown (Addressee)

DEL13/193**Seal Certification - Seal No. 650 - Management Licence of Portion of College Park Family Centre to Nedlands Toy Library (2 copies)**

Delegation Type 1D - Use of Council's Common Seal and Authority to Sign Documents
 Date Registered 31/7/2013 at 2:44 PM
 Position Exercising Delegated Authority Chief Executive Officer
 How Delegation Is Recorded Seal Register
 Applicant Nedlands Toy Library (Addressee)

13.3 Monthly Financial Report – July 2013

Council	27 August 2013
Applicant	City of Nedlands
Officer	Rajah Senathirajah – Manager Finance
CEO	Greg Trevaskis
CEO Signature	
File Reference	Fin/072-19
Previous Item	Nil

Executive Summary

Administration is required to provide Council with a monthly financial report in accordance with *Regulation 34(1) of the Local Government (Financial Management) Regulations 1996*. The monthly financial variance from the budget of each business unit is reviewed with the respective manager and the Executive to identify the need for any remedial action. Significant variances are highlighted to Council in the attached Monthly Financial Report.

Recommendation to Council

Council receives the Monthly Financial Report for July 2013.

Strategic Plan

KFA: Governance and Civic Leadership

This report will ensure the City meets its statutory requirements.

Background

Regulation 34(1) of the Local Government (Financial Management) Regulations 1996 requires a local government to prepare a monthly statement of financial activity reporting on the revenue and expenditure, as set out in the annual budget.

A statement of financial activity and any accompanying documents are to be presented to the Council at the next ordinary meeting of the Council following the end of the month to which the statement relates, or to the next ordinary meeting of the council after that meeting.

In addition to the above and in accordance with *Regulation 34(5) of the Local Government (Financial Management) Regulations 1996*, each year Council is required to adopt a percentage or value to be used in the reporting of material variances. For this financial year the amount is \$10,000 or 10% whichever is the greater.

Discussion

This report covers the first month of the 2013/14 financial year. However, as the Financial Statements for 2013/14 have not been audited, the opening balances for the current financial year are not available at this stage. The attachments are thus limited to the revenue and expenses for the month of July.

The operating revenue at the end of July 2013 was \$ 23.47 million, which is in line with the year-to-date Budget, and consists largely of the annual rates which were levied in July.

The total operating expense at the end of the first month was \$ 2.23 million. This is marginally lower than the year-to-date Budget, and is to be expected in the first month of the new financial year.

The attached operating statement compares “Actual” with “Budget” by Business Units.

Variations from the Revised Annual Budget of revenue and expenses by Directorates are highlighted in the following paragraphs.

Governance

Expenditure: Unfavourable variance of \$ 36,300
Revenue: Unfavourable variance of \$ 2,900

The unfavourable expenditure variance is essentially a timing difference, with the half-yearly payment of public liability insurance premium in July.

The unfavourable revenue variance is not material.

Corporate and Strategy

Expenditure: Favourable variance of \$ 33,910
Revenue: Unfavourable variance of \$ 209,000

The apparent favourable expenditure variance is due to the timing difference between the payment of loan interest instalments and the Budget.

The unfavourable revenue variance is due partly to the difference between the rates modelling used in developing the revenue Budget and the annual rates levied in July, and the profiling in the Budget of the interest earned from

the City's investment of surplus cash. This variance is expected to reduce as interim rates are levied during the course of the year.

Community Development

Expenditure: Favourable variance of \$ 33,900

Revenue: Favourable variance of \$ 46,300

The favourable expenditure variance is mainly due to the timing difference in the distribution of community grants.

The favourable revenue variance is mainly due to the receipt of increased grant amount from HACC for Nedlands Community Care.

Planning and Development

Expenditure: Favourable variance of \$ 44,700

Revenue: Favourable variance of \$ 133,100

The favourable expenditure variance is due to the delay with Strategic Planning Projects and small savings in employee costs.

The favourable revenue variance is due partly to the receipt of high value Development Applications and the levy of annual swimming pool inspection fees in July.

Technical Services

Expenditure: Favourable variance of \$ 14,700

Revenue: Unfavourable variance of \$ 10,100

The small favourable expenditure variance is mainly due to the slow start in maintenance programs in the first month of the financial year.

The small unfavourable revenue variance is due to there being no disposal of vehicles in July, and a marginal drop in the levy of waste charges.

Capital Works Programme

At the end of July the expenses on new capital works were only \$36,400. This is in line with previous years when the first quarter of the financial year is mainly involved with the development of detailed designs for approved projects, and the mobilisation of resources for implementing the projects.

Consultation

Required by legislation: Yes No

Required by City of Nedlands policy: Yes No

Legislation / Policy

The monthly financial management report meets the requirements of *Regulation 34(1) and 34(5) of the Local Government (Financial Management) Regulations 1996*.

Budget/Financial Implications

As outlined in the Monthly Financial Report.

Risk Management

The monthly financial variance from the budget of each business unit is reviewed with the respective manager and the Executive to identify the need for any remedial action. Significant variances are highlighted to Council in the Monthly Financial Report.

Conclusion

The financial statements to the end of July 2013 indicate that the operating expenses are marginally under the Budget, while revenue is in line with the Budget. This is to be expected at the end of the first month of the new financial year, and it is too early to identify any trends.

Attachments

1. Statement of Financial Activity by Directorates as at 31 July 2013
2. Financial Summary (Operating) by Business Units as at 31 July 2013
3. Capital Works & Acquisitions as at 31 July 2013

CITY OF NEDLANDS
STATEMENT OF FINANCIAL ACTIVITY
BY DIRECTORATES
FOR THE PERIOD ENDED 31 JULY 2013

Note	ADOPTED Budget \$	JULY YTD Budget \$	JULY YTD Actual \$	JULY YTD Variance \$	Variance %
Operating Income					
Governance	35,000	2,917	0	(2,917)	-100%
Corporate & Strategy	21,293,600	19,382,703	19,173,219	(209,484)	-1%
Community & Organisational Development	1,947,400	326,606	372,887	46,281	14%
Planning & Development	1,606,900	179,382	312,497	133,115	74%
Technical Services	4,180,000	3,621,396	3,611,336	(10,060)	0%
	29,062,900	23,513,004	23,469,939	(43,065)	
Operating Expense					
Governance	(1,591,200)	(132,625)	(168,931)	(36,306)	-27%
Corporate & Strategy	(699,300)	(58,312)	(24,402)	33,910	58%
Community & Organisational Development	(5,210,900)	(434,336)	(373,542)	60,794	14%
Planning & Development	(4,830,100)	(402,574)	(357,911)	44,663	11%
Technical Services	(15,780,000)	(1,315,073)	(1,300,362)	14,711	1%
	(28,111,500)	(2,342,920)	(2,225,148)	117,772	

CITY OF NEDLANDS
FINANCIAL SUMMARY - OPERATING - BY BUSINESS UNIT
AS AT 31 JULY 2013

Master Account	July Actual YTD	July Budget YTD	Variance	Committed Balance	June Budget YTD	Budget Available
Governance						
Governance						
Expense						
20420 Salaries - Governance	42,372	47,917	5,545	0	575,000	532,628
20421 Other Employee Costs - Governance	21,955	12,461	(9,494)	723	149,500	126,822
20423 Office - Governance	404	1,318	914	2,276	15,800	13,120
20424 Motor Vehicles - Governance	1,099	1,217	118	0	14,600	13,501
20425 Depreciation - Governance	5,684	5,684	0	0	68,200	62,516
20427 Finance - Governance	10,675	10,675	0	0	128,100	117,425
20428 Insurance - Governance	47,456	6,542	(40,914)	0	78,500	31,044
20430 Other - Governance	0	5,000	5,000	(60)	60,000	60,060
20434 Professional Fees - Governance	0	3,643	3,643	427	43,700	43,273
20450 Special Projects - Governance / PC93	8,380	1,668	(6,712)	10,921	20,000	698
Expense Total	138,026	96,125	(41,901)	14,287	1,153,400	1,001,087
Income						
50410 Sundry Income - Governance	0	(2,917)	(2,917)	0	(35,000)	(35,000)
Income Total	0	(2,917)	(2,917)	0	(35,000)	(35,000)
Total	138,026	93,208	(44,818)	14,287	1,118,400	966,087
Governance Total	138,026	93,208	(44,818)	14,287	1,118,400	966,087
Human Resources						
Expense						
20520 Salaries - HR	19,034	23,767	4,733	0	285,200	266,166
20521 Other Employee Costs - HR	11,388	11,354	(34)	(1,306)	136,200	126,118
20522 Staff Recruitment - HR	4,345	9,802	5,457	5,577	117,600	107,678
20523 Office - HR	7,405	1,635	(5,770)	0	19,600	12,195
20524 Motor Vehicles - HR	1,002	1,075	73	0	12,900	11,898
20525 Depreciation - HR	92	92	0	0	1,100	1,008
20527 Finance - HR	(51,050)	(51,050)	0	0	(612,600)	(561,550)
20530 Other - HR	0	234	234	0	2,800	2,800
20534 Professional Fees - HR	1,891	2,267	376	0	27,200	25,309
20550 Special Projects - HR / PC92	0	1,617	1,617	0	19,400	19,400
Expense Total	(5,893)	793	6,686	4,271	9,400	11,022
Total	(5,893)	793	6,686	4,271	9,400	11,022
Human Resources Total	(5,893)	793	6,686	4,271	9,400	11,022
Members Of Council						
Expense						
20323 Office - MOC	0	484	484	278	5,800	5,522
20325 Depreciation - MOC	17	17	0	0	200	183
20329 Members of Council - MOC	31,596	22,895	(8,701)	0	274,700	243,104
20330 Other - MOC	0	409	409	0	4,900	4,900
Expense Total	31,613	23,805	(7,808)	278	285,600	253,709
Total	31,613	23,805	(7,808)	278	285,600	253,709
Members Of Council Total	31,613	23,805	(7,808)	278	285,600	253,709
Communications						
Expense						
28323 Office - Communications	1,783	5,867	4,084	1,818	70,400	66,799
28325 Depreciation - Communications	42	42	0	0	500	458
28327 Finance - Communications	3,359	3,359	0	0	40,300	36,941
28330 Other - Communications	0	967	967	2,950	11,600	8,650
28350 Special Projects - Communications / PC 90	0	1,667	1,667	0	20,000	20,000
Expense Total	5,184	11,902	6,718	4,769	142,800	132,848
Total	5,184	11,902	6,718	4,769	142,800	132,848
Communications Total	5,184	11,902	6,718	4,769	142,800	132,848
Governance Total	168,931	129,708	(39,223)	23,605	1,556,200	1,363,665
Corporate & Strategy						
Corporate Strategy & Systems						
Corporate Services						
Expense						
21220 Salaries - Corporate Services	10,860	7,484	(3,376)	0	89,800	78,940

Master Account		July Actual YTD	July Budget YTD	Variance	Committed Balance	June Budget YTD	Budget Available
21221	Other Employee Costs - Corporate Services	2,428	2,228	(200)	(182)	26,700	24,454
21223	Office - Corporate Services	85	100	15	(81)	1,200	1,195
21224	Motor Vehicles - Corporate Services	777	984	207	0	11,800	11,023
21250	Special Projects - Corporate Services / PC68	0	2,084	2,084	(9,091)	25,000	34,091
Expense Total		14,151	12,880	(1,271)	(9,354)	154,500	149,703
Corporate Services Total		14,151	12,880	(1,271)	(9,354)	154,500	149,703
Customer Services							
Expense							
21320	Salaries - Customer Service	13,668	17,525	3,857	0	210,300	196,632
21321	Other Employee Costs - Customer Service	4,317	2,334	(1,983)	(342)	28,000	24,024
21323	Office - Customer Service	192	709	517	(1,372)	8,500	9,680
21325	Depreciation - Customer Service	25	25	0	0	300	275
21327	Finance - Customer Service	(21,300)	(21,300)	0	0	(255,600)	(234,300)
21330	Other - Customer Service	0	84	84	0	1,000	1,000
Expense Total		(3,098)	(623)	2,475	(1,713)	(7,500)	(2,689)
Customer Services Total		(3,098)	(623)	2,475	(1,713)	(7,500)	(2,689)
ICT							
Expense							
21720	Salaries - ICT	20,657	25,493	4,836	0	305,900	285,243
21721	Other Employee Costs - ICT	5,791	5,118	(673)	3,000	61,400	52,609
21723	Office - ICT	1,773	568	(1,205)	0	6,800	5,027
21724	Motor Vehicles - ICT	0	717	717	0	8,600	8,600
21725	Depreciation - ICT	13,184	13,184	0	0	158,200	145,016
21727	Finance - ICT	(105,442)	(105,442)	0	0	(1,265,300)	(1,159,858)
21728	Insurance - ICT	2,944	0	(2,944)	0	0	(2,944)
21730	Other - ICT	0	84	84	0	1,000	1,000
21734	Professional Fees - ICT	0	2,892	2,892	0	34,700	34,700
21735	ICT Expenses - ICT	89,935	44,485	(45,450)	158,593	533,800	285,273
Expense Total		28,842	(12,901)	(41,743)	161,593	(154,900)	(345,334)
ICT Total		28,842	(12,901)	(41,743)	161,593	(154,900)	(345,334)
Records							
Expense							
22020	Salaries - Records	22,567	22,410	(157)	0	268,900	246,333
22021	Other Employee Costs - Records	4,396	2,993	(1,403)	0	35,900	31,504
22023	Office - Records	226	34	(192)	0	400	174
22025	Depreciation - Records	25	25	0	0	300	275
22027	Finance - Records	(25,640)	(25,634)	6	0	(307,600)	(281,960)
22030	Other - Records	0	1,493	1,493	6,675	17,900	11,225
22034	Professional Fees - Records	0	409	409	0	4,900	4,900
22035	ICT Expenses - Records	0	3,718	3,718	15,573	44,600	29,027
Expense Total		1,573	5,448	3,875	22,248	65,300	41,478
Income							
52001	Fees & Charges - Records	(30)	(92)	(62)	0	(1,100)	(1,070)
Income Total		(30)	(92)	(62)	0	(1,100)	(1,070)
Records Total		1,543	5,356	3,813	22,248	64,200	40,408
Corporate Strategy & Systems Total		41,437	4,712	(36,725)	172,774	56,300	(157,911)
Finance							
Rates							
Expense							
21920	Salaries - Rates	8,642	5,184	(3,458)	0	62,200	53,558
21921	Other Employee Costs - Rates	1,591	593	(998)	0	7,100	5,509
21927	Finance - Rates	7,157	9,302	2,145	0	111,600	104,443
21930	Other - Rates	0	2,025	2,025	0	24,300	24,300
21934	Professional Fees - Rates	0	1,218	1,218	0	14,600	14,600
Expense Total		17,391	18,322	931	0	219,800	202,409
Income							
51908	Rates - Rates	(19,141,171)	(19,299,909)	(158,738)	0	(19,562,600)	(421,429)
Income Total		(19,141,171)	(19,299,909)	(158,738)	0	(19,562,600)	(421,429)
Rates Total		(19,123,780)	(19,281,587)	(157,807)	0	(19,342,800)	(219,020)
General Finance							
Expense							
21420	Salaries - Finance	48,888	51,093	2,205	(7,418)	613,100	571,630
21421	Other Employee Costs - Finance	12,041	7,585	(4,456)	723	91,000	78,236
21423	Office - Finance	9,922	9,219	(703)	18,324	110,600	82,354

Master Account		July Actual YTD	July Budget YTD	Variance	Committed Balance	June Budget YTD	Budget Available
21424	Motor Vehicles - Finance	1,179	1,150	(29)	0	13,800	12,621
21425	Depreciation - Finance	717	717	0	0	8,600	7,883
21426	Utility - Finance	751	600	(151)	0	7,200	6,449
21427	Finance - Finance	(78,363)	(76,090)	2,273	3,698	(913,100)	(838,435)
21428	Insurance - Finance	0	350	350	0	4,200	4,200
21430	Other - Finance	0	159	159	0	1,900	1,900
21434	Professional Fees - Finance	966	5,118	4,152	13,022	61,400	47,412
21450	Special Projects - Finance	0	2,025	2,025	0	24,300	24,300
Expense Total		(3,899)	1,926	5,825	28,349	23,000	(1,450)
Income							
51401	Fees & Charges - Finance	(5,485)	(5,934)	(449)	0	(71,200)	(65,715)
51410	Sundry Income - Finance	(9)	(1,667)	(1,658)	0	(40,600)	(40,591)
Income Total		(5,494)	(7,601)	(2,107)	0	(111,800)	(106,306)
General Finance Total		(9,393)	(5,675)	3,718	28,349	(88,800)	(107,756)
General Purpose							
Expense							
21631	Interest - General Purpose	(32,010)	25,984	57,994	0	311,800	343,810
Expense Total		(32,010)	25,984	57,994	0	311,800	343,810
Income							
51602	Service Charges - General Purpose	(5)	0	5	0	0	5
51604	Grants Operating - General Purpose	0	0	0	0	(716,900)	(716,900)
51606	Contrib'n Reim & Donations Oper - General Purpose	0	(517)	(517)	0	(6,200)	(6,200)
51607	Interest - General Purpose	(26,519)	(74,584)	(48,065)	0	(895,000)	(868,481)
Income Total		(26,525)	(75,101)	(48,576)	0	(1,618,100)	(1,591,575)
General Purpose Total		(58,535)	(49,117)	9,418	0	(1,306,300)	(1,247,765)
Shared Services							
Expense							
21523	Office - Shared Services	1,453	4,042	2,589	2,886	48,500	44,162
21534	Professional Fees - Shared Services	0	3,234	3,234	0	38,800	38,800
Expense Total		1,453	7,276	5,823	2,886	87,300	82,962
Shared Services Total		1,453	7,276	5,823	2,886	87,300	82,962
Finance Total		(19,190,255)	(19,329,103)	(138,848)	31,234	(20,650,600)	(1,491,579)
Corporate & Strategy Total		(19,148,817)	(19,324,391)	(175,574)	204,008	(20,594,300)	(1,649,491)
Community Development							
Community Development							
Community Development							
Expense							
28120	Salaries - Community Development	27,178	23,184	(3,994)	0	278,200	251,022
28121	Other Employee Costs - Community Development	6,138	3,309	(2,829)	0	39,700	33,562
28123	Office - Community Development	0	302	302	0	3,600	3,600
28125	Depreciation - Community Development	642	642	0	0	7,700	7,058
28127	Finance - Community Development	10,925	10,925	0	0	131,100	120,175
28130	Other - Community Development	119	568	449	(749)	6,800	7,430
28135	ICT Expenses - Community Development	65	0	(65)	0	0	(65)
28137	Donations - Community Development	2,000	15,668	13,668	(2,325)	188,000	188,325
28151	OPRL Activities - Community Development / PC82-87	6,257	12,565	6,308	10,756	150,700	133,687
Expense Total		53,324	67,163	13,839	7,682	805,800	744,794
Income							
58101	Fees & Charges - Community Development	(1,742)	(475)	1,267	0	(5,700)	(3,958)
58104	Grants Operating - Community Development	0	0	0	0	(33,200)	(33,200)
58106	Contrib'n & Donation OPRL - Community Developmen	(1,000)	0	1,000	0	0	1,000
Income Total		(2,742)	(475)	2,267	0	(38,900)	(36,158)
Community Development Total		50,582	66,688	16,106	7,682	766,900	708,636
Community Facilities							
Income							
58201	Fees & Charges - Community Facilities	(833)	(875)	(42)	0	(10,500)	(9,667)
58206	Contrib'n Reim & Donation Op -Community Facilities	0	(517)	(517)	0	(6,200)	(6,200)
58209	Council Property - Community Facilities	(17,740)	(14,386)	3,354	0	(172,600)	(154,860)
Income Total		(18,573)	(15,778)	2,795	0	(189,300)	(170,727)
Community Facilities Total		(18,573)	(15,778)	2,795	0	(189,300)	(170,727)
Volunteer Services VRC							
Expense							
29320	Salaries - Volunteer Services VRC	4,615	5,409	794	0	64,900	60,285

Master Account	July Actual YTD	July Budget YTD	Variance	Committed Balance	June Budget YTD	Budget Available
29321 Other Employee Cost - Volunteer Services VRC	616	684	68	100	8,200	7,484
29323 Office - Volunteer Services VRC	51	602	551	(721)	7,200	7,869
29327 Finance - Volunteer Services VRC	2,884	2,884	0	0	34,600	31,716
29330 Other - Volunteer Services VRC	0	1,259	1,259	0	15,100	15,100
29335 ICT Expenses - Volunteer Services VRC	37	0	(37)	0	0	(37)
Expense Total	8,204	10,838	2,634	(621)	130,000	122,417
Income						
59304 Grants Operating - Volunteer Services VRC	(7,047)	(6,950)	97	0	(27,800)	(20,753)
Income Total	(7,047)	(6,950)	97	0	(27,800)	(20,753)
Volunteer Services VRC Total	1,156	3,888	2,732	(621)	102,200	101,664
Volunteer Services NVS						
Expense						
29220 Salaries - Volunteer Services NVS	1,662	1,884	222	0	22,600	20,938
29221 Other Employee Costs - Volunteer Services NVS	206	235	29	0	2,800	2,594
29223 Office - Volunteer Services NVS	86	326	240	13	3,900	3,801
29227 Finance - Volunteer Services NVS	2,150	2,150	0	0	25,800	23,650
29230 Other - Volunteer Services NVS	0	326	326	493	3,900	3,407
29250 Special Projects - Volunteer Services NVS	0	325	325	0	3,900	3,900
Expense Total	4,105	5,246	1,141	506	62,900	58,289
Volunteer Services NVS Total	4,105	5,246	1,141	506	62,900	58,289
Tresillian Community Centre						
Expense						
29120 Salaries - Tresillian CC	11,010	11,917	907	0	143,000	131,990
29121 Other Employee Costs - Tresillian CC	3,356	1,726	(1,630)	97,544	20,700	(80,200)
29123 Office - Tresillian CC	722	827	105	344	9,900	8,834
29125 Depreciation - Tresillian CC	609	609	0	0	7,300	6,691
29126 Utility - Tresillian CC	0	1,001	1,001	0	12,000	12,000
29127 Finance - Tresillian CC	6,625	6,009	(616)	0	72,100	65,475
29130 Other - Tresillian CC	644	1,701	1,057	(135)	20,400	19,890
29135 ICT Expenses - Tresillian CC	0	584	584	0	7,000	7,000
29136 Courses - Tresillian CC	13,497	10,176	(3,321)	(2,632)	122,100	111,235
29150 Exhibition	12	892	880	0	10,700	10,688
Expense Total	36,475	35,442	(1,033)	95,122	425,200	293,604
Income						
59101 Fees & Charges - Tresillian CC	(26,999)	(20,252)	6,747	0	(243,000)	(216,001)
59109 Council Property - Tresillian CC	(2,305)	(2,175)	130	0	(26,100)	(23,795)
59110 Sundry Income - Tresillian CC	0	(84)	(84)	0	(1,000)	(1,000)
Income Total	(29,304)	(22,511)	6,793	0	(270,100)	(240,796)
Tresillian Community Centre Total	7,170	12,931	5,761	95,122	155,100	52,808
Community Development Total	44,441	72,975	28,534	102,688	897,800	750,671
Community Service Centres						
Library Services						
Expense						
28523 Office - Mt Claremont Library	407	1,786	1,379	119	21,400	20,875
28525 Depreciation - Mt Claremont Library	400	400	0	0	4,800	4,400
28526 Utility - Mt Claremont Library	0	593	593	0	7,100	7,100
28530 Other - Mt Claremont Library	2,014	2,218	204	3,731	26,600	20,854
28535 ICT Expenses - Mt Claremont Library	2,674	1,185	(1,489)	273	14,200	11,253
28720 Salaries - Library Services	49,668	62,052	12,384	0	744,600	694,932
28721 Other Employee Costs - Library Services	12,675	6,402	(6,273)	926	76,800	63,199
28723 Office - Nedlands Library	3,985	4,627	642	1,536	55,500	49,979
28724 Motor Vehicles - Nedlands Library	743	967	225	0	11,600	10,858
28725 Depreciation - Nedlands Library	1,492	1,492	0	0	17,900	16,408
28726 Utility - Nedlands Library	0	2,509	2,509	0	30,100	30,100
28727 Finance - Nedlands Library	36,175	36,175	0	0	434,100	397,925
28730 Other - Nedlands Library	4,334	6,894	2,560	5,208	82,700	73,158
28731 Grants Expenditure - Nedlands Library	0	167	167	0	2,000	2,000
28734 Professional Fees - Nedlands Library	0	100	100	1,136	1,200	64
28735 ICT Expenses - Nedlands Library	2,801	2,685	(116)	12,922	32,200	16,478
28750 Special Projects - Nedlands Library	0	242	242	0	2,900	2,900
Expense Total	117,368	130,494	13,126	25,851	1,565,700	1,422,482
Income						
58501 Fees & Charges - Mt Claremont Library	0	(42)	(42)	0	(500)	(500)
58510 Sundry Income - Mt Claremont Library	0	(9)	(9)	0	(100)	(100)

Master Account		July Actual YTD	July Budget YTD	Variance	Committed Balance	June Budget YTD	Budget Available
58511	Fines & Penalties - Mt Claremont Library	0	(68)	(68)	0	(800)	(800)
58701	Fees & Charges - Nedland Library	(745)	(392)	353	0	(4,700)	(3,955)
58704	Grants Operating - Nedlands Library	0	(168)	(168)	0	(2,000)	(2,000)
58710	Sundry Income - Nedlands Library	(892)	(459)	433	0	(5,500)	(4,608)
58711	Fines & Penalties - Nedlands Library	(386)	(376)	10	0	(4,500)	(4,114)
Income Total		(2,022)	(1,514)	508	0	(18,100)	(16,078)
Library Services Total		115,345	128,980	13,635	25,851	1,547,600	1,406,404
Nedlands Community Care							
Expense							
28620	Salaries - NCC	625	0	(625)	0	0	(625)
28621	Other Employee Costs - NCC	6,532	0	(6,532)	0	0	(6,532)
28623	Office - NCC	336	0	(336)	0	0	(336)
28626	Utility - NCC	0	0	0	0	0	0
28664	Hacc Unit Cost - NCC / PC66	76,201	93,878	17,677	10,660	1,126,200	1,039,339
Expense Total		83,693	93,878	10,185	10,660	1,126,200	1,031,847
Income							
58601	Fees & Charges - NCC	(3,217)	(7,002)	(3,785)	0	(84,000)	(80,783)
58604	Grants Operating - NCC	(272,985)	(243,725)	29,260	0	(974,900)	(701,915)
58610	Sundry Income - NCC	0	(167)	(167)	0	(2,000)	(2,000)
Income Total		(276,202)	(250,894)	25,308	0	(1,060,900)	(784,698)
Nedlands Community Care Total		(192,508)	(157,016)	35,492	10,660	65,300	247,148
Positive Ageing							
Expense							
28450	Other - Positive Ageing	754	1,151	397	(1,769)	13,800	14,815
Expense Total		754	1,151	397	(1,769)	13,800	14,815
Income							
58420	Fees & Charges - Positive Ageing	(1,788)	(484)	1,304	0	(5,800)	(4,012)
58423	Grants Operating - Positive Ageing	0	0	0	0	(500)	(500)
Income Total		(1,788)	(484)	1,304	0	(6,300)	(4,512)
Positive Ageing Total		(1,034)	667	1,701	(1,769)	7,500	10,303
Point Resolution Child Care							
Expense							
28820	Salaries - PRCC	22,669	29,318	6,649	0	351,800	329,131
28821	Other Employee Costs - PRCC	5,939	3,368	(2,571)	0	40,400	34,461
28823	Office - PRCC	153	978	825	295	11,700	11,252
28825	Depreciation - PRCC	134	134	0	0	1,600	1,466
28826	Utility - PRCC	0	484	484	0	5,800	5,800
28827	Finance - PRCC	2,617	2,617	0	0	31,400	28,783
28830	Other - PRCC	2,898	1,459	(1,439)	(379)	17,500	14,981
28835	ICT Expenses - PRCC	0	84	84	0	1,000	1,000
Expense Total		34,410	38,442	4,032	(84)	461,200	426,874
Income							
58801	Fees & Charges - PRCC	(35,208)	(28,000)	7,208	0	(336,000)	(300,792)
Income Total		(35,208)	(28,000)	7,208	0	(336,000)	(300,792)
Point Resolution Child Care Total		(798)	10,442	11,240	(84)	125,200	126,082
Community Service Centres Total		(78,995)	(16,927)	62,068	34,657	1,745,600	1,789,938
Community Services Administration							
Community Services Administration							
Expense							
28420	Salaries - Community Svs Admin	15,440	27,325	11,885	7,302	327,900	305,158
28421	Other Employee Costs - Community Svs Admin	6,553	7,401	848	(330)	88,800	82,577
28423	Office - Community Svs Admin	781	753	(28)	0	9,000	8,219
28424	Motor Vehicles - Community Svs Admin	2,121	2,984	863	0	35,800	33,679
28425	Depreciation - Community Svs Admin	42	42	0	0	500	458
28427	Finance - Community Svs Admin	10,192	10,192	0	0	122,300	112,108
28430	Other - Community Svs Admin	79	109	30	0	1,300	1,221
28434	Professional Fees - Community Svs Admin	0	401	401	0	4,800	4,800
28437	Donations - Community Svs Admin	0	2,475	2,475	1,550	29,700	28,150
Expense Total		35,210	51,682	16,472	8,522	620,100	576,369
Community Services Administration Total		35,210	51,682	16,472	8,522	620,100	576,369
Community Services Administration Total		35,210	51,682	16,472	8,522	620,100	576,369
Community Development Total		655	107,730	107,075	145,868	3,263,500	3,116,977

Master Account	July Actual YTD	July Budget YTD	Variance	Committed Balance	June Budget YTD	Budget Available
Planning & Development Services						
Planning Services						
Town Planning - Administration						
Expense						
24820 Salaries - Town Planning Admin	10,699	5,935	(4,764)	0	71,200	60,501
24821 Other Employee Costs-Town Planning Admin	11,867	5,819	(6,048)	185	69,800	57,748
24823 Office - Town Planning Admin	728	2,379	1,651	1,665	28,500	26,107
24824 Motor Vehicles - Town Planning Admin	4,151	5,217	1,066	0	62,600	58,449
24825 Depreciation - Town Planning Admin	325	325	0	0	3,900	3,575
24827 Finance - Town Planning Admin	31,857	32,059	202	0	384,700	352,843
24830 Other - Town Planning Admin	0	575	575	0	6,900	6,900
24834 Professional Fees - Town Planning Admin	0	0	0	0	0	0
Expense Total	59,627	52,309	(7,318)	1,849	627,600	566,124
Income						
54801 Fees & Charges - Town Planning Admin	(82,883)	(50,001)	32,882	0	(600,000)	(517,117)
Income Total	(82,883)	(50,001)	32,882	0	(600,000)	(517,117)
Town Planning - Administration Total	(23,256)	2,308	25,564	1,849	27,600	49,007
Statutory Planning						
Expense						
24320 Salaries - Statutory Planning	26,483	32,193	5,710	0	386,300	359,817
24321 Other Employee Costs - Statutory Planning	3,571	3,634	63	0	43,600	40,029
24334 Professional Fees - Statutory Planning	138	7,501	7,363	8,627	90,000	81,235
Expense Total	30,192	43,328	13,136	8,627	519,900	481,081
Statutory Planning Total	30,192	43,328	13,136	8,627	519,900	481,081
Strategic Planning						
Expense						
24639 Travelsmart - Sustainability / PC88	0	1,384	1,384	0	16,600	16,600
24857 Strategic Projects - Strategic Planning / PC61	0	13,335	13,335	350	160,000	159,650
24920 Salaries - Strategic Planning	23,777	25,984	2,207	0	311,800	288,023
24921 Other Employee Costs - Strategic Planning	3,265	3,667	402	0	44,000	40,735
24934 Professional Fees - Strategic Planning	0	4,409	4,409	1,615	52,900	51,285
Expense Total	27,042	48,779	21,737	1,965	585,300	556,294
Strategic Planning Total	27,042	48,779	21,737	1,965	585,300	556,294
Planning Services Total	33,978	94,415	60,437	12,440	1,132,800	1,086,382
Health & Compliance						
Sustainability						
Expense						
24620 Salaries - Sustainability	42	3,359	3,317	0	40,300	40,258
24621 Other Employee Costs - Sustainability	4,224	2,836	(1,388)	1,164	34,000	28,613
24623 Office - Sustainability	0	345	345	182	4,100	3,918
24624 Motor Vehicles - Sustainability	1,718	2,600	882	0	31,200	29,482
24625 Depreciation - Sustainability	400	400	0	0	4,800	4,400
24627 Finance - Sustainability	3,884	3,884	0	0	46,600	42,716
24630 Other - Sustainability	0	3,326	3,326	0	39,900	39,900
24638 Operational Activities - Sustainability / PC79	367	6,252	5,885	7,532	75,000	67,101
Expense Total	10,634	23,002	12,368	8,878	275,900	256,388
Income						
54601 Fees & Charges - Sustainability	0	(84)	(84)	0	(1,000)	(1,000)
54610 Sundry Income - Sustainability	0	(167)	(167)	0	(2,000)	(2,000)
Income Total	0	(251)	(251)	0	(3,000)	(3,000)
Sustainability Total	10,634	22,751	12,117	8,878	272,900	253,388
Environmental Health						
Expense						
24720 Salaries - Environmental Health	21,787	21,543	(244)	0	258,500	236,713
24721 Other Employee Costs - Environmental Health	5,222	3,227	(1,995)	91	38,700	33,387
24723 Office - Environmental Health	1,626	219	(1,407)	(395)	2,600	1,369
24725 Depreciation - Environmental Health	409	409	0	0	4,900	4,491
24727 Finance - Environmental Health	7,000	7,000	0	0	84,000	77,000
24730 Other - Environmental Health	8,310	2,626	(5,684)	(7,855)	31,500	31,045
24734 Professional Fees - Environmental Health	0	242	242	0	2,900	2,900
24751 OPRL Activities - Environmental Health PC76,77,78	380	667	287	4,160	8,000	3,460
Expense Total	44,734	35,933	(8,801)	(4,000)	431,100	390,366
Income						
54701 Fees & Charges - Environmental Health	(36,773)	(4,817)	31,956	0	(57,800)	(21,027)

Master Account		July Actual YTD	July Budget YTD	Variance	Committed Balance	June Budget YTD	Budget Available
54710	Sundry Income - Environmental Health	(170)	(417)	(247)	0	(5,000)	(4,830)
54711	Fines & Penalties - Environmental Health	(4,000)	0	4,000	0	0	4,000
Income Total		(40,943)	(5,234)	35,709	0	(62,800)	(21,857)
Environmental Health Total		3,791	30,699	26,908	(4,000)	368,300	368,509
Environmental Conservation							
Expense							
24221	Other Employee Costs - Environmental Conservation	0	343	343	0	4,100	4,100
24223	Office - Environmental Conservation	0	134	134	624	1,600	976
24227	Finance - Environmental Conservation	3,675	3,675	0	0	44,100	40,425
24230	Other - Environmental Conservation	0	167	167	0	2,000	2,000
24237	Donations - Environmental Conservation	0	42	42	0	500	500
24251	Operational Activities-Environ Conservation / PC80	45,697	42,005	(3,692)	103,678	504,000	354,625
Expense Total		49,372	46,366	(3,006)	104,302	556,300	402,626
Income							
54204	Grants Operating - Environmental Conservation	0	0	0	0	(10,300)	(10,300)
54210	Sundry Income - Environmental Conservation	(7,742)	(392)	7,350	0	(4,700)	3,042
Income Total		(7,742)	(392)	7,350	0	(15,000)	(7,258)
Environmental Conservation Total		41,629	45,974	4,345	104,302	541,300	395,369
Ranger Services							
Expense							
21120	Salaries - Ranger Services	31,347	34,843	3,496	0	418,100	386,753
21121	Other Employee Costs - Ranger Services	9,307	5,569	(3,738)	4,129	66,800	53,364
21123	Office - Ranger Services	544	1,643	1,099	636	19,700	18,520
21124	Motor Vehicles - Ranger Services	4,485	6,209	1,724	0	74,500	70,015
21125	Depreciation - Ranger Services	4,934	4,934	0	0	59,200	54,266
21127	Finance - Ranger Services	23,704	13,643	(10,061)	0	163,700	139,997
21130	Other - Ranger Services	2,726	5,437	2,711	11,661	65,200	50,813
21134	Professional Fees - Ranger Services	0	442	442	4,818	5,300	482
21135	ICT Expenses - Ranger Services	0	1,459	1,459	0	17,500	17,500
21137	Donations - Ranger Services	0	84	84	0	1,000	1,000
21150	Special Projects - Ranger Services / PC69	0	3,675	3,675	(1,001)	44,100	45,101
Expense Total		77,046	77,938	892	20,244	935,100	837,810
Income							
51101	Fees & Charges - Ranger Services	(2,294)	(4,201)	(1,907)	0	(50,400)	(48,106)
51106	Contrib'n Reim & Donations Oper - Rangers Services	0	0	0	0	(21,600)	(21,600)
51110	Sundry Income - Ranger Services	0	(17)	(17)	0	(200)	(200)
51111	Fines & Penalties - Rangers Services	(37,308)	(32,285)	5,023	0	(387,400)	(350,093)
Income Total		(39,601)	(36,503)	3,098	0	(459,600)	(419,999)
Ranger Services Total		37,445	41,435	3,990	20,244	475,500	417,811
Health & Compliance Total		93,499	140,859	47,360	129,424	1,658,000	1,435,077
Building Services							
Building Services							
Expense							
24420	Salaries - Building Services	32,567	43,475	10,908	0	521,700	489,133
24421	Other Employee Costs - Building Services	8,083	6,488	(1,595)	636	77,800	69,081
24423	Office - Building Services	351	1,802	1,451	(1,287)	21,600	22,536
24424	Motor Vehicles - Building Services	2,443	1,959	(484)	0	23,500	21,057
24425	Depreciation - Building Services	34	34	0	0	400	366
24427	Finance - Building Services	15,765	15,876	112	0	190,500	174,736
24430	Other - Building Services	22	284	262	(1,157)	3,400	4,535
24434	Professional Fees - Building Services	0	5,001	5,001	9,666	60,000	50,334
Expense Total		59,265	74,919	15,654	7,858	898,900	831,777
Income							
54401	Fees & Charges - Building Services	(140,077)	(84,792)	55,285	0	(440,000)	(299,923)
54410	Sundry Income - Building Services	(1,250)	(1,000)	250	0	(12,000)	(10,750)
54411	Fines & Penalties - Building Services	0	(1,209)	(1,209)	0	(14,500)	(14,500)
Income Total		(141,327)	(87,001)	54,326	0	(466,500)	(325,173)
Building Services Total		(82,062)	(12,082)	69,980	7,858	432,400	506,604
Building Services Total		(82,062)	(12,082)	69,980	7,858	432,400	506,604
Planning & Development Services Total		45,415	223,192	177,778	149,723	3,223,200	3,028,063

Master Account	July Actual YTD	July Budget YTD	Variance	Committed Balance	June Budget YTD	Budget Available
Technical Services						
Engineering						
Infrastructure Services						
Expense						
26220 Salaries - Infrastructure Svcs	79,463	112,944	33,481	8,623	1,355,300	1,267,214
26221 Other Employee Costs - Infrastructure Svcs	65,594	37,103	(28,491)	20,747	445,200	358,859
26223 Office - Infrastructure Svcs	1,283	4,060	2,777	2,771	48,700	44,646
26224 Motor Vehicles - Infrastructure Svcs	4,990	6,209	1,219	0	74,500	69,510
26225 Depreciation - Infrastructure Svcs	1,417	1,417	0	0	17,000	15,583
26227 Finance - Infrastructure Svcs	(97,266)	(134,883)	(37,617)	0	(1,618,600)	(1,521,334)
26228 Insurance - Infrastructure Svcs	64,924	8,234	(56,690)	0	98,800	33,876
26230 Other - Infrastructure Svcs	3,209	7,402	4,193	18,959	88,800	66,632
26234 Professional Fees - Infrastructure Svcs	17,295	14,200	(3,095)	(8,554)	170,400	161,659
26235 ICT Expenses - Infrastructure Svcs	0	334	334	0	4,000	4,000
Expense Total	140,908	57,020	(83,888)	42,546	684,100	500,646
Infrastructure Services Total	140,908	57,020	(83,888)	42,546	684,100	500,646
Plant Operating						
Expense						
26525 Depreciation - Plant Operating	49,917	49,917	0	0	599,000	549,083
26527 Finance - Plant Operating	(58,427)	(82,342)	(23,915)	0	(988,100)	(929,673)
26532 Plant - Plant Operating	139,852	50,944	(88,908)	8,061	611,300	463,388
26533 Minor Parts & Workshop Tools - Plant Operating	1,651	1,044	(607)	566	12,500	10,283
26549 Loss Sale of Assets - Plant Operating	0	1,834	1,834	0	22,000	22,000
Expense Total	132,993	21,397	(111,596)	8,626	256,700	115,081
Income						
56501 Fees & Charges - Plant Operating	(2,352)	(1,050)	1,302	0	(12,600)	(10,248)
56515 Profit Sale of Assets - Plant Operating	0	(7,984)	(7,984)	0	(95,800)	(95,800)
Income Total	(2,352)	(9,034)	(6,682)	0	(108,400)	(106,048)
Plant Operating Total	130,641	12,363	(118,278)	8,626	148,300	9,033
Streets Roads and Depots						
Expense						
26625 Depreciation - Streets Roads & Depots	232,927	232,927	0	0	2,795,100	2,562,173
26626 Utility - Streets Roads & Depots	38,777	43,142	4,365	(38,775)	517,700	517,698
26630 Other	1,953	4,668	2,715	136	56,000	53,910
26640 Reinstatement - Streets Roads & Depot	886	1,019	133	1,759	12,200	9,555
26667 Road Maintenance / PC51	20,764	45,834	25,070	58,502	550,000	470,734
26668 Drainage Maintenance / PC52	29,318	28,334	(984)	(7,739)	340,000	318,420
26669 Footpath Maintenance / PC53	8,075	15,000	6,925	(526)	180,000	172,451
26670 Parking Signs / PC54	0	11,100	11,100	0	133,200	133,200
26671 Right of Way Maintenance / PC55	8,146	7,025	(1,121)	(5,211)	84,300	81,365
26672 Bus Shelter Maintenance / PC56	7,152	1,250	(5,902)	0	15,000	7,848
26673 Graffiti Control / PC57	4,743	2,500	(2,243)	1,146	30,000	24,111
26674 Streets Roads & Depot / PC89	0	8,334	8,334	(5,600)	100,000	105,600
Expense Total	352,742	401,133	48,391	3,693	4,813,500	4,457,066
Income						
56601 Fees & Charges - Streets Roads & Depots	(16,427)	(6,477)	9,950	0	(77,700)	(61,273)
56606 Contrib'n Reim & Don Op - Streets Roads & Depots	(1,364)	(4,267)	(2,903)	0	(51,200)	(49,836)
56610 Sundry Income - Streets Roads & Depots	0	(500)	(500)	0	(6,000)	(6,000)
Income Total	(17,791)	(11,244)	6,547	0	(134,900)	(117,109)
Streets Roads and Depots Total	334,950	389,889	54,939	3,693	4,678,600	4,339,957
Waste Minimisation						
Expense						
24520 Salaries - Waste Minimisation	20,203	18,643	(1,560)	0	223,700	203,497
24521 Other Employee Costs - Waste Minimisation	2,733	2,167	(566)	0	26,000	23,267
24525 Depreciation - Waste Minimisation	7,559	7,559	0	0	90,700	83,141
24527 Finance - Waste Minimisation	19,089	19,050	(39)	0	228,600	209,511
24528 Insurance - Waste Minimisation	2,944	0	(2,944)	0	0	(2,944)
24538 Purchase of Product - Waste Minimisation	197	1,134	937	(188)	13,600	13,591
24552 Residential Kerbside - Waste Minimisation / PC71	126,601	190,051	63,450	410,426	2,280,600	1,743,573
24553 Residential Bulk - Waste Minimisation / PC72	25,340	33,335	7,995	101,984	400,000	272,676
24554 Commercial - Waste Minimisation / PC73	6,112	11,476	5,364	0	137,700	131,588
24555 Public Waste - Waste Minimisation / PC74	4,390	9,101	4,711	6,118	109,200	98,692
24556 Waste Strategy - Waste Minimisation / PC75	6,737	3,234	(3,503)	(6,831)	38,800	38,894
Expense Total	221,905	295,750	73,845	511,510	3,548,900	2,815,485

Master Account	July Actual YTD	July Budget YTD	Variance	Committed Balance	June Budget YTD	Budget Available
Income						
54501 Fees & Charges - Waste Minimisation	(3,567,502)	(3,571,977)	(4,475)	0	(3,587,100)	(19,598)
Income Total	(3,567,502)	(3,571,977)	(4,475)	0	(3,587,100)	(19,598)
Waste Minimisation Total	(3,345,598)	(3,276,227)	69,371	511,510	(38,200)	2,795,888
Building Maintenance						
Expense						
24120 Salaries - Building Maintenance	13,242	15,193	1,951	0	182,300	169,058
24121 Other Employee Costs - Building Maintenance	3,837	2,284	(1,553)	0	27,400	23,563
24123 Office - Building Maintenance	31	318	287	0	3,800	3,769
24124 Motor Vehicles - Building Maintenance	3,203	2,900	(303)	0	34,800	31,597
24125 Depreciation - Building Maintenance	50,250	50,250	0	0	603,000	552,750
24127 Finance - Building Maintenance	10,459	10,459	0	0	125,500	115,041
24128 Insurance - Building Maintenance	35,328	9,275	(26,053)	0	111,300	75,972
24130 Other - Building Maintenance	896	368	(528)	(900)	4,400	4,404
24133 Building - Building Maintenance / PC58	66,995	92,916	25,921	24,803	1,114,900	1,023,102
Expense Total	184,242	183,963	(279)	23,903	2,207,400	1,999,255
Income						
54109 Council Property - Building Maintenance	(16,706)	(21,051)	(4,345)	0	(252,600)	(235,894)
Income Total	(16,706)	(21,051)	(4,345)	0	(252,600)	(235,894)
Building Maintenance Total	167,537	162,912	(4,625)	23,903	1,954,800	1,763,360
Engineering Total	(2,571,561)	(2,654,043)	(82,482)	590,277	7,427,600	9,408,884
Parks Services						
Expense						
26360 Depreciation - Parks Services	58,034	58,034	0	0	696,400	638,366
26365 Maintenance - Parks Services / PC59	209,538	297,776	88,238	(41,575)	3,573,000	3,405,037
Expense Total	267,572	355,810	88,238	(41,575)	4,269,400	4,043,403
Income						
56306 Contrib'n Reim & Donations Op - Parks Services	0	(2,059)	(2,059)	0	(24,700)	(24,700)
56309 Council Property - Parks Services	(6,968)	(5,989)	979	0	(71,800)	(64,832)
56310 Sundry Income - Parks Services	(16)	(42)	(26)	0	(500)	(484)
Income Total	(6,984)	(8,090)	(1,106)	0	(97,000)	(90,016)
Parks Services Total	260,588	347,720	87,132	(41,575)	4,172,400	3,953,387
Parks Services Total	260,588	347,720	87,132	(41,575)	4,172,400	3,953,387
Technical Services Total	(2,310,973)	(2,306,323)	4,650	548,702	11,600,000	13,362,271
City of Nedlands Total	(21,244,791)	(21,170,084)	74,707	1,071,905	(951,400)	19,221,485

**CITY OF NEDLANDS
CAPITAL WORKS & ACQUISITIONS
AS AT 31 JULY 2013**

		July Actual YTD	Annual Budget	Committed Balance	Budget Available
2	Footpath Rehabilitation				
	2028 Dalkeith Road	0	0	0	0
	2030 Beatrice Road	1,613	0	(960)	(653)
	2083 Haldane St	0	39,500	0	39,500
	2085 Walpole Street	0	10,400	0	10,400
	2143 Brockway Road	0	37,700	0	37,700
	2148 Mengler Avenue	0	11,900	0	11,900
	2176 Walba Way	0	20,000	0	20,000
	4170 Karakatta Cemetery	0	70,000	0	70,000
	Footpath Rehabilitation Total	1,613	189,500	(960)	188,847
3	Road Rehabilitation				
	2003 Alfred Road	0	254,800	0	254,800
	2010 Broadway	0	79,500	0	79,500
	2013 North Street	0	0	0	0
	2018 Underwood Avenue	0	222,200	0	222,200
	2033 Gordon Street	0	0	0	0
	2037 Elizabeth Street	0	0	(12,979)	12,979
	2056 Tyrell Street	0	322,000	0	322,000
	2058 Archdeacon Street	0	0	0	0
	2300 Acacia Lane	0	457,000	0	457,000
	2083 Haldane St	0	127,400	0	127,400
	2097 Whitfeld St	0	0	(14,602)	14,602
	2146 Erica Ave	0	0	(180)	180
	2005 Selby Street	0	356,300	0	356,300
	2064 Doonan Road	0	175,400	0	175,400
	2079 Minora Road	0	194,200	0	194,200
	Road Rehabilitation Total	0	2,188,800	(27,761)	2,216,561
4	Drainage Rehabilitation				
	2113 Loftus St	0	28,000	0	28,000
	2191 Bishop Road	0	23,000	0	23,000
	9000 City Wide	0	114,000	0	114,000
	2190 Riverview Ct	0	25,000	0	25,000
	2226 Waratah Place	0	35,000	0	35,000
	2404 INTXN Waroonga / Princess	0	30,000	0	30,000
	Drainage Rehabilitation Total	0	255,000	0	255,000
5	Street Furniture / Bus Shelter				
	9000 City Wide	0	120,000	0	120,000
	Street Furniture / Bus Shelter Total	0	120,000	0	120,000
6	Grant Funded Projects				
	2003 Alfred Road	9,000	0	(6,823)	(2,177)
	2019 Princess Road	0	0	(5,848)	5,848
	2037 Elizabeth Street	0	195,000	0	195,000
	2054 Broome Street	0	0	(1,364)	1,364
	2057 Florence Street	2,733	0	(1,573)	(1,160)
	2400 INTXN - Railway Rd/Aberdare Rd	0	18,000	0	18,000
	2401 INTXN - Brockway/Brookdale /Underwood	0	650,000	0	650,000
	2403 INTXN - Guger St/Railway Rd/Loch St	0	165,000	0	165,000
	2405 INTXN - Stirling Hwy / Broadway	0	690,000	0	690,000
	2406 INTXN - West Coast Hwy / North Street	0	145,000	0	145,000
	Grant Funded Projects Total	11,733	1,863,000	(15,608)	1,866,875
10	Road Improvement				
	2121 Lisle Street	0	0	0	0
	Road Improvement Total	0	0	0	0

		July Actual YTD	Annual Budget	Committed Balance	Budget Available
11	Building Construction				
	4000 John Leckie Pavilion	655	10,000	(1,976)	11,321
	4003 Council Depot	0	65,000	0	65,000
	4005 Drabble House Flat - 8A Webster St	0	7,000	0	7,000
	4006 Hackett Playcentre	0	6,000	0	6,000
	4009 PROCC	0	30,000	0	30,000
	4010 NCC	0	22,000	0	22,000
	4016 67 Stirling Highway - Maisonettes	0	35,000	0	35,000
	4018 Tresillian	0	8,500	0	8,500
	4020 71 Stirling Highway - Administration	0	25,000	(3,727)	28,727
	4022 Public Facilities / Toilets	0	0	0	0
	4052 Allen Park	0	12,500	0	12,500
	4027 Mt Claremont Changerooms	0	8,000	0	8,000
	Building Construction Total	655	229,000	(5,703)	234,048
12	Off Street Parking				
	2182 The Esplanade	0	0	0	0
	Off Street Parking Total	0	0	0	0
14	Parks & Reserves Construction				
	2132 Beecham Road	2,291	571,000	3,229	565,480
	4052 Allen Park	0	82,500	0	82,500
	4055 Asquith Park	0	0	0	0
	4057 Beaton Park	0	66,000	(1,638)	67,638
	4067 Campsie Park	0	0	0	0
	4069 Carrington Park	111	33,400	0	33,289
	4071 Charles Ct Reserve	0	209,000	0	209,000
	4072 College Park	0	81,700	0	81,700
	4087 Grainger Reserve	0	12,600	0	12,600
	4089 Hamilton Park	0	7,700	0	7,700
	4095 Karella Park	0	5,200	0	5,200
	4096 Lawler Park	0	100,200	0	100,200
	4100 Masons Gardens	7,521	21,200	(5,372)	19,051
	4101 Melvista Reserve	0	0	(1,315)	1,315
	4105 Mossvale Gardens	0	0	0	0
	4107 Mount Claremont Reserve	0	20,000	0	20,000
	4112 Nedlands Park	0	15,300	0	15,300
	4117 Paul Hasluck Reserve	0	59,400	0	59,400
	4118 Peace Memorial Rose Garden	0	7,425	0	7,425
	4122 Point Resolution Reserve	0	84,300	0	84,300
	4131 Street Gardens and Verges	3,093	0	(2,215)	(878)
	4135 Stubbs Terrace Reserves	0	15,300	0	15,300
	4137 Swanbourne Beach Reserve	0	18,795	0	18,795
	4142 Zamia Park	0	0	0	0
	4154 Hollywood Reserve	0	11,900	0	11,900
	4169 River Wall Maintenance	0	400,000	0	400,000
	4161 Railway Reserve	71	0	0	(71)
	4162 Melvista Oval	0	415,400	0	415,400
	4163 Gaines Park	0	5,200	0	5,200
	4172 Stephenson Avenue Nature Strip	0	11,880	0	11,880
	Parks & Reserves Construction Total	13,087	2,255,400	(7,311)	2,249,624
15	Plant & Equipment				
	7500 Technical Svs - Engineering	0	296,750	0	296,750
	7501 Development Svs - Town Planning	0	84,350	0	84,350
	7502 Development Svs - Property Svs	0	18,350	0	18,350
	7505 Corporate Svs - Ranger Svs	0	134,000	0	134,000
	7507 Development Svs - Sustainable Nedlands	0	64,000	0	64,000
	7508 Corporate & Strategy - Finance	0	34,000	36,801	(2,801)
	7509 Technical Svs - Parks Svs	6,382	256,700	114,170	136,148
	7515 Corporate & Strategy - ICT	0	18,350	0	18,350
	Plant & Equipment Total	6,382	906,500	150,971	749,147

		July Actual YTD	Annual Budget	Committed Balance	Budget Available	
16	ICT Capital Projects					
	6031	IT Project 1 - New Windows	0.00	30,000	0	30,000
	6032	IT Project 2 - MS Office 2010	0.00	25,000	0	25,000
	6033	IT Project 3 - VoIP Hybrid Communication	0.00	158,000	0	158,000
	6034	IT Project 4 - Upgrade SQL Software	0.00	20,000	0	20,000
	6035	IT Project 5 - Upgrade Exchange Software	0.00	30,000	0	30,000
	6036	IT Project 6 - PoE	0.00	10,000	0	10,000
	6037	IT Project 7 - Parking Permit Software	0.00	20,000	0	20,000
	6039	IT Project 8 - Library Management System	0.00	45,000	0	45,000
	6038	PC Roll Out	0.00	60,000	0	60,000
	ICT Capital Projects Total		0	398,000	0	398,000
17	Greenway Development					
	4052	Allen Park	0	107,000	0	107,000
	4161	Railway Reserve	1,291	50,000	(1,319)	50,028
	4173	Cottesloe Golf Club	0	25,000	0	25,000
	Greenway Development Total		1,291	182,000	(1,319)	182,028
18	Furniture & Fixture					
	4000	John Leckie Pavilion	298	0	(298)	0
	4008	Nedlands Library	1,307	0	(1,307)	0
	7504	Community Svs - NCC (HACC Funded)	0	0	0	0
	9000	City Wide	0	10,000	0	10,000
	Furniture & Fixture Total		1,605	10,000	(1,605)	10,000
19	Public Art					
	9000	City Wide	0	40,000	0	40,000
	Public Art Total		0	40,000	0	40,000
City of Nedlands Total			36,365	8,637,200	90,705	8,510,130

13.4 Investment Report – July 2013

Council	23 July 2013
Applicant	City of Nedlands
Officer	Rajah Senathirajah – Manager Finance
CEO	Greg Trevaskis
CEO Signature	
File Reference	FIN/071-09
Previous Item	Nil

Executive Summary

In accordance with the Council’s Investment Policy, Administration is required to present a summary of investments to Council on a monthly basis.

Recommendation to Council

Council receives the Investment Report for the period ended 31 July 2013.

Strategic Plan

KFA5: Governance

5.1 – Manage the City’s resources in a sustainable and responsible manner.

This report is in accordance with the Council’s Investment Policy and demonstrates the investment of City’s surplus cash in a sustainable and responsible manner.

Background

Council’s Investment Policy requires a summary of investments to be presented to Council on a monthly basis.

Discussion

The Investment Summary shows that as at 31 July 2013 the City held the following funds in investments:

Municipal Funds	\$	3,601,846.28
Reserve Funds	\$	3,823,726.18
Adelma Interest	\$	<u>351.69</u>
Total	\$	<u>7,425,924.16</u>

The total interest earned from investments for the one month was \$22,083.51.

Following Council’s decision in May 2012, all investments are placed with the ‘big four’ banks.

The Investment Portfolio comprises holdings in the following institutions:

Financial Institution	Funds Invested	Interest Rate	Proportion of Portfolio
NAB	\$ 2,492,606.79	4.48% - 4.19%	33.57%
Westpac	\$ 2,062,204.21	4.06% - 3.80%	27.77%
ANZ	\$ 1,285,278.01	4.12% - 3.80%	17.31%
CBA	\$ 1,585,835.15	3.74% - 4.00%	21.36%
Total	\$ 7,425,924.16		100.00%

Consultation

Required by legislation: Yes No
 Required by City of Nedlands policy: Yes No

Legislation / Policy

Not applicable.

Budget/Financial Implications

Investment income is less than the budgeted value due to the lower interest rates provided by the banks.

Risk Management

The Investment Policy of the City, which is reviewed each year by the Audit and Risk Committee of Council, is structured so as to minimise any risks associated with the City’s cash investments. The officers adhere to this Policy, and continuously monitor market conditions to ensure that the City obtains attractive yields without compromising on risk management.

Conclusion

The Investment Report is presented to Council.

Attachments

1. Investment Report for the period ended 31 July 2013

**INVESTMENTS REPORT
FOR THE PERIOD ENDED 31 JULY 2013**


No.	Particulars	Interest	Invest.	Maturity	Period	NAB	Westpac	ANZ	CBA	Total	Interest
		Rate	Date	Date	Days						YTD Accumulated
	RESTRICTED FUNDS										
4	Trust - Adelma	3.89%	28-Jun-13	28-Nov-13	153		\$100,351.69			\$100,351.69	\$330.38
	TOTAL RESTRICTED FUNDS						\$100,351.69			\$100,351.69	\$330.38
	RESERVE INVESTMENTS										
10	City Development - Western Zone	3.74%	04-Jun-13	02-Oct-13	120				\$347,425.39	\$347,425.39	\$1,097.17
16	Services General (a)	4.38%	10-Apr-13	10-Oct-13	183	\$317,861.67				\$317,861.67	\$1,166.76
78	Services General (b)	4.19%	07-May-13	10-Oct-13	156	\$506,162.02				\$506,162.02	\$1,783.84
26	North Street Reserve	4.48%	01-May-13	01-Nov-13	184	\$1,129,109.87				\$1,129,109.87	\$3,995.33
41	City Development - Swanbourne	4.00%	30-May-13	30-Sep-13	123				\$112,050.90	\$112,050.90	\$378.10
42	City Building Reserve	3.74%	04-Jun-13	02-Oct-13	120				\$566,157.92	\$566,157.92	\$1,787.92
52	Plant Replacement	4.12%	11-Apr-13	11-Oct-13	183			\$230,497.81		\$230,497.81	\$796.57
55	Insurance	4.12%	11-Apr-13	11-Oct-13	183			\$54,259.65		\$54,259.65	\$187.51
57	Welfare - NCC	4.00%	30-May-13	30-Sep-13	123				\$147,260.74	\$147,260.74	\$496.91
58	Waste Management	4.00%	30-May-13	30-Sep-13	123				\$147,242.14	\$147,242.14	\$496.84
60	Welfare	4.00%	30-May-13	30-Sep-13	123				\$265,698.06	\$265,698.06	\$896.55
	TOTAL RESERVE INVESTMENTS					\$1,953,133.56	\$0.00	\$284,757.46	\$1,585,835.15	\$3,823,726.18	\$13,083.51
	MUNICIPAL INVESTMENTS										
94	Municipal Investment #94 - NAB	4.26%	07-Feb-13	07-Aug-13	181	\$539,473.23				\$539,473.23	\$1,913.01
100	**Municipal Investment #100 - ANZ - CLOSED**							\$0.00		\$0.00	\$108.80
105	Municipal Investment #105 - Westpac	3.80%	29-Jul-13	29-Nov-13	123		\$1,042,287.85			\$1,042,287.85	\$3,007.17
110	Municipal Investment #110 - Westpac	4.06%	11-May-13	09-Aug-13	90		\$1,019,564.66			\$1,019,564.66	\$3,484.29
111	Municipal Investment #111 - ANZ	3.80%	26-Jul-13	26-Oct-13	92			\$1,000,520.55		\$1,000,520.55	\$520.55
	TOTAL MUNICIPAL INVESTMENTS					\$539,473.23	\$2,061,852.51	\$1,000,520.55	\$0.00	\$3,601,846.28	\$9,033.82
	RESERVE & MUNICIPAL TOTAL					\$2,492,606.79	\$2,062,204.21	\$1,285,278.01	\$1,585,835.15	\$7,425,924.16	\$22,447.72
	Proportion Portfolio					33.57%	27.77%	17.31%	21.36%		

13.5 Local Government Reform Mayor's Representative

Committee Recommendation

Councillor Hassell be appointed to represent the Mayor during his leave of absence 24 August 2013 to 14 September 2013. Attending meetings with other Western Suburbs Councils on the proposed amalgamations.

13.6 Referendum Proposal on Amalgamations

Council	27 August 2013
Applicant	City of Nedlands
CEO	Greg Trevaskis
CEO Signature	
File Reference	File number of file on which this report is saved in TRIM
Previous Item	Number and date of any previous Council reports that have been considered on this matter.

Executive Summary

Following on from recent discussions with the Mayor and Councillor Hassell it has been suggested that it would be appropriate to conduct a referendum in conjunction with the upcoming Local Government Election to be held on 19 October 2013.

By holding the referendum at the same time as the Elections it will save Council considerable cost and allow valuable feedback from Nedlands residents on their views of the State Government's recently announced proposal to merge the seven councils of the western suburbs into a new single local government authority.

To comply with the timeframe to submit a request to the West Australian Electoral Commission to conduct a referendum it is necessary for Council to consider the matter without delay.

Recommendation to Council**Council:**

1. **authorises the conduct of a referendum of Electors of the City of Nedlands to seek the views in relation to the State Government's recently announced proposal to merge the seven councils of the western suburbs into a new single local government authority;**
2. **pursuant to section 6.8 (1) (b) of the *Local Government Act 1995* amends the 2013/14 Budget to provide an additional \$4500.00 to conduct the referendum; and**
3. **authorises the CEO to liaise with the WA Electoral Commission to ensure all documentation is in accordance with all relevant requirements to enable the referendum to be conducted.**

Strategic Plan

KFA: Governance and Civic Leadership

Background

It is proposed to conduct a referendum in conjunction with the upcoming Local Government Election to be held on 19 October 2013.

By holding the referendum at the same time as the Elections it will save Council considerable cost and allow valuable feedback from Nedlands residents on their views of the State Government's recently announced proposal to merge the seven councils of the western suburbs into a new single local government authority.

To comply with the timeframe to submit a request to the West Australian Electoral Commission to conduct a referendum it is necessary for Council to consider the matter without delay. The following is now required.

1. Council to submit request to the WA Electoral Commission to conduct a referendum no later than 5 September 2013.
2. Details of the wording of the question for referendum to be finalized no later than 5 September 2013 and submitted to the Commission.
3. The CEO to liaise with the WA Electoral Commission to ensure the referendum question and supporting information in favour and equally against the proposed referendum is prepared in accordance with the requirements of the Commission.
4. The referendum question and relevant documentation be available for circulation with all postal voting applications to be issued in conjunction with the City of Nedlands Election to be held on 19 October 2013.

Draft Question for Referendum

"Do you as an elector of the City of Nedlands support the State Government's proposal to amalgamate and replace the seven current councils of Nedlands, Claremont, Cottesloe, Peppermint Grove, Mosman Park, Cambridge and Subiaco into the one new local government authority for the western suburbs?"

Yes No

Key Relevant Previous Council Decisions:

Not applicable.

Consultation

Required by legislation: Yes No
Required by City of Nedlands policy: Yes No

By holding the referendum at the same time as the Elections it will save Council considerable cost and allow valuable feedback from Nedlands residents on their views of the State Government's recently announced proposal to merge the seven councils of the western suburbs into a new single local government authority.

Legislation / Policy

Part 4 Division 1 of Local Government Act 1995 covers elections and other polls.

Budget/Financial Implications

Within current approved budget: Yes No
Requires further budget consideration: Yes No

The additional cost to hold the referendum is \$4,500.

Risk Management

The referendum will provide Council with valuable feedback from Nedlands residents on their views of the State Government's recently announced proposal.

Discussion

It is proposed to conduct a referendum in conjunction with the upcoming Local Government Election to be held on 19 October 2013. An urgent decision is required by Council in order to meet the tight timeframes.

Conclusion

The proposed referendum is referred for Council's consideration.

Attachments

Nil.

14. Elected Members Notices of Motions of Which Previous Notice Has Been Given

Disclaimer: Where administration has provided any assistance with the framing and/or wording of any motion/amendment to a Councillor who has advised their intention to move it, the assistance has been provided on an impartial basis. The principle and intention expressed in any motion/amendment is solely that of the intended mover and not that of the officer/officers providing the assistance. Under no circumstances is it to be expressed to any party that administration or any Council officer holds a view on this motion other than that expressed in an official written or verbal report by Administration to the Council meeting considering the motion.

14.1 Councillor Hodsdon – Weed Control

At the Council meeting on 23 July 2013 Councillor Hodsdon gave notice of his intention to move the following at this meeting.

That the City reinstates the non-chemical (steam) control of weeds on hard surfaces (Streets and paths).

Supporting Comments

1. Reduces the long term accumulation of chemicals in our environment.
2. Medical and scientific reports of the risk of harm from the chemicals being used, including a recent 4 Corners programme (22 July) warning of dioxin contamination in pesticides. There may be serious harm to the long term health of our residents.
3. That chemical spraying occurs outside homes and residents have no choice but to cross these contaminated areas in the process of coming and going from their homes.
4. The use of these chemicals infringes the rights of individuals to live in a chemical free area (at least avoid).
5. The city should be a leader in this area and it has been for at least 10 years.

Administration Comment

The Australian Pesticides and Veterinary Medicines Authority (APVMA) is the Australian Government's regulatory authority of pesticides in Australia. On 6 August 2013 they released the following statement with respect to glyphosate. The statement below has a link which provides further detail on the matter.

**Chemicals in the News: Glyphosate - Updated 6 August 2013
Roundup and birth defects: Is the public being kept in the dark?**

Glyphosate [N-(phosphonomethyl)glycine] is a broad-spectrum systemic herbicide used to kill weeds, especially annual broadleaf weeds and grasses known to compete with commercial crops grown around the globe. The first product came onto the market in the 1970s under the trade name 'Roundup'.

Glyphosate is the most widely used herbicide worldwide in agriculture, the home garden, and industrial/commercial applications. Some crops have been genetically engineered to be resistant to glyphosate, allowing farmers to use it to control weeds without affecting the growing crops.

In 2011 Earth Open Source (EOS) published a review of glyphosate titled *Roundup and birth defects: Is the public being kept in the dark?* [EOS \(external site\)](#) is "a not-for-profit organization dedicated to assuring the sustainability, security, and safety of the global food system". The EOS review claimed that glyphosate was a reproductive and developmental toxicant, as well as having genotoxic, carcinogenic, neurotoxic, and endocrine-disrupting potential, with these effects occurring at concentrations lower than those used in OECD- and GLP-compliant studies reviewed by the European Union (EU) when glyphosate was first approved. A selection of published literature, predominantly using *in vitro* testing methods, was cited as supporting these conclusions.

The APVMA contracted an external toxicology consultant to prepare a [detailed review of the EOS report \(PDF, 1Mb\)](#) | [\(RTF, 2.7Mb\)](#) and relevant recent studies. The overarching conclusions from this review can be found on pages 12 and 13 of the document.

The toxicological studies reviewed do not indicate a need to revise the current Australian Acceptable daily Intake (ADI) of 0.3 mg/kg bw/d for glyphosate. The available evidence suggests that there are very wide margins between the ADI and the actual intake of glyphosate via food and from exposure while preparing and applying glyphosate products. Nevertheless, the APVMA will continue to monitor the literature for significant new studies on glyphosate and will consider any new information that might emerge from US and Canadian reviews.

Conclusions

1. The APVMA currently has no data before it suggesting that glyphosate products registered in Australia and used according to label instructions present any unacceptable risks to human health, the environment and trade.
2. The weight and strength of evidence shows that glyphosate is not genotoxic, carcinogenic, or neurotoxic.
3. Glyphosate causes malformations in toad and chicken embryos treated by incubation and/or injection, but these findings are not predictive of a developmental hazard to humans because of the routes of administration used. Studies in birds and/or rats have reported that some glyphosate-based herbicide formulations (GBHFs) cause foetal skeletal abnormalities, toxicity to the male reproductive system and interference with the maturation of the male reproductive organs during puberty. However, the relevant studies were affected by flawed design, methodology and / or

reporting, and the claimed effects on puberty have been inconsistent in different studies.

4. Glyphosate is not a teratogen in rats and rabbits treated via oral administration and has not shown reproductive toxicity in multi-generation dietary studies in rats. Epidemiological studies have found no consistent or convincing evidence of reproductive dysfunction in human populations reportedly exposed to glyphosate. Glyphosate is therefore extremely unlikely to cause reproductive or developmental toxicity in humans under normal conditions of exposure.
5. The potential for glyphosate to cause endocrine disruption will be clarified by the current review under the US EPA's Endocrine Disruptor Screening Program. In studies published so far, glyphosate has shown a lack of activity in the Hershberger and uterotrophic assays in rats or in tests for interaction with oestrogen and androgen receptors, inhibition of steroidogenesis, or interference with metamorphosis in amphibians. At present, there is no scientific justification for classifying glyphosate as an endocrine disruptor.
6. Surfactants present in the test GBHFs may have confounded the results of in vitro studies of their effects on hormonal regulation and cellular toxicity. Furthermore, the relevance of some test systems to human hazard and risk assessment is unproven.
7. Most studies with GBHFs have not identified which of their chemical constituents caused the reported effects on cells and laboratory animals, or characterised their mode of action.
8. The toxicological studies cited by EOS do not demonstrate a need to revise the current Australian ADI of 0.3 mg/kg bw/d for glyphosate. The available evidence indicates that there are very wide margins between the ADI and the actual intake of glyphosate via food and from exposure while preparing and applying glyphosate products.
9. The APVMA will monitor the US and Canadian reviews of glyphosate and consider any new information that emerges.

The City's use of glyphosate is carried out to the requirements of the Department of Health and the manufacturer's recommendations contained in the product label. Should the APVMA recommend cessation of use of glyphosate Administration would recommend this to Council.

15. Elected members notices of motion given at the meeting for consideration at the following ordinary meeting on 24 September 2013

Disclaimer: Where administration has provided any assistance with the framing and/or wording of any motion/amendment to a Councillor who has advised their intention to move it, the assistance has been provided on an impartial basis. The principle and intention expressed in any motion/amendment is solely that of the intended mover and not that of the officer/officers providing the assistance. Under no circumstances is it to be expressed to any party that administration or any Council officer holds a view on this motion other than that expressed in an official written or verbal report by Administration to the Council meeting considering the motion.

Notices of motion for consideration at the Council Meeting to be held on 24 September 2013 to be tabled at this point in accordance with Clause 3.9(2) of Council's Local Law Relating to Standing Orders.

16. Urgent Business Approved By the Presiding Member or By Decision


Any urgent business to be considered at this point.

17. Confidential Items

Any confidential items to be considered at this point.

Declaration of Closure

There being no further business, the Presiding Member will declare the meeting closed.



Greg Trevaskis
Chief Executive Officer