



City of Nedlands

Agenda

Council Meeting

20 December 2016

Dear Council member

The next Ordinary Meeting of the City of Nedlands will be held on Tuesday 20 December 2016 in the Council chambers at 71 Stirling Highway Nedlands commencing at 7 pm.

Greg Trevaskis
Chief Executive Officer
13 December 2016

Table of Contents

Declaration of Opening	4
Present and Apologies and Leave Of Absence (Previously Approved)	4
1. Public Question Time	5
2. Addresses by Members of the Public.....	5
3. Requests for Leave of Absence	5
4. Petitions	5
5. Disclosures of Financial Interest	5
6. Disclosures of Interests Affecting Impartiality.....	6
7. Declarations by Members That They Have Not Given Due Consideration to Papers.....	6
8. Confirmation of Minutes	6
8.1 Ordinary Council Meeting 22 November 2016	6
9. Announcements of the Presiding Member without discussion	6
10. Members announcements without discussion.....	6
11. Matters for Which the Meeting May Be Closed	7
12. Divisional reports and minutes of Council committees and administrative liaison working groups.....	7
12.1 Minutes of Council Committees	7
12.2 Planning & Development Report No's PD54.16 to PD57.16 (copy attached)	8
PD54.16 (Lot 248) No. 60 Monash Avenue, Nedlands – Proposed Home Business (Language Tutoring).....	8
PD55.16 (Lot 1) No. 2/1 Hampden Road, Nedlands - Proposed Change of Use (From Office - Professional to Consulting Rooms)	9
PD56.16 (Lot 2) No. 79 Victoria Avenue – Additions to Dwelling	11
PD57.16 No. 227 (Lots 13072 and 13073) Stubbs Terrace, Shenton Park – Additional Buildings for Shenton College.....	14
12.3 Technical Services Report No's TS15.16 (copy attached)	18
TS15.16 RFT 2016/17.03 Construction of Concrete Footpaths.....	18
12.4 Community & Organisational Development Report No's CM06.16 (copy attached).....	19
CM06.16 Additional Funding – Hollywood Subiaco Bowling Club	19
12.5 Corporate & Strategy Report No's CPS31.16 to CPS34.16 (copy attached)	20
CPS31.16 List of Accounts Paid – October 2016.....	20
CPS32.16 Corporate Business Plan – Quarter 1 2016/17	21
CPS33.16 Policy Reviews	22
CPS34.16 Parking and Parking Facilities Amendment Local Law 2016.....	23
13. Reports by the Chief Executive Officer	24
13.1 Common Seal Register Report – November 2016	24
13.2 List of Delegated Authorities – November 2016.....	25
13.3 Monthly Financial Report – November 2016	26
13.4 Investment Report – November 2016	30
13.5 2017 Council Committee and Council Meetings	32

13.6	Underground Power	33
13.7	Delegation of Authority – Awarding of Tenders over Council Recess	43
13.8	Annual Electors Meeting - 29 November 2016.....	46
14.	Elected Members Notices of Motions of Which Previous Notice Has Been Given.....	48
15.	Elected members notices of motion given at the meeting for consideration at the following ordinary meeting on 28 February 2017.....	48
16.	Urgent Business Approved By the Presiding Member or By Decision	48
17.	Confidential Items	48
17.1	Chief Executive Officer Performance Review	49
17.2	Naming Rights All Abilities Play Space	49
	Declaration of Closure	49

City of Nedlands

Notice of an Ordinary Meeting of Council to be held in the Council Chambers, Nedlands on Tuesday 20 December 2016 at 7 pm.

Council Agenda

Declaration of Opening

The Presiding Member will declare the meeting open at 7 pm and will draw attention to the disclaimer below.

(NOTE: Council at its meeting on 24 August 2004 resolved that should the meeting time reach 11.00 p.m. the meeting is to consider an adjournment motion to reconvene the next day).

Present and Apologies and Leave Of Absence (Previously Approved)

Leave of Absence None
(Previously Approved)

Apologies None as at distribution of this agenda.

Disclaimer

Members of the public who attend Council meetings should not act immediately on anything they hear at the meetings, without first seeking clarification of Council's position. For example by reference to the confirmed Minutes of Council meeting. Members of the public are also advised to wait for written advice from the Council prior to taking action on any matter that they may have before Council.

Any plans or documents in agendas and minutes may be subject to copyright. The express permission of the copyright owner must be obtained before copying any copyright material.

1. Public Question Time

A member of the public wishing to ask a question should register that interest by notification in writing to the CEO in advance, setting out the text or substance of the question.

The order in which the CEO receives registrations of interest shall determine the order of questions unless the Mayor determines otherwise. Questions must relate to a matter affecting the City of Nedlands.

2. Addresses by Members of the Public

Addresses by members of the public who have completed Public Address Session Forms to be made at this point.

3. Requests for Leave of Absence

Any requests from Councillors for leave of absence to be made at this point.

4. Petitions

Petitions to be tabled at this point.

5. Disclosures of Financial Interest

The Presiding Member to remind Councillors and Staff of the requirements of Section 5.65 of the *Local Government Act* to disclose any interest during the meeting when the matter is discussed.

A declaration under this section requires that the nature of the interest must be disclosed. Consequently a member who has made a declaration must not preside, participate in, or be present during any discussion or decision making procedure relating to the matter the subject of the declaration.

However, other members may allow participation of the declarant if the member further discloses the extent of the interest. Any such declarant who wishes to participate in the meeting on the matter, shall leave the meeting, after making their declaration and request to participate, while other members consider and decide upon whether the interest is trivial or insignificant or is common to a significant number of electors or ratepayers.

6. Disclosures of Interests Affecting Impartiality

The Presiding Member to remind Councillors and Staff of the requirements of Council's Code of Conduct in accordance with Section 5.103 of the *Local Government Act*.

Councillors and staff are required, in addition to declaring any financial interests to declare any interest that may affect their impartiality in considering a matter. This declaration does not restrict any right to participate in or be present during the decision-making procedure.

The following pro forma declaration is provided to assist in making the disclosure.

"With regard to the matter in item x..... I disclose that I have an association with the applicant (or person seeking a decision). As a consequence, there may be a perception that my impartiality on the matter may be affected. I declare that I will consider this matter on its merits and vote accordingly."

The member or employee is encouraged to disclose the nature of the association.

7. Declarations by Members That They Have Not Given Due Consideration to Papers

Members who have not read the business papers to make declarations at this point.

8. Confirmation of Minutes

8.1 Ordinary Council Meeting 22 November 2016

The minutes of the ordinary Council Meeting held 22 November 2016 are to be confirmed.

9. Announcements of the Presiding Member without discussion

Any written or verbal announcements by the Presiding Member to be tabled at this point.

10. Members announcements without discussion

Written announcements by Councillors to be tabled at this point.

Councillors may wish to make verbal announcements at their discretion.

11. Matters for Which the Meeting May Be Closed

Council, in accordance with Standing Orders and for the convenience of the public, is to identify any matter which is to be discussed behind closed doors at this meeting, and that matter is to be deferred for consideration as the last item of this meeting.

12. Divisional reports and minutes of Council committees and administrative liaison working groups

12.1 Minutes of Council Committees

This is an information item only to receive the minutes of the various meetings held by the Council appointed Committees (N.B. This should not be confused with Council resolving to accept the recommendations of a particular Committee. Committee recommendations that require Council's approval should be presented to Council for resolution via the relevant departmental reports).

The Minutes of the following Committee Meetings (in date order) are to be received:

Sustainable Nedlands Committee

Circulated to Councillors on 9 December 2016

5 December 2016

Council Committee

Circulated to Councillors on 8 December 2016

6 December 2016

Note: As far as possible all the following reports under items 12.2, 12.3, 12.4 and 12.5 will be moved en-bloc and only the exceptions (items which Councillors wish to amend) will be discussed.

12.2 Planning & Development Report No's PD54.16 to PD57.16 (copy attached)

Note: Regulation 11(da) of the *Local Government (Administration) Regulations 1996* requires written reasons for each decision made at the meeting that is significantly different from the relevant written recommendation of a committee or an employee as defined in section 5.70, but not a decision to only note the matter or to return the recommendation for further consideration.

PD54.16	(Lot 248) No. 60 Monash Avenue, Nedlands – Proposed Home Business (Language Tutoring)
----------------	--

Committee	6 December 2016
Council	20 December 2016
Applicant	Leader Education Pty Ltd
Owner	Cusar Pty Ltd
Director	Peter Mickleson – Director Planning & Development Services
File Reference	DA2016/292 – MO1/60
Previous Item	Nil.
Attachments	1. Photograph of the property from Monash Avenue 2. Photographs of classrooms

Committee Recommendation / Recommendation to Committee

Council refuses the development application for the proposed home business (language tutoring) at (Lot 248) No. 60 Monash Avenue, Nedlands, for the following reasons:

- 1. The scale of the home business exceeding what would normally be expected for such a use in a Residential area by virtue of the class sizes and the frequency of the classes, and as a consequence shall have an unacceptable impact on the local amenity.**
- 2. The proposal not satisfying provisions (m), (n) and (r) of the Planning and Development (Local Planning Schemes) Regulations 2015 cl.67, due to the inadequate amount of car parking space on the subject property, and the subsequent issues this will create in terms of pedestrian safety, and the availability of car parking bays on nearby commercial properties.**

PD55.16	(Lot 1) No. 2/1 Hampden Road, Nedlands - Proposed Change of Use (From Office - Professional to Consulting Rooms)
----------------	---

Committee	6 December 2016
Council	20 December 2016
Applicant	F Hodges
Owner	The Estate of J P Wright
Director	Peter Mickleson – Director Planning & Development Services
File Reference	DA2016/309 – HA6/1-U2
Previous Item	Nil
Attachments	1. Photograph of subject property from Monash Avenue

Committee Recommendation / Recommendation to Committee

Council approves the application for the proposed change of use (from Office – Professional to Consulting Rooms) and the installation of 2 non-illuminated wall signs at (Lot 1) No. 2/1 Hampden Road, Nedlands, in accordance with the application received on 12 October 2016, subject to the following conditions and advice:

- 1. The development shall at all times comply with the approved plans.**
- 2. The car-parking bays being maintained by the landowner to the City’s satisfaction.**
- 3. The approved use complying with the definition for Consulting Rooms under the City’s Town Planning Scheme No. 2 (refer to advice note 1).**
- 4. A maximum of 2 practitioners on the premises at any one time.**
- 5. The signage being maintained by the landowner to the City’s satisfaction.**

Advice Notes specific to this proposal:

- 1. With regard to Condition 3, the applicant/landowner is advised that in accordance with the City’s Town Planning Scheme No. 2 the use Consulting Room is defined as being the following:**

“Means a building or part of a building (other than a hospital) used in the practice of the profession of two or more practitioners who are legally qualified medical practitioners or dentists, physiotherapists, chiropractors, masseurs, or persons ordinarily associated with a medical practitioner in the prevention investigation or treatment of physical or mental injuries or ailments, and the practitioners may be

of the one profession or any combination of professions or practices.”

- 2. All internal water closets and ensuites without fixed or permanent window access to outside air or which open onto a hall, passage, hobby or staircase, shall be serviced by a mechanical ventilation exhaust system which is ducted to outside air, with a minimum rate of air change equal to or greater than 25 litres / second.**
- 3. Prior to commencing an application to register the business is required to be lodged with, and be approved by, the City’s Environmental Health section. This is to demonstrate how the business will comply with the requirements of the *Health (Skin Penetration Procedures) Regulations 1998*.**
- 4. A separate Planning application is required to be lodged and approved prior to the erection/installation of any signage on the lot.**
- 5. This decision constitutes planning approval only and is valid for a period of two years from the date of approval. If the subject development is not substantially commenced within the two year period, the approval shall lapse and be of no further effect.**

PD56.16	(Lot 2) No. 79 Victoria Avenue – Additions to Dwelling
----------------	---

Committee	6 December 2016
Council	20 December 2016
Applicant	G and N Dunthorne
Owner	G and N Dunthorne
Director	Peter Mickleson – Director Planning & Development Services
File Reference	DA2016/226 – V11/79
Previous Item	Nil.
Attachments	<ol style="list-style-type: none"> 1. Photograph of the subject property from Victoria Avenue. 2. Photograph of the subject property from Watkins Road. 3. Photograph of the proposed cabana's and the existing studio's location 4. Photograph of the proposed decking's location

Committee Recommendation / Recommendation to Committee

Council:

1. Refuses the garage and upper storey addition components of the development application for (Lot 2) No.79 Victoria Avenue, Dalkeith, received on 5 August 2016, for the following reasons:
 - a) The proposal not satisfying the design principles stipulated under clause 5.1.3 (Lot Boundary Setback) of the Residential Design Codes due to:
 - i. The proposed setback of the garage not positively contributing to the streetscape and prevailing development context; and
 - ii. The proposed garage increasing the impacts of building bulk on the adjoining property.
 - b) A garage boundary wall of this scale in the R10 zone does not represent the orderly and proper planning of the City and conflicts with cl. 6.5.1 of Town Planning Scheme No. 2.
 - c) The south east portion of the second storey addition not satisfy clause 5.5.1 of the City of Nedlands Town Planning Scheme No.2, due to its height exceeding what is permitted under the property's restrictive covenant and will therefore have an adverse impact on the neighbours' amenity.

- d) **The proposal not satisfying provisions (m) and (n) of the Planning and Development (Local Planning Schemes) Regulations 2015 cl.67, as the proposal for a boundary wall is incompatible with low density zone and will negatively impact the character of the locality.**
2. **Approves the street boundary fencing, decking, alfresco, cabana and studio components of the development application for (Lot 2) No.79 Victoria Avenue, Dalkeith, received on 5 August 2016, subject to the following conditions and advice:**
- a) **The development shall at all times comply with the approved plans.**
 - b) **This development approval pertains to the proposed street boundary fencing, decking, alfresco and studio only.**
 - c) **All stormwater from the development, which includes permeable and non-permeable areas, shall be contained onsite.**
 - d) **The street boundary fencing being maintained by the landowner to the City's satisfaction.**
 - e) **The studio not being used as ancillary accommodation.**

Advice Notes specific to this approval:

- a) **All downpipes from guttering shall be connected so as to discharge into drains, which shall empty into a soak-well; and each soak-well shall be located at least 1.8m from any building, and at least 1.8m from the boundary of the block.**
- b) **Prior to the commencement of any demolition works, any Asbestos Containing Material (ACM) in the structure to be demolished, shall be identified, safely removed and conveyed to an appropriate landfill which accepts ACM.**
 - i. **Removal and disposal of ACM shall be in accordance with *Health (Asbestos) Regulations 1992*, Regulations 5.43 - 5.53 of the *Occupational Safety and Health Regulations 1996*, *Code of Practice for the Safe Removal of Asbestos 2nd Edition*, *Code of Practice for the Management and Control of Asbestos in a Workplace*, and any Department of Commerce Worksafe requirements.**

- ii. Where there is over 10m² of ACM or any amount of friable ACM to be removed, it shall be removed by a Worksafe licensed and trained individual or business.**
- c) All street trees on the verge are to be retained and shall not be removed without written approval from the Manager Parks Services.**
- d) Any construction in the verge will require a Nature-Strip Development Application (NSDA) to be lodged with, and approved by, the City's Engineering section, prior to construction.**
- e) This decision constitutes planning approval only and is valid for a period of two years from the date of approval. If the subject development is not substantially commenced within the two year period, the approval shall lapse and be of no further effect.**

PD57.16	No. 227 (Lots 13072 and 13073) Stubbs Terrace, Shenton Park – Additional Buildings for Shenton College
----------------	---

Committee	6 December 2016
Council	20 December 2016
Applicant	JCY Architect and Urban Designs
Owner	Department of Health and Department of Education
Director	Peter Mickleson – Director Planning & Development Services
File Reference	DA2016/287, DA2016/288, DA2016/289
Previous Item	Nil.
Attachments	Nil.

Committee Recommendation / Recommendation to Committee

Council advises the Western Australian Planning Commission that subject to the following outstanding matters being addressed prior to construction commencing:

- a) **The partial acquisition of Lot 13072 Stubbs Terrace, Shenton Park, being finalised; and**
- b) **The reservation of the portion of Lot 13072 Stubbs Terrace, Shenton Park, affected by the proposal being changed to 'Public Purpose - High School' under the Metropolitan Region Scheme; and**
- c) **The bushfire management plan being approved by the Department of Fire and Emergency Services**

It supports the additional education buildings proposed at Lot 13072 and 13073 (227) Stubbs Terrace, Shenton Park, subject to the following conditions and advice:

- 1) **The development shall at all times comply with the approved plans.**
- 2) **All stormwater from the development, which includes permeable and non-permeable areas shall be contained onsite.**
- 3) **The car parking bays and access ways being constructed, marked and drained by the landowner prior to the practicable completion of the proposed development, and be maintained thereafter by the landowner to the City's satisfaction.**
- 4) **Prior to submitting a building permit application to the City a construction management plan shall be submitted to and be approved by the City which details how the proposed construction will be managed to minimise environmental impacts. This is to address the following:**

- i. The staging plan for the entire works;
- ii. The applicable timeframes and assigned responsibilities for tasks;
- iii. The on-site storage of materials and equipment;
- iv. Parking for contractors;
- v. Waste management;
- vi. Dust management;
- vii. The management of noise in accordance with the requirements of the Environmental Protection (Noise) Regulations 1997;
- viii. The management of vibrations; and
- ix. Complaints and incident procedures.

Refer to advice note a).

- 5) The landowner complying with the approved construction management plan to the City's satisfaction.
- 6) Prior to submitting a building permit application to the City a detailed landscaping plan shall be submitted to and be approved by the City which details:
 - i. How the remaining landscaping will be protected during the construction phase of the proposed development;
 - ii. The specie types, location and quantities of any proposed plants; and
 - iii. The location of all proposed and remaining landscaped areas in relation to the remaining and proposed buildings, car parking areas, cycle routes and power poles.

Refer to advice note a).

- 7) The landscaping shown on the approved landscaping plan being protected and maintained by the landowner to the City's satisfaction.
- 8) During the construction phase sumps, ponds or other water bodies shall be maintained by the landowner to the City's satisfaction such that mosquitoes are prevented from breeding.
- 9) Prior to commencement of works, investigation for soil and groundwater contamination is to be carried out to determine if remediation is required.

If required, remediation, including validation of remediation, of any contamination identified shall be completed prior to the issuing of titles to the satisfaction of the Western Australian Planning Commission on advice from the Department of Environment and Conservation, to ensure that the lots created are suitable for the proposed use (refer to advice note b)).

- 10) A pedestrian footpath being provided by the landowner to link the internal school path network to the Perth-Freman tie Principal Shared Path north of the Stubbs Terrace intersection prior to the practicable completion of the proposed development, to the City's satisfaction.
- 11) The existing on road cycle lanes, and any other markings and associated redundant cycle infrastructure at the Stubbs Terrace intersection being removed by the owner of Lot 13073 (227) Stubbs Terrace, Shenton Park, prior to the proposed development's practicable completion to the City's satisfaction.
- 12) A dedicated left turn slip lane being provided for access into Lot 13073 (227) Stubbs Terrace, prior to the practicable completion of the proposed development, to the City's satisfaction.

Advice Notes specific to this approval:

- a) With regard to Conditions 4) and 6), based on advice received from the State Heritage Office the applicant is advised that:
 - i. Appropriate measures are put in place prior to and during construction to protect the existing landscaping, in particular the Aleppo Pine Tree. These measures are to be included in the construction management plan and the landscaping plan, and the plans are to be to the satisfaction of the State Heritage Office.
 - ii. The original alignment of the driveway and outline of the northwest garden wing shall be interpreted in a distinctive material that references the original width and finish, and be distinguishable from the new brick footpath elements.
 - iii. The landscaping of the area in front of the Lemnos Hospital Administration Building shall reference the curve of the original alignment as apparent in the historical photographic evidence.
- b) The applicant/landowner is advised that Condition i) is based on advice from Department of Environment and Regulation. Investigations and remediation are to be carried out in compliance with the Contaminated Sites Act 2003 and current Department of Environment and Conservation Contaminated Sites Guidelines. (Department of Environment and Conservation).
- c) Prior to the commencement of any demolition works, any Asbestos Containing Material (ACM) in the structure to be demolished, shall be identified, safely removed and conveyed to an appropriate landfill which accepts ACM. Removal and disposal of ACM shall be in accordance with Health (Asbestos) Regulations 1992, Regulations 5.43 - 5.53 of the Occupational Safety and Health Regulations 1996, Code of Practice for the Safe Removal of Asbestos 2nd Edition, Code

of Practice for the Management and Control of Asbestos in a Workplace, and any Department of Commerce Worksafe requirements. Where there is over 10m² of ACM or any amount of friable ACM to be removed, it shall be removed by a Worksafe licensed and trained individual or business.

- d) All downpipes from guttering shall be connected so as to discharge into drains, which shall empty into a soak-well; and each soak-well shall be located at least 1.0m from any building, and at least 1.0m from the boundary of the block. Soak-wells of adequate capacity to contain runoff from a 20 year recurrent storm event. Soak-wells shall be a minimum capacity of 1.0m³ for every 80m² of calculated surface area of the development.
- e) Any construction in the verge will require a Nature-Strip Development Application (NSDA) to be lodged with, and approved by, the City's Engineering section, prior to construction.
- f) All street trees on the verge are to be retained and shall not be removed without written approval from the City's Manager Parks Services.
- g) All internal water closets and ensuites without fixed or permanent window access to outside air or which open onto a hall, passage, lobby or staircase, shall be serviced by a mechanical ventilation exhaust system which is ducted to outside air, with a minimum rate of air change equal to or greater than 25 litres / second.
- h) Prior to clearing any bushland as shown on the approved site plan, the applicant is advised to contact the Department of Environment Regulation to obtain a clearing permit.
- i) The applicant is advised to liaise with the Commonwealth Department of the Environment and Energy to ascertain what their obligations are under the Commonwealth Environment Protection and Biodiversity Conservation Act 1999 with regard to clearing the vegetation.
- j) This decision constitutes planning approval only and is valid for a period of two years from the date of approval. If the subject development is not substantially commenced within the two year period, the approval shall lapse and be of no further effect."

12.3 Technical Services Report No's TS15.16 (copy attached)

Note: Regulation 11(da) of the *Local Government (Administration) Regulations 1996* requires written reasons for each decision made at the meeting that is significantly different from the relevant written recommendation of a committee or an employee as defined in section 5.70, but not a decision to only note the matter or to return the recommendation for further consideration.

TS15.16	RFT 2016/17.03 Construction of Concrete Footpaths
----------------	--

Committee	6 December 2016
Council	20 December 2016
Applicant	City of Nedlands
Officer	Nathan Brewer - Purchasing and Tenders Coordinator
Director	Martyn Glover – Director Technical Services
File Reference	TS-PRO-00151
Previous Item	Nil.

Committee Recommendation / Recommendation to Committee

Council:

1. agrees to award RFT 2016/17.03 Construction of Concrete Footpaths to Cobblestone Concrete Pty Ltd for a period of 12 months; and
2. authorises the Chief Executive Officer to sign the acceptance of offers.

12.4 Community & Organisational Development Report No's CM06.16 (copy attached)

Note: Regulation 11(da) of the *Local Government (Administration) Regulations 1996* requires written reasons for each decision made at the meeting that is significantly different from the relevant written recommendation of a committee or an employee as defined in section 5.70, but not a decision to only note the matter or to return the recommendation for further consideration.

CM06.16	Additional Funding – Hollywood Subiaco Bowling Club
----------------	--

Committee	6 December 2016
Council	20 December 2016
Applicant	City of Nedlands
Officer	Amanda Cronin – A/Manager Community Development
Director	Lorraine Driscoll – Director Corporate & Strategy
File Reference	CD-008740
Previous Item	Nil.

Committee Recommendation / Recommendation to Committee

Council approves additional funding of \$10,000 as a contribution to the additional renovation costs of the Hollywood Subiaco Bowling Club.

12.5 Corporate & Strategy Report No's CPS31.16 to CPS34.16 (copy attached)

Note: Regulation 11(da) of the *Local Government (Administration) Regulations 1996* requires written reasons for each decision made at the meeting that is significantly different from the relevant written recommendation of a committee or an employee as defined in section 5.70, but not a decision to only note the matter or to return the recommendation for further consideration.

CPS31.16	List of Accounts Paid – October 2016
-----------------	---

Committee	6 December 2016
Council	20 December 2016
Applicant	City of Nedlands
Officer	Kim Chau – Manager Finance
Director	Lorraine Driscoll – Director Corporate & Strategy
File Reference	Fin/072-17
Previous Item	Nil.

Committee Recommendation / Recommendation to Committee

Council receives the List of Accounts Paid for the month of October 2016 (refer to attachment).

CPS32.16	Corporate Business Plan – Quarter 1 2016/17
-----------------	--

Committee	6 December 2016
Council	20 December 2016
Applicant	City of Nedlands
Officer	Pollyanne Fisher – Policy & Projects Officer
Director	Lorraine Driscoll – Director Corporate & Strategy
File Reference	CS-BP-00002
Previous Item	CPS26.16 (Quarter 4 Report)

Committee Recommendation / Recommendation to Committee

Council receives the Quarter 1 2016/2017 report on progress towards “Nedlands 2023 – Making it Happen”, the Corporate Business Plan.

CPS33.16	Policy Reviews
-----------------	-----------------------

Committee	6 December 2016
Council	20 December 2016
Applicant	City of Nedlands
Officer	Pollyanne Fisher – Policy & Projects Officer
Director	Lorraine Driscoll – Director Corporate & Strategy
File Reference	PP-PPR-00020
Previous Item	Nil.

Committee Recommendation / Recommendation to Committee

Council approves the following policies:

- a) **Interstate and International Travel Policy;**
- b) **Elected Member Expenses and Equipment Policy;**
- c) **Bee Keeping Policy;**
- d) **Assignment of House Numbers Policy; and**
- e) **Civic and Ceremonial Functions Policy.**

CPS34.16	Parking and Parking Facilities Amendment Local Law 2016
-----------------	--

Committee	6 December 2016
Council	20 December 2016
Applicant	City of Nedlands
Officer	Pollyanne Fisher – Policy & Projects Officer
Director	Lorraine Driscoll – Director Corporate & Strategy
File Reference	PP-PPR-00013
Previous Item	City of Nedlands Parking and Parking Facilities Law 2016, item CPS24.16, OMC 23 August 2016

Under section 3.12(2) of the *Local Government Act 1995* for the Mayor to read aloud the purpose and effect of the proposed local law.

The **PURPOSE** of this local law is to make provisions about the regulation of parking or stopping of vehicles in all or specified thoroughfares and reserves under the care, control and management of the local government and to provide for the management and operation of parking facilities.

The **EFFECT** of this local law is that a person parking a vehicle within the parking region is to comply with the provisions of this local law.

Committee Recommendation / Recommendation to Committee

Council makes the City of Nedlands Parking and Parking Facilities Amendment Local Law 2016 as detailed in Attachment 1.

ABSOLUTE MAJORITY REQUIRED

13. Reports by the Chief Executive Officer

13.1 Common Seal Register Report – November 2016

The attached Common Seal Register Report for the month of November 2016 is to be received.

Common Seal Register Report

November 2016

SEAL NUMBER	DATE SEALED	DEPARTMENT	MEETING DATE / ITEM NO.	REASON FOR USE
776	23 November 2016	Planning & Development	Delegated Authority	Seal Certification – Seal No. 776 – Notification Section 70A – Satisfy Conditions 2 & 3 of the development approval dated 21 June 2016 for retrospective alterations to the dwelling at Lot 112 (8) Riverview Court, Dalkeith.(2 copies)
777	25 November 2016	Planning & Development	Delegated Authority	Seal Certification – Seal No. 777 – Deed of Lease – Courtyard Studio Tresillian Arts Centre (2 copies) – Between City of Nedlands & Suzanne Arnautovic

13.2 List of Delegated Authorities – November 2016

The attached List of Delegated Authorities for the month of November 2016 is to be received.

Record of Delegations of Authority and Authorisations

Date of use of delegation of authority	Title	Position exercising delegated authority	Act	Section of Act	Applicant / CoN / Property Owner / Other
--	-------	---	-----	----------------	--

November 2016

01/11/2016	(APP) – DA16/283 – 72 The Avenue, Nedlands – Street Setback Area Fencing	Manager Planning – Jennifer Heyes	City of Nedlands TPS2	Section 6.7.1	Building Corporation WA Pty Ltd
01/11/2016	(APP) – DA16/323 – 46 Quintilian Rd, Mt Claremont – Non Illuminated Monolith Sign	Senior Statutory Planning Officer – Kate Bainbridge	City of Nedlands TPS2	Section 6.7.1	Quintilian School
01/11/2016	(APP) – DA16/278 – 35 Shann St, Floreat – Extension of Privacy Screen	Senior Statutory Planning Officer – Kate Bainbridge	City of Nedlands TPS2	Section 6.7.1	I C Mirmikidis
01/11/2016	3025295 3025426 - Parking Infringement Withdrawal – other compassionate grounds	Manager Health & Compliance – Andrew Melville	Local Government Act 1995	Section 9.20/6.12(1)	Leonard Kok
02/11/2016	(APP) – DA16/324 – 38 Browne Ave, Dalkeith – Additions and Extensions to Existing House	Coordinator Statutory Planning – Andrew Bratley	City of Nedlands TPS2	Section 6.7.1	Consortium Builders Pty Ltd
02/11/2016	Approval to write off minor rates debt October 2016 - \$12.34	Chief Executive Officer – Greg Trevaskis	Local Government Act	Section 6.12 (1) (c)	City of Nedlands
03/11/2016	(APP) – DA16/313 – 9 Beecham Rd, Mt Claremont – Additions (Deck) to Single House	Coordinator Statutory Planning – Andrew Bratley	City of Nedlands TPS2	Section 6.7.1	R H Moors

Record of Delegations of Authority and Authorisations

Date of use of delegation of authority	Title	Position exercising delegated authority	Act	Section of Act	Applicant / CoN / Property Owner / Other
03/11/2016	(APP) – DA16/258 – 6 Nidjalla Lp, Swanbourne – Two Storey Single House	Coordinator Statutory Planning – Andrew Bratley	City of Nedlands TPS2	Section 6.7.1	Mr M R Meadows
03/11/2016	(APP) – DA16/261 – 37 Portland St, Nedlands – Additions and Alterations to Existing House	Coordinator Statutory Planning – Andrew Bratley	City of Nedlands TPS2	Section 6.7.1	Whispering Smith Pty Ltd
03/11/2016	(CANCELLED) – DA16/242 – 11 Cygnet Cr, Dalkeith - Additions and Alterations to Existing House	Senior Statutory Planning Officer – Kate Bainbridge	City of Nedlands TPS2	Section 6.7.1	C F Urban & Rural Perspectives
04/11/2016	(APP) – DA16/325 – 115 Melvista Ave, Nedlands – Amendment to DA15/389	Coordinator Statutory Planning – Andrew Bratley	City of Nedlands TPS2	Section 6.7.1	Webb & Browne Neaves Pty Ltd
07/11/2016	(APP) – DA16/314 – 5/55 Hampden Rd, Nedlands – Change of Use	Manager Planning – Jennifer Heyes	City of Nedlands TPS2	Section 6.7.1	JMD Pty Ltd
07/11/2016	(APP) – DA16/268 – 28 Shann St, Floreat – Two Storey Single House	Senior Statutory Planning Officer – Kate Bainbridge	City of Nedlands TPS2	Section 6.7.1	Auscon Builders Pty Ltd
08/11/2016	(APP) – DA16/275 – 89 Melvista Ave, Nedlands – Carport, Street Boundary Fencing and Additions to Existing House	Manager Planning – Jennifer Heyes	City of Nedlands TPS2	Section 6.7.1	M Carbone Design

Record of Delegations of Authority and Authorisations

Date of use of delegation of authority	Title	Position exercising delegated authority	Act	Section of Act	Applicant / CoN / Property Owner / Other
08/11/2016	(APP) – DA16/336 – 19 Leura St, Nedlands – Street Boundary Fencing	Senior Statutory Planning Officer – Kate Bainbridge	City of Nedlands TPS2	Section 6.7.1	Landscapes WA
09/11/2016	(APP) – DA16/338 – 8 Alfred Rd, Claremont – Amendments to DA16/073	Coordinator Statutory Planning – Andrew Bratley	City of Nedlands TPS2	Section 6.7.1	T Cusack
10/11/2016	1003006 – Infringement Notice Withdrawal – Other Grounds	Manager Parks Services – Andrew Dickson	Local Government Act 1995	Section 9.20/6.12 (1)	Noel Ironside
11/11/2016	3022265 - Parking Infringement Withdrawal – other compassionate grounds	Manager Health & Compliance – Andrew Melville	Local Government Act 1995	Section 9.20/6.12(1)	Marie-Louise Loth
11/11/2016	(CANCELLED) – DA16/269 – 51 Kingsway, Nedlands – Patio and Retrospective Carport	Coordinator Statutory Planning – Andrew Bratley	City of Nedlands TPS2	Section 6.7.1	Mo Zhai Design
11/11/2016	(CANCELLED) – DA16/297 – 47 Stanley St, Nedlands – Patio	Coordinator Statutory Planning – Andrew Bratley	City of Nedlands TPS2	Section 6.7.1	Sunwise Outdoor Living
11/11/2016	(APP) – DA16/316 – 30 Genesta Cr, Dalkeith – Additions (Vergola) to Single House	Senior Statutory Planning Officer – Kate Bainbridge	City of Nedlands TPS2	Section 6.7.1	Iron Design Roofing
11/11/2016	(APP) – DA16/347 – 9 Arenga Ct, Mt Claremont –	Senior Statutory Planning Officer	City of Nedlands TPS2	Section 6.7.1	Outdoor World Wangara

Record of Delegations of Authority and Authorisations

Date of use of delegation of authority	Title	Position exercising delegated authority	Act	Section of Act	Applicant / CoN / Property Owner / Other
	Additions (Patio) to Existing House	– Kate Bainbridge			
11/11/2016	(APP) – DA16/301 – 11 Adderley St, Mt Claremont – Carport and Additions to Existing Dwelling	Senior Statutory Planning Officer – Kate Bainbridge	City of Nedlands TPS2	Section 6.7.1	Addstyle Constructions Pty Ltd
11/11/2016	(APP) – DA16/302 – 6 Joyce St, Dalkeith – Three Storey House	Coordinator Statutory Planning – Andrew Bratley	City of Nedlands TPS2	Section 6.7.1	Spadaccini Homes Pty Ltd
11/11/2016	3022945 - Parking Infringement Withdrawal – other compassionate grounds	Manager Health & Compliance – Andrew Melville	Local Government Act 1995	Section 9.20/6.12(1)	Steve Bailey
11/11/2016	3023179 - Parking Infringement Withdrawal – other compassionate grounds	Manager Health & Compliance – Andrew Melville	Local Government Act 1995	Section 9.20/6.12(1)	Jacky Knuckey
11/11/2016	3022385 - Parking Infringement Withdrawal – other compassionate grounds	Manager Health & Compliance – Andrew Melville	Local Government Act 1995	Section 9.20/6.12(1)	Hannah McClean
11/11/2016	3023143 - Parking Infringement Withdrawal – other compassionate grounds	Manager Health & Compliance – Andrew Melville	Local Government Act 1995	Section 9.20/6.12(1)	Andrew Rutherford
11/11/2016	3024045 - Parking Infringement Withdrawal – other compassionate grounds	Manager Health & Compliance – Andrew Melville	Local Government Act 1995	Section 9.20/6.12(1)	Shannon Marantelli
11/11/2016	3022397 – Parking Infringement Withdrawal – other compassionate grounds	Manager Health & Compliance – Andrew Melville	Local Government Act 1995	Section 9.20/6.12(1)	Mathew Young

Record of Delegations of Authority and Authorisations

Date of use of delegation of authority	Title	Position exercising delegated authority	Act	Section of Act	Applicant / CoN / Property Owner / Other
14/11/2016	(APP) – DA16/253 – 44 Kirwan ST, Floreat – Carport and Additions to Single Dwelling	Manager Planning – Jennifer Heyes	City of Nedlands TPS2	Section 6.7.1	T Sterpini
14/11/2016	(APP) – DA16/350 – 4 Kingston St, Nedlands – Addition (Conservatory) to Existing Single Dwelling	Senior Statutory Planning Officer – Kate Bainbridge	City of Nedlands TPS2	Section 6.7.1	Glasshouse conservatories Pty Ltd
14/11/2016	(APP) – DA16/304 – 19 Hooley St, Swanbourne – Amendments to DA16/180	Senior Statutory Planning Officer – Kate Bainbridge	City of Nedlands TPS2	Section 6.7.1	Distinctive Homes WA Pty Ltd
16/11/2016	(APP) – DA16/318 – 11 Allenby Rd, Dalkeith – Two Storey Single House	Coordinator Statutory Planning – Andrew Bratley	City of Nedlands TPS2	Section 6.7.1	J Smith
17/11/2016	(APP) – DA16/329 – 69 Thomas St, Nedlands – Two Storey Single House	Coordinator Statutory Planning – Andrew Bratley	City of Nedlands TPS2	Section 6.7.1	Oswald Homes (1972) Pty Ltd
17/11/2016	(APP) – DA16/320 – 175 Stirling Hwy, Nedlands – Addition (Patio) to Childcare Centre	Senior Statutory Planning Officer – Kate Bainbridge	City of Nedlands TPS2	Section 6.7.1	J Healey
17/11/2016	(APP) – DA16/193 – 103 Victoria Ave, Dalkeith – Additions and Alterations to Two Storey House	Coordinator Statutory Planning – Andrew Bratley	City of Nedlands TPS2	Section 6.7.1	Matthews and Scavalli Architects


Record of Delegations of Authority and Authorisations

Date of use of delegation of authority	Title	Position exercising delegated authority	Act	Section of Act	Applicant / CoN / Property Owner / Other
21/11/2016	(APP) – DA16/351 – 2 Wavell Rd, Dalkeith – Amendments to DA16/126	A/Manager Planning – Andrew Bratley	City of Nedlands TPS2	Section 6.7.1	NDP Design
22/11/2016	(APP) – DA16/310 – 61 Kirwan St, Floreat – Two Storey Single House	Senior Statutory Planning Officer – Kate Bainbridge	City of Nedlands TPS2	Section 6.7.1	New Home Building Brokers
23/11/2016	(APP) – DA16/359 – 91 Mountjoy Rd, Nedlands – Street Setback Area Fencing and Gate	Senior Statutory Planning Officer – Kate Bainbridge	City of Nedlands TPS2	Section 6.7.1	Nigel Denny Architect
23/11/2016	3021449 – Parking Infringement Withdrawal – other compassionate grounds	Manager Health & Compliance – Andrew Melville	Local Government Act 1995	Section 9.20/6.12(1)	Eva Dimovich
23/11/2016	3023431 - Parking Infringement Withdrawal – other compassionate grounds	Manager Health & Compliance – Andrew Melville	Local Government Act 1995	Section 9.20/6.12(1)	Jan Williams
23/11/2016	Seal Certification – Seal No. 776 – Notification Section 70A – Satisfy Conditions 2 & 3 of the development approval dated 21 June 2016 for retrospective alterations to the dwelling at Lot 112 (8) Riverview Court, Dalkeith.(2 copies)	Chief Executive Officer – Greg Trevaskis	Local Government Act		City of Nedlands

Record of Delegations of Authority and Authorisations

Date of use of delegation of authority	Title	Position exercising delegated authority	Act	Section of Act	Applicant / CoN / Property Owner / Other
25/11/2016	Seal Certification – Seal No. 777 – Deed of Lease – Courtyard Studio Tresillian Arts Centre (2 copies) – Between City of Nedlands & Suzanne Arnautovic	Chief Executive Officer – Greg Trevaskis	Local Government Act		City of Nedlands
25/11/2016	(APP) – DA16/346 – 5 Ord St, Nedlands – Additions to Existing House	Senior Statutory Planning Officer – Kate Bainbridge	City of Nedlands TPS2	Section 6.7.1	N Munoz
28/11/2016	(APP) – DA16/362 – 136 Dalkeith Rd, Nedlands – Additions to Single Dwelling (Amendments to DA15/434)	Senior Statutory Planning Officer – Kate Bainbridge	City of Nedlands TPS2	Section 6.7.1	B M Meyer
30/11/2016	3022395 - Parking Infringement Withdrawal – other compassionate grounds	Manager Health & Compliance – Andrew Melville	Local Government Act 1995	Section 9.20/6.12(1)	Will Henwood

13.3 Monthly Financial Report – November 2016

Council	20 December 2016
Applicant	City of Nedlands
Officer	Kim Chua – Manager Finance
Director	Lorraine Driscoll – Director Corporate and Strategy
CEO	Greg Trevaskis – Chief Executive Officer
CEO Signature	
File Reference	FIN-FS-00005
Previous Item	Nil.

Executive Summary

Administration is required to provide Council with a monthly financial report in accordance with *Regulation 34(1) of the Local Government (Financial Management) Regulations 1996*. The monthly financial variance from the budget of each business unit is reviewed with the respective manager and the Executive to identify the need for any remedial action. Significant variances are highlighted to Council in the attached Monthly Financial Report.

Recommendation to Council

Council receives the Monthly Financial Report for November 2016.

Strategic Plan

KFA: Governance and Civic Leadership

This report will ensure the City meets its statutory requirements.

Background

Regulation 34(1) of the Local Government (Financial Management) Regulations 1996 requires a local government to prepare a monthly statement of financial activity reporting on the revenue and expenditure, as set out in the annual budget.

A statement of financial activity and any accompanying documents are to be presented to the Council at the next ordinary meeting of the Council following the end of the month to which the statement relates, or to the next ordinary meeting of the council after that meeting.

In addition to the above and in accordance with *Regulation 34(5) of the Local Government (Financial Management) Regulations 1996*, each year Council is required to adopt a percentage or value to be used in the reporting of material variances. For this financial year the amount is \$10,000 or 10% whichever is the greater.

Consultation

Required by legislation: Yes No
Required by City of Redlands policy: Yes No

Legislation / Policy

The monthly financial management report meets the requirements of *Regulation 34(1) and 34(5) of the Local Government (Financial Management) Regulations 1996*.

Budget/Financial Implications

As outlined in the Monthly Financial Report.

Risk Management

The monthly financial variance from the budget of each business unit is reviewed with the respective Manager and the Executive to identify the need for any remedial action. Significant variances are highlighted to Council in the Monthly Financial Report.

Discussion

This report gives an overview of the revenue and expenses of the City for the month of November 2016 together with a Net Assets Statement as at 30 November 2016.

The operating revenue at the end of November 2016 was \$27.995 M which represents a \$0.524M favourable variance compared to the year-to-date budget.

The total operating expense at the end of November 2016 was \$10.521M, showing a favourable budget variance of \$1.481M.

The attached Operating Statement compares “Actual” with “Budget” by Business Units. Variations from the budget of revenue and expenses by Directorates are highlighted in the following paragraphs.

Governance

Expenditure:	Favourable variance of	\$ 237,150
Revenue:	Unfavourable variance of	\$ 5,799

The favourable expenditure variance is mainly due to some savings in salaries, communications, computer operations, special projects and professional fees which have yet to be allocated or expended.

Non-materialistic value of unfavourable revenue performance is due to the timing/profile of workers compensation contributions/reimbursements, which less than budgeted claims have been made so far, thus less revenue received.

Corporate and Strategy

Expenditure:	Favourable variance of	\$77,950
Revenue:	Favourable variance of	\$ 273,550

The favourable expenditure variance is mainly due to timing differences in the software licence, special projects and support payments and salaries.

The favourable revenue variance is due to better performance on interim rates \$77k and WALGGC grants \$179k. WALGGC grants information was received post budget adoption. Any variance on this revenue will be amended at the mid-year budget review.

Community Development

Expenditure:	Favourable variance of	\$ 118,858
Revenue:	Favourable variance of	\$ 94,679

The favourable expenditure variance is mainly due to a lower community development donation payment this period of \$23k, Library salaries \$47k and yet to be organised community events \$37k.

The favourable revenue variance is due to an increased receipt of Tresillian Art Centre course fees \$27k, PRCC \$39k and NCC grants received \$53k. Library income on the other hand has decreased by \$77k.

Planning and Development

Expenditure:	Favourable variance of	\$ 64,955
Revenue:	Favourable variance of	\$ 305,931

The favourable expenditure variance is due to savings in salaries, legal fees in environmental health and environmental conservation.

Technical Services

Expenditure:	Favourable variance of	\$205,487
Revenue:	Favourable variance of	\$126,582

The favourable expenditure variance is largely due to a lesser plant operating charge street lighting, infrastructure and asset maintenance and construction.

The favourable revenue variance is due to more than expected privative works and subsequent contributions received, extra interim revenue on waste services, and better trade-in performance at the exchange of budgeted fleets.

Capital Works Programme

At the end of November the expenditure on capital works were \$4.18M with further commitments of \$1.83M which is 38.1% of a total budget of \$15.78M which included \$1.4M carry over.

Net Current Assets Statement

At 30 November 2016, net assets has a balance of \$23.51M compared to \$25.55M in prior period. This is mainly due to a higher creditor payment of \$1.94M in November. Rate debtors is at similar level in the same period as prior year with sundry debtors about \$122k lower.

Conclusion

The statement of financial activity to the end of November 2016 indicates that operating expenses are under the year-to-date budget by 4.8% or \$0.7M, while revenue is above the Budget by 2.85% or \$0.795M.

Attachments

1. Financial Summary (Operating) by Business Units – 30 November 2016
2. Capital Works & Acquisitions – 30 November 2016
3. Net Current Assets – 30 November 2016
4. Statement by Activity – 30 November 2016

CITY OF NEDLANDS
FINANCIAL SUMMARY - OPERATING - BY BUSINESS UNIT
AS AT 30 November 2016

Master Account		November Actual YTD	November Budget YTD	Variance	Committed Balance	Annual Budget	Budget Available
Governance							
CEO's Office							
Governance							
Expense							
20420	Salaries - Governance	340,788	336,126	(4,662)	0	806,700	563,934
20421	Other Employee Costs - Governance	21,484	26,115	4,631	0	46,200	26,235
20423	Office - Governance	13,080	11,665	(1,415)	1,295	27,000	15,292
20424	Motor Vehicles - Governance	6,159	4,585	(1,574)	0	11,000	5,872
20425	Depreciation - Governance	79,088	94,375	15,287	0	226,500	151,000
20427	Finance - Governance	99,100	99,085	(15)	0	237,800	158,520
20428	Insurance - Governance	207,695	214,000	6,305	0	214,000	28,805
20430	Other - Governance	0	7,500	7,500	0	15,000	15,000
20434	Professional Fees - Governance	6,777	25,000	18,223	0	50,000	45,000
20450	Special Projects - Governance / PC93	156,218	176,595	20,377	1,761	424,000	324,759
Expense Total		930,389	995,046	64,657	3,056	2,058,200	1,334,416
Income							
50410	Sundry Income - Governance	(78,736)	(70,220)	8,516	0	(390,300)	(311,564)
Income Total		(78,736)	(180,220)	(101,484)	0	(390,300)	(311,564)
Governance Total		851,653	814,826	(36,827)	3,056	1,667,900	1,645,980
Communications							
Expense							
28320	Salaries - Communications	114,817	113,250	(1,567)	29,884	271,800	161,074
28321	Other Employee Costs - Communications	7,254	13,700	6,446	0	15,700	10,000
28323	Office - Communications	15,786	41,875	26,089	25,524	80,100	47,882
28327	Finance - Communications	30,600	30,585	(15)	0	73,400	48,920
28330	Other - Communications	3,643	16,700	13,057	683	16,900	12,695
28334	Professional Fees - Communications	600	210	(390)	0	500	(100)
28335	ICT Expenses - Communications	22,265	31,600	9,335	0	48,200	26,010
28350	Special Projects - Communications / PC 90	15,707	23,000	7,293	0	23,000	19,293
Expense Total		210,672	270,920	60,248	56,090	529,600	325,773
Communications Total		210,672	270,920	60,248	56,090	529,600	325,773
Human Resources							
Expense							
20520	Salaries - HR	127,391	125,960	(1,431)	0	302,300	211,565
20521	Other Employee Costs - HR	57,488	124,978	67,490	640	200,800	142,841
20522	Staff Recruitment - HR	2,414	13,750	11,336	0	33,000	31,154
20523	Office - HR	1,573	9,330	7,757	0	19,000	17,427
20524	Motor Vehicles - HR	4,787	3,950	(837)	0	7,900	4,068
20525	Depreciation - HR	363	210	(153)	0	500	332
20527	Finance - HR	(266,700)	(266,706)	(6)	0	(640,100)	(426,740)
20530	Other - HR	800	1,250	450	0	2,600	1,800
20534	Professional Fees - HR	28,325	29,085	760	27,640	69,000	15,255
20535	ICT Expenses - HR	0	17,500	17,500	0	35,000	35,000
Expense Total		(43,559)	59,307	102,866	28,280	30,000	32,701
Income							
50510	Contributions & Reimbursements - HR	(685)	(15,000)	(14,315)	0	(30,000)	(29,315)
Income Total		(685)	(15,000)	(14,315)	0	(30,000)	(29,315)
Human Resources Total		(44,244)	44,307	88,551	28,280	0	3,386
Members Of Council							
Expense							
20323	Office - MOC	12,147	16,670	4,523	4,188	40,000	26,396
20325	Depreciation - MOC	662	375	(287)	0	900	600
20329	Members of Council - MOC	186,562	189,215	2,653	0	454,100	305,361
20330	Other - MOC	425	2,915	2,490	0	7,000	6,575
Expense Total		199,796	209,175	9,379	4,188	502,000	338,933
Members Of Council Total		199,796	209,175	9,379	4,188	502,000	338,933
CEO's Office Total		1,217,877	1,449,228	121,352	91,614	2,699,500	1,676,161
Governance Total		1,217,877	1,449,228	231,352	91,614	2,699,500	1,390,009

Corporate & Strategy

Master Account		November Actual YTD	November Budget YTD	Variance	Committed Balance	Annual Budget	Budget Available
Corporate Strategy & Systems							
Customer Services							
Expense							
21320	Salaries - Customer Service	127,482	117,045	(10,437)	0	280,900	188,831
21321	Other Employee Costs - Customer Service	2,995	6,200	3,205	0	8,900	5,905
21323	Office - Customer Service	2,050	2,150	100	5,144	5,100	(1,783)
21327	Finance - Customer Service	(123,300)	(123,291)	9	0	(295,900)	(197,260)
21330	Other - Customer Service	0	500	500	0	1,000	1,000
Expense Total		9,228	2,604	(6,624)	5,144	0	(3,308)
Customer Services Total		9,228	2,604	(6,624)	5,144	0	(3,308)
ICT							
Expense							
21720	Salaries - ICT	175,340	170,501	(4,839)	0	409,200	281,025
21721	Other Employee Costs - ICT	17,766	15,700	(2,066)	482	36,900	18,746
21723	Office - ICT	21,717	20,835	(882)	686	50,000	31,997
21724	Motor Vehicles - ICT	8,925	8,750	(175)	0	21,000	13,488
21725	Depreciation - ICT	186,896	116,085	(70,811)	0	278,600	185,732
21727	Finance - ICT	(741,000)	(740,997)	3	0	(1,778,400)	(1,185,600)
21728	Insurance - ICT	0	3,800	3,800	0	3,800	3,800
21730	Other - ICT	7	500	493	0	1,000	993
21734	Professional Fees - ICT	3,120	22,915	19,795	30,870	55,000	21,010
21735	ICT Expenses - ICT	244,608	338,706	94,098	31,844	812,900	564,152
21750	Special Projects - ICT	15,379	45,835	30,456	0	110,000	94,621
Expense Total		(67,242)	2,630	69,872	63,882	0	29,965
Income							
51706	Contributions & Reimbursements - ICT	(3,960)	0	3,960	0	0	3,960
Income Total		(3,960)	0	3,960	0	0	3,960
ICT Total		(71,202)	2,630	73,832	63,882	0	33,925
Records							
Expense							
22020	Salaries - Records	145,116	162,501	17,385	0	390,000	282,306
22021	Other Employee Costs - Records	3,851	7,801	3,950	964	9,800	5,092
22023	Office - Records	456	535	79	0	1,200	1,136
22027	Finance - Records	(201,050)	(201,041)	9	0	(482,500)	(321,660)
22030	Other - Records	5,723	7,836	2,113	2,073	18,300	12,664
22034	Professional Fees - Records	65,008	26,665	(38,343)	0	64,000	30,175
Expense Total		19,104	4,297	(14,807)	3,037	800	9,713
Income							
52001	Fees & Charges - Records	(508)	(399)	109	0	(800)	(352)
Income Total		(508)	(399)	109	0	(800)	(352)
Records Total		18,596	3,898	(14,698)	3,037	0	9,361
Corporate Strategy & Systems Total		(43,379)	9,132	52,511	72,062	0	39,978
Finance							
Rates							
Expense							
21920	Salaries - Rates	35,810	32,125	(3,685)	0	77,100	50,945
21921	Other Employee Costs - Rates	1,475	1,800	325	0	1,800	325
21923	Office - Rates	8,735	0	(8,735)	164	0	(8,899)
21927	Finance - Rates	65,693	54,830	(10,863)	0	131,600	76,675
21930	Other - Rates	11,197	13,750	2,553	0	33,000	21,803
21934	Professional Fees - Rates	45,214	52,500	7,286	3,000	67,000	20,146
Expense Total		168,124	155,005	(13,119)	3,164	310,500	160,995
Income							
51908	Rates - Rates	(22,077,498)	(21,999,770)	77,728	0	(22,073,730)	(6,832)
Income Total		(22,077,498)	(21,999,770)	77,728	0	(22,073,730)	(6,832)
Rates Total		(21,909,374)	(21,844,765)	64,609	3,164	(21,763,230)	154,163
General Finance							
Expense							
21420	Salaries - Finance	348,437	322,996	(25,441)	0	775,200	521,812
21421	Other Employee Costs - Finance	18,040	33,098	15,058	0	50,600	34,446
21423	Office - Finance	57,289	43,795	(13,494)	9,805	104,700	49,054
21424	Motor Vehicles - Finance	4,510	9,625	5,115	0	23,100	19,475
21425	Depreciation - Finance	1,483	1,165	(318)	0	2,800	1,868
21427	Finance - Finance	(201,862)	(200,330)	1,532	10,850	(480,000)	(328,862)

Master Account		November Actual YTD	November Budget YTD	Variance	Committed Balance	Annual Budget	Budget Available
21428	Insurance - Finance	957	0	(957)	0	0	(957)
21430	Other - Finance	2,157	1,000	(1,157)	0	2,000	(157)
21434	Professional Fees - Finance	31,201	23,750	(7,451)	867	47,500	22,930
21450	Special Projects - Finance	821	20,000	19,179	188	40,000	38,992
Expense Total		263,033	255,099	(7,934)	21,710	565,900	358,601
Income							
51401	Fees & Charges - Finance	(40,240)	(25,040)	15,200	0	(60,100)	(22,755)
51410	Sundry Income - Finance	(20,540)	(23,499)	(2,959)	0	(26,000)	(26,000)
Income Total		(60,780)	(48,539)	12,241	0	(86,100)	(48,755)
General Finance Total		202,253	206,560	4,307	21,710	479,800	309,845
General Purpose							
Expense							
21627	Finance - General Purpose	0	0	0	0	46,800	46,800
21631	Interest - General Purpose	94,179	145,260	51,081	0	290,520	236,803
Expense Total		94,179	145,260	51,081	0	337,320	283,603
Income							
51602	Service Charges - General Purpose	(10)	0	10	0	0	8
51604	Grants Operating - General Purpose	(371,085)	(184,050)	187,035	0	(368,100)	(182,558)
51607	Interest - General Purpose	(196,441)	(204,395)	(7,954)	0	(490,550)	(337,475)
51610	Sundry Income - General Purpose	(421)	0	421	0	0	421
Income Total		(567,957)	(388,445)	179,512	0	(858,650)	(519,604)
General Purpose Total		(473,778)	(243,185)	230,593	0	(521,330)	(236,000)
Shared Services							
Expense							
21523	Office - Shared Services	10,872	9,165	(1,707)	1,873	22,000	13,713
21534	Professional Fees - Shared Services	8,313	9,500	1,187	0	19,000	10,687
Expense Total		19,185	18,665	(520)	1,873	41,000	24,400
Shared Services Total		19,185	18,665	(520)	1,873	41,000	24,400
Finance Total		(22,161,715)	(21,862,725)	298,990	26,747	(21,763,760)	252,408
Corporate & Strategy Total		(22,205,093)	(21,853,593)	351,500	98,809	(21,763,760)	292,386
Community Development							
Community Development							
Community Development							
Expense							
28120	Salaries - Community Development	184,923	175,706	(9,217)	0	421,700	276,507
28121	Other Employee Costs - Community Development	6,189	14,625	8,436	241	22,500	16,644
28123	Office - Community Development	228	2,170	1,942	0	5,200	5,016
28124	Motor Vehicles - Community Development	5,703	3,290	(2,413)	0	7,900	3,315
28125	Depreciation - Community Development	2,538	1,460	(1,078)	0	3,500	2,332
28127	Finance - Community Development	81,600	81,585	(15)	0	195,800	130,520
28130	Other - Community Development	299	1,460	1,161	0	3,500	3,201
28134	Professional Fees - Community Development	0	835	835	0	2,000	2,000
28137	Donations - Community Development	88,445	111,865	23,420	0	272,300	227,657
28150	Special Projects - Community Development	0	3,500	3,500	0	7,000	7,000
28151	OPRL Activities - Community Development / PC82-87	26,179	63,090	36,911	45,792	149,700	82,086
Expense Total		396,104	459,586	63,482	46,033	1,091,100	756,278
Income							
58101	Fees & Charges - Community Development	(8,381)	(8,740)	(359)	0	(19,500)	(12,532)
58104	Grants Operating - Community Development	(664)	(11,125)	(10,461)	0	(33,000)	(32,336)
58106	Contributions & Reimbursements - Community Development	(3,091)	(250)	2,841	0	(1,000)	(1,000)
58110	Sundry Income - Community Development	0	0	0	0	0	0
Income Total		(12,136)	(20,115)	(7,979)	0	(53,500)	(45,869)
Community Development Total		383,968	439,471	55,503	46,033	1,037,600	710,409
Community Facilities							
Income							
58201	Fees & Charges - Community Facilities	(5,804)	(4,165)	1,639	0	(10,000)	(5,755)
58206	Contributions & Reimbursements - Community Facilities	(995)	(2,085)	(1,090)	0	(5,000)	(4,005)
58209	Council Property - Community Facilities	(95,359)	(65,090)	30,269	0	(156,200)	(88,074)
Income Total		(102,158)	(71,340)	30,818	0	(171,200)	(97,834)
Community Facilities Total		(102,158)	(71,340)	30,818	0	(171,200)	(97,834)
Volunteer Services VRC							
Expense							
29320	Salaries - Volunteer Services VRC	33,626	34,295	669	0	82,300	58,454

Master Account		November Actual YTD	November Budget YTD	Variance	Committed Balance	Annual Budget	Budget Available
29321	Other Employee Cost - Volunteer Services VRC	1,048	2,425	1,377	241	3,300	2,011
29323	Office - Volunteer Services VRC	1,099	2,050	951	(4)	6,800	6,062
29327	Finance - Volunteer Services VRC	18,750	18,750	0	0	45,000	30,000
29330	Other - Volunteer Services VRC	1,190	1,750	560	453	7,300	6,005
Expense Total		55,713	59,270	3,557	690	144,700	102,532
Income							
59304	Grants Operating - Volunteer Services VRC	(14,907)	(14,300)	607	0	(28,600)	(13,693)
Income Total		(14,907)	(14,300)	607	0	(28,600)	(13,693)
Volunteer Services VRC Total		40,806	44,970	4,164	690	116,100	88,839
Volunteer Services NVS							
Expense							
29220	Salaries - Volunteer Services NVS	13,598	11,705	(1,893)	0	28,100	17,921
29221	Other Employee Costs - Volunteer Services NVS	374	700	326	0	700	326
29223	Office - Volunteer Services NVS	33	1,616	1,583	0	3,400	3,367
29227	Finance - Volunteer Services NVS	17,000	17,000	0	0	40,800	27,200
29230	Other - Volunteer Services NVS	537	1,710	1,173	366	4,000	3,531
29250	Special Projects - Volunteer Services NVS	2,509	3,900	1,391	0	3,900	3,743
Expense Total		34,052	36,631	2,579	366	80,900	56,089
Volunteer Services NVS Total		34,052	36,631	2,579	366	80,900	56,089
Tresillian Community Centre							
Expense							
29120	Salaries - Tresillian CC	120,772	89,000	(31,772)	0	213,600	122,205
29121	Other Employee Costs - Tresillian CC	3,357	5,810	2,453	750	7,500	3,707
29123	Office - Tresillian CC	8,559	11,665	3,106	3,540	24,000	14,142
29125	Depreciation - Tresillian CC	3,962	1,085	(2,877)	0	2,600	1,732
29127	Finance - Tresillian CC	40,643	44,330	3,687	0	106,400	73,787
29130	Other - Tresillian CC	5,476	5,420	(56)	1,764	13,000	5,963
29135	ICT Expenses - Tresillian CC	0	2,335	2,335	0	5,600	5,600
29136	Courses - Tresillian CC	73,649	65,010	(8,639)	33,002	173,300	82,096
29137	Donations - Tresillian CC	500	0	(500)	0	0	(500)
29150	Exhibition	2,761	3,500	739	2,152	7,000	3,093
Expense Total		259,679	228,155	(31,524)	41,208	553,000	311,825
Income							
59101	Fees & Charges - Tresillian CC	(115,800)	(143,430)	(27,630)	0	(285,600)	(172,622)
59109	Council Property - Tresillian CC	(15,003)	(11,875)	3,128	0	(28,500)	(15,903)
51906	Contributions & Reimbursement - Tresillian CC	(500)	0	500	0	0	500
Income Total		(131,303)	(155,305)	(24,002)	0	(314,100)	(188,025)
Tresillian Community Centre Total		128,376	72,850	(55,526)	41,208	238,900	123,800
Community Development Total		485,044	522,582	37,538	88,296	1,302,300	881,302
Community Services Centres							
Nedlands Community Care							
Expense							
28620	Salaries - NCC	19,392	0	(19,392)	0	0	(6,234)
28625	Depreciation - NCC	433	0	(433)	0	0	0
28626	Utility - NCC	1,370	0	(1,370)	0	0	(1,370)
28664	Hacc Unit Cost - NCC / PC66	533,965	544,495	10,530	21,778	1,306,500	885,034
Expense Total		555,161	544,495	(10,666)	21,778	1,306,500	877,430
Income							
58601	Fees & Charges - NCC	(34,975)	(39,590)	(4,615)	0	(95,000)	(68,194)
58604	Grants Operating - NCC	(560,601)	(507,850)	52,751	0	(1,015,700)	(455,099)
Income Total		(595,576)	(547,440)	48,136	0	(1,110,700)	(523,293)
Nedlands Community Care Total		(40,416)	(2,945)	37,471	21,778	195,800	354,137
Positive Ageing							
Expense							
27420	Salaries - Positive Ageing	15,313	19,960	4,647	0	47,900	35,044
27421	Other Employee Costs - Positive Ageing	599	1,390	791	0	3,200	2,601
27427	Finance - Positive Ageing	4,150	4,125	(25)	0	9,900	6,580
28437	Donations - Positive Ageing	1,138	3,335	2,197	2,828	8,000	4,504
28450	Other - Positive Ageing	4,363	6,750	2,387	1,445	16,200	11,731
Expense Total		25,563	35,560	9,997	4,273	85,200	60,461
Income							
58420	Fees & Charges - Positive Ageing	(8,609)	(3,335)	5,274	0	(8,000)	(928)
58423	Grants Operating - Positive Ageing	0	(210)	(210)	0	(500)	(500)
Income Total		(8,609)	(3,545)	5,064	0	(8,500)	(1,428)

Master Account		November Actual YTD	November Budget YTD	Variance	Committed Balance	Annual Budget	Budget Available
Positive Ageing Total		16,954	32,015	15,061	4,273	76,700	59,033
Point Resolution Child Care							
Expense							
28820	Salaries - PRCC	204,207	191,790	(12,417)	0	460,300	311,314
28821	Other Employee Costs - PRCC	6,500	11,675	5,176	141	17,200	10,560
28823	Office - PRCC	3,827	3,336	(491)	0	8,000	6,352
28824	Motor Vehicles - PRCC	3,443	2,960	(483)	0	7,100	4,333
28825	Depreciation - PRCC	185	125	(60)	0	300	200
28826	Utility - PRCC	2,900	3,748	848	0	6,500	3,686
28827	Finance - PRCC	24,955	24,585	(370)	0	59,000	39,044
28830	Other - PRCC	9,601	11,295	1,694	179	26,100	17,430
28835	ICT Expenses - PRCC	1,175	2,600	1,425	0	4,700	3,760
28850	Special Projects - PRCC	0	2,500	2,500	0	5,000	5,000
Expense Total		256,792	254,614	(2,178)	320	594,200	401,677
Income							
58801	Fees & Charges - PRCC	(288,734)	(250,000)	38,734	0	(600,000)	(376,866)
Income Total		(288,734)	(250,000)	38,734	0	(600,000)	(376,866)
Point Resolution Child Care Total		(31,943)	4,614	36,557	320	(5,800)	24,811
Mt Claremont Library							
Expense							
28523	Office - Mt Claremont Library	4,593	5,635	1,042	332	11,000	7,554
28525	Depreciation - Mt Claremont Library	565	500	(65)	0	1,200	800
28530	Other - Mt Claremont Library	8,461	14,830	6,369	5,075	35,600	23,625
28535	ICT Expenses - Mt Claremont Library	4,367	6,670	2,303	0	16,000	12,507
Expense Total		17,985	27,635	9,650	5,407	63,800	44,486
Income							
58501	Fees & Charges - Mt Claremont Library	(347)	(210)	137	0	(500)	(239)
58510	Sundry Income - Mt Claremont Library	(110)	(85)	25	0	(200)	(90)
58511	Fines & Penalties - Mt Claremont Library	(295)	(250)	45	0	(600)	(415)
Income Total		(752)	(545)	207	0	(1,300)	(744)
Mt Claremont Library Total		17,233	27,090	9,857	5,407	62,500	43,742
Nedlands Library							
Expense							
28720	Salaries - Library Services	405,085	441,961	36,876	0	1,060,700	762,497
28721	Other Employee Costs - Library Services	18,949	29,300	10,351	286	44,900	25,810
28723	Office - Nedlands Library	17,329	18,125	796	2,069	43,500	28,260
28724	Motor Vehicles - Nedlands Library	7,574	9,290	1,717	0	22,300	16,212
28725	Depreciation - Nedlands Library	4,793	2,790	(2,003)	0	6,700	4,468
28727	Finance - Nedlands Library	155,600	155,585	(15)	0	373,400	248,920
28730	Other - Nedlands Library	27,477	42,745	15,268	12,796	102,600	68,229
28731	Grants Expenditure - Nedlands Library	900	835	(65)	0	2,000	1,100
28734	Professional Fees - Nedlands Library	0	500	500	0	1,200	1,200
28735	ICT Expenses - Nedlands Library	4,590	13,835	9,245	240	33,200	29,480
28750	Special Projects - Nedlands Library	0	1,290	1,290	0	3,100	3,100
Expense Total		642,297	716,256	73,959	15,391	1,693,600	1,189,275
Income							
58701	Fees & Charges - Nedland Library	(3,013)	(2,040)	973	0	(4,900)	(2,531)
58704	Grants Operating - Nedlands Library	(900)	(830)	70	0	(2,000)	(1,100)
58710	Sundry Income - Nedlands Library	(4,090)	(2,290)	1,800	0	(5,500)	(2,003)
58711	Fines & Penalties - Nedlands Library	(1,920)	(1,670)	250	0	(4,000)	(2,631)
Income Total		(9,924)	(6,830)	3,094	0	(16,400)	(8,265)
Nedlands Library Total		632,373	709,426	77,053	15,391	1,677,200	1,181,010
Community Services Centres Total		594,201	770,200	175,999	47,169	2,006,400	1,662,732
Community Development Total		1,079,245	1,292,782	213,537	135,465	3,308,700	2,544,034
Planning & Development Services							
Planning Services							
Town Planning - Administration							
Expense							
24820	Salaries - Town Planning Admin	42,212	39,750	(2,462)	0	95,400	63,984
24821	Other Employee Costs-Town Planning Admin	24,044	37,201	13,157	141	55,900	31,779
24823	Office - Town Planning Admin	6,236	4,795	(1,441)	1,461	11,000	6,949
24824	Motor Vehicles - Town Planning Admin	20,134	18,335	(1,799)	0	44,000	27,435
24825	Depreciation - Town Planning Admin	417	250	(167)	0	600	400

Master Account		November Actual YTD	November Budget YTD	Variance	Committed Balance	Annual Budget	Budget Available
24827	Finance - Town Planning Admin	156,250	156,250	0	0	375,000	250,000
24830	Other - Town Planning Admin	1,454	3,999	2,545	686	12,100	9,960
Expense Total		250,746	260,580	9,834	2,288	594,000	390,506
Income							
54801	Fees & Charges - Town Planning Admin	(181,852)	(188,000)	(6,148)	0	(451,000)	(297,815)
54811	Fines & Penalties - Town Planning	(500)	0	500	0	0	0
Income Total		(182,352)	(188,000)	(5,648)	0	(451,000)	(297,815)
Town Planning - Administration Total		68,395	72,580	4,185	2,288	143,000	92,691
Statutory Planning							
Expense							
24320	Salaries - Statutory Planning	167,062	191,166	24,104	0	458,800	334,913
24321	Other Employee Costs - Statutory Planning	1,058	4,200	3,143	1,436	8,400	5,906
24334	Professional Fees - Statutory Planning	7,902	0	(7,902)	305	0	(7,094)
Expense Total		176,022	195,366	19,344	1,742	467,200	333,725
Statutory Planning Total		176,022	195,366	19,344	1,742	467,200	333,725
Strategic Planning							
Expense							
24857	Strategic Projects - Strategic Planning	135,565	68,750	(66,815)	39,058	168,000	40,992
24920	Salaries - Strategic Planning	194,233	184,965	(9,268)	0	443,900	304,355
24921	Other Employee Costs - Strategic Planning	2,790	3,801	1,011	141	7,600	5,119
24934	Professional Fees - Strategic Planning	5,495	4,165	(1,330)	1,480	10,000	3,701
Expense Total		338,083	261,681	(76,402)	40,679	629,500	354,167
Strategic Planning Total		338,083	261,681	(76,402)	40,679	629,500	354,167
Planning Services Total		582,500	529,627	(52,873)	44,709	1,239,700	780,583
Health & Compliance							
Sustainability							
Expense							
24620	Salaries - Sustainability	41,442	37,545	(3,897)	0	90,100	59,212
24621	Other Employee Costs - Sustainability	974	3,400	2,427	141	5,400	4,286
24623	Office - Sustainability	260	10,626	10,366	0	11,500	11,500
24624	Motor Vehicles - Sustainability	9,309	0	(9,309)	0	0	(7,867)
24625	Depreciation - Sustainability	1,194	710	(484)	0	1,700	1,132
24627	Finance - Sustainability	4,550	4,540	(10)	0	10,900	7,260
24630	Other - Sustainability	0	500	500	0	1,000	1,000
24634	Professional Fees - Sustainability	0	0	0	0	3,000	3,000
24638	Operational Activities - Sustainability / PC79	10,157	18,750	8,593	109	27,500	17,234
Expense Total		67,886	76,071	8,185	249	151,100	96,757
Income							
54610	Sundry Income - Sustainability	0	0	0	0	(2,500)	(2,500)
Income Total		0	0	0	0	(2,500)	(2,500)
Sustainability Total		67,886	76,071	8,185	249	148,600	94,257
Environmental Health							
Expense							
24720	Salaries - Environmental Health	177,377	192,331	14,954	0	461,600	328,742
24721	Other Employee Costs - Environmental Health	14,574	17,450	2,876	178	31,900	17,200
24723	Office - Environmental Health	350	0	(350)	351	3,600	3,241
24724	Motor Vehicles - Environmental Health	0	8,665	8,665	0	20,800	20,800
24725	Depreciation - Environmental Health	2,974	1,665	(1,309)	0	4,000	2,668
24727	Finance - Environmental Health	43,000	43,000	0	0	103,200	68,800
24730	Other - Environmental Health	3,597	0	(3,597)	2,685	28,400	22,451
24734	Professional Fees - Environmental Health	3,563	7,500	3,937	8,264	15,000	3,174
24751	OPRL Activities - Environmental Health PC76,77,78	25,215	34,450	9,235	31,522	77,300	38,306
Expense Total		270,651	305,061	34,410	43,000	745,800	505,382
Income							
54701	Fees & Charges - Environmental Health	(25,047)	0	25,047	0	(51,000)	(27,313)
54710	Sundry Income - Environmental Health	(345)	0	345	0	(5,100)	(4,755)
54711	Fines & Penalties - Environmental Health	(3,500)	0	3,500	0	(35,000)	(31,500)
Income Total		(28,893)	0	28,893	0	(91,100)	(63,567)
Environmental Health Total		241,758	305,061	63,303	43,000	654,700	441,814
Environmental Conservation							
Expense							
24221	Other Employee Costs - Environmental Conservation	2,293	1,500	(793)	27	4,000	2,542
24223	Office - Environmental Conservation	588	0	(588)	0	1,000	412
24227	Finance - Environmental Conservation	26,550	26,540	(10)	0	63,700	42,460

Master Account		November Actual YTD	November Budget YTD	Variance	Committed Balance	Annual Budget	Budget Available
24230	Other - Environmental Conservation	0	850	850	0	1,700	1,700
24237	Donations - Environmental Conservation	0	0	0	0	1,500	1,500
24251	Operational Activities-Environ Conservation / PC80	260,252	292,250	31,998	106,628	611,500	314,317
Expense Total		289,683	321,140	31,457	106,655	683,400	362,932
Income							
54204	Grants Operating - Environmental Conservation	(31,434)	(7,500)	23,934	0	(30,000)	(24,126)
54210	Sundry Income - Environmental Conservation	(8,192)	(6,100)	2,092	0	(6,100)	2,092
Income Total		(39,626)	(13,600)	26,026	0	(36,100)	(22,034)
Environmental Conservation Total		250,057	307,540	57,483	106,655	647,300	340,897
Ranger Services							
Expense							
21120	Salaries - Ranger Services	272,482	262,866	(9,616)	0	630,900	438,042
21121	Other Employee Costs - Ranger Services	12,343	20,700	8,357	1,031	29,300	16,246
21123	Office - Ranger Services	6,195	6,986	791	1,015	14,300	8,495
21124	Motor Vehicles - Ranger Services	30,009	34,350	4,341	0	68,700	43,457
21125	Depreciation - Ranger Services	16,506	18,460	1,954	0	44,300	29,532
21127	Finance - Ranger Services	76,311	61,959	(14,352)	0	148,600	89,219
21130	Other - Ranger Services	54,030	59,166	5,136	8,236	77,000	15,240
21134	Professional Fees - Ranger Services	0	3,500	3,500	4,818	7,000	2,182
21135	ICT Expenses - Ranger Services	8,695	10,000	1,305	0	20,000	10,965
21137	Donations - Ranger Services	1,000	1,000	0	0	1,000	1,000
Expense Total		477,572	478,987	1,415	15,100	1,041,100	654,378
Income							
51101	Fees & Charges - Ranger Services	(45,588)	(34,000)	11,588	0	(83,500)	(47,479)
51106	Contributions & Reimbursements- Rangers Services	(28,220)	0	28,220	0	(27,000)	1,220
51110	Sundry Income - Ranger Services	(2,545)	0	2,545	0	0	2,545
51111	Fines & Penalties - Rangers Services	(226,472)	(148,875)	77,597	0	(357,300)	(163,987)
Income Total		(302,827)	(182,875)	119,952	0	(467,800)	(207,700)
Ranger Services Total		174,745	296,112	121,367	15,100	573,300	446,678
Health & Compliance Total		734,446	984,784	250,338	165,004	2,023,900	1,323,646
Building Services							
Building Services							
Expense							
24420	Salaries - Building Services	297,239	313,086	15,847	23,289	751,400	510,794
24421	Other Employee Costs - Building Services	25,032	31,635	6,603	562	46,000	22,406
24423	Office - Building Services	2,319	3,790	1,472	0	9,100	7,747
24424	Motor Vehicles - Building Services	11,326	10,250	(1,076)	0	24,600	15,495
24425	Depreciation - Building Services	201	125	(76)	0	300	200
24427	Finance - Building Services	138,500	138,500	0	0	332,400	221,600
24430	Other - Building Services	0	1,045	1,045	686	2,500	1,814
24434	Professional Fees - Building Services	12,103	25,000	12,897	0	60,000	53,169
Expense Total		486,719	523,431	36,712	24,538	1,226,300	833,224
Income							
54401	Fees & Charges - Building Services	(388,478)	(226,670)	161,808	0	(544,000)	(191,605)
54410	Sundry Income - Building Services	(33,011)	(50,210)	(17,199)	0	(120,500)	(94,329)
54411	Fines & Penalties - Building Services	(100)	(8,000)	(7,900)	0	(16,000)	(16,000)
Income Total		(421,589)	(284,880)	136,709	0	(680,500)	(301,934)
Building Services Total		65,130	238,551	173,421	24,538	545,800	531,290
Building Services Total		65,130	238,551	173,421	24,538	545,800	531,290
Planning & Development Services Total		1,382,076	1,752,962	370,886	234,251	3,809,400	2,635,519
Technical Services							
Engineering							
Infrastructure Services							
Expense							
26220	Salaries - Infrastructure Svs	893,555	768,051	(125,504)	10,771	1,843,300	1,183,664
26221	Other Employee Costs - Infrastructure Svs	106,897	144,435	37,538	9,844	211,300	112,188
26223	Office - Infrastructure Svs	10,040	18,330	8,290	8,283	44,000	27,891
26224	Motor Vehicles - Infrastructure Svs	34,070	35,875	1,805	0	86,100	58,078
26225	Depreciation - Infrastructure Svs	8,415	4,625	(3,790)	0	11,100	7,400
26227	Finance - Infrastructure Svs	(828,986)	(944,287)	(115,301)	0	(2,266,300)	(1,603,821)
26228	Insurance - Infrastructure Svs	63,986	85,900	21,914	0	85,900	21,914
26230	Other - Infrastructure Svs	51,393	33,955	(17,438)	3,015	81,500	42,372
26234	Professional Fees - Infrastructure Svs	94,030	89,585	(4,445)	19,745	215,000	108,078

Master Account		November Actual YTD	November Budget YTD	Variance	Committed Balance	Annual Budget	Budget Available
26235	ICT Expenses - Infrastructure Svs	8,394	5,125	(3,269)	485	12,300	3,599
Expense Total		441,791	241,594	(200,197)	52,144	324,200	(38,637)
Infrastructure Services Total		441,791	241,594	(200,197)	52,144	324,200	(38,637)
Plant Operating							
Expense							
26525	Depreciation - Plant Operating	729,755	202,666	(527,089)	0	486,400	242,719
26527	Finance - Plant Operating	(364,627)	(471,541)	(106,914)	0	(1,131,700)	(804,961)
26532	Plant - Plant Operating	295,981	266,150	(29,831)	40,738	579,400	300,402
26533	Minor Parts & Workshop Tools - Plant Operating	14,326	18,415	4,089	665	42,000	27,606
26549	Loss Sale of Assets - Plant Operating	84,656	61,551	(23,105)	0	123,100	39,353
Expense Total		760,092	77,241	(682,851)	41,403	99,200	(194,882)
Income							
56501	Fees & Charges - Plant Operating	(21,364)	(14,585)	6,779	0	(35,000)	(19,679)
56510	Sundry Income - Plant operating	(28,902)	0	28,902	0	0	28,902
56515	Profit Sale of Assets - Plant Operating	(27,451)	0	27,451	0	0	27,451
Income Total		(77,717)	(14,585)	63,132	0	(35,000)	36,674
Plant Operating Total		682,375	62,656	(619,719)	41,403	64,200	(158,208)
Streets Roads and Depots							
Expense							
26625	Depreciation - Streets Roads & Depots	1,062,327	1,323,252	260,925	0	3,175,800	2,117,204
26626	Utility - Streets Roads & Depots	208,004	208,331	327	980	500,000	328,965
26630	Other	10,426	17,795	7,369	0	42,700	34,928
26640	Reinstatement - Streets Roads & Depot	577	4,670	4,093	0	11,200	11,200
26667	Road Maintenance / PC51	209,980	270,831	60,851	87,675	650,000	421,416
26668	Drainage Maintenance / PC52	120,547	208,331	87,784	95,418	500,000	338,139
26669	Footpath Maintenance / PC53	56,416	83,545	27,129	23,949	200,500	137,898
26670	Parking Signs / PC54	32,772	37,500	4,728	800	90,000	63,584
26671	Right of Way Maintenance / PC55	60,373	35,415	(24,958)	0	85,000	32,957
26672	Bus Shelter Maintenance / PC56	6,068	6,250	182	0	15,000	9,377
26673	Graffiti Control / PC57	8,704	11,460	2,756	4,475	27,500	16,309
26674	Streets Roads & Depot / PC89	127,329	46,665	(80,664)	42,191	112,000	(46,304)
Expense Total		1,903,523	2,254,045	350,522	255,488	5,409,700	3,465,673
Income							
56601	Fees & Charges - Streets Roads & Depots	(36,613)	(29,790)	6,823	0	(71,500)	(40,697)
56606	Contributions & Reimburse - Streets Roads & Depots	(18,030)	(9,999)	8,031	0	(20,000)	(1,970)
56610	Sundry Income - Streets Roads & Depots	0	(4,165)	(4,165)	0	(10,000)	(10,000)
56611	Fines and Penalties - Streets Roads & Depots	(100)	0	100	0	0	100
Income Total		(54,743)	(43,954)	10,789	0	(101,500)	(52,567)
Streets Roads and Depots Total		1,848,781	2,210,091	361,310	255,488	5,308,200	3,413,106
Waste Minimisation							
Expense							
24520	Salaries - Waste Minimisation	112,377	82,790	(29,587)	580	198,700	119,641
24521	Other Employee Costs - Waste Minimisation	2,546	4,400	1,854	0	4,400	1,854
24524	Motor Vehicles - Waste Minimisation	2,167	0	(2,167)	0	0	(1,411)
24525	Depreciation - Waste Minimisation	67,573	37,835	(29,738)	0	90,800	60,532
24527	Finance - Waste Minimisation	55,315	55,290	(25)	0	132,700	88,445
24528	Insurance - Waste Minimisation	0	3,800	3,800	0	3,800	3,800
24538	Purchase of Product - Waste Minimisation	674	2,750	2,076	447	5,500	4,380
24552	Residential Kerbside - Waste Minimisation / PC71	675,865	761,247	85,382	126,823	1,827,000	1,147,572
24553	Residential Bulk - Waste Minimisation / PC72	1,942	240,625	238,683	221,401	577,500	354,703
24554	Commercial - Waste Minimisation / PC73	32,208	38,335	6,127	10,653	92,000	55,090
24555	Public Waste - Waste Minimisation / PC74	54,982	56,460	1,478	37,520	135,500	48,405
24556	Waste Strategy - Waste Minimisation / PC75	7,485	0	(7,485)	1,259	100,000	93,936
Expense Total		1,013,133	1,283,532	270,399	398,682	3,167,900	1,976,946
Income							
54501	Fees & Charges - Waste Minimisation	(3,394,402)	(3,365,305)	29,097	0	(3,374,700)	17,765
Income Total		(3,394,402)	(3,365,305)	29,097	0	(3,374,700)	17,765
Waste Minimisation Total		(2,381,269)	(2,081,773)	299,496	398,682	(206,800)	1,994,711
Building Maintenance							
Expense							
24120	Salaries - Building Maintenance	148,984	138,585	(10,399)	0	332,600	221,590
24121	Other Employee Costs - Building Maintenance	4,090	8,330	4,240	636	12,500	8,199
24123	Office - Building Maintenance	20	485	465	0	1,100	1,100
24124	Motor Vehicles - Building Maintenance	14,849	19,125	4,276	0	45,900	33,963

Master Account		November Actual YTD	November Budget YTD	Variance	Committed Balance	Annual Budget	Budget Available
24125	Depreciation - Building Maintenance	720,294	896,872	176,578	0	2,152,500	1,435,004
24126	Utility - Building Maintenance / PC41,42,43	103,400	133,200	29,800	0	266,400	182,517
24127	Finance - Building Maintenance	64,550	64,540	(10)	0	154,900	103,260
24128	Insurance - Building Maintenance	61,516	47,200	(14,316)	0	93,600	32,517
24130	Other - Building Maintenance	1,669	1,665	(4)	254	4,000	2,077
24133	Building - Building Maintenance / PC58	326,232	506,205	179,973	124,478	1,211,400	797,437
Expense Total		1,445,604	1,816,207	370,603	125,368	4,274,900	2,817,665
Income							
54106	Contributions & Reimbursement - Building Maintenance	(33,595)	(24,999)	8,596	0	(50,000)	(24,636)
54109	Council Property - Building Maintenance	(122,633)	(120,250)	2,383	0	(288,600)	(193,926)
Income Total		(156,228)	(145,249)	10,979	0	(338,600)	(218,562)
Building Maintenance Total		1,289,376	1,670,958	381,582	125,368	3,936,300	2,599,103
Engineering Total		1,881,054	2,103,526	222,472	873,085	9,426,100	7,810,075
Parks Services							
Parks Services							
Expense							
26360	Depreciation - Parks Services	257,668	322,081	64,413	0	773,000	515,332
26365	Maintenance - Parks Services / PC59	1,754,286	1,786,885	32,599	216,111	3,979,000	2,417,926
Expense Total		2,011,954	2,108,966	97,012	216,111	4,752,000	2,933,258
Income							
56301	Fees & Charges - Parks & Ovals	(334)	0	334	0	0	264
56306	Contributions & Reimbursements - Parks Services	(5,350)	(999)	4,351	0	(2,000)	3,350
56309	Council Property - Parks Services	(33,957)	(27,290)	6,667	0	(65,500)	(50,967)
56310	Sundry Income - Parks Services	(5,482)	(3,999)	1,483	0	(8,000)	(3,473)
56312	Fines & Penalties - Parks & Ovals	0	(250)	(250)	0	(500)	(500)
Income Total		(45,123)	(32,538)	12,585	0	(76,000)	(51,326)
Parks Services Total		1,966,832	2,076,428	109,596	216,111	4,676,000	2,881,932
Parks Services Total		1,966,832	2,076,428	109,596	216,111	4,676,000	2,881,932
Technical Services Total		3,847,885	4,179,954	332,069	1,089,196	14,102,100	10,692,008
City of Nedlands Total		(14,678,011)	(13,178,667)	1,499,344	1,649,335	2,155,940	15,184,616

**CITY OF NEDLANDS
CAPITAL WORKS & ACQUISITIONS
AS AT 30 NOVEMBER 2016**

		November Actual	Committed	Annual Budget	Budget Available
		YTD	Balance		
2	Footpath Rehabilitation				
	2007 Smyth Road	0	3,938	50,000	46,062
	2017 Loch Street	0	34,768	56,700	21,932
	4101 Melvista Reserve	78,886	0	70,000	(8,886)
	2500 Stirling HWY	52,900	6,298	320,000	260,802
	2452 School Sports Facility	0	0	30,000	30,000
	Footpath Rehabilitation Total	131,786	45,004	526,700	349,910
3	Road Rehabilitation				
	2012 Waratah Avenue	17,167	24,900	0	(42,066)
	2036 Gallop Road	7,501	657	434,800	426,642
	2037 Elizabeth Street	3,199	1,599	0	(4,798)
	2039 Watkins Road	169,410	321	110,900	(58,831)
	2049 Asquith Street	3,406	462	75,600	71,732
	2054 Broome Street	5,411	82,363	118,400	30,626
	2113 Loftus St	1,740	281	44,700	42,679
	2119 Kitchener Street	2,947	1,558	230,500	225,995
	2150 Circe Circle North	455	0	40,300	39,845
	2167 Swansea Street	111,038	13,995	102,100	(22,933)
	2104 Langham Street	(637)	0	0	637
	2174 Sayer Street	4,208	0	113,400	109,192
	2106 Boronia Avenue	19,707	370,933	615,900	225,260
	2022 Adelma Rd/PL	118,554	462	75,600	(43,416)
	2035 Edward Street	6,090	2,358	253,600	245,152
	2044 Leon Road	15,072	207	477,500	462,221
	2065 Hillway	9,797	1,347	424,300	413,156
	2068 Taylor Road	15,779	236,809	520,100	267,512
	2092 Nardina Crescent	4,885	207	171,400	166,308
	2117 Lyons Street	79,662	42,406	63,000	(59,068)
	2161 School Road	6,651	7	78,000	71,342
	2407 ITXN - Alfred / Nidjalla	15,891	9,752	72,000	46,356
	Road Rehabilitation Total	617,935	790,623	4,022,100	2,613,541
4	Drainage Rehabilitation				
	2024 Carrington Street	0	0	50,400	50,400
	2039 Watkins Road	0	0	25,200	25,200
	2190 Riverview Ct	0	0	450,000	450,000
	2226 Waratah Place	0	0	50,400	50,400
	2050 Strickland Street	0	0	90,000	90,000
	Drainage Rehabilitation Total	0	0	666,000	666,000
5	Street Furniture / Bus Shelter				
	4057 Beaton Park	0	0	111,500	111,500
	9000 City Wide	0	27,991	90,400	62,410
	Street Furniture / Bus Shelter Total	0	27,991	201,900	173,910
6	Grant Funded Projects				
	2019 Princess Road	396,840	22,543	422,400	3,017
	2401 INTXN - Brockway/Brookdale /Underwood	25,219	20,222	907,700	862,259
	2403 INTXN - Gugeri St/Railway Rd/Loch St	6,251	57,260	461,500	397,989
	2069 Bulimba Road	49,434	5,528	500,000	445,038
	2072 Barcoo Avenue	1,776	0	0	(1,776)
	2169 Greenville Street	169,827	50,568	330,000	109,604
	2070 Waroonga Road	57,371	152,836	401,200	190,993
	2071 Rockton Road	58,297	161,992	416,000	195,710
	Grant Funded Projects Total	765,016	470,951	3,438,800	2,202,833
11	Building Construction				
	4000 100 Princess Rd - John Leckie Pavilion	350	1,000	0	(1,350)
	4001 Kirkwood Rd - Allen Park Lower Pavilion	955,437	45,042	715,000	(285,479)
	4003 Broome St - Council Depot	52,769	40,029	123,500	30,703
	4008 60 Stirling Hwy - Nedlands Library	27,243	5,091	64,400	32,067
	4009 53 Jutland Pde - PRCC	0	0	40,000	40,000
	4010 97 Wartah Ave - NCC	1,642	0	18,900	17,258
	4012 19 Haldane St - MTC Community Centre	7,904	1,632	0	(9,536)
	4019 84 Beatrice Rd - Adam A. Pavilion (Collegians AFC)	18,299	2,933	0	(21,231)

			November Actual	Committed		
			YTD	Balance	Annual Budget	Budget Available
	4020	71 Stirling Hwy - Administration Bldg	131,015	18,498	281,200	131,687
	4021	110 Smyth Road - Cottage Bldg	32,290	7,862	45,000	4,848
	4022	Public Toilets/Changerooms	0	0	56,700	56,700
	4052	Allen Park (Master Plan)	0	0	67,500	67,500
	9000	City Wide	0	0	50,400	50,400
	4027	Mt Claremont Changerooms	3,406	69	15,000	11,525
	Building Construction Total		1,230,354	122,155	1,477,600	125,091
12	Off Street Parking					
	2007	Smyth Road	230,320	85,047	0	(315,367)
	2175	Odern Crescent (Bridge Club)	0	0	170,000	170,000
	Off Street Parking Total		230,320	85,047	170,000	(145,367)
14	Parks & Reserves Construction					
	4051	Administration Surrounds	0	3,778	9,700	5,922
	4057	Beaton Park	31,800	13,385	1,346,300	1,301,116
	4064	Brockman Reserve	0	8,267	9,700	1,433
	4071	Charles Ct Reserve	0	0	284,300	284,300
	4079	David Cruickshank Reserve	54,388	7,999	424,200	361,813
	4082	Dott Bennett Park	165	0	22,500	22,335
	4083	Sunset Foreshore	0	1,329	0	(1,329)
	4096	Lawler Park	0	15,600	30,800	15,200
	4098	Leura Park	0	2,999	4,500	1,501
	4106	Mount Claremont Ponds	130,362	200	135,000	4,438
	4111	Nedlands Library Surrounds	8,559	0	5,000	(3,559)
	4118	Peace Memorial Rose Garden	7,828	1,384	9,000	(212)
	4125	Right of Way Pruning	412	0	0	(412)
	4130	St Peters Square Gardens	0	45,950	74,900	28,950
	4131	Street Gardens and Verges	19,355	593	27,000	7,052
	4132	Street Tree Maintenance	165	0	18,000	17,835
	4133	Street Tree Replacement	330	150	45,000	44,520
	4137	Swanbourne Beach Reserve	0	0	58,500	58,500
	4138	The Marlows	0	0	60,000	60,000
	4154	Hollywood Reserve	0	0	15,300	15,300
	4167	River Foreshore Maintenance	0	0	41,000	41,000
	4169	River Wall Restoration	1,223	24,331	1,224,000	1,198,446
	4300	Bore Installation MTC G/Water Monitoring	0	0	30,000	30,000
	Parks & Reserves Construction Total		254,587	125,965	3,874,700	3,494,149
15	Plant & Equipment					
	7500	Technical Svs - Engineering	205,238	0	222,800	17,562
	7501	Development Svs - Town Planning	65,366	0	47,100	(18,266)
	7502	Development Svs - Building Svs	0	0	25,900	25,900
	7505	Development Svs - Ranger Svs	114,710	16,518	139,500	8,272
	7506	Governance - Governance	67,366	0	70,500	3,134
	7507	Development Svs - Environmental Health	62,226	0	72,400	10,174
	7509	Technical Svs - Parks Svs	334,203	147,010	539,900	58,687
	7515	Corporate & Strategy - ICT	37,411	0	64,700	27,289
	Plant & Equipment Total		886,520	163,528	1,182,800	132,751
16	ICT Capital Projects					
	6039	Library System Software	8,129	2,070	70,000	59,801
	6053	Hardware	2,048	341	26,100	23,711
	6054	Software	0	0	36,000	36,000
	6055	Mobility	25,380	0	27,000	1,620
	ICT Capital Projects Total		35,557	2,411	159,100	121,132
17	Greenway Development					
	4161	Railway Reserve	0	0	54,800	54,800
	4172	Point Resolution Reserve - Greeway	4,745	0	8,500	3,755
	Greenway Development Total		4,745	0	63,300	58,555
18	Furniture & Fixture					
	4003	Broome St - Council Depot	4,220	0	0	(4,220)
	Furniture & Fixture Total		4,220	0	0	(4,220)
19	Public Art					
	9000	City Wide	17,616	0	0	(17,616)
	Public Art Total		17,616	0	0	(17,616)
City of Nedlands Total			4,178,657	1,833,674	15,783,000	9,770,669


CITY OF NEDLANDS
NOTES TO THE STATEMENT OF FINANCIAL ACTIVITY
CLOSING FUNDS
FOR THE PERIOD ENDING 30 NOVEMBER 2016

	2016/17 YTD 30 November 2016	2015/16 YTD 30 November 2015
Current Assets		
Cash & Cash Equivalents	22,771,871	24,158,518
Receivable - Rates Debtors	6,278,953	6,110,154
Receivable - Sundry Debtors	306,895	428,720
Receivable - Self Supporting Loan	9,362	0
GST Receivable	119,335	270,593
Prepayments	133,944	168,778
Less: Provision for Doubtful Debts	(1,170)	(24,522)
Inventories	5,877	(51)
	29,625,067	31,112,190
Current Liabilities		
Payable - Sundry Creditors	(1,941,282)	(218,112)
Payable - ESL	(1,540,003)	(2,481,377)
Accrued Salaries and Wages	(48,477)	(42,801)
Staff Provisions	(2,053,127)	(1,901,132)
Current Loan Liability	(532,565)	(918,596)
	(6,115,454)	(5,562,018)
Net Current Assets	23,509,613	25,550,172
Less: Restricted Reserves	(4,036,549)	(4,184,139)
Less: Current Self Supporting Loan Liability	(9,362)	0
Add Back: Current Loan Repayment	532,565	918,596
	19,996,267	22,284,629

CITY OF NEDLANDS
STATEMENT OF FINANCIAL ACTIVITY
BY DIRECTORATES
FOR THE PERIOD ENDED 30 NOVEMBER 2016

Note	2016-17 Annual Budget \$	November 16 YTD Budget \$	November 16 YTD Actual \$	November 16 YTD Variance \$	Variance %
Operating Income					
Governance	420,300	85,220	79,421	5,799	-7%
Corporate & Strategy	23,019,280	22,437,153	22,710,703	(273,550)	1%
Community Development	2,304,300	1,069,420	1,164,099	(94,679)	9%
Planning & Development Services	1,729,000	669,355	975,286	(305,931)	46%
Technical Services	3,925,800	3,601,631	3,728,213	(126,582)	4%
	31,398,680	27,862,779	28,657,722	(794,943)	
Operating Expense					
Governance	(3,119,800)	(1,534,448)	(1,297,298)	(237,150)	15%
Corporate & Strategy	(1,255,520)	(583,560)	(505,610)	(77,950)	13%
Community Development	(5,613,000)	(2,362,202)	(2,243,344)	(118,858)	5%
Planning & Development Services	(5,538,400)	(2,422,317)	(2,357,362)	(64,955)	3%
Technical Services	(18,027,900)	(7,781,585)	(7,576,098)	(205,487)	3%
	(33,554,620)	(14,684,112)	(13,979,712)	(704,400)	
Capital Income					
Grants Capital	5,054,000		281,924		
Proceeds from Disposal of Assets	571,600		358,261		
New Borrowings	1,100,000		0		
Self Supporting Loan Principal Repayments	12,435		3,073		
Transfer from Reserve	2,175,000		0		
	8,913,035		643,258		
Capital Expenditure					
Major Project - Grants/Contribution	0		(30,705)		
Land & Buildings	(1,477,600)		(1,230,354)		
Infrastructure - Road	(9,025,500)		(1,745,058)		
Infrastructure - Parks	(3,938,000)		(259,331)		
Plant & Equipment	(1,182,800)		(886,520)		
Furniture & Equipment	(204,100)		(57,393)		
Repayment of Debentures	(939,810)		(407,245)		
Transfer to Reserves	(643,850)		(42,655)		
	(17,411,660)		(4,659,262)		
Total Operating and Non-Operating	(10,654,565)		10,662,006		
Adjustment - Non Cash Items					
Depreciation	7,300,900		3,182,224		
Receivables/Provisions/Other Accruals	(400)		(6,101)		
(Profit) on Sale of Assets	0		(27,451)		
Loss on Sale of Assets	123,100		84,656		
ADD - Surplus/(Deficit) 1 July b/f	2,831,529		6,100,933		
LESS - Surplus/(Deficit) 30 June c/f	(399,436)		19,996,267		
	10,654,565		(10,662,006)		

13.4 Investment Report – November 2016

Council	20 December 2016
Applicant	City of Nedlands
Officer	Kim Chua – Manager Finance
Director	Lorraine Driscoll
CEO	Greg Trevaskis
CEO Signature	
File Reference	FIN-FS-00005
Previous Item	Nil

Executive Summary

In accordance with the Council’s Investment Policy, Administration is required to present a summary of investments to Council on a monthly basis.

Recommendation to Council

Council receives the Investment Report for the period ended 30 November 2016.

Strategic Plan

KFA: Governance and Civic Leadership

This report is in accordance with the Council’s Investment Policy and demonstrates the investment of City’s surplus cash in a sustainable and responsible manner.

Background

Council’s Investment Policy requires a summary of investments to be presented to Council on a monthly basis.

Consultation

Required by legislation: Yes No
 Required by City of Redlands policy: Yes No

Legislation / Policy

Investment of Council Funds Policy

Section 6.14 of the *Local Government Act 1995*

Budget/Financial Implications

Investment income is steady as per budget.

Risk Management

The Investment Policy of the City, which is reviewed each year by the Audit and Risk Committee of Council, is structured so as to minimise any risks associated with the City's cash investments. The officers adhere to this Policy, and continuously monitor market conditions to ensure that the City obtains attractive and optimum yields without compromising on risk management.

Discussion

The Investment Summary shows that as at the end of November 2016 the City held the following funds in investments:

Municipal Funds	\$ 12,757,903.66
Reserve Funds	<u>\$ 4,036,548.91</u>
Total	<u>\$ 16,794,452.57</u>

The total interest earned from investments as at the end of November 2016 was \$163,859.22 (YTD November - \$125,766.35).

The Investment Portfolio comprises holdings in the following institutions:

Financial Institution	Funds Invested	Interest Rate	Proportion of Portfolio
NAB	\$4,743,170.38	2.96% - 2.60%	28.24%
Westpac	\$5,113,178.79	2.85% - 2.65%	30.45%
ANZ	\$3,345,662.08	2.70% - 1.70%	19.92%
CBA	\$3,592,441.32	2.54% - 1.30%	21.39%
Total	\$16,794,452.57		100.00%

Conclusion

The Investment Report is presented to Council.

Attachments

1. Investment Report for the period ended 30 November 2016

**INVESTMENTS REPORT
FOR THE PERIOD ENDED 30 NOVEMBER 2016**

Particulars	Interest	Invest.	Maturity	Period	NAB	Westpac	ANZ	CBA	Total	Interest
	Rate	Date	Date	Days	*AA-/Stable/A-1+	*AA-/Stable/A-1+	*AA-/Stable/A-1+	*AA-/Stable/A-1+		YTD Accumulated
RESERVE INVESTMENTS										
Plant Replacement	1.70%	11-Aug-16	11-Feb-17	184			\$147,812.25		\$147,812.25	\$1,268.60
City Development - Western Zone	2.54%	22-Nov-16	21-Apr-17	150				\$451,727.20	\$451,727.20	\$4,571.75
North Street	2.62%	24-Aug-16	22-Dec-16	120	\$736,426.07				\$736,426.07	\$8,377.15
Welfare - General	2.54%	22-Nov-16	21-Apr-17	150				\$295,164.54	\$295,164.54	\$3,160.91
Welfare - NCC	2.54%	22-Nov-16	21-Apr-17	150				\$163,592.26	\$163,592.26	\$1,751.90
Welfare - PRCC	1.30%	N/A	N/A	N/A				\$15,241.73	\$15,241.73	\$46.61
Services - Tawarri 1	2.62%	24-Aug-16	22-Dec-16	120	\$63,109.99				\$63,109.99	\$719.34
Services General	2.80%	3-Aug-16	30-Jan-17	180	\$919,613.95				\$919,613.95	\$10,828.50
Services - Tawarri 2	1.70%	11-Aug-16	11-Feb-17	184			\$108,318.50		\$108,318.50	\$929.64
Insurance	1.70%	11-Aug-16	11-Feb-17	184			\$60,293.67		\$60,293.67	\$574.12
Waste Management	2.54%	22-Nov-16	21-Apr-17	150				\$473,672.97	\$473,672.97	\$3,823.05
City Development - Swanbourne	2.54%	22-Nov-16	21-Apr-17	150				\$124,477.57	\$124,477.57	\$1,333.03
City Building - General	2.62%	24-Aug-16	22-Dec-16	120	\$451,773.98				\$451,773.98	\$5,126.50
City Building - PRCC - CLOSED					\$0.00				\$0.00	\$79.59
City Building - PRCC	1.30%	N/A	N/A	N/A				\$25,324.24	\$25,324.24	\$64.57
TOTAL RESERVE INVESTMENTS					\$2,170,923.98	\$0.00	\$316,424.42	\$1,549,200.51	\$4,036,548.91	\$42,655.26
MUNICIPAL INVESTMENTS										
Muni Investment NS31	2.75%	30-Nov-16	31-Dec-16	31		\$2,068,985.63			\$2,068,985.63	\$21,112.58
Muni Investment #127 - NAB	2.96%	16-Jun-16	13-Dec-16	180	\$528,795.78				\$528,795.78	\$6,473.45
Muni Investment #131 - ANZ	2.50%	18-Oct-16	18-Feb-17	123			\$510,386.70		\$510,386.70	\$4,895.22
Muni Investment #136 - CBA - CLOSED								\$0.00	\$0.00	\$451.93
Muni Investment #142 - CBA	2.51%	14-Oct-16	13-Feb-17	122				\$1,035,894.89	\$1,035,894.89	\$11,138.06
Muni Investment #146 - NAB	2.80%	5-Aug-16	1-Feb-17	180	\$1,036,825.96				\$1,036,825.96	\$12,325.49
Muni Investment #149 - WBC	2.85%	10-Aug-16	12-Dec-16	124		\$1,030,809.04			\$1,030,809.04	\$12,071.36
Muni Investment #150 - ANZ	2.50%	23-Nov-16	23-Mar-17	120			\$755,276.99		\$755,276.99	\$5,276.99
Muni Investment #151 - ANZ	2.60%	23-Aug-16	23-Feb-17	184			\$755,289.04		\$755,289.04	\$5,289.04
Muni Investment #152 - NAB	2.60%	29-Aug-16	30-Jan-17	154	\$1,006,624.66				\$1,006,624.66	\$6,624.66
Muni Investment #153 - NAB - CLOSED					\$0.00				\$0.00	\$6,530.46
Muni Investment #154 - ANZ	2.70%	10-Aug-16	10-Jan-17	153			\$1,008,284.93		\$1,008,284.93	\$8,284.93
Muni Investment #155 - CBA	2.52%	17-Oct-16	18-Apr-17	183				\$1,007,345.92	\$1,007,345.92	\$7,345.92
Muni Investment #156 - WBC	2.65%	30-Aug-16	1-Dec-16	93		\$1,006,679.45			\$1,006,679.45	\$6,679.45
Muni Investment #157 - WBC	2.66%	30-Aug-16	28-Feb-17	182		\$1,006,704.66			\$1,006,704.66	\$6,704.38
TOTAL MUNICIPAL INVESTMENTS					\$2,572,246.39	\$5,113,178.79	\$3,029,237.66	\$2,043,240.81	\$12,757,903.65	\$121,203.95
TOTAL				TOTAL	\$4,743,170.38	\$5,113,178.79	\$3,345,662.08	\$3,592,441.32	\$16,794,452.57	\$163,859.22

* Credit Rating - Source: Standard & Poor's

Proportion Portfolio	28.24%	30.45%	19.92%	21.39%
----------------------	--------	--------	--------	--------

13.5 2017 Council Committee and Council Meetings


In accordance with Regulation 12 of the Local Government (Administration) Regulations 1996, the City of Nedlands is to advise the public of the dates of the Ordinary Meetings of Council and Committee Meetings for 2017.

Recommendation to Council

The list of Council Committee and Council Meeting Dates tabled below for 2017 be received.

Committee Meetings	Council Meetings
14 February	28 February
14 March	28 March
11 April	26 April
9 May	23 May
13 June	27 June
11 July	25 July
8 August	22 August
12 September	26 September
10 October	24 October
14 November	28 November
5 December	19 December

13.6 Underground Power

Council	20 December 2016
Applicant	City of Nedlands
Officer	Maria Hulls - Manager Engineering Services Martyn Glover - Director Technical Services
CEO	Greg Trevaskis – Chief Executive Officer
CEO Signature	
File Reference	TS-PRJ-00003
Previous Items	Ordinary Meeting of Council 28 July 2015, Item 14.1 Ordinary Meeting of Council 27 October 2015, Item TS25.15 Ordinary Meeting of Council 26 April 2016, Item TS07.16 Special Meeting of Council 16 August 2016 Item TS25.15 Ordinary Meeting of Council 27 September 2016 – Notice of Motion 14.2

Executive Summary

The City of Nedlands has been unofficially informed by the Department of Finance Public Utilities Office that following initial evaluation that all three proposals did not score high enough and were less competitive than other proposals received, therefore will not proceed to community survey.

The City has also been informed that the Town of Cambridge proposal which includes boundary road Alderbury Street, Floreat has been successful in proceeding to community survey. Alderbury Street contains 45 properties within the City of Nedlands. Furthermore the Town of Cambridge has resolved to contribute a sum of \$99,000 towards the undergrounding of power for 45 properties to offset the difference in Local Government contributions.

Finally following extensive work by the City since 2012, the City has been approached by Western Power to be part of a potential underground power project in Hollywood. The area contained within the project is specified in Attachment 1 and the first stage of this process is to agree to the development of a detail design and specification for the project. The cost for associated design work is \$119,404 ex GST (see Attachment 2).

In order to progress the Hollywood underground power proposal to meet the Western Power timetable, the City will need to agree to the design cost, complete a community consultation and develop a funding model for Council to consider.

Recommendation to Council

Council:

- 1. accepts the quotation of \$119,404 ex GST from Western Power to complete the detailed design for the Hollywood Underground Power Project (HUPP);**
- 2. requests Administration commence a consultation process with the property owners within the HUPP to be completed by March 2017; and**
- 3. requests Administration prepare a report for the April 2017 round of Council meetings detailing the financial model options for the progression of the HUPP to a construction phase.**

Strategic Plan

KFA: Natural and Built Environment

Undergrounding power in the City of Nedlands is a listed key focus outcome for Natural and Built Environment. This KFA contributes directly to enhanced, engaging community spaces, heritage protection and environmental protection. High quality built environments are healthy and have character and charm, enhance community connections and protect amenity.

Background

Since 2012 Council has been considering alternative funding opportunities for undergrounding of power to the remaining 2218 lots in the City of Nedlands. Feedback from Western Power at the time was that due to the resilience of the above-ground power grid in the City of Nedlands' area, it was highly unlikely that the City would be successful in attracting grant funding through the State Underground Power Program (SUPP).

The funding alternatives considered by the City included:

- City sponsored projects
- Joint projects with neighbouring Local Governments
- Projects funded by borrowings

In 2015 new funding arrangements were introduced by the State Government for SUPP round six. Under the new arrangements, local governments were able to nominate the proportion of funding they are willing to pay in a bid to make their proposal more competitive (minimum 50%). Community support for the proposal and the potential for the projects to improve the security and the electricity network were also considered as part of the selection process. The State Government committed \$30 million over the three years of the program.

The City submitted three proposals as part of the SUPP Round 6. In September 2016 we were unofficially notified that none of the proposals submitted would

be progressing to community survey. An official announcement of the successful proposals is due to be delivered by the Minister for Energy in December 2016.

Key Relevant Previous Council Decisions:

Ordinary Meeting of Council 27 September 2016 Notice of Motion Item 14.2

Council resolves to direct the CEO to continue seeking options for the provision of underground power in the City of Nedlands where this has not been completed and provide an update report to Council at the December Council Meeting.

Special Meeting of Council 16 August 2016 Item 7

Council agrees to consider the options 1 and 2 in detail and decide which option is acceptable to the City in moving forward to deliver underground power to the property owners of Alderbury Street, Floreat.

Ordinary Meeting of Council 26 April 2016 Item TS07.16

Council:

1. *Authorises the submission of three proposals for underground power, to the New Underground Power Funding Round 6, with areas identified in this report, on the basis of 1/3rd equal funding between general revenue, owner contributions and State Government grant funds; and*
2. *Agrees to consider inclusion of \$50,000 for the provision of underground power expertise, in the 2016/17 budget.*

Ordinary Meeting of Council 27 October 2015, Item TS25.15

Council:

1. *Authorises the submission of three proposals for underground power, to the New Underground Power Funding Round 6, with areas identified in this report, on the basis of 1/3rd equal funding between general revenue, owner contributions and State Government grant funds; and*
2. *Agrees to consider inclusion of \$50,000 for the provision of underground power expertise, in the 2016/17 budget.*
3. *Agrees to pay \$8,000 to Western Power to prepare a +/- 10% detailed estimate and a formal Relocation Works Contract for construction and commissioning works; and*
4. *Other aspects of this matter be referred back for an opportunity for Councillors to attend a briefing session to clarify details, options and costs.*

Ordinary Meeting of Council 28 July 2015, Item 14.1, resolution of Council:

Council requests Administration to prepare a concept report for the October Meeting of Council that addresses the feasibility of completing underground power within the City by means of a series of borrowings that together with resident contribution commensurate with resident contributions made in the past which enables a programmed replacement plan commencing in the 2016 financial year.

Ordinary Meeting of Council 22 July 2012, Item 16.1, resolution of Council:

Council:

- 1. writes to the Members for Nedlands and Cottesloe for an explanation on how they are progressing in supporting of the 2008 pledge to speed up the Under Ground Power Program for Nedlands;*
- 2. initiates negotiations with Town of Cambridge and Western Power in respect to economies of scale and possible logistical alignments in the completion of Underground Power in adjoining areas (i.e. Floreat); and*
- 3. requests that administration undertake an investigation to determine the feasibility of borrowing funds to complete underground power in the three remaining areas of Hollywood, Mt Claremont and Floreat (refer all attachments of 22 February 2011 resolution).*

Consultation

Required by legislation:

Yes

No

Required by City of Nedlands policy:

Yes

No

Public Consultation

In April and May 2014 an extensive public consultation was undertaken. Key outcomes of the consultation were as follows:

- Total number of surveys released: 2,595
- Total number of responses: 1,062
- Response rate: 41%
- 53% of 1036 respondents felt underground power was quite important or extremely important
- 76% of 613 respondents felt that underground power would improve amenity
- 62% of 750 respondents said they would not be willing to pay the full cost (\$17,000)
- On payment options 251 responses were received indicating that
 - 11% would prefer to pay through deferral (on sale of property)
 - 58% would prefer to pay in installments
 - 31% would prefer to pay in one payment

Recently a community group within the Hollywood area, the Hollywood Underground Power Action Group (HUPAG) has become active within the community seeking support for the undergrounding of power to the remaining lots in the City of Nedlands. Amongst the position statements advocated by HUPAG there is support for a landowner contribution of 50 percent of the cost per lot and a requirement that the City actively engage with the community.

Had the City been successful with SUPP Round 6, there was a requirement for a community consultation process to be undertaken by the State Government as part of the approval process. The consultation would have sought feedback from the community on their willingness to contribute to the scheme. If the City chooses to progress with the Hollywood project it is recommended that a project area only consultation take place to provide input to the final decision of Council to proceed or not subject the final cost generated as part of the design process.

Legislation / Policy

Local Government Act 1995:

- Section 3.57 deals with requirements for procurement of goods and services.
- Section 3.59 deals with requirements for major trading undertakings.
- Section 9 deals with prescribed amounts for major trading undertakings and exemptions for major trading undertakings. In this case the City has no profits intentions for the project, which therefore means it is not a major trading undertaking.
- Section 11(2)(e) - In this case the City is exempt from the requirement to tender the works as Western Power is a state government agency.

Local Government (Financial Management) Regulations 1996:

- Section 54 defines underground electricity as a prescribed service.
- Section 6.38(1) allows a local government to impose service charges on lot owners for the provision of prescribed services.

Budget/Financial Implications

Within current approved budget:	Yes <input type="checkbox"/>	No <input checked="" type="checkbox"/>
Requires further budget consideration:	Yes <input checked="" type="checkbox"/>	No <input type="checkbox"/>

Funding Arrangements

The Hollywood proposal is estimated to cost \$6.8million with a \$600k contribution from Western Power to underground the High Voltage (HV) distribution lines which were the original project established by Western Power.

If the past experience with SUPP's is considered then the ratepayers would contribute 50 per cent of the total cost (\$3.4million) and the City would provide the balance (\$2.8million). There are options to consider with respect to the

City's contribution eg borrowings, dedicated proportion of rates, accumulated surpluses and it is proposed that these be further explored with a report to Council in March/April 2017. The advantage of this time frame is that the City will then know the actual cost and the community survey will be completed.

Cost Recovery

Underground Power is one of the prescribed services that can be recovered through rates, under the *Local Government Act 1995*. The simplest way to manage these payments therefore is through giving each affected property a service charge as part of their annual rates notices equal to their repayment. This then become a mandatory payment.

In order to receive service charges and make loan repayments a Reserve Account is created for this purpose. All service charges raised are credited to a Reserve Account and all loan repayments are made from the Reserve Account. If the scheme is managed in such a way that gives ratepayers the option to pay in full, or when the property is sold, such payments can be held in the reserve account and drawn down as required. Interest can be earned on the Reserve Account. Where payments are made in full they may assist in carrying any costs to carry the debt and recoup it each year.

Project Cost

The City has in the past two years been provided with varying prices on a per lot basis from Western Power for the underground power to the remaining lots. Pricing has ranged from \$12,000 to \$23,000 per lot, and the current estimate is \$14,530 per lot. Recognising that Western Power estimates are traditionally under estimated, it is proposed that the community consultation be based on the same \$17,000 per lot cost that was used in the 2014 survey.

Design Cost

The cost of the design is \$119,404 exclusive of GST. The City has a budget provision for a potential SUPP activity which could contribute to the design cost and if Council chooses to proceed with the HUPP, the cost of the design will be absorbed into the project cost.

Risk Management

Cash Flow

The borrowing options for the City will need to be carefully assessed to ensure that cash flow reserves remain adequate for the project borrowings as well as for its day-to-day operations and other capital works.

In the first SUPP scheme the City recovered outstanding debt through sundry debts and found the following up on this to be very difficult.

Default provisions in the Local Government Act 1995 would also apply, allowing the City to recoup outstanding debts. Recovery of debts through rates assists when there are sales of property as the debt remains with the property and is passed on to the new property owners. The City financial software is designed to monitor repayments, offers ratepayers 4 instalments each financial year and calculates outstanding interest penalties for late payments.

Future Projects

Ongoing discussion and negotiation is required with Western Power on the delivery mechanism of future underground power projects outside the SUPP. This project will potentially establish the model for future underground power projects in the City of Nedlands.

Discussion

As part of the Round 6 Underground Power Program the City submitted three proposals which include all the outstanding residential lots. Following initial evaluation it was deemed that the City's proposals did not score high enough and were less competitive than other proposals received, therefore will not proceed to community survey. The successful projects are expected to be announced by the Minister for Energy in December 2016.

Administration has actively liaised with Western Power to explore options for the delivery of underground power to the outstanding allotments throughout the City of Nedlands.

The City has been notified informally that our three proposals would not proceed to community survey but as yet the City has not been officially notified that our proposals have been unsuccessful in the SUPP Round 6 program.

There has been a delay in the process as the community surveys have taken longer than expected. Submissions to the selection process are "confidential" and the Department of Finance's Public Utilities Office at this point in time is unable to release information regarding any proposals. The Minister for Energy is anticipated to make an announcement about the successful proposals for Round 6 sometime in December 2016. No proposal will be considered successful or unsuccessful until this announcement.

One of the City's boundary roads (Alderbury Street, Floreat) has been successful in being part of a community survey as part of a Town of Cambridge proposal.

Underground Power (Alderbury Street, Floreat)

Following on from the Special Council Meeting held on Tuesday 16 August 2016, Option 1 from the report was presented to the Town of Cambridge seeking a contribution to offset the Local Government cost difference between submitted proposals to the SUPP Round 6 program. The proposed Option 1 cost distribution per property is included in the following table:

City of Nedlands	22.2%	\$2,753
Alderbury Street Nedlands' residents	50.0%	\$6,200
Western Power	10.0%	\$1,240
Town Of Cambridge	17.8%	\$2,207
Total	100.0%	\$12,400

We are pleased to advise that following the Town of Cambridge's Council Meeting on Tuesday 23 August 2016, the Town has resolved to support the City of Nedlands and contribute a sum of \$99,000 or 17.8% toward the undergrounding of power for the 45 properties along Alderbury Street, Floreat.

This means that both the City of Nedlands and the Town of Cambridge residents will be surveyed at the same amount with their contributions being 50%.

This is an excellent outcome for the residents of Alderbury Street as well as the City of Nedlands.

Western Power Projects

The Administration is continuing to actively liaise with Western Power to explore options for the delivery of underground power to the outstanding allotments throughout the City of Nedlands.

14 October 2016 Meeting

A meeting was held at the Administration Building with the following members of Western Power in attendance:

- David Lowry – Line relocations Team Leader
- Jonathon Shuker – Relocations Consultant
- Sumit Singh – SUPP Coordinator

Western Power advised that future options to deliver underground projects include:

- Western Power explore options to unlock the net benefit through Legislation to lower overheads on projects independent of the SUPP
- The City continue to pursue the delivery of underground power without the net benefits which would prove very costly.
- The City explore a levy to be offset in a separate fund for underground power and move forward with undertaking the designs for the outstanding lots now, so the City is in a better position to move forward with the delivery phases should Western Power lower the overheads on projects outside of the SUPP.

The underground projects would include high voltage distribution underground, transformers, low voltage distribution underground, pillars, house connections underground and street lighting to AS1158. The street lighting should use the new LED technology to reduce operational costs.

Currently Western Power are about to undertake two projects within the City of Nedlands. These projects are generally conducted without consultation with Local Governments and we are not involved in any of the planning stages.

The two projects are:

- Underground Cable Installation Project MR013890 New Feeder 1
- Underground Cable Installation Project MR013896 New Feeder 7

The projects are part of an overall asset replacement program that will facilitate a major distribution network voltage conversion in the Nedlands area from 6.6kv to 11kv. The requirement is to reinforce the local network with underground cables supplied from surrounding neighbourhoods, and these two projects are the first of those to be made ready for construction.

Western Power further advised that they could not expand these projects to include a City sponsored project because it was too late however Western Power would consider Local Government involvement opportunities for future projects.

17 November 2016 Meeting

A further meeting was held at the Administration Building with the following members of Western Power in attendance:

- David Lowry – Line relocations Team Leader
- Jonathon Shuker – Relocations Consultant

Western Power advised that following the previous meeting with Western Power there was a third project that could potentially accommodate a City sponsored underground power project.

The proposed scope of works is for Western Power to upgrade the overhead HV from 6.6kv to 11kv with a total of 84 poles being replaced effecting approximately 468 properties in the Hollywood area (refer attachment x).

The opportunity presented to the City of Nedlands is that LV can be undergrounded along with the HV distribution lines as part of this project. An estimated total project cost of approximately \$6.8 million was presented with the contribution by Western Power for their works at approximately \$600k. David went on to reaffirm that this was only an estimate.

Western Power advised that this upgrade of the HV from 6.6kv to 11kv is an essential conversion with existing poles being well past their asset life. Time is therefore of the essence and Western Power would like to works to commence around mid-2017 and be completed in 2018.

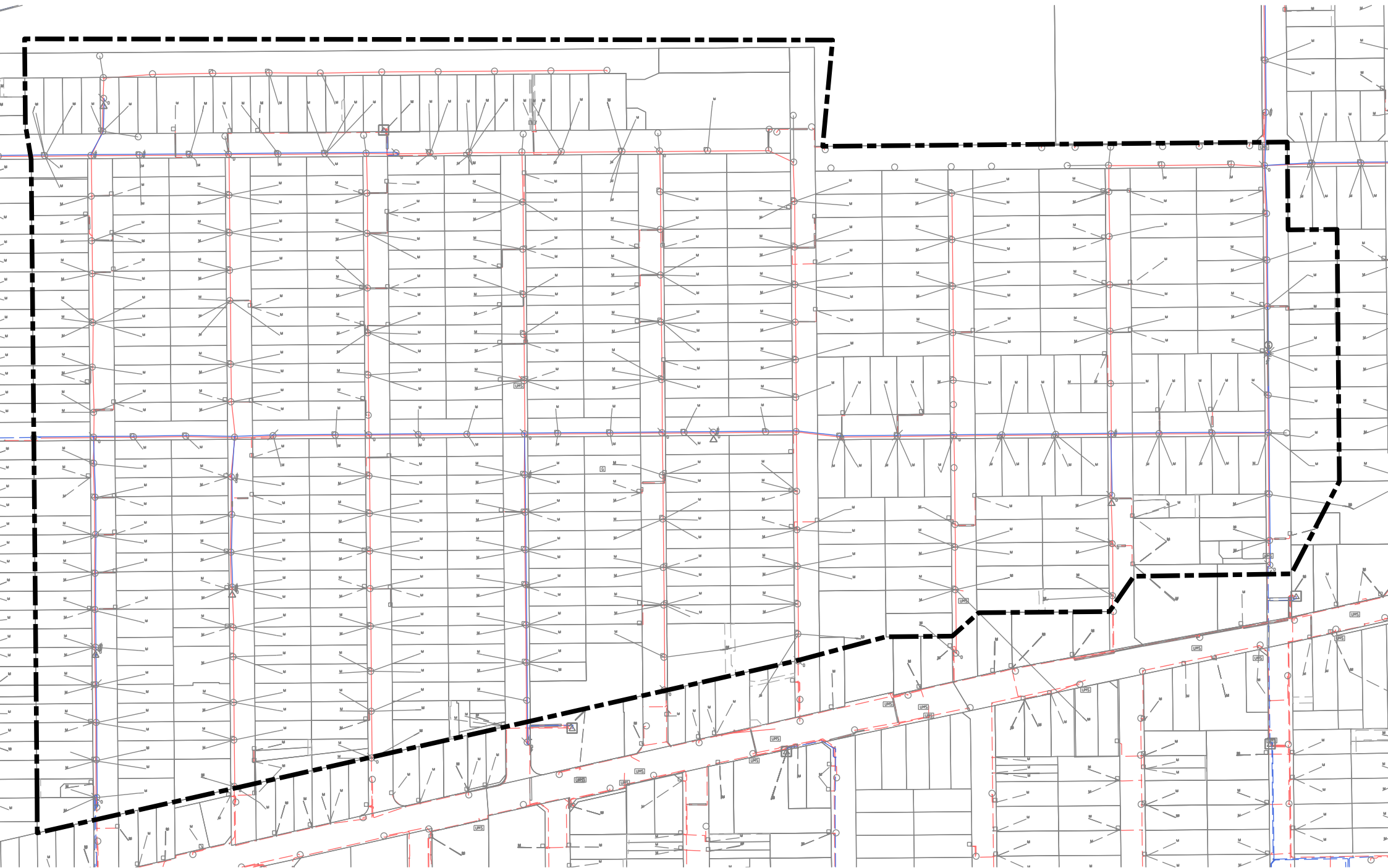
Western Power further advised that it can undertake a detailed cost estimate for the design component for the undergrounding of both the HV and LV and present back to the City in approximately two weeks. The design estimate was provided to the City within the agreed timeframe at a cost of \$119,404 ex GST and was valid for 30 days. To proceed, the City needs to indicate to Western Power if it would like to proceed to the design stage of the undergrounding of power to the proposed area in conjunction with the Western Power HV upgrade works.

Conclusion


There is an opportunity for the City collaborate with Western Power to deliver a small/medium underground power project during the next 18 months. Should this progress, along with the Alderbury Street project, then a further 513 lots in the City will have received underground power. This will mean that only 1,705 lots or approximately 23% of the City properties remain without underground power.

Attachments

1. Area of Hollywood included in the proposed HUPP
2. Western Power's Design Estimate for the proposed HUPP -
CONFIDENTIAL



13.7 Delegation of Authority – Awarding of Tenders over Council Recess

Council	20 December 2016
Applicant	City of Nedlands
Officer	Pollyanne Fisher – Policy & Project Officer
CEO	Greg Trevaskis – Chief Executive Officer
CEO Signature	
File Reference	CEO-AM-00013
Previous Item	Nil.

Executive Summary

This report seeks Council’s approval to provide the CEO with delegated authority to award tenders during the Council Christmas recess.

Recommendation to Council

Council delegates to the Chief Executive Officer (subject to consultation with the Mayor) the authority to determine tenders in accordance with the *Local Government Act (Functions and General) Regulations 1996* over the Council recess, from 21 December 2016 to 31 January 2017, and to award tenders to a maximum of \$500,000 (excl GST).

Strategic Plan

KFA 5: Governance

- 5.1 Manage the City’s resources in a sustainable and responsible manner.
- 5.6 Ensure compliance with statutory requirements and guidelines.

Background

The Chief Executive Officer has delegated authority to award contracts up to \$150,000 in accordance with the City’s ‘Purchasing of Goods and Services’ policy.

The purpose of this report is to enable the Chief Executive Officer, in consultation with the Mayor, to award tenders on behalf of Council over the Christmas/New Year period, up to \$500,000.

A decision to award the tender may be required to enable works to be completed over the summer months. Holding back a decision until Council resumes in February 2017 could impact on the project concerned and a delegation of authority to the CEO is recommended.

Proposal Detail

The last Ordinary Council meeting for 2016 is 20 December 2016 and the next meeting will not be until 28 February 2017.

In previous years Council has delegated to the Chief Executive Officer the authority to determine tenders on behalf of Council on the basis that he first consult with the Mayor and both persons are in agreement.

Decisions taken during the period 21 December 2016 to 31 January 2017 would be documented and reported to the first Ordinary Council meeting in 2017.

The City has tenders that will need to be awarded in January for bitumen supply and repair for capital works and for various elements of the Stage 1: All Abilities Play Space construction works.

Key Relevant Previous Council Decisions

A delegation of authority was approved previously for the same purpose in the prior year, item 13.6, approved by Council on 15 December 2015, for providing the CEO with delegated authority to award tenders during the Council recess.

This has been the normal practice in recent years.

Consultation

Required by legislation:	Yes <input type="checkbox"/>	No <input checked="" type="checkbox"/>
Required by City of Nedlands policy:	Yes <input type="checkbox"/>	No <input checked="" type="checkbox"/>

Any decision to determine a tender over this period would only be made in consultation with the Mayor and the decision will be reported to the first meeting of Council in 2017.

Legislation / Policy

Section 5.42 of the Local Government Act 1995 allows Council to delegate functions to the Chief Executive Officer.

Budget/Financial Implications

Within current approved budget:	Yes <input checked="" type="checkbox"/>	No <input type="checkbox"/>
Requires further budget consideration:	Yes <input type="checkbox"/>	No <input checked="" type="checkbox"/>

The awarding of any tender will be made on the basis that adequate budget provision has been made in the 2016/17 budget for the purposes of the tender.

Risk Management

Risk assessments are conducted in the awarding of all tenders.

Discussion

Section 5.42 of the Local Government Act 1995 allows Council to delegate functions to the Chief Executive Officer. *Section 5.43* does not permit Council to delegate authority to the Chief Executive Officer to award a tender above a limit set by Council.

Conclusion

An appropriate delegation of authority to the CEO for the determination of tenders over the Christmas/New Year recess is recommended to allow approved works to proceed with undue delay.

Attachments

Nil.

13.8 Annual Electors Meeting - 29 November 2016

In accordance with section 5.33 of the *Local Government Act 1995*, the decisions made at the Annual Electors Meeting of Tuesday 29 November 2016 are presented to Council for consideration.

Recommendation to Council

That the report of the decisions of the Annual Electors Meeting of Tuesday 29 November 2016 be received.

Motion

Moved: Nicholas Agnew, 10 Robinson Street, Nedlands
Seconded: Brett Bannister, 12 Robinson Street, Nedlands

That the City of Nedlands commit to proactively engage and communicate with affected landowners to dispel myths about underground power, such as current costs, discounts and location of transmission lines.

CARRIED UNANIMOUSLY 24/-

Motion

Moved: Nicholas Agnew, 10 Robinson Street, Nedlands
Seconded: Georgina Bannister, 12 Robinson Street, Nedlands

That the City of Nedlands commit to integrating the delivery of underground power with other infrastructure programs such as footpath rehabilitation in order to reduce the installation cost.

CARRIED UNANIMOUSLY 26/-

Motion

Moved: Nicholas Agnew, 10 Robinson Street, Nedlands
Seconded: Andrew Mangano, 51 Minora Road, Dalkeith

That the City of Nedlands consider HUPAGs proposals for funding sources as outlined in its Position Paper tabled at last week's ordinary Council Meeting in order to minimise the impact on rates.

CARRIED UNANIMOUSLY 26/-

Motion

Moved: Nicholas Agnew, 10 Robinson Street, Nedlands
Seconded: Hazel Cole, 45 Langham Street, Nedlands

Given the length of time affected areas have been without underground power, that the City of Nedlands prioritise underground power above other infrastructure programs.

CARRIED UNANIMOUSLY 25/-

Motion

Moved: Nicholas Agnew, 10 Robinson Street, Nedlands
Seconded: Garth Walter, 8 Robinson Street, Nedlands

That the City of Nedlands commit to undertaking detailed planning for underground power in the current financial year and include funding for commencement of capital works in the 2017/18 budget.

CARRIED UNANIMOUSLY 26/-

Motion

Moved: Nicholas Agnew, 10 Robinson Street, Nedlands
Seconded: Stefan Pfeifle, 50 Napier Street, Nedlands

That the City of Nedlands commit to funding 50% of the cost of underground power to those lots still without the service in the City of Nedlands.

CARRIED UNANIMOUSLY 26/-

Motion

Moved: Nat Hartge, 37 Aberdare Road, Nedlands
Seconded: Kim Tan, 39 Aberdare Road, Nedlands

Council repeal the Local Law 1978 along Aberdare Road and close down the 9 metre road reserve.

CARRIED UNANIMOUSLY 21/-

14. Elected Members Notices of Motions of Which Previous Notice Has Been Given

Disclaimer: Where administration has provided any assistance with the framing and/or wording of any motion/amendment to a Councillor who has advised their intention to move it, the assistance has been provided on an impartial basis. The principle and intention expressed in any motion/amendment is solely that of the intended mover and not that of the officer/officers providing the assistance. Under no circumstances is it to be expressed to any party that administration or any Council officer holds a view on this motion other than that expressed in an official written or verbal report by Administration to the Council meeting considering the motion.

Nil.

15. Elected members notices of motion given at the meeting for consideration at the following ordinary meeting on 28 February 2017

Disclaimer: Where administration has provided any assistance with the framing and/or wording of any motion/amendment to a Councillor who has advised their intention to move it, the assistance has been provided on an impartial basis. The principle and intention expressed in any motion/amendment is solely that of the intended mover and not that of the officer/officers providing the assistance. Under no circumstances is it to be expressed to any party that administration or any Council officer holds a view on this motion other than that expressed in an official written or verbal report by Administration to the Council meeting considering the motion.

Notices of motion for consideration at the Council Meeting to be held on 28 February 2017 to be tabled at this point in accordance with Clause 3.9(2) of Council's Local Law Relating to Standing Orders.

16. Urgent Business Approved By the Presiding Member or By Decision

Any urgent business to be considered at this point.

17. Confidential Items

Any confidential items to be considered at this point.

17.1 Chief Executive Officer Performance Review

Confidential report of the CEO Performance Review Committee (circulated to Councillors).

17.2 Naming Rights All Abilities Play Space

Confidential report (circulated to Councillors).

Declaration of Closure

There being no further business, the Presiding Member will declare the meeting closed.

A handwritten signature in black ink, appearing to read 'Greg Trevaskis', with a stylized flourish at the end.

Greg Trevaskis
Chief Executive Officer